



Salaries and Wages Supplement 1985-86

**George Deukmejian
Governor
State of California**

GOVERNMENT PUBLICATIONS
CALIFORNIA STATE LIBRARY
SACRAMENTO

This book is due on the last date stamped
below. Books may not be renewed.

OCT 8 - 1985

DEC 17 1985

APR 6 1987

SEP 3 1990

MAR 2 1992

NOV 12 1992

SEP 02 1998

3/1/12

PLEASE RETURN TO CIRCULATION
DESK ON 3rd FLOOR

0 2007 0352691 9
California State Library



CALIFORNIA
STATE LIBRARY
APR 18 1985
GOVERNMENT
PUBLICATION

Salaries and Wages Supplement 1985-86


Submitted by
George Deukmejian
Governor
State of California

to the
California Legislature



TABLE OF CONTENTS

	<i>Page</i>		<i>Page</i>
Legislative, Judicial, Executive			
Legislative Counsel Bureau	LJE 1	Department of Parks and Recreation	R 54
Judicial	LJE 2	Santa Monica Mountains Conservancy	R 75
Secretary for State and Consumer Services	LJE 6	San Francisco Bay Conservation and Development Commission	R 75
Secretary for Business, Transportation and Housing	LJE 6	Department of Water Resources	R 76
Secretary for Health and Welfare	LJE 7	State Water Resources Control Board	R 96
Secretary for Resources	LJE 7		
Secretary for Youth and Adult Correctional Agency	LJE 8	Health and Welfare	
Office of California/Mexico Affairs	LJE 8	State Council on Developmental Disabilities	HW 1
California State World Trade Commission	LJE 8	Area Boards on Developmental Disabilities	HW 1
Office of Planning and Research	LJE 8	Emergency Medical Services Authority	HW 1
Office of Economic Opportunity	LJE 8	Health and Welfare Agency Data Center	HW 2
Office of Emergency Services	LJE 11	Office of Statewide Health Planning and Development	HW 4
Office of the Lieutenant Governor	LJE 13	Department of Aging	HW 6
Department of Justice	LJE 14	Commission on Aging	HW 7
State Controller	LJE 27	Department of Alcohol and Drug Programs	HW 8
State Board of Equalization	LJE 31	Child Development Programs Advisory Committee	HW 9
Secretary of State	LJE 36	Department of Health Services	HW 9
State Treasurer	LJE 39	California Medical Assistance Commission	HW 33
California Debt Advisory Commission	LJE 40	Department of Developmental Services	HW 33
California Debt Limit Allocation Committee	LJE 40	Department of Mental Health	HW 78
California Industrial Development Financing Advisory Commission	LJE 41	Employment Development Department	HW 102
California Alternative Energy Source Financing Authority	LJE 41	Department of Rehabilitation	HW 112
California Pollution Control Financing Authority	LJE 41	Department of Social Services	HW 122
California Health Facilities Authority	LJE 41	California Health Facilities Commission	HW 140
California Housing Finance Agency	LJE 41		
California Urban Waterfront Area Restoration Financing Authority	LJE 43	Youth and Adult Correctional	
California Student Loan Authority	LJE 43	Department of Corrections	YAC 1
California Educational Facilities Authority	LJE 43	Board of Corrections	YAC 55
		Board of Prison Terms	YAC 56
		Youthful Offender Parole Board	YAC 56
		Department of the Youth Authority	YAC 57
		Education	
State and Consumer Services		Department of Education	E 1
Museum of Science and Industry	SCS 1	California Advisory Council on Vocational Education	E 24
Department of Consumer Affairs	SCS 2	California Occupational Information Coordinating Committee	E 24
Department of Fair Employment and Housing	SCS 17	Commission on Teacher Credentialing	E 24
Fair Employment and Housing Commission	SCS 19	California Postsecondary Education Commission	E 25
Office of the State Fire Marshal	SCS 19	University of California	E 26
Franchise Tax Board	SCS 21	Hastings College of Law	E 67
Department of General Services	SCS 53	The California State University	E 69
State Personnel Board	SCS 54	California Maritime Academy	E 213
Public Employees' Retirement System	SCS 59	Board of Governors of the California Community Colleges	E 215
State Teachers' Retirement System	SCS 64	Student Aid Commission	E 218
Department of Veterans Affairs	SCS 67		
		General Government	
Business, Transportation and Housing		Office of Criminal Justice Planning	GG 1
SolarCal Office	BTH 1	Commission for Revision of Juvenile Court Law	GG 1
Department of Alcoholic Beverage Control	BTH 1	Commission on Peace Officer Standards and Training	GG 1
Alcoholic Beverage Control Appeals Board	BTH 2	State Public Defender	GG 2
State Banking Department	BTH 2	Commission for Economic Development	GG 3
Department of Corporations	BTH 3	Motion Picture Council	GG 3
Department of Commerce	BTH 4	California Arts Council	GG 3
Department of Housing and Community Development	BTH 5	Native American Heritage Commission	GG 4
Department of Insurance	BTH 10	California Public Broadcasting Commission	GG 4
Department of Real Estate	BTH 14	Agricultural Labor Relations Board	GG 5
Department of Savings and Loan	BTH 17	Public Employment Relations Board	GG 7
California Transportation Commission	BTH 18	Department of Industrial Relations	GG 8
Department of Transportation	BTH 18	Department of Personnel Administration	GG 14
Office of Traffic Safety	BTH 42	Board of Chiropractic Examiners	GG 16
Department of the California Highway Patrol	BTH 42	Board of Osteopathic Examiners	GG 17
Department of Motor Vehicles	BTH 52	Board of Pilot Commissioners for the Bays of San Francisco, San Pablo, and Suisun	GG 17
Traffic Adjudication Board	BTH 62	California Horse Racing Board	GG 17
Stephen P. Teale Data Center	BTH 62	California Exposition and State Fair	GG 18
California Housing Finance Agency	BTH 65	Department of Food and Agriculture	GG 19
		Fair Political Practices Commission	GG 29
		Public Utilities Commission	GG 30
		Board of Control	GG 36
		Commission on State Finance	GG 37
		California Information Systems Implementation Committee	GG 37
Resources		Commission on California State Government Organization and Economy	GG 37
California Tahoe Conservancy	R 1	Commission on the Status of Women	GG 37
California Conservation Corps	R 1	California Law Revision Commission	GG 38
Energy Resources Conservation and Development Commission	R 7	Department of Finance	GG 38
California Waste Management Board	R 11	Office of Administrative Law	GG 42
Air Resources Board	R 13	Military Department	GG 42
Colorado River Board of California	R 17		
Department of Conservation	R 17		
Department of Forestry	R 19		
State Lands Commission	R 33		
Seismic Safety Commission	R 36		
Department of Fish and Game	R 36		
Wildlife Conservation Board	R 52		
Department of Boating and Waterways	R 52		
California Coastal Commission	R 53		
State Coastal Conservancy	R 53		



Digitized by the Internet Archive
in 2012 with funding from
California State Library Califa/LSTA Grant

<http://www.archive.org/details/salarieswagessup1985cali>

INTRODUCTION

Salaries and Wages Information

Presented in this volume are the complete and detailed data on approved staffing for State agencies. For each State agency the information is reported for the 1983–84 fiscal year on an actual basis and for 1984–85 and 1985–86 on an authorized basis. A more thorough explanation of the content and interpretation of this supplement is given below and on the immediately following pages.

Position Titles

In this volume, positions included in State civil service have been listed by the official class titles established by the State Personnel Board. Positions exempt from civil service have been listed by the official class titles established by statute, the Regents of the University of California, the Trustees of the California State University or other authority designated by law. Position titles are generally abbreviated to save space. A table of abbreviations follows this presentation.

Authorized Positions

For the 1984–85 and 1985–86 fiscal years, positions reported as *authorized* are those which were included in the 1984–85 Budget as approved by the Legislature and the Governor. Exceptions to this rule are explained by footnote in all cases other than technical adjustments of position classification to more accurately reflect assigned duties.

Changes in Authorized Positions

Proposed “Changes in Authorized Positions” are included in the Budget. These changes are proposed by the Executive Branch and are listed under “Workload and Administrative Adjustments,” and “Proposed New Positions.”

Modifications to these changes as a result of legislative review and final action by the Governor will be reflected in the Final Change Book.

Expenditures

For the 1983–84 fiscal year *actual* salary expenditures are reported. Estimated salary payments reported for the 1984–85 and 1985–86 fiscal years *do not reflect the 1984–85 fiscal year salary increase adjustments. The dollar impact of these adjustments are reflected in the departmental budget presentations in the main Governor’s Budget volume.* These estimates represent salary costs on the basis of continuous, 100 percent occupancy of all authorized positions and include the cost of merit salary adjustments where applicable. Exceptions are explained by footnote for those special cases in which the above general rule was not followed. Appropriate adjustments to recognize probable position vacancies and replacements at lower steps in salary ranges due to

turnover are included in the Budget as “*estimated salary savings.*”

Number of Positions

For the 1983–84 fiscal year, the number of positions represents actual personnel-years of employment counted to the nearest tenth of a personnel-year. A personnel-year is equal to 12 months full-time employment of one person—12 persons employed for one month, two persons employed for six months, or any similar combination equal to one personnel-year.

Positions for 1984–85 and 1985–86 are counted to the nearest tenth and are expressed in terms of full-time, full-year equivalents. The only exception is in the case of full-time positions to be established after July 1. In such instances, the positions are counted without adjustment for delayed establishment, e.g., a full-time position to be established January 1 is counted as one position, not as 0.5 position.

Salary Range

Rates of pay represent salary ranges established by the Department of Personnel Administration, statute, the Regents of the University of California, the Trustees of the California State University, the Board of Directors of the Hastings College of Law, or the Chairman of the Judicial Council. *The salary ranges in this volume do not reflect the 1984–85 fiscal year salary increase adjustment. Information on new salary ranges is available from the Department of Personnel Administration.*

The amounts shown are the minimum and maximum monthly or hourly rates, flat monthly or daily rate, or annual compensation. The minimum of the range serves as the normal entrance rate for new appointees to any position in a class and represents the lowest rate to be paid to any employee who is considered qualified for appointment to or retention in a position. The maximum of the range represents the highest rate payable to an employee who occupies any position in the class.

In some classifications and positions with unusual conditions of work or where it is necessary to meet prevailing rates or practices, more than one salary range, or rate or method of compensation has been established within a class. These “*alternate ranges*” and the criteria for their application are established

by the Department of Personnel Administration and/or the State Personnel Board. For classes which have alternate ranges, salaries indicated in this supplement show the minimum step of the lowest range and the maximum step of the highest range.

Under the pay plan adopted by the Department of Personnel Administration, the intermediate steps in each salary range generally approximate five percent. Some exceptions occur in hourly and daily rate ranges. Thus, \$1,067-1,229 indicates a monthly salary range having steps of \$1,067-\$1,103-\$1,144-\$1,186-\$1,229.

Merit Salary Adjustments

Subject to availability of funds, Section 19832 of the Government Code provides that each civil service employee receive a merit salary increase of one intermediate step in the employee's salary range during each year in a position until reaching maximum. However, this increase is contingent on the employing agency certifying that the employee's job performance meets the level of quality and quantity expected by the agency considering the employee's experience in the position.

Merit salary adjustments for employees of the University of California and the California State University are determined in accordance with rules established by the regents and the trustees, respectively.

Special In-grade Salary Adjustments

Classes meeting prescribed criteria are eligible for special in-grade salary adjustments; that is, from the first step to the second step of a salary range at the end of six monthly pay periods. These special adjustments are applicable only to the lower paid positions and certain others where there is difficulty in recruiting and retaining employees.

Salary Range Adjustments

Salary range adjustments for rank and file employees are adopted by the Department of Personnel Administration based on a ratified memorandum of understanding for each of 20 bargaining units and certification by the Department of Finance that sufficient funds are available.

In determining the appropriate salary level for

non-represented classes, a number of factors are taken into consideration by the Department of Personnel Administration such as, but not limited to:

1. Rates of pay of private employers and of other public jurisdictions for comparable work,
2. Internal consistency of rates; equal pay for equal work, and pay differentials based on differences in the kind, difficulty, or responsibility of the work,
3. Conditions of work in the class, and
4. The adequacy of existing appropriations which may be used for salary increase purposes.

The rates of pay of casually employed trades workers in State service are established at the hourly wage prevailing in the locality in which the employee is to work. These employees receive all the collateral benefits of premium pay for night work, travel time, overtime pay, hospital, surgical and medical insurance benefits prevailing in comparable employment within the locality.

Casually employed tradesworkers working for the State do not receive the same benefits of vacation, sick leave and retirement that permanent State employees receive. However, the State does pay into vacation and retirement funds where such benefits prevail in the locality of work.

The salary ranges reported herein are those which were approved by the appropriate salary fixing authority effective January 1, 1984. Salaries fixed by statute are those established primarily in Government Code Sections 11550 to 11563 inclusive, adjusted in accordance with the methodology prescribed in Section 11569. Statutory salary provisions for judges, justices, and related classes are included in Government Code Sections 68203 and 71702 and Labor Code Section 112.

Section 12, Article V of the Constitution prohibits a change in the salaries of the Governor, the Lieutenant Governor, the Attorney General, the State Controller, Secretary of State, Superintendent of Public Instruction and the State Treasurer during a term in office. On January 9, 1979, concurrent with the beginning of new terms of office, new salaries for the Lieutenant Governor, the Attorney General, the State Controller, the Secretary of State, the Superintendent of Public Instruction and the State Treasurer went into effect in accordance with Chapter 1099, Statutes of 1977.

ABBREVIATIONS USED IN SALARY SCHEDULES

<i>Word</i>	<i>Abbreviation</i>	<i>Word</i>	<i>Abbreviation</i>
account	acct	hydraulic	hyd
accounting	acctg	information.....	info
accounts.....	accts	inspector	insp
administrative	adm	institutional.....	instl
agricultural	agric	intermediate.....	inter
agriculture	agri	junior	jr
and	&	laboratory	lab
assistant	asst	legislative	legis
associate.....	assoc	lieutenant	lieut
attorney.....	atty	machine.....	mach
automotive	auto	maintenance.....	maint
board	bd	management	mgt
building.....	bldg	manager	mgr
bureau	bur	mechanical	mech
business	bus	office	ofc
calculator	calc	officer.....	off
Calif. Dept. of Transportation	Caltrans	operator.....	opr
captain.....	capt	personnel	pers
career executive appointment	CEA	physical	phys
center.....	cntr	principal	prin
clerk	clk	program.....	prog
construction	constrn	recreation	recre
data processing	DP	registration	regis
department.....	dept	rehabilitation	rehab
departmental	deptl	representative	rep
deputy	dep	secretary	secty
development	develmt	section	sect
district	dist	senior	sr
division	div	sergeant.....	sgt
drafting	drftg	service	serv
duplicating	dup	standards.....	stds
economic.....	econ	stenographer	steno
education	educ	superintendent	supt
electrical	elec	supervising	supvng
electronic data processing	EDP	supervisor	supvr
engineer	engr	supervisory	supvry
engineering	enrng	technical	tech
environment	envirn	technician	techn
environmental	envirntl	telecommunication.....	telecomm
equipment	equipt	teletypewriter	TWX
executive.....	exec	training	trng
federal	fed	transactions.....	trans
field	fld	transportation	transp
general.....	gen	vocational	voc
governmental.....	govtl		
highway.....	hwy		
hospital	hosp		

0160 LEGISLATIVE COUNSEL BUREAU *

1
2
3
4
5
6
7
8
9
10
11
12
13
14
15
16
17
18
19
20
21
22
23
24
25
26
27
28
29
30
31
32
33
34
35
36
37
38
39
40
41
42
43
44
45
46
47
48
49
50
51
52
53
54
55
56
57
58
59
60
61
62
63
64
65
66
67
68
69
70
71
72
73
74
75
76
77
78
79
80
81
82
83
84
85
86
87
88
89
90
91
92
93
94
95
96
97
98

ORGANIZATIONAL UNIT Classification	NUMBER OF POSITIONS			EXPENDITURES		
	Filed 1983-84	Authorized 1984-85	Proposed 1985-86	Actual 1983-84	Estimated 1984-85	Proposed 1985-86
Administrative:				SALARY RANGE		
Legis Counsel	1	1	1	\$73,044	\$73,044	\$73,044
Chief Dep Legis Counsel	2	2	2	4,486-5,429	130,296	130,296
Exec Secty II	1	1	1	1,512-1,809	21,708	21,708
Exec Secty I	1	1	1	1,389-1,653	18,144	18,924
Legal:						
Prin Dep Legis Counsel II	4	4	4	4,274-5,175	248,400	248,400
Dep Legis Counsel IV	5	8	8	4,077-4,935	458,976	468,720
Prin Dep Legis Counsel I	8	8	8	4,077-4,935	473,760	473,760
Dep Legis Counsel III	22.5	22	22	3,602-4,360	1,147,627	1,150,020
Dep Legis Counsel II	7.5	12	12	3,128-3,780	506,855	526,304
Dep Legis Counsel I	9.3	8	8	2,845-3,440	283,910	297,693
Legis Corrections Specialist	1	1	1	2,360-2,845	34,140	34,140
Legal Counsel	2.2	1	1	2,051-2,591	28,544	29,902
Graduate Legal Asst	1.4	1	1	1,868-2,051	24,428	24,612
Legal Asst	2	2	2	1,544-1,854	43,876	44,451
Jr Staff Analyst-Gen	1	1	1	1,407-1,827	21,924	21,924
Temporary Help	5.25	-	-	(161,721)	-	-
Indexing:						
Supvng Law Indexer	1	1	1	1,768-2,127	22,418	23,448
Sr Law Indexer	2.6	3	3	1,544-1,854	63,024	63,828
Law Indexer	8.6	9	9	1,421-1,690	168,830	173,798
Ofc Services Supvr I-Typing	1	1	1	1,214-1,551	16,694	17,100
Ofc Techn-Gen	1	1	1	1,214-1,551	16,344	17,042
Ofc Asst II-Typing	2.4	4	4	1,048-1,367	53,867	55,242
Ofc Asst II-Gen	1	1	1	1,048-1,309	14,348	14,568
Library:						
Library Tech Asst II	1	1	1	1,358-1,611	19,332	19,332
Ofc Asst II-Gen	2	2	2	1,048-1,309	29,136	29,136
Office:						
Ofc Services Mgr II	1	1	1	2,098-2,529	29,953	30,348
Legal Support Supvr II	1.3	2	2	1,690-2,230	45,726	47,016
Ofc Services Mgr I	0.3	1	1	1,827-2,197	22,179	23,214
Ofc Services Supvr III-Gen	3.2	2	2	1,544-1,854	44,496	44,496
Ofc Services Supvr II-Gen	1.6	2	2	1,358-1,768	36,920	37,684
Sr Legal Typist	7.6	9	9	1,331-1,729	158,767	162,403
Sr Legal Steno	3	3	3	1,331-1,729	56,772	56,772
Ofc Techn-Gen	1.3	1	1	1,214-1,551	16,694	17,100
Ofc Services Supvr I-Typing	0.3	-	-	1,214-1,551	-	-
Ofc Services Supvr I-Gen	0.9	1	1	1,214-1,551	14,568	15,120
Ofc Techn-Typing	2.8	4	4	1,214-1,551	66,861	67,530
Legal Typist	0.8	1	1	1,191-1,517	15,114	15,732
Sr Word Proc Techn	3.6	4	4	1,260-1,486	66,671	68,704
Ofc Asst II-Typing	2	1	1	1,048-1,367	13,409	13,850
Ofc Asst II-Gen	10.4	11	11	1,048-1,309	153,835	157,392
Word Proc Techn	1.2	2	2	1,048-1,309	28,698	29,783
Temporary Help	52.5	38.65	30.75	(1,056,316)	845,819	764,042
Overtime	-	-	-	(143,305)	65,702	147,479
Legislative Data Center:						
C.E.A. III	0.4	1	1	3,357-4,464	49,674	52,105
DP Mgr IV	0.3	1	1	3,200-3,869	44,996	46,428
Chief	0.6	-	-	3,690	-	-
DP Mgr III	0.7	-	-	2,913-3,518	-	-
Systems Software Spec II-Techn	2.7	4	4	2,651-3,200	146,135	150,250
Sr Programmer Analyst	0.9	1	1	2,651-3,200	37,216	38,400
DP Mgr II	1.9	4	4	2,651-3,200	148,162	150,990
Staff DP Analyst	0.8	1	1	2,415-2,913	34,551	34,956
Systems Software Specialist I	5	5	5	2,415-2,913	162,155	168,142
Staff Programmer Analyst	8.3	12.4	13	2,415-2,913	406,267	437,699
DP Mgr I	1.5	2	2	2,415-2,913	62,365	65,361
Assoc Systems Software Specialist	4	2	2	2,197-2,651	58,918	60,232
Assoc Programmer Analyst	9	8.5	10	2,197-2,651	232,790	283,220
Assoc DP Analyst	0.3	-	-	2,197-2,651	-	-
Computer Operations Supvr II	4.7	7	7	2,098-2,529	185,638	194,458
Programmer II	7.3	4	4	1,827-2,197	96,312	100,863
Staff Services Analyst-Gen	7.5	12	13	1,407-2,197	252,433	281,063
Computer Operations Supvr I	7.3	9	9	1,745-2,098	202,055	210,234
DP Techn Supvr I	1	1	1	1,745-2,098	24,984	25,176
Ofc Services Supvr III-Gen	0.7	1	1	1,544-1,854	19,064	19,964
Programmer I	2.6	4	4	1,407-1,827	80,037	82,848
Ofc Services Supvr II-Gen	0.3	-	-	1,358-1,768	-	-
Sr Computer Opr	10.2	7	7	1,462-1,745	127,187	132,647
Sr DP Techn	4	6	6	1,462-1,745	116,482	119,606
Sr Legal Typist	0.3	-	-	1,331-1,729	-	-
Exec Secty I	0.7	1	1	1,389-1,653	19,836	19,836
DP Techn	2	5.6	8	1,198-1,523	82,424	120,576
Computer Opr	6.5	10.6	13	1,198-1,523	160,528	201,958
Sr Word Processing Techn	2	3	3	1,260-1,486	47,892	49,932
Ofc Asst II-Typing	0.7	1	1	1,048-1,367	12,954	13,374
Word Proc Techn	1	1	1	1,048-1,309	13,584	14,040
Ofc Asst II-Gen	1.3	3	3	1,048-1,309	39,590	40,832
Personnel And Accounting:						
Staff Services Mgr I	1	1	1	2,415-2,913	34,956	34,956
Sr Acctg Off-Supvr	1	1	1	2,197-2,651	30,006	31,446

*The Salary Range and the amounts shown in 1984-85 and 1985-86 for this department do not reflect the 1984-85 fiscal year salary increase adjustment. This adjustment is reflected in the departmental Summary by Object of the Governor's Budget.

0160 LEGISLATIVE COUNSEL BUREAU—Continued

ORGANIZATIONAL UNIT Classification	NUMBER OF POSITIONS			EXPENDITURES		
	Filled 1983-84	Authorized 1984-85	Proposed 1985-86	Actual 1983-84	Estimated 1984-85	Proposed 1985-86
				SALARY RANGE		
Accountant I - Supvr	0.3	1	1	1,401-1,827	16,995	17,727
Pers Asst II	1	1	1	1,481-1,768	21,216	21,216
Pers Asst I	1	1	1	1,126-1,551	18,612	18,612
Sr Acct Clk	0.8	-	-	1,214-1,551	-	-
Acctg Techn	0.9	1	1	1,214-1,551	15,074	15,659
Ofc Asst II-Typing	0.2	1	1	1,048-1,367	12,954	13,374
Acct Clk II	0.1	-	-	1,087-1,367	-	-
TOTALS, AUTHORIZED POSITIONS	291.35	304.75	304.75	\$8,000,554	\$8,615,853	\$8,944,237
Regular/Ongoing Positions	233.6	266.1	274	6,639,212	7,704,332	8,032,716
Temporary Help	57.75	38.65	30.75	1,218,037	845,819	764,042
Overtime	-	-	-	143,305	65,702	147,749

0250 JUDICIAL *

Supreme Court			SALARY RANGE			
Chief Justice	1	1	1	\$7,153	\$85,848	\$85,848
Assoc Justice	5.6	6	6	6,821-9,328	521,232	521,232
Clk	1	1	1	55,301	55,301	55,301
Reporter Of Decisions	1	1	1	51,453	51,453	51,453
Special Counsel To Chief Justice	0.5	1	1	4,274-5,175	62,100	62,100
Sr Atty IV	12	11	11	4,077-4,935	651,420	651,420
Sr Atty III	6.2	7	7	3,602-4,360	354,843	361,956
Dep Reporter Of Decisions II	1	1	1	3,128-3,780	45,360	45,360
Sr Atty II	2.8	3	3	3,128-3,780	128,256	130,068
Dep Reporter Of Decisions I	1	1	1	2,845-3,440	36,086	37,838
Sr Atty I	2.6	2	2	2,845-3,440	71,917	75,404
Chief Dep Calendar Clk	1	1	1	2,717-3,279	35,658	37,391
Sr Clk Typist	0.1	-	-	1,214-1,425	-	-
Law Librarian	0.3	-	-	2,717-3,279	-	-
Law Librarian	0.8	1	1	2,717-3,279	37,101	38,895
Chief Dep Clk II	0.6	1	1	2,717-3,279	32,604	34,140
Chief Dep Clk I	1	1	1	2,360-2,845	34,140	34,140
Dep Calendar Clk II	0.1	-	-	2,150-2,591	-	-
Dep Clk II	5.2	6	6	2,150-2,591	177,886	181,344
Research Atty	7.8	11	11	2,051-2,591	299,645	309,762
Secty To Chief Justice	0.9	1	1	2,002-2,415	28,980	28,980
Adm Secty	0.9	1	1	1,894-2,282	24,172	25,320
Adm Secty I	0.1	-	-	1,894-2,282	-	-
Asst Reporter Of Decisions	1	1	1	1,827-2,197	26,364	26,364
Adm Asst I	0.1	-	-	1,827-2,197	-	-
Library Asst	0.8	1	1	1,786-2,150	25,800	25,800
Asst Librarian	0.3	-	-	1,786-2,150	-	-
Secty-Appellate Court Justice	5.9	6	6	1,729-2,077	148,149	149,262
Law Clk Range A	4.2	6	6	2,051	147,672	147,672
Dep Clk I	0.4	1	1	1,706-2,051	23,876	24,612
Bailiff	3	3	3	1,706-2,051	73,836	73,836
Graduate Legal Asst	4.2	2	2	1,868-2,051	46,652	48,856
Judicial Secty II	6.7	8	8	1,577-1,894	173,628	176,442
Judicial Secty I	1.4	2	2	1,331-1,577	35,544	37,068
Office Techn II	1	1	1	1,317-1,557	17,428	18,156
Office Asst III	2.7	3	3	1,214-1,425	49,320	49,908
Clerical Asst II	0.1	-	-	1,214-1,425	-	-
Temporary Help	4.7	3.2	3.2	(142,411)	48,220	48,220
Totals	90	95.2	95.2	\$3,346,024	\$3,550,491	\$3,594,148
Courts Of Appeal						
First Appellate District:						
Presiding Justice	4	4	4	6,312-8,745	306,960	306,960
Assoc Justice	14.1	15	15	6,312-8,745	1,205,592	1,205,592
Prin Atty II	1	1	1	4,274-5,175	62,100	62,100
Sr Atty IV	5.4	8	8	4,077-4,935	466,137	473,760
Clk Of Court - Range B	0.5	1	1	3,653-4,419	49,404	51,798
Sr Atty III	10	10	10	3,602-4,360	470,984	488,839
Clk	0.5	-	-	3,575-3,792	-	-
Sr Atty II	6	7	7	3,128-3,780	278,824	290,722
Sr Atty I	3.6	4	2	2,845-3,440	143,521	77,076
Law Librarian	0.1	1	1	2,717-3,279	32,732	34,278
Chief Dep Clk II	0.9	1	1	2,717-3,279	37,391	39,197
Chief Dep Clk I	0.1	-	-	2,360-2,845	-	-
Adm Asst II	-	1	1	2,197-2,651	26,364	27,636
Dep Clk II	6.9	7	7	2,150-2,591	201,675	206,901
Research Atty	2.2	3	3	2,051-2,591	86,640	90,777
Law Clk Range B	3.6	6	6	2,360	169,920	169,920
Sr Librarian	0.9	-	-	1,959-2,360	-	-
Library Asst	-	1	1	1,786-2,150	21,432	22,416
Secty-Appellate Court Justice	18.1	19	19	1,729-2,077	431,002	437,873
Law Clk Range A	10.2	13	13	2,051	319,956	319,956
Dep Clk I	1.1	2	1	1,706-2,051	46,454	22,871

*The Salary Range and the amounts shown in 1984-85 and 1985-86 for this department do not reflect the 1984-85 fiscal year salary increase adjustment. This adjustment is reflected in the departmental Summary by Object of the Governor's Budget.

0250 JUDICIAL—Continued

ORGANIZATIONAL UNIT	NUMBER OF POSITIONS			EXPENDITURES		
	Filled 1983-84	Authorized 1984-85	Proposed 1985-86	Actual 1983-84	Estimated 1984-85	Proposed 1985-86
				SALARY RANGE		
Graduate Legal Asst	2	-	-	1,868-2,051	-	-
Judicial Secty II	3	3	3	1,577-1,894	68,184	68,184
Office Asst IV	1.6	1	1	1,462-1,745	20,624	20,940
Judicial Secty I	0.3	2	2	1,331-1,577	31,944	33,336
Sr Legal Typist	0.1	-	-	1,256-1,488	-	-
Office Asst III	1.8	2	2	1,214-1,425	30,341	31,541
Sr Clk Typist	0.1	-	-	1,145-1,344	-	-
Temporary Help	7.4	3	3	(170,748)	44,732	44,732
Totals	105.5	115	112	\$4,141,316	\$4,552,913	\$4,527,405
Second Appellate District:						
Presiding Justice	7	7	7	6,312-8,745	536,208	536,208
Assoc Justice	18.4	19	19	6,312-8,745	1,512,552	1,512,552
Prin Atty II	1	1	1	4,274-5,175	62,100	62,100
Prin Atty I	0.9	1	1	4,077-4,935	58,989	59,220
Sr Atty IV	18.7	24	24	4,077-4,935	1,368,312	1,399,648
Clk Of Court - Range B	0.5	1	1	3,653-4,419	49,404	51,798
Sr Atty III	11.4	9	9	3,602-4,360	443,969	457,560
Clk.....	0.5	-	-	3,575-3,792	-	-
Sr Atty II	5.2	5	5	3,128-3,780	206,407	213,118
Sr Atty I	3.8	4	2	2,845-3,440	138,216	73,332
Law Librarian	0.8	1	1	2,717-3,279	35,520	37,246
Chief Dep Clk II	0.9	1	1	2,717-3,279	37,391	39,197
Law Librarian	0.3	-	-	2,717-3,279	-	-
Chief Dep Clk I	1.1	1	1	2,360-2,845	33,372	34,140
Dep Clk-Security Guard	2	2	2	2,251-2,717	65,208	65,208
Adm Asst II.....	-	1	1	2,197-2,651	26,364	27,636
Dep Clk II	6.9	8	8	2,150-2,591	236,308	240,397
Research Atty	0.9	1	1	2,051-2,591	24,810	26,002
Law Clk Range B	10.3	16	16	2,360	453,120	453,120
Adm Secty	0.8	1	1	1,894-2,282	27,384	27,384
Library Asst	0.8	1	1	1,786-2,150	25,800	25,800
Secty-Appellate Court Justice	25.4	26	26	1,729-2,077	637,715	642,805
Law Clk Range A	8.5	10	10	2,051	246,120	246,120
Dep Clk I	3.3	4	4	1,706-2,051	85,756	89,790
Graduate Legal Asst	3.6	-	-	1,868-2,051	-	-
Asst Librarian.....	0.3	-	-	1,685-2,028	-	-
Judicial Secty II	9.3	11	11	1,577-1,894	245,555	247,572
Office Asst IV	0.9	1	1	1,462-1,745	19,617	20,545
Clerical Asst III	0.1	-	-	1,379-1,646	-	-
Judicial Secty I	0.7	2	1	1,331-1,577	37,198	18,924
Office Asst III	5.2	8	8	1,214-1,425	128,118	131,912
Sr Clk Typist	0.5	-	-	1,415-1,344	-	-
Janitor Supvr I	1	1	1	1,114-1,294	16,152	16,152
Janitor	3.8	4	4	1,038-1,198	58,491	58,901
Temporary Help	2.9	1.7	1.7	(75,540)	25,967	25,967
Totals	157.7	172.7	169.7	\$6,148,892	\$6,842,123	\$6,840,354
Third Appellate District:						
Presiding Justice	1	1	1	6,312-8,745	75,744	75,744
Assoc Justice	6	6	6	6,312-8,745	516,876	516,876
Prin Atty II	0.9	1	1	4,274-5,175	62,100	62,100
Prin Atty I	0.1	-	-	4,077-4,935	-	-
Sr Atty IV	1	2	2	4,077-4,935	102,651	107,694
Sr Atty III	3	3	3	3,602-4,360	140,904	145,236
Clk Of Court - Range A	0.5	1	1	3,485-4,214	44,910	47,112
Sr Atty II	3	4	4	3,128-3,780	161,776	169,776
Sr Atty I	3	2	1	2,845-3,440	69,660	37,246
Chief Dep Clk II	0.8	1	1	2,717-3,279	37,101	38,895
Chief Dep Clk I	0.2	-	-	2,360-2,845	-	-
Dep Clk II	3	3	3	2,150-2,591	91,848	93,276
Research Atty	1.6	2	2	2,051-2,591	53,380	55,940
Law Clk Range B	1.1	2	2	2,360	56,640	56,640
Sr Librarian	1	1	1	1,959-2,360	26,608	27,884
Adm Secty	0.9	1	1	1,894-2,282	27,384	27,384
Adm Asst I	-	1	1	1,827-2,197	21,924	22,944
Secty-Appellate Court Justice	6.1	6	6	1,729-2,077	144,387	146,487
Law Clk Range A	6	7	7	2,051	172,284	172,284
Dep Clk I	1	1	1	1,706-2,051	20,472	21,432
Graduate Legal Asst	0.5	-	-	1,868-2,051	-	-
Judicial Secty II	1.4	2	2	1,577-1,894	41,496	43,416
Judicial Secty I	2.9	6	6	1,331-1,577	101,520	106,370
Office Asst III	1	1	1	1,214-1,425	14,798	15,365
Janitor	0.8	1	1	1,038-1,198	12,900	13,368
Sr Legal Typist	0.2	-	-	1,256-1,488	-	-
Clk	0.5	-	-	3,286-3,446	-	-
Temporary Help	3.4	2.1	2.1	(65,896)	30,900	30,900
Totals	50.9	57.1	56.1	\$1,824,707	\$2,028,474	\$2,034,369
Fourth Appellate District:						
Presiding Justice	3	3	3	6,312-8,745	258,432	258,432
Assoc Justice	11	11	11	6,312-8,745	843,204	843,204
Prin Atty I	2	3	3	4,077-4,935	167,364	169,728
Sr Atty IV	5.3	7	7	4,077-4,935	393,878	402,530
Clk Of Court - Range B	0.5	1	1	3,653-4,419	47,112	49,404
Sr Atty III	5.3	5	5	3,602-4,360	253,594	258,744

0250 JUDICIAL—Continued

ORGANIZATIONAL UNIT	NUMBER OF POSITIONS			EXPENDITURES			
	Classification	Filed 1983-84	Authorized 1984-85	Proposed 1985-86	Actual 1983-84	Estimated 1984-85	Proposed 1985-86
SALARY RANGE							
Sr Atty II	1.1	1	1	3,128-3,780	44,470	45,360	
Sr Atty I	0.9	4	3.5	2,845-3,440	138,078	126,881	
Chief Dep Clk I	3	3	3	2,360-2,845	101,652	102,420	
Dep Clk II	6	6	6	2,150-2,591	180,126	184,529	
Research Atty	4.5	5	5	2,051-2,591	135,853	140,861	
Law Clk Range B	3.7	8	8	2,360	226,560	226,560	
Sr Librarian	1.7	3	3	1,959-2,360	80,148	81,252	
Adm Secty	2.7	3	3	1,894-2,282	81,940	82,152	
Secty-Appellate Court Justice	10.6	11	11	1,729-2,077	268,142	271,384	
Law Clk Range A	9	8	8	2,051	196,896	196,896	
Dep Clk I	3.4	6	6	1,706-2,051	129,532	134,396	
Graduate Legal Asst	4.1	-	-	1,868-2,051	-	-	
Judicial Secty II	0.7	1	1	1,577-1,894	22,728	22,728	
Judicial Secty I	-	3	3	1,331-1,577	47,916	50,004	
Adm Secty I	0.3	-	-	1,894-2,282	-	-	
Sr Clk	0.1	-	-	1,145-1,344	-	-	
Sr Clk Typist	0.1	-	-	1,145-1,344	-	-	
Clk	0.5	-	-	3,431-3,615	-	-	
Temporary Help ¹	4.6	1.8	1.8	(115,389)	26,720	26,720	
Totals	84.1	93.8	93.3	\$3,213,171	\$3,644,345	\$3,674,185	
Fifth Appellate District:							
Presiding Justice	1	1	1	6,312-8,745	104,952	104,952	
Assoc Justice	7	7	7	6,312-8,745	536,208	536,208	
Prin Atty I	1.8	2	2	4,077-4,935	115,219	118,209	
Sr Atty III	0.7	1	1	3,602-4,360	44,292	46,458	
Clk Of Court - Range A	0.5	1	1	3,485-4,214	44,910	47,112	
Sr Atty II	1.4	2	2	3,128-3,780	76,733	80,467	
Clk	0.5	-	-	3,286-3,446	-	-	
Sr Atty I	3.7	5	5	2,845-3,440	176,827	183,363	
Chief Dep Clk I	0.5	1	1	2,360-2,845	28,992	30,378	
Dep Clk II	2	2	2	2,150-2,591	62,184	62,184	
Research Atty	4.6	3	3	2,051-2,591	79,490	83,273	
Law Clk Range B	2	2	2	2,360	56,640	56,640	
Sr Librarian	1	1	1	1,959-2,360	26,406	27,666	
Adm Secty I	0.1	-	-	1,894-2,282	-	-	
Adm Secty	0.9	1	1	1,894-2,282	27,384	27,384	
Adm Asst I	-	1	1	1,827-2,197	21,924	22,944	
Secty-Appellate Court Justice	7	7	7	1,729-2,077	172,628	173,716	
Law Clk Range A	4	8	8	2,051	196,896	196,896	
Dep Clk I	1	1	1	1,706-2,051	24,244	24,612	
Graduate Legal Asst	2.2	-	-	1,868-2,051	-	-	
Judicial Secty II	1	1	1	1,577-1,894	22,728	22,728	
Judicial Secty I	1.9	2	2	1,331-1,577	35,527	36,324	
Office Asst III	0.7	1	1	1,214-1,425	16,230	16,926	
Sr Steno	0.1	-	-	1,166-1,372	-	-	
Temporary Help ¹	2.2	1	1	(38,844)	14,840	14,840	
Totals	47.8	51	51	\$1,719,577	\$1,885,254	\$1,913,280	
Sixth Appellate District:							
Presiding Justice	-	1	1	6,312-8,745	76,740	76,740	
Assoc Justice	-	2	2	6,312-8,745	153,480	153,480	
Clk Of Court - Range A	-	1	1	3,485-4,214	41,820	43,836	
Sr Atty I	-	1	1	2,845-3,440	34,140	35,796	
Dep Clk II	1	2	2	2,150-2,591	53,357	55,892	
Sr Librarian	-	1	1	1,959-2,360	23,508	24,612	
Secty-Appellate Court Justice	-	3	3	1,729-2,077	63,684	66,654	
Law Clk Range A	-	3	3	2,051	73,836	73,836	
Graduate Legal Asst	-	3	3	1,868-2,051	67,248	70,524	
Office Asst II	-	1	1	1,066-1,236	12,936	13,380	
Temporary Help ¹	-	1.3	1.3	-	20,220	20,220	
Totals	1	19.3	19.3	\$25,573	\$620,969	\$634,970	
Totals, Courts Of Appeal	447	508.9	501.4	\$17,073,236	\$19,574,078	\$19,624,563	
Judicial Council							
Administrative Office Of The Courts:							
Adm Director Of Courts	1	1	1	70,665	70,665	70,665	
Chief Dep Director	0.5	1	1	4,704-5,694	68,328	68,328	
Dep Director	0.5	-	-	4,486-5,429	-	-	
Asst Director-Legislation	1	1	1	4,274-5,175	62,100	62,100	
Asst Director-Legal Research	1	1	1	4,274-5,175	62,100	62,100	
Sr Atty IV	1	1	1	4,077-4,935	59,220	59,220	
Sr Atty III	4	7	7	3,602-4,360	341,448	349,872	
Special Consultant	0.4	-	-	4,308	-	-	
Court Administrator III	1	1	1	3,518-4,255	51,060	51,060	
Court Administrator II	4.6	4	4	3,200-3,869	183,385	185,712	
Sr Atty II	3	1	1	3,128-3,780	45,360	45,360	
Court Administrator I	0.6	3	3	2,913-3,518	114,693	119,890	
Court Mgt Analyst III	4.2	3	3	2,913-3,518	126,648	126,648	
Sr DP System Analyst	1	1	1	2,651-3,200	38,252	38,400	
Sr Statistician I	1	1	1	2,651-3,200	38,400	38,400	
Court Mgt Analyst II	2.9	3	3	2,651-3,200	113,285	115,052	
Supvr-Assignments Section	1	1	1	2,415-2,913	34,956	34,956	
Fiscal Off I	0.8	-	-	2,415-2,913	-	-	
Sr Acctg Supvr	1	1	1	2,197-2,651	31,812	31,812	

0250 JUDICIAL—Continued

ORGANIZATIONAL UNIT	NUMBER OF POSITIONS			EXPENDITURES			
	Classification	Filled 1983-84	Authorized 1984-85	Proposed 1985-86	Actual 1983-84	Estimated 1984-85	Proposed 1985-86
					SALARY RANGE		
Assoc Programmer Analyst	2	2	2	2,197-2,651	61,248	62,648	
Assoc DP Analyst	-	2	2	2,197-2,651	52,728	55,272	
Assignment Specialist	1	1	1	2,197-2,651	31,812	31,812	
Bus Service Off III	0.8	1	1	2,197-2,651	27,318	28,644	
Assoc Statistician	2	2	2	2,197-2,651	58,764	61,574	
Court Mgt Analyst I	2.4	5	5	2,197-2,651	136,556	143,142	
Adm Secty	1.8	2	2	1,894-2,282	52,026	53,199	
Adm Secty I	0.2	-	-	1,894-2,282	-	-	
Acctg Specialist	1	1	1	1,827-2,197	25,275	26,364	
Bus Service Off I	0.3	-	-	1,827-2,197	-	-	
Staff Services Analyst	2.9	1	1	1,407-2,197	22,859	23,934	
Programmer	-	2	2	1,827-2,197	43,848	45,888	
Supvng Judicial Secty	1	1	1	1,750-2,108	25,296	25,296	
Personnel Asst III	1	-	-	1,611-1,939	-	-	
Legal Forms Techn	0.3	1	1	1,577-1,894	20,988	21,963	
Judicial Secty II	8.5	9	9	1,577-1,894	196,260	200,832	
Accountant I	4	4	4	1,401-1,827	84,780	85,764	
Bus Service Asst	0.8	1	1	1,523-1,827	18,888	19,767	
Personnel Asst II	0.5	3	3	1,481-1,768	60,126	60,960	
Office Asst IV	0.2	-	-	1,462-1,745	-	-	
Clerical Asst III	0.1	-	-	1,379-1,646	-	-	
Judicial Secty I	3.4	3	3	1,331-1,577	54,158	55,667	
Office Techn II	0.3	-	-	1,317-1,557	-	-	
Sr Reproduction Mach Opr	0.2	-	-	1,317-1,557	-	-	
Statistical Clk II	2	2	2	1,309-1,551	35,596	36,322	
Acctg Techn	0.5	1	1	1,214-1,551	14,568	15,120	
Office Techn I	1	2	2	1,260-1,486	30,828	32,112	
Office Asst III	0.9	1	1	1,214-1,425	16,346	17,042	
Microfilm Techn I	-	1	1	1,135-1,321	13,680	14,136	
Statistical Clk I	0.9	1	1	1,129-1,317	14,088	14,088	
Office Asst II	0.4	2	2	1,066-1,236	27,805	28,809	
Clk Typist II	0.1	-	-	1,025-1,189	-	-	
Temporary Help ¹	14.2	4.3	4.3	(299,656)	64,056	64,056	
Totals	85.2	86.3	86.3	\$2,511,571	\$2,631,609	\$2,683,986	
Center For Judicial Education And Research:							
Director	1	1	1	4,274-5,175	62,100	62,100	
Sr Atty III	3	3	3	3,602-4,360	156,960	156,960	
Sr Atty II	2	2	2	3,128-3,780	86,640	88,584	
Adm Asst II	0.9	1	1	2,197-2,651	30,234	31,690	
Supvng Judicial Secty	0.7	1	1	1,750-2,108	24,423	25,296	
Judicial Secty II	4.8	5	5	1,577-1,894	106,180	109,004	
Adm Secty II	0.1	-	-	1,762-2,124	-	-	
Temporary Help ¹	1.2	0.8	0.8	(24,784)	12,264	12,264	
Totals	13.7	13.8	13.8	\$461,680	\$478,801	\$485,898	
Totals, Judicial Council	98.9	100.1	100.1	\$2,973,251	\$3,110,410	\$3,169,884	
Commission On Judicial Performance							
Director-Chief Counsel	1	1	1	4,274-5,175	62,100	62,100	
Sr Atty II	0.6	1	1	3,128-3,780	38,442	40,314	
Sr Atty I	0.3	-	-	2,845-3,440	-	-	
Adm Asst I	0.1	-	-	1,827-2,197	-	-	
Judicial Secty II	0.9	1	1	1,577-1,894	21,468	22,473	
Judicial Secty I	0.2	1	1	1,331-1,577	17,095	17,834	
Temporary Help ¹	0.9	1.3	1.3	(21,797)	19,814	19,814	
Totals	4	5.3	5.3	\$139,828	\$158,919	\$162,535	
TOTALS, AUTHORIZED POSITIONS	639.9	709.5	702	\$23,532,339	\$26,393,898	\$26,551,130	
Regular/Ongoing	598.4	689	681.5	22,577,274	26,086,165	26,243,397	
Temporary Help	41.5	20.5	20.5	955,065	307,733	307,733	

¹ Temporary help positions have been increased to consistently reflect the conversions of dollars to positions

Governor's Office

0510 SECRETARY FOR STATE AND CONSUMER SERVICES *

				SALARY RANGE		
Secty	1	1	1	\$67,446	\$67,446	\$67,446
Undersecty	1	1	1	4,833	57,996	57,996
Dep Secty	1	1	1	4,077-4,274	51,288	51,288
C.E.A. II	1.5	1	1	3,052-4,057	48,684	48,684
Public Info & Educ Coordinator	1	1	1	3,069-3,216	38,592	38,592
Adm Asst II	0.3	1	1	2,197-2,651	26,364	27,636
Assoc Govtl Prog Analyst	0.5	1	1	2,197-2,651	26,364	27,636
Adm Asst I	0.1	-	-	1,827-2,303	-	-
Staff Services Analyst-Gen	0.1	-	-	1,407-2,197	-	-
Exec Secty II	0.2	-	-	1,512-1,809	-	-
Exec Secty I	2.2	3	3	1,389-1,653	55,992	57,548
Office Techn-Typing	0.3	1	1	1,214-1,551	14,752	15,316

*The Salary Range and the amounts shown in 1984-85 and 1985-86 for this department do not reflect the 1984-85 fiscal year salary increase adjustment. This adjustment is reflected in the departmental Summary by Object of the Governor's Budget.

Governor's Office
0510 SECRETARY FOR STATE AND CONSUMER SERVICES—Continued

ORGANIZATIONAL UNIT Classification	NUMBER OF POSITIONS			EXPENDITURES		
	Filled 1983-84	Authorized 1984-85	Proposed 1985-86	Actual 1983-84	Estimated 1984-85	Proposed 1985-86
				SALARY RANGE		
Secty	1	1	1	1,236-1,512	17,448	17,448
Office Asst II-Typing	0.8	-	-	1,048-1,367	-	-
Temporary Help	0.3	0.4	0.4	(3,221)	4,000	4,000
Overtime	-	-	-	(186)	-	-
Totals	11.3	12.4	12.4	\$378,686	\$408,926	\$413,590
Office of Statewide Compliance:						
CEA II	0.6	-	-	3,052-4,057	-	-
Staff Serv Mgr I	1.2	-	-	2,415-2,913	-	-
Assoc Govtl Prog Analyst	1	-	-	2,197-2,651	-	-
Staff Services Analyst	0.1	-	-	1,407-2,197	-	-
Secty	0.6	-	-	1,236-1,512	-	-
Temporary Help	0.5	-	-	(7,399)	-	-
Overtime	-	-	-	(492)	-	-
Totals	4	-	-	\$108,776	-	-
TOTALS, AUTHORIZED POSITIONS	15.3	12.4	12.4	\$487,462	\$408,926	\$413,590
Regular Ongoing Positions	14.5	12	12	476,164	404,926	409,590
Temporary Help	0.8	0.4	0.4	10,620	4,000	4,000
Overtime	-	-	-	678	-	-

Governor's Office
0520 SECRETARY FOR BUSINESS, TRANSPORTATION AND HOUSING *

Office Of The Secretary	NUMBER OF POSITIONS			EXPENDITURES		
	Filled 1983-84	Authorized 1984-85	Proposed 1985-86	Actual 1983-84	Estimated 1984-85	Proposed 1985-86
				SALARY RANGE		
Secty	1	1	1	\$67,446	\$67,446	\$67,446
Undersecty	-	1	1	4,833	57,996	57,996
Dep Secty	1	1	1	4,833	57,996	57,996
Dep Secty-Housing	0.8	1	1	4,486	53,832	53,832
C.E.A. III	1.9	2	2	3,357-4,464	102,064	104,430
C.E.A. II	1	1	1	3,052-4,057	48,684	48,684
Asst Secty-Housing	0.4	1	1	3,708-3,888	44,496	46,656
Staff Services Mgr III	-	1	1	2,913-3,518	42,216	42,216
Assoc Govtl Prog Analyst	-	1	1	2,197-2,651	26,364	27,684
Adm Asst I	0.1	1	1	1,827-2,303	22,817	23,896
Staff Services Analyst-Gen	1.5	-	-	1,407-2,197	-	-
Exec Secty II	1	1	1	1,512-1,809	19,105	19,986
Exec Secty I	3.1	4	4	1,389-1,653	71,790	74,070
Office Techn-Typing	0.2	1	1	1,214-1,551	15,246	16,008
Office Techn-Gen	1.3	1	1	1,214-1,551	15,561	16,230
Secty	0.5	1	1	1,236-1,512	16,336	17,152
Office Asst II-Typing	1.1	1	1	1,048-1,367	14,568	14,568
Office Asst II-Gen	0.6	1	1	1,048-1,309	13,199	13,622
Office Asst I-Gen	0.4	-	-	944-1,087	-	-
Temporary Help	0.7	-	-	(11,178)	-	-
Overtime	-	-	-	(1,072)	2,000	2,000
TOTALS, AUTHORIZED POSITIONS	16.6	21	21	\$501,606	\$691,716	\$704,472
Regular/Ongoing Positions	15.9	21	21	489,356	689,716	702,472
Temporary Help	0.7	-	-	11,178	-	-
Overtime	-	-	-	1,072	2,000	2,000

Governor's Office
0530 SECRETARY FOR HEALTH AND WELFARE *

Office Of The Secretary	NUMBER OF POSITIONS			EXPENDITURES		
	Filled 1983-84	Authorized 1984-85	Proposed 1985-86	Actual 1983-84	Estimated 1984-85	Proposed 1985-86
				SALARY RANGE		
Secty	1	1	1	\$72,500	\$72,500	\$72,500
Undersecty	1	1	1	5,417	65,000	65,000
Dep Secty	1	1	1	4,814	57,770	57,770
C.E.A. IV	1	1	1	3,618-4,680	56,160	56,160
C.E.A. III	1.9	2	2	3,357-4,464	95,784	97,848
C.E.A. II	1	1	1	3,052-4,057	48,684	48,684
Consultant To Secty	0.7	1	1	3,708-3,888	46,656	46,656
Dep Secty	1	1	1	3,708-3,888	46,656	46,656
Asst Dep Secty	1	1	1	3,708-3,888	46,656	46,656
Asst Secty	0.4	1	1	3,708-3,888	46,656	46,656
Asst To Dep Secty	0.9	1	1	3,710	44,520	44,520
C.E.A. I	0.7	-	-	2,778-3,690	-	-
Staff Services Mgr I	0.2	-	-	2,415-2,913	-	-
Assoc Govtl Prog Analyst	-	1	1	2,197-2,651	26,364	27,636
Adm Asst	-	1	1	2,011-2,209	24,132	25,296

*The Salary Range and the amounts shown in 1984-85 and 1985-86 for this department do not reflect the 1984-85 fiscal year salary increase adjustment. This adjustment is reflected in the departmental Summary by Object of the Governor's Budget.

Governor's Office
0530 SECRETARY FOR HEALTH AND WELFARE—Continued

ORGANIZATIONAL UNIT Classification	NUMBER OF POSITIONS			EXPENDITURES		
	Filled 1983-84	Authorized 1984-85	Proposed 1985-86	Actual 1983-84	Estimated 1984-85	Proposed 1985-86
				SALARY RANGE		
Staff Services Analyst	-	2	2	1,407-2,197	38,213	39,925
Property Clk I	1	-	-	1,401-1,827	-	-
Exec Secty II	1.1	-	-	1,512-1,809	-	-
Exec Secty I	3.7	4	4	1,389-1,653	72,863	75,261
Mgt Services Techn	1	-	-	1,177-1,565	-	-
Office Techn-Gen	0.2	2	2	1,214-1,551	31,668	32,220
Office Techn-Typing	0.9	1	1	1,214-1,551	17,460	17,460
Secty	1.1	-	-	1,236-1,512	-	-
Temporary Help	0.6	-	-	(11,506)	-	-
Totals	21.4	23	23	\$753,106	\$837,742	\$846,904
Multipurpose Senior Services Program:						
C.E.A. I	1	1	1	2,778-3,690	44,280	44,280
Social Service Administrator II	1	1	1	2,717-3,279	39,348	39,348
Research Mgr II-Gen	1	1	1	2,651-3,200	38,400	38,400
Staff Services Mgr II-Supvy	1	1	1	2,651-3,200	38,400	38,400
Staff Services Mgr I	1.5	2	2	2,415-2,913	66,010	67,784
Nursing Consultant II	-	1	1	2,380-2,845	28,320	29,664
Assoc DP Analyst	-	1	1	2,197-2,651	30,348	31,812
Assoc Govtl Prog Analyst	0.5	1	1	2,197-2,651	31,812	31,812
Mgt Services Techn	1	1	1	1,177-1,565	18,738	18,780
Office Techn-Typing	0.9	1	1	1,214-1,551	15,074	15,659
Office Asst II-Typing	0.1	1	1	1,048-1,367	14,442	15,023
Temporary Help	0.3	1	1	(6,421)	15,000	15,000
Totals	8.3	13	13	\$253,462	\$380,172	\$385,962
Office Of Long Term Care:						
C.E.A. II	1	-	-	3,052-4,057	-	-
Research Mgr II-Gen	1	-	-	2,651-3,200	-	-
Assoc Govtl Prog Analyst	2.2	-	-	2,197-2,651	-	-
Secty	0.9	-	-	1,236-1,512	-	-
Office Asst II-Gen	0.8	-	-	1,048-1,309	-	-
Temporary Help	0.1	-	-	(2,376)	-	-
Totals	6	-	-	\$175,677	-	-
Office Of Refugee Affairs:						
Chief	0.7	1	1	3,069-3,216	38,004	38,592
Secty	0.2	1	1	1,236-1,512	17,448	17,448
Totals	0.9	2	2	\$27,939	\$55,452	\$56,040
TOTALS, AUTHORIZED POSITIONS	36.6	38	38	\$1,210,184	\$1,273,366	\$1,288,906
Regular/Ongoing Positions	35.6	37	37	1,189,881	1,258,366	1,273,906
Temporary Help	1	1	1	20,303	15,000	15,000

Governor's Office
0540 SECRETARY FOR RESOURCES *

Secretary For Resources	NUMBER OF POSITIONS			EXPENDITURES		
	Filled 1983-84	Authorized 1984-85	Proposed 1985-86	Actual 1983-84	Estimated 1984-85	Proposed 1985-86
				SALARY RANGE		
Secty	1	1	1	\$67,446	\$67,446	\$67,446
Dep Secty	1	1	1	4,833	57,996	57,996
C.E.A. III	1	1	1	3,357-4,464	53,568	53,568
C.E.A. II	3	3	3	3,052-4,057	141,648	143,796
Asst Secty-Energy Matters	0.5	1	1	3,708-3,888	44,496	46,656
Asst Secty-Operations	1	1	1	3,708-3,888	46,656	46,656
Asst To Secty	1	1	1	3,708-3,888	46,656	46,656
C.E.A. I	0.1	-	-	2,778-3,690	-	-
Adm Asst II	1	1	1	2,197-2,651	31,812	31,812
Conservancy Project Analyst I	1	0.3	-	1,827-2,197	6,294	-
Exec Secty II	1	1	1	1,512-1,809	21,708	21,708
Exec Secty I	2	2	2	1,389-1,653	39,672	39,672
Office Techn-Gen	1.5	1.5	1.5	1,214-1,551	24,780	25,592
Office Techn-Typing	3.5	4.5	4.5	1,214-1,551	71,482	72,870
Secty	0.9	1	1	1,236-1,512	15,396	16,068
Temporary Help	0.5	0.5	0.5	(12,191)	19,055	19,055
Overtime	-	-	-	(5,100)	8,132	8,132
TOTALS, AUTHORIZED POSITIONS	20	20.8	20.5	\$646,786	\$696,797	\$697,683
Regular/Ongoing Positions	19.5	20.3	20	629,495	669,610	670,496
Temporary Help	0.5	0.5	0.5	12,191	19,055	19,055
Overtime	-	-	-	5,100	8,132	8,132

*The Salary Range and the amounts shown in 1984-85 and 1985-86 for this department do not reflect the 1984-85 fiscal year salary increase adjustment. This adjustment is reflected in the departmental Summary by Object of the Governor's Budget.

Governor's Office
0550 SECRETARY FOR YOUTH AND ADULT CORRECTIONAL AGENCY *

ORGANIZATIONAL UNIT Classification	NUMBER OF POSITIONS			EXPENDITURES		
	Filled 1983-84	Authorized 1984-85	Proposed 1985-86	Actual 1983-84	Estimated 1984-85	Proposed 1985-86
				SALARY RANGE		
Secty	1	1	1	\$67,446	\$67,446	\$67,446
Undersecty-Chief Legal Advisor	1	1	1	4,833	57,996	57,996
Dep Secty-Fiscal-Prog	1	1	1	4,486	53,832	53,832
Dep Secty-Prog Comp Review	1	1	1	4,077-4,274	51,288	51,288
Dep Secty-Legis & Labor	1	1	1	4,077-4,274	51,269	51,288
Dep Secty-Law Enforcement	1	1	1	4,077-4,274	51,288	51,288
Exec Secty II	1	1	1	1,512-1,809	21,708	21,708
Exec Secty I	1	1	1	1,389-1,653	19,836	19,836
Office Techn-Typing	1.1	1	1	1,214-1,551	17,100	17,100
Temporary Help	0.3	0.3	0.3	(3,690)	3,200	3,200
TOTALS, AUTHORIZED POSITIONS	9.4	9.3	9.3	\$384,951	\$394,963	\$394,982
Regular/Ongoing Positions.....	9.1	9	9	391,261	391,763	391,782
Temporary Help	0.3	0.3	0.3	3,690	3,200	3,200

0580 OFFICE OF CALIFORNIA-MEXICO AFFAIRS *

ORGANIZATIONAL UNIT Classification	NUMBER OF POSITIONS			EXPENDITURES		
	Filled 1983-84	Authorized 1984-85	Proposed 1985-86	Actual 1983-84	Estimated 1984-85	Proposed 1985-86
				SALARY RANGE		
Director	1	1	1	\$3,372-3,534	\$42,408	\$42,408
Dep Director	1	1	1	2,792-2,925	35,100	35,100
Staff Services Analyst	0.8	1	1	1,407-2,197	25,248	26,427
Secty	0.8	1	1	1,236-1,512	16,988	17,690
TOTALS, AUTHORIZED POSITIONS	3.6	4	4	\$104,593	\$119,744	\$121,625
Regular/Ongoing Positions.....	3.6	4	4	104,593	119,744	121,625

0585 CALIFORNIA STATE WORLD TRADE COMMISSION *

ORGANIZATIONAL UNIT Classification	NUMBER OF POSITIONS			EXPENDITURES		
	Filled 1983-84	Authorized 1984-85	Proposed 1985-86	Actual 1983-84	Estimated 1984-85	Proposed 1985-86
				SALARY RANGE		
Chief Exec Off.....	1	1	1	\$4,486	\$53,832	\$53,832
Adm Off	1	1	1	3,708	44,496	44,496
Sr Trade Specialist-Gen Council	0.7	1	1	3,069-3,216	38,592	38,592
Trade Specialist	0.4	1	1	2,282-2,753	33,036	33,036
Special Project Mgr	0.2	-	-	2,544	-	-
Assoc Trade Specialist	0.5	1	1	1,921-2,314	23,052	24,132
Exec Secty	0.8	1	1	1,512-1,809	19,608	20,520
Staff Asst	1	1	1	1,538-1,792	21,504	21,504
Temporary Help	0.7	-	-	(10,626)	-	-
TOTALS, AUTHORIZED POSITIONS.....	6.3	7	7	\$203,470	\$234,120	\$236,112
Regular/Ongoing Positions.....	5.6	7	7	192,844	234,120	236,112
Temporary Help	0.7	-	-	10,626	-	-

0650 OFFICE OF PLANNING AND RESEARCH *

ORGANIZATIONAL UNIT Classification	NUMBER OF POSITIONS			EXPENDITURES		
	Filled 1983-84	Authorized 1984-85	Proposed 1985-86	Actual 1983-84	Estimated 1984-85	Proposed 1985-86
				SALARY RANGE		
Temporary Help	79.6	85.3	85.3	(\$2,122,092)	\$2,327,000	\$2,370,000
TOTALS, AUTHORIZED POSITIONS.....	79.6	85.3	85.3	\$2,122,092	\$2,327,000	\$2,370,000
Temporary Help	79.6	85.3	85.3	2,122,092	2,327,000	2,370,000

0660 OFFICE OF ECONOMIC OPPORTUNITY *

ORGANIZATIONAL UNIT Classification	NUMBER OF POSITIONS			EXPENDITURES		
	Filled 1983-84	Authorized 1984-85	Proposed 1985-86	Actual 1983-84	Estimated 1984-85	Proposed 1985-86
Executive Branch						
Director's Office:						
				SALARY RANGE		
State Director	0.8	1	1	\$50,784	\$50,784	\$50,784
Sr Econ Develmt	0.4	1	1	3,708	44,496	44,496
Assoc Analyst	0.4	1	1	2,197-2,651	26,364	27,636
Asst Analyst	2	-	-	1,827-2,197	-	-
Tech Asst.....	1	-	-	1,389-1,653	-	-
Office Services Supvr II	0.8	1	1	1,358-1,611	19,107	19,332
Secty Asst	0.6	-	-	1,236-1,454	-	-
Legal Services:						
Staff Counsel II	0.8	1	1	3,128-3,750	40,797	42,738
Hearing Off	0.9	-	-	2,360-2,845	-	-
Asst Analyst	1.5	-	-	1,827-2,197	-	-
Jr Analyst	1	1	1	1,523-1,827	21,514	21,924
Clk Typist	1.8	1	1	1,048-1,214	13,164	13,584
Affirmative Action/Fair Hearings:						
Hearing Off	-	1	1	2,360-2,845	28,320	29,664
Assoc Analyst	1	1	1	2,197-2,651	27,972	29,322
Asst Analyst	-	1	1	1,827-2,197	21,924	22,944
Jr Analyst.....	-	1	1	1,523-1,827	19,092	19,992
Secty	-	1	1	1,029-1,283	12,540	12,936
Clk Typist	-	1	1	1,048-1,214	12,849	13,269
Totals, Executive Branch	13	13	13	\$301,195	\$338,923	\$348,621

*The Salary Range and the amounts shown in 1984-85 and 1985-86 for this department do not reflect the 1984-85 fiscal year salary increase adjustment. This adjustment is reflected in the departmental Summary by Object of the Governor's Budget.

0660 OFFICE OF ECONOMIC OPPORTUNITY —Continued

ORGANIZATIONAL UNIT Classification	NUMBER OF POSITIONS			EXPENDITURES		
	Filled 1983-84	Authorized 1984-85	Proposed 1985-86	Actual 1983-84	Estimated 1984-85	Proposed 1985-86
Administration Branch						
Administration:				SALARY RANGE		
Dep Director	0.9	1	1	3,708-3,888	44,496	46,656
Secty Asst	-	1	1	1,236-1,454	15,508	16,180
Overtime	-	-	-	-	15,000	15,000
Personnel Services:						
Prog Mgr	0.1	1	1	2,427-2,925	29,124	30,504
Assoc Analyst	-	2	2	2,197-2,651	52,728	55,272
Asst Analyst	0.5	1	1	1,827-2,197	22,774	23,844
Personnel Asst II	1	1	1	1,481-1,768	18,967	19,839
Clk Typist	0.9	1	1	1,048-1,214	13,339	13,774
Audit Services:						
Assoc Analyst	1.8	3	3	2,197-2,651	88,500	91,230
Asst Analyst	0.1	2	2	1,827-2,197	45,408	47,544
Jr Analyst	-	1	1	1,523-1,827	19,392	20,308
Tech Asst	1	1	1	1,389-1,653	17,217	17,958
Secty Asst	1	-	-	1,236-1,454	-	-
Clk Typist	-	1	1	1,048-1,214	12,744	13,164
Contract & Business Services:						
Assoc Analyst	1	1	1	2,197-2,651	29,892	31,324
Bus Services Off	-	1	1	2,002-2,415	24,024	25,176
Asst Analyst	1.3	1	1	1,827-2,197	21,924	22,944
Jr Analyst	1	1	1	1,523-1,827	19,692	20,624
Tech Asst	2.6	3	3	1,389-1,653	52,143	54,382
Office Services Supvr	1	1	1	1,214-1,425	15,028	15,610
Secty	-	1	1	1,029-1,283	12,540	12,936
Clk Typist	3.8	2	2	1,048-1,214	27,872	28,304
Gen Clk	2.7	3	3	1,048-1,214	40,371	41,211
Office Asst II	0.1	-	-	1,048-1,214	-	-
Financial Services:						
Mgr	0.9	-	-	3,339-3,503	-	-
Prog Mgr	0.4	1	1	2,427-2,925	32,447	34,011
Budget Off	1	1	1	2,197-2,651	28,868	30,234
Assoc Analyst	1	1	1	2,197-2,651	26,364	27,636
Assist Analyst	0.6	-	-	1,827-2,197	-	-
Jr Analyst	3	3	3	1,523-1,827	63,540	64,472
Tech Asst	2	2	2	1,389-1,653	35,174	36,684
Secty	0.7	-	-	1,029-1,283	-	-
Acct Clk II	2.6	3	3	1,087-1,260	40,478	41,828
Clk Typist	-	1	1	1,048-1,214	13,269	13,698
Totals, Administration Branch	33	42	42	\$646,593	\$878,823	\$912,347
Home Energy Direct Assistance Branch						
Administration:						
Econ Develmt Coordinator	-	1	1	3,069-3,216	\$36,828	\$38,592
Staff Services Mgr I	-	1	1	2,415-2,913	28,980	30,348
Asst Analyst	2	1	1	1,827-2,197	23,664	24,792
Program Operations:						
Assoc Analyst	0.8	1	1	2,197-2,651	26,364	27,636
Office Services Supvr II	2	1	1	1,358-1,611	17,232	17,961
Office Services Supvr I	6	5	5	1,214-1,425	77,365	80,620
Systems/Data Processing:						
Prog Mgr	0.9	1	1	2,427-2,925	31,358	32,864
Assoc Analyst	1.9	2	2	2,197-2,651	59,214	62,038
Asst Analyst	0.8	2	2	1,827-2,197	44,103	46,158
Tech Asst	0.7	1	1	1,389-1,653	16,668	17,400
Office Services Supvr II	0.9	2	2	1,358-1,611	35,961	37,293
Supvr Telephone Opr	0.8	1	1	1,358-1,611	16,296	17,052
Office Services Supvr I	0.7	2	2	1,214-1,425	30,828	32,112
Sr. Telephone Opr	1.9	2	2	1,214-1,425	30,436	31,648
Clk Typist	2.1	2	2	1,048-1,214	25,488	26,328
Office Asst II	0.6	1	1	1,048-1,214	12,744	13,164
Telephone Opr	5.4	-	-	1,048-1,214	-	-
Office Asst II	3.5	-	-	1,048-1,214	-	-
Seasonal Clk	3.7	-	-	846-967	-	-
Temporary Help	54.8	66.4	66.4	(628,105)	636,000	636,000
Overtime	-	-	-	-	30,000	30,000
Totals, Home Energy Direct Assistance Branch	89.5	92.4	92.4	\$1,166,867	\$1,179,529	\$1,202,006
Programs Branch						
Administration:						
Dep Director	0.9	1	1	3,708-3,888	46,296	46,656
Secty Asst	-	1	1	1,236-1,454	15,161	15,788
Energy Programs:						
Prog Mgr	2	2	2	2,427-2,925	64,799	67,914
Assoc Analyst	2.9	4	4	2,197-2,651	115,952	120,006
Asst Analyst	2.2	6	6	1,827-2,197	138,634	143,892
Jr Analyst	4.1	4	4	1,523-1,827	76,846	80,458
Tech Asst	1	1	1	1,389-1,653	17,896	18,664

0660 OFFICE OF ECONOMIC OPPORTUNITY —Continued

ORGANIZATIONAL UNIT	NUMBER OF POSITIONS			EXPENDITURES			
	Classification	Filled 1983-84	Authorized 1984-85	Proposed 1985-86	Actual 1983-84	Estimated 1984-85	Proposed 1985-86
					SALARY RANGE		
Office Services Supvr 1	1	1	1		1,214-1,425	15,218	15,824
Secty	0.2	-	-		1,029-1,283	-	-
Clk Typist	2.7	2.5	2.5		1,048-1,214	32,560	33,634
Community Services:							
Mgr	0.4	1	1		2,954-3,405	35,448	37,152
Prog Mgr	0.5	-	-		2,427-2,925	-	-
So Ca Office Mgr	1	1	1		2,915	34,980	34,980
Staff Services Mgr	0.9	-	-		2,415-2,913	-	-
Assoc Policy Analyst	1	1	1		2,197-2,651	31,812	31,812
Assoc Analyst	4.4	5	5		2,197-2,651	143,658	147,988
Central Monitoring Supvr	0.4	1	1		2,314-2,542	27,768	29,124
Asst Analyst	11.3	9	9		1,827-2,197	208,890	218,091
Jr Analyst	1.8	-	-		1,523-1,827	-	-
Tech Asst	-	1	1		1,389-1,653	17,648	18,404
Personnel Asst	-	1	1		1,309-1,551	15,708	16,404
Secty Asst	0.2	-	-		1,236-1,454	-	-
Secty	0.8	2	2		1,029-1,283	25,080	25,872
Clk Typist	3	3	3		1,048-1,214	39,877	41,170
Steno	1	1	1		1,029-1,191	14,292	14,292
Temporary Help	6	1	1		(200,000)	28,000	28,000
Totals, Programs Branch	49.7	49.5	49.5		\$1,079,368	\$1,146,523	\$1,186,125
Policy & Planning Branch							
Administration:							
Asst Director	1.9	2	2		3,216-3,534	85,656	85,656
Secty Asst	-	1	1		1,236-1,454	14,832	15,396
Public Information:							
Legis Coordinator	0.9	1	1		2,415-2,913	28,980	30,348
Asst Analyst	0.2	2	2		1,827-2,197	45,138	47,256
Clk Typist	-	1	1		1,048-1,214	12,919	13,339
Planning & Research:							
Assoc Analyst	1.8	1	1		2,197-2,651	28,532	29,892
Asst Analyst	-	1	1		1,827-2,197	23,124	24,216
Jr Analyst	-	1	1		1,523-1,827	18,276	19,092
Clk Typist	-	1	1		1,048-1,214	12,744	13,164
Information/Report Services:							
Assoc Analyst	1	1	1		2,197-2,651	28,644	30,006
Asst Analyst	-	1	1		1,827-2,197	21,924	22,944
Jr Analyst	1.6	2	2		1,523-1,827	37,968	39,716
Temporary Help	7.7	2	2		(52,339)	22,000	22,000
Totals, Policy and Planning Branch	15.1	17	17		\$353,999	\$380,737	\$393,025
TOTALS, AUTHORIZED POSITIONS	200.3	213.9	213.9		\$3,548,022	\$3,924,535	\$4,042,124
Regular/Ongoing Positions	131.8	144.5	144.5		2,649,212	3,193,535	3,311,124
Temporary Help	68.5	69.4	69.4		880,444	686,000	686,000
Overtime	-	-	-		18,366	45,000	45,000

0690 OFFICE OF EMERGENCY SERVICES *

ORGANIZATIONAL UNIT	Classification	Filled 1983-84	Authorized 1984-85	Proposed 1985-86	Actual 1983-84	Estimated 1984-85	Proposed 1985-86
Executive					SALARY RANGE		
Director	1	1	1		\$48,176	\$48,176	\$48,176
Dep Director	1	1	1		3,780	45,360	45,360
Staff Services Mgr III	2	3	3		2,913-3,518	119,388	121,056
Asst Director	0.9	1	1		2,863-3,445	41,340	41,340
Staff Services Analyst-Gen	0.8	-	-		1,407-2,197	-	-
Exec Secty II	0.6	1	1		1,512-1,809	18,209	19,000
Secty	1.1	4	4		1,236-1,512	64,560	65,688
Office Asst II-Typing	0.3	-	-		1,048-1,367	-	-
Totals, Executive	7.7	11	11		\$261,666	\$337,033	\$340,620
Regional Operations							
Region I:							
Prog-Regional Mgr II	1	1	1		2,778-3,357	39,813	40,284
Sr Emergency Operations Planner	1	1	1		2,415-2,913	34,956	34,956
Emergency Services Coordinator	2	2	2		1,827-2,651	63,624	63,624
Steno	1	1	1		1,029-1,339	15,396	15,396
Region II:							
Prog-Regional Mgr II	1	1	1		2,778-3,357	40,284	40,284
Emergency Services Coordinator	3	3	3		1,827-2,651	87,468	88,608
Coordinator-Communications	1	-	-		2,197-2,651	-	-
Secty	1	1	1		1,236-1,512	17,448	17,448
Region III:							
Prog-Regional Mgr II	1	1	1		2,778-3,357	40,284	40,284
Coordinator-Communications	1	-	-		2,197-2,651	-	-
Secty	1	1	1		1,236-1,512	17,448	17,448
Region IV:							
Prog-Regional Mgr II	-	1	1		2,778-3,357	33,336	34,956

*The Salary Range and the amounts shown in 1984-85 and 1985-86 for this department do not reflect the 1984-85 fiscal year salary increase adjustment. This adjustment is reflected in the departmental Summary by Object of the Governor's Budget.

0690 OFFICE OF EMERGENCY SERVICES—Continued

ORGANIZATIONAL UNIT	NUMBER OF POSITIONS			EXPENDITURES		
	Filled 1983-84	Authorized 1984-85	Proposed 1985-86	Actual 1983-84	Estimated 1984-85	Proposed 1985-86
				SALARY RANGE		
Region V:				1,236-1,512	14,832	15,396
Secty	-	1	1			
Prog-Regional Mgr II	1	1	1	2,778-3,357	40,284	40,284
Secty	0.9	1	1	1,236-1,512	17,448	17,448
Region VI:						
Prog-Regional Mgr II	1	1	1	2,778-3,357	40,284	40,284
Secty	1	1	1	1,236-1,512	17,153	17,448
Totals, Regional Operations	17.9	18	18	\$514,944	\$520,058	\$524,148
Fiscal and Administration Division						
Administration:						
Staff Services Mgr II-Supvy	1	1	1	2,651-3,200	37,512	38,400
Staff Services Mgr I	-	1	1	2,415-2,913	31,812	33,336
Assoc Govtl Prog Analyst	1	-	-	2,197-2,651	-	-
Staff Services Analyst-Gen	-	1	1	1,407-2,197	17,832	18,612
Mgt Services Techn	0.2	-	-	1,177-1,565	-	-
Personnel:						
Assoc Personnel Analyst	0.9	1	1	2,197-2,651	27,530	28,868
Staff Services Analyst-Gen	0.1	-	-	1,407-2,197	-	-
Personnel Asst II	1	1	1	1,481-1,768	21,216	21,216
Accounting:						
Sr Acctg Off-Supvr	0.7	1	1	2,197-2,651	26,682	27,972
Acctg Off-Supvr	0.2	-	-	1,827-2,197	-	-
Accountant I - Specialist	0.8	2	2	1,401-1,827	18,417	19,251
Accountant Trainee	0.2	-	-	1,467-1,673	-	-
Sr Acct Clk	1.2	1	1	1,214-1,551	16,578	17,100
Acctg Tech	-	1	1	1,214-1,551	16,172	16,868
Acct Clk II	1.6	1	1	1,087-1,367	28,494	28,932
Business Services:						
Maint Mechanic	1	1	1	1,868-2,251	24,612	24,612
Bus Service Off I	1	1	1	1,827-2,197	24,024	25,176
Groundskeeper	1	1	1	1,342-1,666	18,276	18,276
Mach Opr I-Finishing	0.7	-	-	1,135-1,321	-	-
Janitor	1	1	1	1,038-1,294	14,792	14,792
General Office:						
Mach Supvr I-Gen	1	1	1	1,491-1,786	21,432	21,432
Sr Word Processing Techn	1	1	1	1,260-1,486	17,832	17,832
Mach Opr III-Gen	1	1	1	1,222-1,437	17,244	17,244
Mach Opr II -Gen	0.3	1	1	1,177-1,376	16,512	16,512
Totals, Administration	16.9	19	19	\$343,034	\$396,969	\$406,431
Emergency Management Assistance Division:						
Sr Emergency Opr Planner	0.8	-	-	2,415-2,913	-	-
Assoc Govtl Prog Analyst	1.3	2	2	2,197-2,651	58,706	60,008
Staff Services Analyst	0.6	-	-	1,407-2,197	-	-
Mgt Services Techn	1	1	1	1,177-1,565	18,766	18,780
Secty	1	1	1	1,236-1,512	17,448	17,448
Acct Clk II	0.5	1	1	1,082-1,260	14,844	15,120
Office Asst II-Typing	1	1	1	1,048-1,367	14,568	14,568
Totals, Emergency Management Assistance Division	6.2	6	6	\$131,795	\$124,332	\$125,924
Preparedness Division						
Preparedness:						
Prog-Regional Mgr II	0.5	1	1	2,778-3,357	39,342	40,284
Prog-Regional Mgr I	0.5	-	-	2,529-3,052	-	-
Emergency Specialist Services Project III	1	-	-	2,529-3,052	-	-
Sr Emergency Operations Planner	0.3	-	-	2,415-2,913	-	-
Emergency Services Coordinator	4	1	1	1,827-2,651	26,364	26,364
Energy Specialist II-Cons	0.7	-	-	2,415	-	-
Secty	0.9	-	-	1,236-1,512	-	-
Office Asst II-Typing	1	-	-	1,048-1,367	-	-
Steno	1	1	1	1,029-1,339	14,568	15,120
Emergency Management Trng:						
Staff Services Mgr II-Supvy	0.3	-	-	2,651-3,200	-	-
Staff Services Mgr I ¹	0.5	1	-	2,415-2,913	7,245	-
Emergency Services Coordinator ¹	1	1	-	1,827-2,651	7,953	-
Secty ¹	0.8	1	-	1,236-1,512	3,708	-
Steno	0.1	-	-	1,029-1,339	-	-
Earthquake:						
Emergency Services Coordinator	-	3	3	1,827-2,651	73,284	76,724
Steno	-	1	1	1,029-1,339	12,348	12,792
Totals, Preparedness Division	12.6	10	7	\$332,648	\$184,812	\$171,284
Planning Division						
Prog-Regional Mgr II	0.3	1	1	2,778-3,357	40,284	40,284
Emergency Services Coordinator	0.8	-	-	1,827-2,651	-	-
Steno	0.1	1	1	1,029-1,339	17,448	17,448
Population Protection Planning:						
Prog Regional Mgr	0.8	-	-	2,778-3,357	-	-
Sr Emergency Operations Planner	1	1	1	2,415-2,913	34,956	34,956
Emergency Services Coordinator	0.8	1	1	1,827-2,651	21,924	22,944

0690 OFFICE OF EMERGENCY SERVICES—Continued

Classification	NUMBER OF POSITIONS			EXPENDITURES		
	Filled 1983-84	Authorized 1984-85	Proposed 1985-86	Actual 1983-84	Estimated 1984-85	Proposed 1985-86
				SALARY RANGE		
Audio-Visual Specialist	0.7	1	1	2,197-2,651	26,364	27,636
Sr Graphic Artist	0.1	-	-	1,868-2,251	-	-
Asst Info Off	1	1	1	1,827-2,197	24,888	26,067
Secty	0.9	1	1	1,236-1,512	17,448	17,448
Facilities Survey:						
Structural Engrng Assoc	2	2	2	2,360-2,845	67,000	68,280
Disaster Preparedness Impr Grant:						
Emergency Services Coordinator	1	1	1	1,827-2,651	31,812	31,812
Hazardous Materials:						
Emergency Services Project Spec III ..	-	1	1	2,529-3,052	36,624	36,624
Energy Specialist II-Cons	-	1	1	2,415-2,913	34,956	34,956
Office Asst II-Typing	-	1	1	1,048-1,367	14,524	14,568
Mitigation and Research:						
Sr Emergency Operations Planner	-	1	1	2,415-2,913	34,956	34,956
Emergency Services Coordinator	-	3	3	1,827-2,651	93,858	95,314
Totals, Planning Division	9.5	17	17	\$274,820	\$497,042	\$503,293
Law Enforcement Division						
Div Chief	0.6	1	1	2,778-3,357	36,068	37,808
Sr Coordinator-Law Enforcement	1	1	1	2,415-2,913	30,592	32,066
Sr Coordinator-Search and Rescue	0.5	1	1	2,415-2,913	34,956	34,956
Coordinator-Law	-	2	2	2,197-2,651	52,728	55,272
Secty	1	1	1	1,236-1,512	17,448	17,448
Totals, Law Enforcement Division	3.1	6	6	\$89,380	\$171,792	\$177,550
Fire and Rescue Division						
Div Chief	1	1	1	3,128-3,780	41,280	43,224
Sr Coordinator-Fire Services	2.9	3	3	2,845-3,440	123,679	123,840
Coordinator-Fire Services	4	4	4	2,591-3,128	145,836	149,274
Adm Asst I	1	1	1	1,827-2,303	26,364	26,364
Heavy Equipt Mechanic	2	2	2	1,827-2,197	48,048	48,048
Mechanics Helper	1	1	1	1,401-1,523	18,276	18,276
Secty	1	1	1	1,236-1,512	17,153	17,448
Firescope:						
Coordinator-Fire Services	0.7	1	1	2,591-3,128	31,974	33,500
Emergency Services Project Spec II ..	1	1	1	2,360-2,845	28,320	29,664
Programmer II	2	2	2	1,827-2,197	49,308	50,388
Sr Computer Opr	1	1	1	1,462-1,745	19,092	19,992
Office Asst II-Typing	2.9	3	3	1,048-1,367	40,242	41,589
Totals, Fire and Rescue Division ..	20.5	21	21	\$557,742	\$589,572	\$601,607
Radiological Emergency Prep Division						
Radiological Off	0.5	-	-	2,529-3,052	-	-
Prog-Regional Mgr II	0.5	1	1	2,778-3,357	39,342	40,284
Radiological Protection Planning:						
Radiological Off	1	1	1	2,529-3,052	36,624	36,624
Steno	1	1	1	1,029-1,339	14,005	14,517
Nuclear Powerplant Planning:						
Emergency Services Project Spec III ..	0.5	1	1	2,529-3,052	34,830	36,141
Emergency Services Project Spec II ..	0.5	1	1	2,360-2,845	28,320	29,664
Assoc Health Physicist	0.8	1	1	2,251-2,717	27,012	28,320
Mgt Services Techn	0.6	1	1	1,177-1,565	14,136	14,664
Secty	1	1	1	1,236-1,512	17,448	17,448
Radiological Instrument M.&C:						
Sr Coordinator-Radiological	1	1	1	2,415-2,913	34,956	34,956
Coordinator-Radiological	2	2	2	2,197-2,651	57,400	60,126
Sr Radiological Instrument Techn	0.4	1	1	2,051-2,472	28,880	29,664
Radiological Instrument Techn	2.6	2	2	1,630-2,251	49,701	50,796
Secty	0.9	1	1	1,236-1,512	16,684	17,389
Laborer	0.9	1	1	1,342-1,462	17,544	17,544
Steno	0.1	-	-	1,029-1,339	-	-
Totals, Radiological Emergency Prep Division	14.3	16	16	\$360,161	\$416,882	\$428,137
Federal Emergency Management Division						
Chief	1	1	1	2,778-3,357	39,028	40,284
Emergency Services Coordinator	2	2	2	1,827-2,651	60,792	62,160
Staff Services Analyst	-	1	1	1,407-2,197	21,924	22,944
Exec Secty II	0.5	-	-	1,512-1,807	-	-
Office Techn-Typing	0.5	-	-	1,214-1,551	-	-
Acctg Techn	0.4	-	-	1,214-1,551	-	-
Secty	1	1	1	1,236-1,512	16,292	16,976
Office Asst II-Typing	0.1	1	1	1,048-1,367	13,024	13,444
Steno	0.1	-	-	1,029-1,339	-	-
Temporary Help	4.4	2	2	(85,774)	29,988	29,988
Overtime	-	-	-	(11,920)	-	-
Totals, Federal Emergency Man- agement Division	10	8	8	\$233,197	\$181,048	\$185,796

0690 OFFICE OF EMERGENCY SERVICES—Continued

ORGANIZATIONAL UNIT Classification	NUMBER OF POSITIONS			EXPENDITURES		
	Filled 1983-84	Authorized 1984-85	Proposed 1985-86	Actual 1983-84	Estimated 1984-85	Proposed 1985-86
Telecommunications Division				SALARY RANGE		
Communications and Warning Off	1	1	1	2,651-3,200	38,400	38,400
Sr Coordinator-Communications.....	1.9	2	2	2,415-2,913	62,046	65,026
Coordinator-Communications	2.6	6	6	2,197-2,651	176,357	180,260
Warning Controller	3.9	5	5	1,786-2,150	115,170	119,370
Secty	1	1	1	1,236-1,512	17,448	17,448
Totals, Telecommunications Divi- sion	10.4	15	15	\$278,666	\$409,421	\$420,504
TOTAL AUTHORIZED POSITIONS	129.1	147	144	\$3,378,053	\$3,828,961	\$3,885,294
Regular/Ongoing Positions.....	124.7	145	142	3,280,359	3,798,973	3,855,306
Temporary Help	4.4	2	2	65,774	29,988	29,988
Overtime	-	-	-	11,920	-	-

¹ Terminated 9-30-84.

0750 OFFICE OF THE LIEUTENANT GOVERNOR *

				SALARY RANGE		
Lieut Governor	1	1	1	\$42,500	\$42,500	\$42,500
Exec Asst	1	1	1	4,943	59,316	59,316
Prin Asst	0.7	0.5	0.5	3,975	23,850	23,850
Special Asst-Press	1	1	1	3,154-3,815	39,720	41,616
Special Asst	0.3	0.5	0.5	3,636	21,816	21,816
Adm Asst II-B	1	1	1	2,651-3,200	31,812	33,336
Adm Asst I-B	2	2	2	2,360-2,845	57,984	60,756
Exec Secty-B	1	1	1	2,241-2,702	29,520	30,948
Adm Asst I-A	4.8	5	5	2,167-2,615	130,632	136,812
Staff Services Analyst	3	3	3	1,894-2,282	68,184	71,388
Secty III	2	2	2	1,761-2,096	46,404	48,564
Secty II	2.8	3	3	1,565-1,876	60,072	61,752
Secty I	0.9	1	1	1,358-1,611	17,052	17,772
Temporary Help	0.3	1	1	(2,614)	8,694	8,694
TOTALS, AUTHORIZED POSITIONS	21.8	23	23	\$613,946	\$637,556	\$659,120
Regular/Ongoing Positions.....	21.5	22	22	611,332	628,862	650,426
Temporary Help	0.3	1	1	2,614	8,694	8,694

0820 DEPARTMENT OF JUSTICE *

				SALARY RANGE		
Executive-Administration						
Atty Gen	1	1	1	\$47,500	\$47,500	\$47,500
Totals	1	1	1	\$47,500	\$47,500	\$47,500
Executive Unit:						
Chief Dep Atty Gen.....	1	1	1	4,527-5,482	65,784	65,784
Chief Asst Atty Gen	0.3	-	-	5,429	-	-
Special Asst Atty Gen	0.7	1	1	4,274-5,175	62,100	62,100
Special Asst To Atty Gen	2	2	2	5,075	121,800	121,800
Special Asst Atty Gen	0.8	2	2	4,174-5,051	120,936	121,224
Dep Atty Gen IV	0.4	-	-	4,077-4,935	-	-
Dep Atty Gen III	0.8	-	-	3,602-4,360	-	-
Exec Asst	1	1	1	3,372-3,534	42,408	42,408
Special Rep.....	1	1	1	3,372-3,534	42,408	42,408
Assoc Govtl Prog Analyst	0.1	-	-	2,197-2,651	-	-
Info Off I.....	1	1	1	2,197-2,651	31,568	31,812
Staff Services Analyst-Gen	0.6	1	1	1,407-2,197	23,394	24,504
Exec Secty II	-	1	1	1,512-1,809	18,204	18,924
Sr Legal Steno	2.1	3	3	1,331-1,729	56,772	56,772
Sr Legal Typist	3	2	2	1,331-1,729	37,848	37,848
Exec Secty I	1.7	2	2	1,389-1,653	37,788	39,404
Office Techn-Typing	0.2	-	-	1,214-1,551	-	-
Secty	0.1	-	-	1,236-1,512	-	-
Word Processing Techn	0.3	-	-	1,048-1,309	-	-
Totals	17.1	18	18	\$604,062	\$661,010	\$664,988
Public Inquiry Unit:						
Staff Services Mgr I	0.5	1	1	2,415-2,913	34,281	34,956
Assoc Govtl Prog Analyst	0.4	-	-	2,197-2,651	-	-
Staff Services Analyst-Gen	1.2	3	3	1,407-2,197	67,765	68,920
Consumer Services Rep	0.8	-	-	1,706-2,051	-	-
Consumer Protection Asst	0.8	-	-	1,433-1,706	-	-
Office Asst II-Typing	1	1	1	1,048-1,367	14,128	14,568
Word Processing Techn	2	2	2	1,048-1,309	30,232	30,782
Temporary Help	2.7	2	2	(37,048)	39,231	39,231
Totals	9.4	9	9	\$170,302	\$185,637	\$188,457

*The Salary Range and the amounts shown in 1984-85 and 1985-86 for this department do not reflect the 1984-85 fiscal year salary increase adjustment. This adjustment is reflected in the departmental Summary by Object of the Governor's Budget.

0820 DEPARTMENT OF JUSTICE—Continued

ORGANIZATIONAL UNIT Classification	NUMBER OF POSITIONS			EXPENDITURES		
	Filed 1983-84	Authorized 1984-85	Proposed 1985-86	Actual 1983-84	Estimated 1984-85	Proposed 1985-86
Affirmative Action Unit:				SALARY RANGE		
C.E.A. I	0.7	1	1	2,778-3,690	36,207	37,956
Employment Opportunity Analyst	0.8	1	1	2,197-2,651	31,812	31,812
Sr Legal Typist	0.7	1	1	1,331-1,729	18,924	19,836
Sr Legal Steno	0.2	-	-	1,331-1,729	-	-
Totals	2.4	3	3	\$66,898	\$86,943	\$89,604
Totals, Executive	29.9	31	31	\$888,762	\$981,090	\$990,549
Administrative Services:						
Administration:						
C.E.A. III	1	1	1	3,357-4,464	50,268	52,732
Exec Secty I	1	1	1	1,389-1,653	19,836	19,836
Temporary Help	2.4	4	4	(32,537)	67,094	67,094
Overtime	-	-	-	(18,114)	25,540	25,540
Totals	4.4	6	6	\$116,519	\$162,738	\$165,202
Budget:						
Staff Services Mgr II-Supvy	0.8	-	-	2,651-3,200	-	-
Staff Services Mgr II-Managerial	0.2	1	1	2,651-3,200	38,400	38,400
Staff Services Mgr I	2	2	2	2,415-2,913	69,912	69,912
Assoc Budget Analyst	5.4	6	6	2,197-2,651	184,148	186,890
Staff Services Analyst-Gen	0.6	-	-	1,407-2,197	-	-
Secty	0.9	1	1	1,236-1,512	15,766	16,462
Totals	9.9	10	10	\$293,880	\$308,226	\$311,664
Accounting:						
Acctg Administrator II	1	1	1	2,651-3,200	38,400	38,400
Acctg Administrator I	1	1	1	2,415-2,913	34,956	34,956
Staff Adm Analyst	0.9	1	1	2,415-2,913	34,821	34,956
Assoc Adm Analyst	1.1	2	2	2,197-2,651	58,176	59,448
Sr Acctg Off-Supvr	4	4	4	2,197-2,651	118,016	123,148
Asst Adm Analyst	0.9	-	-	1,827-2,197	-	-
Acctg Off-Supvr	3.2	4	4	1,827-2,197	95,318	99,840
Acctg Off-Specialist	1	6	6	1,827-2,197	132,564	138,744
Accountant I - Specialist	4.3	4	4	1,401-1,827	70,027	73,091
Accountant I - Supvr	4.3	1	1	1,401-1,827	18,412	19,242
Security Off	-	1	1	1,476-1,757	21,084	21,084
Sr Acct Clk	1.4	1	1	1,214-1,551	15,940	16,636
Acctg Techn	18	20	20	1,214-1,551	332,326	337,548
Office Techn-Typing	0.7	-	-	1,214-1,551	-	-
DP Techn	0.9	1	1	1,198-1,523	18,276	18,276
Computer Opr	0.1	-	-	1,198-1,523	-	-
Secty	0.3	1	1	1,236-1,512	16,236	16,917
Acct Clk II	4.8	5	5	1,087-1,367	72,242	74,542
Totals	47.9	53	53	\$924,914	\$1,076,794	\$1,106,823
Program Support Services:						
Staff Services Mgr II-Supvy	1	1	1	2,651-3,200	38,400	38,400
Staff Services Mgr I	1	1	1	2,415-2,913	34,956	34,956
Assoc Govtl Prog Analyst	1	1	1	2,197-2,651	31,446	31,812
Assoc Bus Mgt Analyst	1	1	1	2,197-2,651	31,446	31,812
Bus Service Off III	1	1	1	2,197-2,651	31,812	31,812
Bus Service Off II	0.2	1	1	2,002-2,415	27,860	28,980
Bus Service Off I	1.8	1	1	1,827-2,197	26,364	26,364
Property Clk II	0.8	1	1	1,591-2,098	22,604	22,604
Materials & Stores Supvr II	1	1	1	1,591-2,098	22,094	22,944
Bus Service Asst	1.9	2	2	1,523-1,827	40,470	41,808
Property Clk I	0.3	-	-	1,401-1,827	-	-
Mach Supvr I-Gen	1	1	1	1,491-1,786	21,432	21,432
Off Services Supvr II-Gen	1	2	2	1,353-1,768	35,628	36,384
Material & Stores Supvr I	-	1	1	1,401-1,666	19,092	19,992
Warehouse Worker	3	2	2	1,401-1,666	36,552	36,552
Bus Mgt Trainee	0.8	1	1	1,407-1,596	17,244	17,994
Sr Mach Opr	1	1	1	1,317-1,557	18,094	18,684
Office Techn-Typing	0.9	2	2	1,214-1,551	31,668	32,220
Office Services Supvr I-Typing	-	-	-	1,214-1,551	-	-
Office Techn-Gen	2	2	2	1,214-1,551	34,200	34,200
Sr Word Processing Techn	1	1	1	1,260-1,486	17,832	17,832
Stock Clk	0.1	-	-	1,168-1,486	-	-
Mach Opr III-Gen	4.8	5	5	1,222-1,437	86,098	86,220
Mach Opr II-Gen	1.2	1	1	1,177-1,376	16,347	16,512
Office Asst II-Typing	5.8	5	5	1,048-1,367	72,598	73,084
Acct Clk II	0.9	1	1	1,087-1,367	15,120	15,120
Mach Opr I-Gen	1	1	1	1,135-1,321	15,028	15,610
Word Processing Techn	1.5	2	2	1,048-1,309	29,520	30,012
Office Asst II-Gen	5.6	9	9	1,048-1,309	124,180	126,352
Office Asst II-Cashiering	1	1	1	1,048-1,214	14,568	14,568
Mach Opr Trainee-Gen	0.1	1	1	1,018-1,177	14,056	14,136
Office Asst I-Typing	0.8	1	1	976-1,126	12,156	12,546
Office Asst I-Gen	1.8	1	1	944-1,087	12,092	12,480
Totals	46.3	52	52	\$829,123	\$949,949	\$963,422

0820 DEPARTMENT OF JUSTICE—Continued

ORGANIZATIONAL UNIT Classification	NUMBER OF POSITIONS			EXPENDITURES		
	Filled 1983-84	Authorized 1984-85	Proposed 1985-86	Actual 1983-84	Estimated 1984-85	Proposed 1985-86
Management Analysis:				SALARY RANGE		
Staff Services Mgr II-Managerial	1	1	1	2,651-3,200	38,400	38,400
Administrator I, DOJ	0.2	-	-	2,529-3,052	-	-
Staff Services Mgr I	1	1	1	2,415-2,913	34,956	34,956
Assoc Govtl Prog Analyst	1	1	1	2,197-2,651	31,812	31,812
Assoc Mgt Analyst	4.7	4	4	2,197-2,651	120,464	124,694
Staff Services Analyst-Gen	0.7	2	2	1,407-2,197	52,728	52,728
Mgt Services Techn	1	1	1	1,177-1,565	18,780	18,780
Sec'y	-	1	1	1,236-1,512	14,832	15,396
Totals	9.6	11	11	\$278,770	\$311,972	\$316,766
Personnel Services:						
Staff Services Mgr III	0.1	1	1	2,913-3,518	40,445	42,216
Labor Relations Specialist II	0.3	1	1	2,651-3,200	37,216	38,400
Staff Services Mgr I	2.6	2	2	2,415-2,913	68,165	69,777
Labor Relations Analyst	1	1	1	2,197-2,651	31,812	31,812
Assoc Personnel Analyst	1.3	3	3	2,197-2,651	89,234	92,004
Staff Services Analyst-Gen	2	3	3	1,407-2,197	68,755	69,734
Personnel Asst III	1.4	2	2	1,611-1,939	45,941	46,536
Personnel Techn II	0.4	-	-	1,523-1,827	-	-
Personnel Asst II	2.8	3	3	1,481-1,768	58,557	60,258
Personnel Techn I	0.2	1	1	1,138-1,565	18,450	18,780
Personnel Asst I	9.2	11	11	1,126-1,551	192,112	196,563
Office Techn-Typing	0.3	1	1	1,214-1,551	17,100	17,100
Sec'y	-	-	-	1,236-1,512	-	-
Office Asst II-Gen	-	0.5	0.5	1,048-1,367	6,288	6,522
Office Asst II-Typing	0.3	1	1	1,048-1,367	12,576	13,044
Totals	21.9	30.5	30.5	\$481,240	\$686,651	\$702,746
Legal Support Services:						
Staff Services Mgr II-Supvy	0.9	-	-	2,651-3,200	-	-
Staff Services Mgr II-Managerial	0.1	1	1	2,651-3,200	38,400	38,400
Legal Ofc Administrator II	4	4	4	2,197-2,651	118,160	122,295
Legal Support Supvr II	7.8	9	9	1,690-2,230	214,658	217,574
Staff Services Analyst-Gen	0.5	-	-	1,407-2,197	-	-
Legal Support Supvr I	21.9	24	24	1,512-1,983	526,545	529,737
Office Services Supvr III-Gen	1.1	2	2	1,544-1,854	42,606	43,550
Office Services Supvr II-Gen	3	3	3	1,358-1,768	57,636	57,996
Sr Legal Steno	76.8	103.5	103.5	1,331-1,729	1,947,396	1,974,058
Sr Legal Typist	121.3	131.5	131.5	1,331-1,729	2,600,734	2,629,077
Sr Mach Opr	2	2	2	1,317-1,557	37,368	37,368
Office Techn-Gen	0.2	-	-	1,214-1,551	-	-
Office Techn-Typing	12.1	11	11	1,214-1,551	183,564	186,228
Office Services Supvr I-Gen	2.5	2	2	1,214-1,551	33,968	34,200
Office Services Supvr I-Typing	3.3	4	4	1,214-1,551	66,834	67,704
Legal Steno	1.1	1	1	1,191-1,517	16,740	16,740
Legal Typist	6.8	7.5	7.5	1,191-1,517	126,449	127,718
Sr Steno	0.5	-	-	1,236-1,512	-	-
Sec'y	1.9	2.5	2.5	1,236-1,512	42,072	42,744
Stock Clk	2	2	2	1,168-1,486	32,808	32,808
Sr Word Processing Techn	0.1	-	-	1,260-1,486	-	-
Mach Opr III-Gen	5	5	5	1,222-1,437	86,220	86,220
Mach Opr II-Gen	1	1	1	1,177-1,376	16,512	16,512
Office Asst II-Typing	28.3	35.5	35.5	1,048-1,367	502,900	510,127
Steno	1.2	1	1	1,029-1,339	14,124	14,292
Mach Opr I-Gen	1	1	1	1,135-1,321	15,852	15,852
Mach Opr I-Finishing	1.8	1	1	1,135-1,321	15,852	15,852
Word Processing Techn	1.7	4	4	1,048-1,309	62,244	63,586
Off Asst II-Gen	7.2	9	9	1,048-1,309	127,355	128,660
Mach Opr Trainee-Gen	0.1	1	1	1,018-1,177	12,684	13,104
Support Services Asst-Gen	0.3	1	1	944-1,168	12,919	13,339
Office Asst I-Gen	0.2	-	-	944-1,087	-	-
Asst Clk	0.7	-	-	832-950	-	-
Temporary Help	4.1	5.1	5.1	(55,512)	86,544	86,544
Overtime	-	-	-	(15,406)	12,544	12,544
Totals	322.5	374.6	374.6	\$5,970,690	\$7,051,688	\$7,134,829
Law Library:						
Supvng Librarian	1	1	1	2,251-2,717	32,604	32,604
Sr Librarian	1.7	3	3	1,959-2,360	75,612	77,841
Librarian	2	2	2	1,786-2,150	50,044	51,204
Library Tech Asst I	2.4	3	3	1,214-1,551	48,092	49,364
Office Techn-Typing	0.6	1	1	1,214-1,551	17,042	17,100
Acct Clk II	0.1	-	-	1,087-1,367	-	-
Office Asst II-Typing	4.9	6	6	1,048-1,367	84,425	84,845
Office Asst II-Gen	1	1	1	1,048-1,309	14,568	14,568
Totals	13.7	17	17	\$256,046	\$322,387	\$327,526
Totals, Administration	476.2	554.1	554.1	\$9,151,182	\$10,870,405	\$11,028,983
Totals, Executive-Administration ..	506.1	585.1	585.1	\$10,039,944	\$11,851,495	\$12,019,532

0820 DEPARTMENT OF JUSTICE—Continued

ORGANIZATIONAL UNIT	NUMBER OF POSITIONS			EXPENDITURES		
	Filled 1983-84	Authorized 1984-85	Proposed 1985-86	Actual 1983-84	Estimated 1984-85	Proposed 1985-86
Special Programs						
Legislative Unit:						
				SALARY RANGE		
Sr Asst Atty Gen	1	1	1	4,077-4,935	52,560	55,140
Dep Atty Gen III	1	1	1	3,602-4,360	51,096	52,320
Dep Atty Gen II	0.6	1	1	3,128-3,780	40,475	42,414
Administrator III, DOJ	0.6	-	-	3,052-3,690	-	-
Dep Atty Gen I	0.4	-	-	2,845-3,440	-	-
Administrator II, DOJ	0.3	-	-	2,778-3,357	-	-
Special Agent	-	1	1	1,723-3,000	31,142	32,646
Legal Support Supvr II	0.8	-	-	1,690-2,230	-	-
Staff Services Analyst-Gen	0.3	1	1	1,407-2,197	25,734	26,364
Temporary Help	0.1	-	-	(482)	-	-
Totals	5.1	5	5	\$190,829	\$201,007	\$208,884
Special Prosecutions Unit:						
Dep Atty Gen IV	0.9	3	3	4,077-4,935	166,124	170,693
Sr Asst Atty Gen	1	1	1	4,077-4,935	59,220	59,220
Dep Atty Gen III	4.2	3	3	3,602-4,360	152,527	155,940
Special Agent IV	1	1	1	3,000-3,624	43,488	43,488
Special Agent III	1.9	2	2	2,731-3,296	78,952	79,104
Special Agent	9	10	10	1,723-3,000	356,880	358,432
Agent Overtime	-	-	-	(50,937)	55,692	55,692
Totals	18	20	20	\$770,860	\$912,883	\$922,569
Opinion Unit:						
Sr Asst Atty Gen	1	1	1	4,077-4,935	59,220	59,220
Dep Atty Gen IV	4.3	5	5	4,077-4,935	292,404	294,840
Dep Atty Gen III	0.8	-	-	3,602-4,360	-	-
Legal Asst	1	1	1	1,544-1,854	21,708	22,248
Totals	7.1	7	7	\$358,965	\$373,332	\$376,308
Crime Prevention Center:						
Director	1	1	1	4,077-4,274	51,288	51,288
Administrator II, DOJ	1.4	1	1	2,778-3,357	39,738	40,284
Prog Supvr	1	1	1	2,651-3,200	38,400	38,400
Sr Fld Dep	2.9	3	3	2,415-2,913	103,248	104,868
Fld Dep	4	4	4	2,197-2,651	116,352	118,896
Motion Picture Specialist	1.9	2	2	2,197-2,651	61,086	63,258
Publications Specialist	1	2	2	2,197-2,651	55,847	58,532
Office Services Supvr II-Gen	1	1	1	1,358-1,768	19,332	19,332
Secty	0.3	2	2	1,236-1,512	30,396	31,632
Office Asst II-Typing	1.1	2	2	1,048-1,367	28,459	28,894
Steno	0.7	-	-	1,029-1,339	-	-
Word Processing Techn	0.6	1	1	1,048-1,309	13,584	14,040
Temporary Help-COD Rehab	0.4	-	-	(5,087)	-	-
Temporary Help-Interns	1.7	1	1	(22,433)	14,757	14,757
Totals	19	21	21	\$531,517	\$572,487	\$584,181
Grant						
Juvenile, Justice & Crime Prevention ..	0.3	-	-	(6,834)	-	-
Totals	0.3	-	-	\$6,834	-	-
Totals, Special Programs	49.5	53	53	\$1,859,005	\$2,059,709	\$2,091,942
Civil Law						
Executive:						
Chief Asst Atty Gen	1	1	1	4,486-5,429	65,148	65,148
Sr Legal Steno	0.1	-	-	1,331-1,729	-	-
Exec Secty I	0.9	1	1	1,389-1,653	19,836	19,836
Temporary Help-Interns	0.8	2.5	2.5	(10,766)	37,597	37,597
Totals	2.8	4.5	4.5	\$93,273	\$122,581	\$122,581
Licensing Section:						
Sr Asst Atty Gen	1	1	1	4,077-4,935	59,220	59,220
Dep Atty Gen IV	10.3	12	12	4,077-4,935	698,544	707,280
Dep Atty Gen III	24	25	25	3,602-4,360	1,258,025	1,282,215
Dep Atty Gen II	5.6	6	6	3,128-3,780	244,627	256,362
Dep Atty Gen I	6.7	10	10	2,845-3,440	361,479	378,998
Legal Counsel	1	2	2	2,051-2,591	56,116	57,509
Legal Analyst	0.8	2	2	1,827-2,197	45,522	47,660
Legal Asst	3.7	3	3	1,544-1,854	66,744	66,744
Totals	53.1	61	61	\$2,376,374	\$2,790,277	\$2,855,988
State Government Section:						
Dep Atty Gen IV	11.7	12	12	4,077-4,935	704,144	708,680
Sr Asst Atty Gen	1	1	1	4,077-4,935	59,220	59,220
Dep Atty Gen III	15	16	16	3,602-4,360	811,336	823,027
Dep Atty Gen II	2.6	2	2	3,128-3,780	85,657	87,774
Dep Atty Gen I	1.6	1	1	2,845-3,440	36,811	38,593
Legal Asst	0.8	1	1	1,544-1,854	20,596	21,548
Totals	32.7	33	33	\$1,642,492	\$1,717,764	\$1,738,842
Business And Tax Section:						
Sr Asst Atty Gen	1	1	1	4,077-4,935	59,220	59,220
Dep Atty Gen IV	9.3	11	11	4,077-4,935	640,220	648,620
Dep Atty Gen III	16.6	16	16	3,602-4,360	813,949	828,370

0820 DEPARTMENT OF JUSTICE—Continued

1
2
3
4
5
6
7
8
9
10
11
12
13
14
15
16
17
18
19
20
21
22
23
24
25
26
27
28
29
30
31
32
33
34
35
36
37
38
39
40
41
42
43
44
45
46
47
48
49
50
51
52
53
54
55
56
57
58
59
60
61
62
63
64
65
66
67
68
69
70
71
72
73
74
75
76
77
78
79
80
81
82
83
84
85
86
87
88
89
90
91
92
93
94
95
96
97
98

ORGANIZATIONAL UNIT Classification	NUMBER OF POSITIONS			EXPENDITURES		
	Filled 1983-84	Authorized 1984-85	Proposed 1985-86	Actual 1983-84	Estimated 1984-85	Proposed 1985-86
SALARY RANGE						
Dep Atty Gen II	0.2	-	-	3,128-3,780	-	-
Dep Atty Gen I	-	1	1	2,845-3,440	34,140	35,796
Supvng Auditor	0.3	1	1	2,651-3,200	31,812	33,336
Gen Auditor III	2	2	2	2,197-2,651	63,624	63,624
Legal Analyst	1	2	2	1,827-2,197	48,977	50,630
Totals	30.4	34	34	\$1,498,226	\$1,691,942	\$1,719,596
Health, Education, And Welfare Section:						
Sr Asst Atty Gen	1	1	1	4,077-4,935	59,220	59,220
Dep Atty Gen IV	7.2	8	8	4,077-4,935	468,160	472,360
Dep Atty Gen III	20.5	19	19	3,602-4,360	943,948	969,776
Dep Atty Gen II	2.2	2	2	3,128-3,780	83,699	87,774
Dep Atty Gen I	2.2	3	3	2,845-3,440	108,438	113,695
Legal Counsel	-	1	1	2,051-2,591	29,104	30,497
Legal Analyst	2.8	4	4	1,827-2,197	99,464	102,404
Legal Asst	5.3	5	5	1,544-1,854	107,556	109,464
Office Techn-Gen	1	1	1	1,214-1,551	17,100	17,100
Office Techn-Typing	2.9	3	3	1,214-1,551	51,126	51,300
Office Asst II-Typing	1	1	1	1,048-1,367	15,120	15,120
Totals	46.1	48	48	\$1,843,681	\$1,982,935	\$2,028,710
Tort And Condemnation Section:						
Sr Asst Atty Gen	1	1	1	4,077-4,935	59,220	59,220
Dep Atty Gen IV	9.2	10	10	4,077-4,935	586,600	590,800
Dep Atty Gen III	14.4	17	17	3,602-4,360	840,793	862,406
Dep Atty Gen II	6.6	7	7	3,128-3,780	285,600	297,214
Dep Atty Gen I	5.9	6	6	2,845-3,440	218,997	229,616
Legal Counsel	0.1	-	-	2,051-2,591	-	-
Staff Services Analyst-Gen	0.6	-	-	1,407-2,197	-	-
Legal Analyst	0.8	2	2	1,827-2,197	48,713	49,758
Legal Asst	1.3	1	1	1,544-1,854	22,248	23,268
Totals	39.9	44	44	\$1,771,564	\$2,062,171	\$2,112,282
Totals, Civil Law	205	224.5	224.5	\$9,225,610	\$10,367,670	\$10,577,999
Criminal Law						
Executive:						
Chief Asst Atty Gen	0.9	1	1	4,486-5,429	65,148	65,148
Legal Analyst	0.2	1	1	1,827-2,197	22,094	23,124
Sr Legal Typist	0.1	-	-	1,331-1,729	-	-
Exec Secty I	0.4	1	1	1,389-1,653	18,549	19,367
Office Techn-Typing	0.1	-	-	1,214-1,551	-	-
Secty	0.2	-	-	1,236-1,512	-	-
Totals	1.9	3	3	\$74,383	\$105,791	\$107,639
Legal Services:						
Sacramento:						
Sr Asst Atty Gen	1	1	1	4,077-4,935	59,220	59,220
Dep Atty Gen IV	9.5	10	10	4,077-4,935	576,304	582,868
Dep Atty Gen III	19.2	21	21	3,602-4,360	1,046,658	1,073,338
Dep Atty Gen II	7.7	8	8	3,128-3,780	327,027	342,664
Dep Atty Gen I	4.3	7	7	2,845-3,440	244,273	256,124
Legal Counsel	0.4	-	-	2,051-2,591	-	-
Staff Services Analyst-Gen	0.5	1	1	1,407-2,197	24,984	26,166
Legal Analyst	0.4	1	1	1,827-2,197	23,484	24,600
Legal Asst	0.5	4	4	1,544-1,854	76,812	80,256
Temporary Help-Interns	0.7	1.6	1.6	(8,901)	21,500	21,500
Temporary Help-COD Rehab	0.5	-	-	(4,684)	-	-
Totals	44.7	54.6	54.6	\$2,014,417	\$2,400,262	\$2,466,736
San Francisco:						
Sr Asst Atty Gen	1	1	1	4,077-4,935	59,220	59,220
Dep Atty Gen IV	10.3	12	12	4,077-4,935	688,248	699,348
Dep Atty Gen III	27.2	26	26	3,602-4,360	1,294,755	1,322,826
Dep Atty Gen II	3.7	6	6	3,128-3,780	247,904	257,720
Dep Atty Gen I	3.5	6	6	2,845-3,440	211,438	221,327
Legal Counsel	0.7	1	1	2,051-2,591	27,012	27,012
Legal Analyst	0.9	2	2	1,827-2,197	44,103	46,158
Legal Asst	2	2	2	1,544-1,854	44,496	44,496
Temporary Help-Interns	1.4	1.4	1.4	(19,065)	24,000	24,000
Totals	50.7	57.4	57.4	\$2,310,078	\$2,641,176	\$2,702,107
Los Angeles:						
Sr Asst Atty Gen	1	1	1	4,077-4,935	59,220	59,220
Dep Atty Gen IV	8.4	11	11	4,077-4,935	610,928	625,384
Dep Atty Gen III	21.8	23.5	23.5	3,602-4,360	1,191,019	1,211,108
Dep Atty Gen II	6.8	9.5	9.5	3,128-3,780	392,254	410,034
Dep Atty Gen I	6.8	9	9	2,845-3,440	323,299	337,809
Legal Counsel	0.8	-	-	2,051-2,591	-	-
Legal Analyst	0.7	2	2	1,827-2,197	46,257	48,438
Legal Asst	1	3	3	1,544-1,854	58,944	60,912
Temporary Help-Interns	0.7	1.4	1.4	(10,044)	24,400	24,400
Totals	48	60.4	60.4	\$2,166,147	\$2,706,321	\$2,777,305

0820 DEPARTMENT OF JUSTICE—Continued

ORGANIZATIONAL UNIT	NUMBER OF POSITIONS			EXPENDITURES		
	Classification	Filled 1983-84	Authorized 1984-85	Proposed 1985-86	Actual 1983-84	Estimated 1984-85
San Diego:				SALARY RANGE		
Sr Asst Atty Gen	1	1	1	4,077-4,935	59,220	59,220
Dep Atty Gen IV	3.4	4	4	4,077-4,935	223,784	223,248
Dep Atty Gen III	12.9	14	14	3,602-4,360	701,592	712,446
Dep Atty Gen II	2	2	2	3,128-3,780	78,816	82,572
Dep Atty Gen I	2.6	5	5	2,845-3,440	175,993	184,532
Legal Counsel	2.4	2	2	2,051-2,591	59,244	61,589
Legal Analyst	0.3	1	1	1,827-2,197	22,264	23,304
Legal Asst	-	2	2	1,544-1,854	37,056	38,664
Temporary Help-Interns	0.8	1	1	(11,072)	12,900	12,900
Totals	25.4	32	32	\$1,125,057	\$1,370,869	\$1,403,475
Research Advisory Panel:						
Exec Secty	1	1	1	2,651-3,200	38,400	38,400
Research Asst II	0.9	1	1	1,523-1,827	20,624	21,596
Office Techn-Typing	1	1	1	1,214-1,551	17,100	17,100
Temporary Help	0.5	0.5	0.5	(6,736)	10,600	10,600
Totals	3.4	3.5	3.5	\$78,612	\$86,724	\$87,696
Major Fraud:						
Sr Asst Atty Gen	-	1	1	4,077-4,935	48,924	51,288
Dep Atty Gen III	-	4	4	3,052-3,690	172,896	181,440
Special Agent III	-	1	1	2,731-3,296	32,772	34,332
Special Agent	-	4	4	1,723-3,000	119,376	125,040
Gen Auditor III	-	2	2	2,197-2,651	52,728	55,272
Agent Overtime	-	-	-	-	23,820	23,820
Totals	-	12	12	-	\$450,516	\$471,192
Grant:						
Medi-Cal Fraud	80.1	-	-	(2,266,118)	-	-
Sr Asst Atty Gen	-	1	1	4,077-4,935	59,220	59,220
Dep Atty Gen III	-	6	6	3,602-4,360	292,032	298,650
Chief Investigator	-	2	2	3,144-3,801	90,097	91,224
Dep Atty Gen II	-	3	3	3,128-3,780	118,486	124,176
Supv Spec Investigator II	-	2	2	2,669-3,222	70,692	72,252
Supv Spec Investigator I	-	10	10	2,319-2,799	321,890	327,048
Assoc Govtl Prog Analyst	-	1	1	2,197-2,651	31,812	31,812
Legal Counsel	-	1	1	2,051-2,591	12,954	13,374
Sr Spec Investigator	-	37.5	37.5	2,113-2,546	1,117,214	1,127,951
Spec Investigator I	-	9	9	1,723-2,319	239,739	245,838
Sr Legal Typist	-	6.5	6.5	1,331-1,729	117,276	118,677
Sr Legal Steno	-	2	2	1,331-1,729	34,896	35,592
Office Techn-Typing	-	3	3	1,214-1,551	50,082	50,778
Legal Typist	-	1	1	1,191-1,517	16,740	16,740
Office Asst II-Typing	-	5	5	1,048-1,367	70,616	71,916
Totals	80.1	90	90	\$2,266,118	\$2,643,746	\$2,685,248
Totals, Criminal Law	254.2	312.9	312.9	\$10,034,812	\$12,405,405	\$12,701,398
Public Rights Division						
Executive:						
Chief Asst Atty Gen	1	1	1	5,429	65,148	65,148
Sr Legal Steno	1	1	1	1,331-1,729	18,924	18,924
Temporary Help-Interns	1.9	-	-	(25,380)	-	-
Totals	3.9	2	2	\$108,846	\$84,072	\$84,072
Charitable Trust-Civil Rights:						
Sr Asst Atty Gen	1	1	1	4,077-4,935	59,220	59,220
Dep Atty Gen IV	2.2	3	3	4,077-4,935	172,060	176,260
Dep Atty Gen III	5	4.5	4.5	3,602-4,360	231,672	235,338
Supvng Govtl Auditor I	1	1	1	2,415-2,913	34,956	34,956
Gen Auditor III	3.7	4	4	2,197-2,651	122,966	124,304
Temporary Help-Interns	-	0.1	0.1	-	2,597	2,597
Totals	12.9	13.6	13.6	\$577,216	\$623,471	\$632,675
Charitable Trust Registry:						
Registrar Of Charitable Trusts	1	1	1	2,778-3,357	40,284	40,284
Dep Registrar Of Trusts	1	1	1	2,415-2,913	34,956	34,956
Gen Auditor III	2.9	3	3	2,197-2,651	94,338	95,436
Gen Auditor II	-	2	2	1,827-2,197	43,848	45,888
Office Services Supvr II-Gen	1	1	1	1,358-1,768	19,332	19,332
Office Techn-Typing	1	1	1	1,214-1,551	17,100	17,100
Secty	1	1	1	1,236-1,512	17,448	17,448
Office Asst II-Typing	5	5	5	1,048-1,367	72,222	73,260
Office Asst II-Gen	0.3	2	2	1,048-1,309	25,628	26,468
Office Asst I-Gen	0.7	-	-	944-1,087	-	-
Temporary Help	0.3	0.5	0.5	(3,729)	7,174	7,174
Totals	14.2	17.5	17.5	\$297,807	\$372,330	\$377,346
Natural Resources Section:						
Sr Asst Atty Gen	1	1	1	4,077-4,935	59,220	59,220
Dep Atty Gen IV	6.4	8	8	4,077-4,935	468,160	472,360
Dep Atty Gen III	13.8	13	13	3,602-4,360	648,562	665,756
Dep Atty Gen II	1.9	2	2	3,128-3,780	80,306	84,180
Dep Atty Gen I	2.2	3	3	2,845-3,440	109,418	114,722
Temporary Help-Interns	-	1	1	-	15,000	15,000
Totals	25.3	28	28	\$1,228,988	\$1,380,666	\$1,411,238

0820 DEPARTMENT OF JUSTICE—Continued

ORGANIZATIONAL UNIT	NUMBER OF POSITIONS			EXPENDITURES		
	Filled 1983-84	Authorized 1984-85	Proposed 1985-86	Actual 1983-84	Estimated 1984-85	Proposed 1985-86
SALARY RANGE						
Environment Section:						
Sr Asst Atty Gen	1	1	1	4,077-4,935	59,220	59,220
Dep Atty Gen III	3	3	3	3,602-4,360	145,370	152,472
Dep Atty Gen II	1.4	2	2	3,128-3,780	79,662	83,532
Dep Atty Gen I	0.5	-	-	2,845-3,440	-	-
Temporary Help-Interns	-	0.7	0.7	-	10,000	10,000
Totals	5.9	6.7	6.7	\$261,360	\$294,252	\$305,224
Land Section:						
Sr Asst Atty Gen	1	1	1	4,077-4,935	59,220	59,220
Dep Atty Gen IV	5.2	5	5	4,077-4,935	293,300	295,400
Dep Atty Gen III	14.7	16	16	3,602-4,360	786,998	810,489
Dep Atty Gen II	2.8	2	2	3,128-3,780	82,728	86,722
Dep Atty Gen I	0.6	3	3	2,845-3,440	103,386	108,403
Sr Land Agent	1	1	1	2,651-3,200	38,400	38,400
Legal Counsel	0.4	-	-	2,051-2,591	-	-
Staff Services Analyst-Gen	0.3	1	1	1,407-2,197	24,984	26,166
Legal Analyst	1	1	1	1,827-2,197	25,473	26,364
Legal Asst	-	1	1	1,544-1,854	18,528	19,332
Temporary Help-Interns	-	0.7	0.7	-	10,000	10,000
Totals	27	31.7	31.7	\$1,249,483	\$1,443,017	\$1,480,496
Consumer Protection Section:						
Dep Atty Gen IV	2	2	2	4,077-4,935	118,440	118,440
Sr Asst Atty Gen	1	1	1	4,077-4,935	59,220	59,220
Dep Atty Gen III	6	6	6	3,602-4,360	310,044	313,920
Dep Atty Gen II	-	0.5	0.5	3,128-3,780	21,288	22,324
Legal Analyst	1	1	1	1,827-2,197	24,024	25,176
Consumer Protection Asst	2	2.5	2.5	1,433-1,706	50,253	50,688
Temporary Help	1.9	3	3	(25,922)	42,000	42,000
Totals	13.9	16	16	\$549,685	\$625,269	\$631,768
Antitrust Section:						
Sr Asst Atty Gen	1	1	1	4,077-4,935	59,220	59,220
Dep Atty Gen IV	1.2	2	2	4,077-4,935	118,440	118,440
Dep Atty Gen III	9.1	9	9	3,602-4,360	461,606	468,840
Assoc Govtl Prog Analyst	5	5	5	2,197-2,651	159,060	159,060
Research Analyst II-Gen	0.8	1	1	2,197-2,651	31,812	31,812
Staff Services Analyst-Gen	1	1	1	1,407-2,197	26,364	26,364
Office Asst II-Typing	1	1	1	1,048-1,367	14,568	14,568
Temporary Help	4.9	5	5	(65,724)	78,295	78,295
Totals	24	25	25	\$856,178	\$949,365	\$956,599
Totals, Public Rights	127.1	140.5	140.5	\$5,129,563	\$5,772,442	\$5,879,418
Law Enforcement						
Executive:						
Dep Director	1	1	1	5,226	62,712	62,712
Special Agent IV	0.8	-	-	3,000-3,624	-	-
Administrator I, DOJ	1.8	2	2	2,529-3,052	73,248	73,248
Info Off I	0.4	1	1	2,197-2,651	31,812	31,812
Assoc Govtl Prog Analyst	1	1	1	2,197-2,651	31,812	31,812
Exec Secty I	0.9	1	1	1,389-1,653	19,836	19,836
Office Asst II-Typing	0.1	-	-	1,048-1,367	-	-
Steno	0.8	1	1	1,029-1,339	14,292	14,832
Totals	6.8	7	7	\$232,729	\$233,712	\$234,252
Administrative Review Office:						
Special Agent IV	0.1	1	1	3,000-3,624	43,488	43,488
Office Services Supvr II-Gen	0.1	1	1	1,358-1,768	19,411	20,358
Steno	0.1	1	1	1,029-1,339	16,820	17,456
Totals	0.3	3	3	\$6,698	\$79,719	\$81,302
Facility Security:						
Security Off II	2	2	2	1,604-1,924	46,176	46,176
Security Off I	11.2	11	11	1,476-1,757	235,200	235,668
Office Asst II-Gen	1	1	1	1,048-1,309	14,568	14,568
Overtime	-	-	-	(13,822)	20,577	20,577
Totals	14.2	14	14	\$295,982	\$316,521	\$316,989
Field Services:						
Administrator II, DOJ	1	1	1	2,778-3,357	40,284	40,284
Administrator I, DOJ	1	1	1	2,529-3,052	36,624	36,624
Criminal Id & Intelligence Supvr I	0.8	-	-	2,251-2,717	-	-
Assoc Govtl Prog Analyst	6.1	8	8	2,197-2,651	250,421	251,778
Staff Services Analyst-Gen	0.8	-	-	1,407-2,197	-	-
Office Services Supvr II-Gen	1	1	1	1,358-1,768	19,332	19,332
Secty	1	1	1	1,236-1,512	17,448	17,448
Overtime	-	-	-	(584)	1,576	1,576
Totals	11.7	12	12	\$342,577	\$365,685	\$367,042
Law Enforcement Data Center:						
C.E.A. III	1	1	1	3,357-4,464	53,568	53,568
DP Mgr IV	1	1	1	3,200-3,869	46,428	46,428
Systems Software Spec III-Tech	2	2	2	2,913-3,518	84,432	84,432

0820 DEPARTMENT OF JUSTICE—Continued

ORGANIZATIONAL UNIT	NUMBER OF POSITIONS			EXPENDITURES		
	Classification	Filled 1983-84	Authorized 1984-85	Proposed 1985-86	Actual 1983-84	Estimated 1984-85
SALARY RANGE						
DP Mgr III	1	1	1	2,913-3,518	42,216	42,216
Systems Software Spec II-Tech	4.9	5	5	2,651-3,200	191,852	192,000
DP Mgr II	4.1	5	5	2,651-3,200	191,852	192,000
Administrator I, DOJ	0.8	-	-	2,529-3,052	-	-
Staff DP Analyst	0.8	1	1	2,415-2,913	34,956	34,956
Systems Software Specialist I	4.1	4	4	2,415-2,913	139,215	139,824
DP Mgr I	5	6	6	2,415-2,913	201,505	204,453
Criminal Id & Intelligence Supvr I	0.7	-	-	2,251-2,717	-	-
Assoc DP Analyst	3	3	3	2,197-2,651	90,617	93,714
Assoc Systems Software Specialist	3.1	4	4	2,197-2,651	110,904	114,720
Assoc Programmer Analyst	22.6	29	29	2,197-2,651	865,788	888,132
Assoc Govtl Prog Analyst	1	1	1	2,197-2,651	31,812	31,812
Computer Operations Supvr II	4	4	4	2,098-2,529	120,128	122,402
DP Techn Supvr II	2	2	2	2,098-2,529	61,320	61,320
Programmer II	14.8	17	17	1,827-2,197	403,786	418,053
Key Data Supvr IV	1	1	1	1,827-2,197	25,275	26,364
Staff Services Analyst-Gen	0.9	2	2	1,407-2,197	38,679	40,437
Computer Operations Supvr I	10.1	10	10	1,745-2,098	250,012	253,360
DP Techn Supvr I	5.1	5	5	1,745-2,098	123,352	125,218
Criminal Identification Spec II	0.1	-	-	1,706-2,051	-	-
Programmer I	5.4	5	5	1,407-1,827	109,349	109,611
Office Services Supvr II-Gen	1	1	1	1,358-1,768	19,332	19,332
Sr Computer Opr	11.9	13	13	1,462-1,745	261,758	269,252
Sr DP Techn	8.1	9	9	1,462-1,745	180,067	186,036
Exec Secty I	0.4	1	1	1,389-1,653	18,204	19,032
Key Data Supvr II	2.5	2	2	1,358-1,611	38,544	38,664
DP Techn	9.5	14	14	1,198-1,523	247,571	250,643
Computer Opr	11.7	13	13	1,198-1,523	224,702	230,564
Secty	2.4	2	2	1,236-1,512	32,338	33,733
Sr Word Processing Techn	2	2	2	1,260-1,486	35,664	35,664
Key Data Supvr I	11.5	9	9	1,260-1,486	161,112	161,112
Office Asst II-Typing	2.6	3	3	1,048-1,367	42,300	42,720
Steno	2.7	2	2	1,029-1,339	30,416	30,792
Word Processing Techn	4.2	6	6	1,048-1,309	93,954	94,248
Key Data Opr	64.7	54.5	51.5	976-1,309	805,087	778,269
Office Asst II-Gen	1.1	3	3	1,048-1,309	44,744	45,296
Temporary Help	2.4	4	4	(32,898)	64,412	64,412
Temporary Help-Forestry I.A.	-	-	-	(2,147)	-	-
Temporary Help-Medi-Cal Claims	4.5	-	-	(61,526)	-	-
Overtime	-	-	-	(92,084)	96,412	96,412
Totals	241.7	247.5	244.5	\$5,176,333	\$5,613,663	\$5,671,201
Investigation & Enforcement Branch:						
Executive:						
C.E.A. IV	1	1	1	3,618-4,680	56,160	56,160
Administrator III, DOJ	0.9	1	1	3,052-3,690	44,280	44,280
Special Agent IV	0.8	1	1	3,000-3,624	43,156	43,488
Assoc Govtl Prog Analyst	0.9	1	1	2,197-2,651	31,812	31,812
Exec Secty I	0.7	1	1	1,389-1,653	18,756	19,568
Secty	0.3	-	-	1,236-1,512	-	-
Office Asst II-Typing	1	1	1	1,048-1,367	14,304	14,844
Overtime	-	-	-	(154)	1,036	1,036
Totals	5.6	6	6	\$183,741	\$209,504	\$211,188
Law Enforcement Training Center:						
Administrator III, DOJ	0.5	1	1	3,052-3,690	42,252	43,752
Special Agent III	0.9	1	1	2,731-3,296	32,772	34,332
Criminalist IV	0.5	-	-	2,717-3,279	-	-
Special Agent	1.9	2	2	1,723-3,000	53,196	55,708
Sr Fld Dep	1	1	1	2,415-2,913	34,956	34,956
Trng Off I	3	3	3	2,197-2,651	95,436	95,436
Office Services Supvr I-Gen	0.1	1	1	1,214-1,551	17,100	17,100
Office Techn-Typing	0.9	1	1	1,214-1,551	14,568	15,120
Acctg Techn	0.9	-	-	1,214-1,551	-	-
Office Asst II-Typing	0.8	1	1	1,048-1,367	15,120	15,120
Office Asst II-Gen	1	1	1	1,048-1,309	14,084	14,568
Word Processing Techn	1	1	1	1,048-1,309	15,708	15,708
Temporary Help	0.5	1	1	(6,676)	8,949	8,949
Overtime	-	-	-	(11,445)	12,796	12,796
Agent Overtime	-	-	-	(14,790)	34,206	34,206
Tear Gas:						
Trng Off I	1	1	1	2,197-2,651	31,812	31,812
Office Asst II-Typing	1	1	1	1,048-1,367	15,120	15,120
Totals	15	16	16	\$413,125	\$438,075	\$444,683
Bureau Of Narcotic Enforcement:						
C.E.A. II	1	1	1	3,052-4,057	48,684	48,684
Administrator II, DOJ	-	1	1	2,778-3,357	40,284	40,284
Special Agent IV	9.3	8	8	3,000-3,624	339,752	342,144
Special Agent III	22	23	23	2,731-3,296	905,704	910,416
Mental Health Spec II	-	1	1	2,197-2,651	31,812	31,812
Special Agent	73.7	95	95	1,723-3,000	2,852,775	2,937,976
Assoc Govtl Prog Analyst	1	1	1	2,197-2,651	26,682	27,972
Gen Auditor II	-	3	3	1,827-2,197	65,772	68,832
Criminal Intelligence Spec I	0.3	1	1	1,433-1,706	18,092	18,896
Office Services Supvr I-Gen	0.7	-	-	1,214-1,551	-	-

0820 DEPARTMENT OF JUSTICE—Continued

ORGANIZATIONAL UNIT	NUMBER OF POSITIONS			EXPENDITURES		
	Filled 1983-84	Authorized 1984-85	Proposed 1985-86	Actual 1983-84	Estimated 1984-85	Proposed 1985-86
				SALARY RANGE		
Secty	2.6	3	3	1,236-1,512	49,728	50,292
Sr Steno	3.1	4	4	1,236-1,512	69,792	69,792
Dispatcher-Clk	5	6	6	1,214-1,425	97,341	99,244
Office Asst II-Typing	8.6	10	10	1,048-1,367	146,802	147,270
Steno	3.4	3	3	1,029-1,339	44,592	45,084
Word Process Techn	-	1	1	1,048-1,309	15,708	15,708
Office Asst II-Gen	6.2	7	7	1,048-1,309	100,844	101,888
Criminal Id & Intelligence Asst	0.1	-	-	1,146-1,236	-	-
Temporary Help	0.3	-	-	(4,390)	-	-
Overtime	-	-	-	-	1,961	1,961
Agent Overtime	-	-	-	(488,868)	664,035	664,035
Totals	137.3	168	168	\$4,517,471	\$5,520,360	\$5,622,290
Bureau Of Investigation:						
C.E.A. II	1	1	1	3,052-4,057	48,684	48,684
Asst Bur Chief	1	1	1	3,144-3,801	45,612	45,612
Special Agent IV	3	3	3	3,000-3,624	122,976	124,704
Special Agent III	13.3	14	14	2,731-3,296	552,872	554,088
Special Agent	42.7	47	47	1,723-3,000	1,600,355	1,617,665
Assoc Govtl Prog Analyst	1	1	1	2,197-2,651	29,892	31,324
Office Services Supvr I-Typing	2	2	2	1,214-1,551	34,200	34,200
Secty	2.9	4	4	1,236-1,512	68,052	68,748
Dispatcher-Clk	1	1	1	1,214-1,425	17,100	17,100
Office Asst II-Typing	7.7	10	10	1,048-1,367	147,674	148,182
Steno	3.5	3	3	1,029-1,339	44,520	44,520
Temporary Help	0.1	-	-	(1,143)	-	-
Overtime	-	-	-	-	1,961	1,961
Agent Overtime	-	-	-	(136,672)	217,204	217,204
Totals	79.2	87	87	\$2,562,965	\$2,931,102	\$2,953,992
Gaming Registration Program:						
Administrator III, DOJ	-	1	1	3,052-3,690	36,624	38,400
Special Agent III	-	3	3	2,731-3,296	98,316	102,996
Assoc Govtl Prog Analyst	-	2	2	2,197-2,651	52,728	55,272
Auditor I	-	1	1	1,407-1,673	16,884	17,604
Office Techn-Typing	-	1	1	1,214-1,425	14,568	15,120
Totals	-	8	8	-	\$219,120	\$229,392
Bureau Of Forensic Services:						
Executive:						
Bur Chief	1	1	1	3,357-4,057	48,684	48,684
Headquarters:						
Criminalist V	3.4	4	4	2,983-3,602	172,896	172,896
Administrator II, DOJ	1	1	1	2,778-3,357	40,284	40,284
Questioned Documents Examiner						
Supvr	1	1	1	2,717-3,279	39,348	39,348
Criminalist IV	12	12	12	2,717-3,279	472,176	472,176
Polygraph Examiner Supvr	1	1	1	2,717-3,279	39,348	39,348
Administrator I, DOJ	2	2	2	2,529-3,052	73,248	73,248
Polygraph Examiner	2.8	3	3	2,472-2,983	95,124	97,980
Questioned Documents Examiner II ..	3.7	4	4	2,472-2,983	137,409	138,858
Latent Print Supvr	2.3	3	3	2,472-2,983	106,284	107,388
Criminalist III	39.2	41	41	2,472-2,983	1,440,882	1,449,188
Criminal Id & Intelligence Supvr I	0.1	-	-	2,251-2,717	-	-
Latent Print Analyst II	7.4	7	7	2,251-2,717	222,124	224,966
Criminalist II	4	4	4	2,251-2,717	128,400	130,416
Assoc Govtl Prog Analyst	0.7	-	-	2,197-2,651	-	-
Supvr-Photography	1	1	1	1,912-2,303	27,212	27,636
Latent Print Analyst I	3.3	7	7	1,868-2,251	177,280	181,369
Criminalist I	2.8	5	5	1,868-2,251	116,922	122,549
Audio-Visual Asst	0.4	-	-	1,827-2,197	-	-
Bus Service Off I	1	1	1	1,827-2,197	26,364	26,364
Staff Services Analyst-Gen	1.1	3	3	1,407-1,827	62,735	64,364
Programmer	-	1	1	1,407-1,827	16,884	17,604
Television Asst	2.1	2	2	1,827-2,197	52,728	52,728
Sr Photographer	1.9	2	2	1,745-2,098	50,352	50,352
Criminal Identification Spec II	3.5	3	3	1,706-2,051	74,460	74,460
Lab Techn-Criminalistics	5.8	6	6	1,491-1,786	122,307	124,808
Office Techn-Typing	6.4	6	6	1,214-1,551	101,846	102,542
Office Techn-Gen	1	1	1	1,214-1,551	17,100	17,100
Sr Steno	1	1	1	1,236-1,512	17,448	17,448
Secty	2.8	2	2	1,236-1,512	34,896	34,896
Office Services Supvr I	-	1	1	1,214-1,425	14,568	15,120
Office Asst II-Typing	9.6	13	13	1,048-1,367	191,683	193,077
Steno	3	3	3	1,029-1,339	46,188	46,188
Lab Asst	1	1	1	1,055-1,321	15,852	15,852
Prog Techn I-Criminal Records	0.8	1	1	1,126-1,309	15,708	15,708
Word Processing Techn	0.9	1	1	1,048-1,309	13,680	14,200
Temporary Help	1.8	1.5	1.5	(24,298)	18,296	18,296
Overtime	-	-	-	(17,910)	31,099	31,099
Blood Alcohol:						
Forensic Scientist-Toxicologist IV	1	1	1	2,717-3,279	39,348	39,348
Forensic Scientist-Toxicologist III	1.9	4	4	2,472-2,983	123,673	129,630
Criminalist III	8.1	8	8	2,472-2,983	285,954	286,368
Sr Precision Electronics Specialist	1	1	1	2,360-2,845	34,140	34,140
Criminalist II	9.2	9	9	2,251-2,717	282,523	288,816

0820 DEPARTMENT OF JUSTICE—Continued

ORGANIZATIONAL UNIT	NUMBER OF POSITIONS			EXPENDITURES			
	Classification	Filled 1983-84	Authorized 1984-85	Proposed 1985-86	Actual 1983-84	Estimated 1984-85	Proposed 1985-86
					SALARY RANGE		
Forensic Scientist-Toxicologist II	1.1	1	1	2,251-2,717	29,440	30,854	
Precision Electronics Spec	-	1	1	2,150-2,472	25,800	27,012	
Forensic Scientist-Toxicologist I	1.5	2	2	1,868-2,251	50,313	52,711	
Criminalist I	3	3	3	1,868-2,251	74,543	78,111	
Lab Techn-Criminalistics	0.7	3	3	1,491-1,786	54,270	56,709	
Office Techn-Typing	4	4	4	1,214-1,551	68,400	68,400	
Office Asst II-Typing	5.2	6	6	1,048-1,367	88,410	88,878	
Office Asst I-Typing	-	1	1	976-1,126	12,202	12,645	
Temporary Help	0.7	1	1	(8,721)	12,402	12,402	
Overtime	-	-	-	(7,493)	7,399	7,399	
Totals	170.2	191.5	191.5	\$4,833,577	\$5,450,632	\$5,511,963	
Bureau Organized Crime & Crim Intell:							
Executive:							
C.E.A. II	1	1	1	3,052-4,057	48,684	48,684	
Assoc Govtl Prog Analyst	1	1	1	2,197-2,651	31,812	31,812	
Mgt Services Techn	1	1	1	1,177-1,565	18,780	18,780	
Office Techn-Typing	1	1	1	1,214-1,551	17,100	17,100	
Sec'y	0.1	1	1	1,236-1,512	16,124	16,799	
Organized Crime-Terrorism Section:							
Administrator II	1	1	1	2,778-3,357	40,284	40,284	
Criminal Id & Intelligence Supvr I	2	2	2	2,251-2,717	65,208	65,208	
Research Analyst II-Gen	1	1	1	2,197-2,651	31,812	31,812	
Assoc Govtl Prog Analyst	1	1	1	2,197-2,651	31,812	31,812	
Criminal Intelligence Spec III	4.8	5	5	1,868-2,251	134,858	135,060	
Staff Services Analyst-Gen	0.8	1	1	1,407-2,197	16,884	17,604	
Criminal Intelligence Spec II	4.2	5	5	1,706-2,051	110,346	114,303	
Criminal Intelligence Spec I	2.4	2	2	1,433-1,706	38,202	39,229	
Office Asst II-Typing	1	1	1	1,048-1,367	14,568	14,568	
Steno	3.4	3	3	1,029-1,339	43,530	43,950	
Office Asst II-Gen	1	1	1	1,048-1,309	14,216	14,568	
Criminal Id & Intelligence Asst	0.4	-	-	1,146-1,236	-	-	
Overtime	-	-	-	(9,836)	10,358	10,358	
Intelligence Section:							
Administrator III	1	1	1	3,052-3,690	44,280	44,280	
DP Mgr I	0.3	1	1	2,415-2,913	33,876	34,956	
Criminal Id & Intelligence Supvr I	4.2	5	5	2,251-2,717	163,020	163,020	
Assoc DP Analyst	0.7	-	-	2,197-2,651	-	-	
Research Analyst II-Gen	2	2	2	2,197-2,651	62,648	63,624	
Criminal Intelligence Spec III	4.7	4	4	1,868-2,251	107,947	108,048	
Staff Services Analyst-Gen	0.5	-	-	1,407-2,197	-	-	
Criminal Intelligence Spec II	4.7	5	5	1,706-2,051	116,380	118,340	
Criminal Intelligence Spec I	4	5	5	1,433-1,706	98,061	99,716	
Office Services Supvr I-Gen	1	1	1	1,214-1,551	17,100	17,100	
Sec'y	0.4	-	-	1,236-1,512	-	-	
Office Asst II-Typing	1.3	2	2	1,048-1,367	27,301	28,117	
Steno	0.6	1	1	1,029-1,339	12,738	13,158	
Office Asst II-Gen	1.4	2	2	1,048-1,309	29,156	29,552	
Prog Techn I-Criminal Records	2.5	3	3	1,126-1,309	44,951	45,456	
Word Processing Techn	2.1	2	2	1,048-1,309	31,416	31,416	
Key Data Opr	0.9	1	1	976-1,309	15,708	15,708	
Criminal Id & Intelligence Asst	2.3	2	2	1,146-1,236	29,349	29,664	
Field Operations Section:							
Special Agent IV	1	1	1	3,000-3,624	43,488	43,488	
Special Agent III	4.3	4	4	2,731-3,296	158,208	158,208	
Special Agent	4.3	6	6	1,723-3,000	216,000	216,000	
Sr Photo-Electronics Specialist	2	2	2	2,360-2,845	68,280	68,280	
Photo-Electronics Specialist	3	3	3	2,158-2,472	88,992	88,992	
Criminal Intelligence Spec III	0.9	1	1	1,868-2,251	26,790	27,002	
Criminal Intelligence Spec II	0.1	-	-	1,706-2,051	-	-	
Office Techn-Typing	1	1	1	1,214-1,551	17,100	17,100	
Sec'y	1	1	1	1,236-1,512	17,448	17,448	
Steno	1.6	2	2	1,029-1,339	28,134	28,554	
Agent Overtime	-	-	-	(36,108)	46,456	46,456	
Totals	80.9	86	86	\$2,043,860	\$2,229,405	\$2,245,614	
Totals, Investigation & Enforcement	488.2	562.5	562.5	\$14,554,739	\$16,988,198	\$17,219,122	
Criminal Identification & Information Branch:							
Executive:							
C.E.A. IV	1	1	1	3,618-4,680	56,160	56,160	
Administrator I, DOJ	1	1	1	2,529-3,052	36,624	36,624	
Assoc Govtl Prog Analyst	0.9	1	1	2,197-2,651	27,530	28,868	
Staff Services Analyst-Gen	0.2	1	1	1,407-2,197	26,265	26,364	
Exec Sec'y I	0.9	1	1	1,389-1,653	18,273	19,099	
Totals	4	5	5	\$135,406	\$164,852	\$167,115	
Communications Admin Section:							
Administrator I, DOJ	1	1	1	2,529-3,052	36,624	36,624	
Criminal Id & Intelligence Supvr I	1	1	1	2,251-2,717	32,604	32,604	
Assoc DP Analyst	1	1	1	2,197-2,651	31,812	31,812	
Sr DP Techn	0.8	1	1	1,462-1,745	18,154	18,956	
DP Techn	0.2	-	-	1,198-1,523	-	-	
Totals	4	4	4	\$114,044	\$119,194	\$119,996	

0820 DEPARTMENT OF JUSTICE—Continued

ORCANIZATIONAL UNIT	NUMBER OF POSITIONS			EXPENDITURES			
	Classification	Filled 1983-84	Authorized 1984-85	Proposed 1985-86	Actual 1983-84	Estimated 1984-85	Proposed 1985-86
Bureau Of Criminal Statistics & Special Services:							
Administration:							
Bur Chief	1	1	1	SALARY RANGE			
Administrator I, DOJ	0.7	-	-	3,357-4,057	48,684	48,684	
Criminal Id & Intelligence Supvr I	0.3	-	-	2,529-3,052	-	-	
Assoc Covtl Prog Analyst	1	1	1	2,251-2,717	-	-	
Criminal Identification Spec III	0.7	-	-	2,197-2,651	31,812	31,812	
Research Analyst I-Cen	1.4	-	-	1,868-2,251	-	-	
Crime Studies Techn II	-	-	-	1,407-2,197	-	-	
Secty	1	1	1	1,523-1,827	-	-	
Office Asst II-Typing	0.9	-	-	1,236-1,512	17,448	17,448	
Word Processing Techn	1.2	-	-	1,048-1,367	-	-	
Office Asst II-Cen	0.3	-	-	1,048-1,309	-	-	
Office Asst I-Cen	-	-	-	1,048-1,309	-	-	
Overtime	-	-	-	944-1,087	-	-	
Totals	8.5	3	3	(709)	1,234	1,234	
Statistical Data Center:							
Administrator II, DOJ	1	1	1	2,778-3,357	40,284	40,284	
Administrator I, DOJ	3	3	3	2,529-3,052	109,872	109,872	
Research Analyst II-Cen	5.7	6	6	2,197-2,651	173,640	178,908	
Crime Studies Techn II	1.5	1	1	1,523-1,827	19,767	20,703	
Research Analyst I	-	1	1	1,407-2,197	19,092	19,992	
Office Services Supvr II-Cen	1	1	1	1,358-1,768	19,109	19,332	
Office Services Supvr I-Cen	1.8	2	2	1,214-1,551	34,200	34,200	
Crime Studies Techn I	0.5	-	-	1,288-1,523	-	-	
Secty	0.9	1	1	1,236-1,512	14,832	15,396	
Statistical Clk	4.8	6	6	1,214-1,425	97,734	99,642	
Office Asst II-Cen	14.2	14	14	1,048-1,309	201,230	202,494	
Overtime	-	-	-	(5,097)	6,869	6,869	
Totals	34.4	36	36	\$693,087	\$736,629	\$747,692	
Statistical Analysis Center:							
Administrator II, DOJ	1	1	1	2,778-3,357	40,284	40,284	
Administrator I, DOJ	2.9	3	3	2,529-3,052	103,596	105,060	
Research Prog Specialist I	0.4	1	1	2,415-2,913	34,011	34,956	
Research Analyst II-Cen	7.6	7	7	2,197-2,651	214,068	216,702	
Sr Graphic Artist	1	1	1	1,868-2,251	27,012	27,012	
Research Analyst I-Cen	2.8	3	3	1,407-2,197	65,713	68,746	
Crime Studies Techn II	2	2	2	1,523-1,827	42,469	43,438	
Crime Studies Techn I	4	4	4	1,288-1,523	71,064	72,006	
Secty	1	1	1	1,236-1,512	17,448	17,448	
Composing Techn I	1	1	1	1,214-1,425	17,100	17,100	
Statistical Clk	2	2	2	1,214-1,425	34,200	34,200	
Office Asst II-Cen	2.8	3	3	1,048-1,309	42,758	43,220	
Temporary Help	0.2	0.5	0.5	(3,308)	7,740	7,740	
Overtime	-	-	-	(2,740)	3,580	3,580	
Totals	28.7	29.5	29.5	\$694,524	\$721,043	\$731,492	
Reporting Evaluation & Analysis:							
Administrator I, DOJ	-	2	2	2,529-3,052	60,696	63,624	
Criminal Identification Spec III	-	1	1	1,818-2,251	22,416	23,508	
Research Analyst I-Cen	-	4	4	1,407-2,197	86,496	87,936	
Crime Studies Techn I	-	2	2	1,288-1,523	30,912	32,208	
Word Processing Techn	-	2	2	1,126-1,309	25,488	26,328	
Office Asst II-Typing	-	2	2	1,048-1,214	25,698	26,538	
Temporary Help	-	0.1	0.1	-	1,000	1,000	
Totals	-	13.1	13.1	-	\$252,706	\$261,142	
Automated Systems:							
Administrator II, DOJ	1	1	1	2,778-3,357	40,284	40,284	
Administrator I, DOJ	2	2	2	2,529-3,052	73,248	73,248	
Criminal Id & Intelligence Supvr I	4	3	3	2,251-2,717	97,812	97,812	
Criminal Identification Spec III	5.8	5	5	1,868-2,251	135,060	135,060	
Criminal Identification Spec II	8.2	5	5	1,706-2,051	123,060	123,060	
Supvng Prog Techn II-Criminal Recds	3	-	-	1,358-1,611	-	-	
Office Services Supvr I-Cen	1.9	1	1	1,214-1,551	17,100	17,100	
Secty	1	1	1	1,236-1,512	17,448	17,448	
Office Asst II-Cen	16.7	10	10	1,048-1,309	140,878	142,772	
Prog Techn I-Criminal Records	16.2	-	-	1,126-1,309	-	-	
Key Data Opr	2.8	2	2	976-1,309	30,926	31,416	
Office Asst I-Cen	3.2	2	2	944-1,087	24,845	25,545	
Asst Clk	0.4	-	-	832-950	-	-	
Temporary Help—COD Rehab	0.1	-	-	(784)	-	-	
Overtime	-	-	-	(3,502)	7,140	7,140	
Totals	66.3	32	32	\$1,253,328	\$707,801	\$710,885	
Stolen Vehicle System:							
Criminal Id & Intelligence Supv I	-	1	1	2,251-2,717	32,604	32,604	
Criminal Id Spec III	-	1	1	1,868-2,251	27,012	27,012	
Criminal Id Spec II	-	1	1	1,706-2,051	24,612	24,612	
Supvr Prog Techn II	-	3	3	1,358-1,611	58,368	59,108	
Prog Techn I	-	18	18	1,126-1,309	282,876	284,128	
Totals	-	24	24	-	\$425,472	\$427,464	

0820 DEPARTMENT OF JUSTICE—Continued

ORGANIZATIONAL UNIT Classification	NUMBER OF POSITIONS			EXPENDITURES		
	Filled 1983-84	Authorized 1984-85	Proposed 1985-86	Actual 1983-84	Estimated 1984-85	Proposed 1985-86
Command Communications & Compliance:				SALARY RANGE		
Administrator II, DOJ	1	1	1	2,778-3,357	40,284	40,284
Administrator I, DOJ	2	2	2	2,529-3,052	73,248	73,248
Criminal Id & Intelligence Supvr I	3.3	3	3	2,251-2,717	97,812	97,812
Criminal Identification Spec III	10.1	10	10	1,868-2,251	270,662	272,099
Criminal Identification Spec II	10.4	11	11	1,706-2,051	271,756	273,228
Office Services Supvr II-Gen	0.6	1	1	1,358-1,768	19,332	19,332
Supvng TWX Opr II	1	1	1	1,421-1,690	20,280	20,280
Office Services Supvr I-Typing	0.2	1	1	1,214-1,551	17,100	17,100
Office Services Supvr I-Gen	2	2	2	1,214-1,551	34,200	34,200
Secty	1	1	1	1,236-1,512	17,448	17,448
Sr Word Processing Techn	0.9	2	2	1,260-1,486	32,952	33,540
Supvng TWX Opr I	2	3	3	1,256-1,481	51,968	52,556
Office Asst II-Typing	5.2	7	7	1,048-1,367	96,974	98,680
Office Asst II-Gen	18.4	22	22	1,048-1,309	313,560	316,656
Prog Techn I-Criminal Records	3.8	4	4	1,126-1,309	62,832	62,832
Word Processing Techn	6	6	6	1,048-1,309	94,664	94,664
TWX Opr	10.3	11	11	1,126-1,309	169,746	171,778
Office Asst I-Gen	1.1	-	-	944-1,087	-	-
Asst Clk	1.4	-	-	832-950	-	-
Overtime	-	-	-	(17,834)	15,142	15,142
Totals	80.7	88	88	\$1,538,850	\$1,699,960	\$1,710,879
Second-Hand Dealers-Reimburse:						
Criminal Identification Spec II	1	1	1	1,706-2,051	24,612	24,612
Office Asst II-Typing	0.4	1	1	1,048-1,367	13,519	13,971
Totals	1.4	2	2	\$29,464	\$38,131	\$38,583
Dealer's Record of Sale:						
Criminal Identification Spec II	-	2	2	1,706-2,051	49,224	49,224
Office Services Supvr I-Gen	-	1	1	1,214-1,425	17,100	17,100
Key Data Opr	-	1	1	976-1,309	15,708	15,708
Office Asst II-Gen	-	9	9	1,048-1,214	125,386	126,598
Totals	-	13	13	-	\$207,418	\$208,630
Carrying Concealed Weapons:						
Criminal Identification Spec II	-	1	1	1,706-2,051	14,568	14,568
Office Asst II-Gen	-	1	1	1,048-1,214	24,612	24,612
Totals	-	2	2	-	\$39,180	\$39,180
Totals, Bureau of Criminal Statistics & Special Services	220	242.6	242.6	\$4,426,284	\$4,927,518	\$4,975,125
Bureau Of Criminal Identification						
Administration:						
C.E.A. III	1	1	1	3,357-4,464	53,150	53,568
Secty	0.8	1	1	1,236-1,512	17,448	17,448
Temporary Help	6.9	3.5	3.5	(94,188)	49,154	49,154
Overtime	-	-	-	(146,670)	157,422	157,422
Totals	8.7	5.5	5.5	\$304,248	\$277,174	\$277,592
Criminal Records Security:						
Administrator II, DOJ	1	1	1	2,778-3,357	40,284	40,284
Criminal Justice Specialist I	1	1	1	2,197-2,651	31,812	31,812
Research Analyst I-Gen	1	1	1	1,407-2,197	21,924	21,924
Totals	3	3	3	\$91,362	\$94,020	\$94,020
Fingerprint Program-General Fund:						
Administrator II, DOJ	1	1	1	2,778-3,357	40,284	40,284
Administrator I, DOJ	1.8	2	2	2,529-3,052	73,248	73,248
Criminal Id & Intelligence Supvr I	3.1	3	3	2,251-2,717	97,812	97,812
Assoc Govtl Prog Analyst	1	1	1	2,197-2,651	30,836	31,812
Criminal Identification Spec III	9.9	10	10	1,868-2,251	270,697	272,616
Criminal Identification Spec II	34.4	34	34	1,706-2,051	834,770	839,297
Criminal Identification Spec I	24.3	25	25	1,433-1,706	513,068	518,088
Office Services Supvr I-Gen	2	2	2	1,214-1,551	34,476	34,824
Secty	1.2	1	1	1,236-1,512	17,448	17,448
Office Asst II-Typing	2	2	2	1,048-1,367	29,468	29,688
Steno	1.8	2	2	1,029-1,339	29,920	30,470
Office Asst II-Gen	7.4	8.5	8.5	1,048-1,309	124,819	125,381
Asst Clk	0.3	-	-	832-950	-	-
Overtime	-	-	-	(18,176)	18,619	18,619
Totals	90.2	91.5	91.5	\$2,014,748	\$2,115,465	\$2,129,587
Record Analysis & Processing-General Fund:						
Administrator II, DOJ	1	1	1	2,778-3,357	40,284	40,284
Administrator I, DOJ	2	2	2	2,529-3,052	73,248	73,248
Criminal Id & Intelligence Supvr I	3.8	5	5	2,251-2,717	157,854	160,080
Assoc Govtl Prog Analyst	1.1	-	-	2,197-2,651	-	-
Criminal Identification Spec III	1	1	1	1,868-2,251	27,012	27,012
Staff Services Analyst-Gen	1	1	1	1,407-2,197	24,600	25,770
Criminal Identification Spec II	0.1	-	-	1,706-2,051	-	-
Supvng Prog Techn III-Criminal Recd	11	11	11	1,544-1,854	246,600	246,600
Supvng Prog Techn II-Criminal Recds	34.3	34	33	1,358-1,611	641,907	634,161
Office Services Supvr I-Gen	0.4	1	1	1,214-1,551	15,659	16,346
Secty	0.3	1	1	1,236-1,512	17,448	17,448

0820 DEPARTMENT OF JUSTICE—Continued

ORGANIZATIONAL UNIT Classification	NUMBER OF POSITIONS			EXPENDITURES		
	Filled 1983-84	Authorized 1984-85	Proposed 1985-86	Actual 1983-84	Estimated 1984-85	Proposed 1985-86
				SALARY RANGE		
Office Asst II-Typing	2.8	2	2	1,048-1,367	29,288	29,552
Steno.....	1.1	1	1	1,029-1,339	14,337	14,879
Office Asst II-Gen	10.8	14.5	14.5	1,048-1,309	210,481	211,726
Prog Techn I-Criminal Records ³	142.2	153	152	1,126-1,309	2,381,320	2,382,844
Key Data Op	7	12	12	976-1,309	179,394	182,872
Prog Techn Trainee-Gen ⁴	9	13	2	1,048-1,214	179,963	29,968
Office Asst I-Gen.....	3	5	5	944-1,087	61,696	63,616
Overtime	-	-	-	(100,096)	6,906	6,906
Totals	231.9	257.5	244.5	\$3,883,638	\$4,307,997	\$4,163,312
Record Section-General Fund:						
Administrator II, DOJ	1	1	1	2,778-3,357	40,284	40,284
Administrator I, DOJ	2	2	2	2,529-3,052	72,006	73,041
Criminal Id & Intelligence Supvr I	4.7	5	5	2,251-2,717	159,744	161,151
Criminal Identification Spec III	2.5	2	2	1,868-2,251	54,024	54,024
Staff Services Analyst-Gen	1.6	1	1	1,407-2,197	26,364	26,364
Research Analyst I-Gen.....	0.3	-	-	1,407-2,197	-	-
Office Services Supvr III-Gen	2.6	2	2	1,544-1,854	45,120	45,120
Supvng Prog Techn III-Criminal Recd ⁵	2	4	3	1,544-1,854	83,334	66,314
Crime Studies Techn II	0.3	-	-	1,523-1,827	-	-
Office Services Supvr II-Gen	3.8	3	3	1,358-1,768	58,199	58,944
Criminal ID Spec I	-	1	1	1,433-1,706	20,472	20,472
Supvng Prog Techn II-Criminal Recd ⁶	6	10	5	1,358-1,611	179,032	95,418
Office Services Supvr I-Gen.....	12.8	13	13	1,214-1,551	211,081	215,169
Secty	0.5	0.5	0.5	1,236-1,512	8,724	8,724
Key Data Supvr I	1.6	3	3	1,260-1,486	56,244	57,201
Office Asst II-Typing ⁷	5.1	21	5	1,048-1,367	284,331	74,904
Steno	0.9	1	1	1,029-1,339	15,396	15,396
Office Asst II-Gen ⁸	93.8	113	104	1,048-1,309	1,610,117	1,504,126
Prog Techn I-Criminal Records	23.6	27.5	27.5	1,126-1,309	429,228	431,323
Key Data Opr	4.8	6.5	6.5	976-1,309	95,608	98,103
Office Asst I-Gen ⁹	13.9	19.5	9.5	944-1,087	243,807	123,023
Asst Clk	6.2	1	1	832-950	11,000	11,295
Temporary Help-COD Rehab	1.7	-	-	(17,884)	-	-
Overtime	-	-	-	(2,148)	4,834	4,834
Totals	191.7	237	196	\$2,944,261	\$3,708,949	\$3,185,230
Parent Locator Service:						
Administrator I, DOJ	1	1	1	2,529-3,052	36,624	36,624
Assoc Govtl Prog Analyst	1.7	3	3	2,197-2,651	87,954	90,650
Parent Locator Specialist III	1.2	1	1	1,868-2,251	27,012	27,012
Staff Services Analyst-Gen	1	-	-	1,407-2,197	-	-
Parent Locator Specialist II	1.2	-	-	1,706-2,051	-	-
Parent Locator Specialist I	2.9	-	-	1,433-1,706	-	-
Office Services Supvr I-Typing	0.9	1	1	1,214-1,551	17,042	17,100
Office Services Supvr I-Gen	2	2	2	1,214-1,551	34,200	34,200
Secty	1	1	1	1,236-1,512	17,448	17,448
Office Asst II-Typing	2.9	1	1	1,048-1,367	14,568	14,568
Office Asst II-Gen	11.3	10	10	1,048-1,309	142,907	143,762
Key Data Opr	2	2	2	976-1,309	29,640	29,835
Prog Techn I-Criminal Records	0.4	1	1	1,126-1,309	15,708	15,708
Asst Parent Locator Specialist	4	4	4	1,146-1,236	59,328	59,328
Prog Techn Trainee-Gen ¹⁰	1.6	4	-	1,048-1,214	57,788	-
Temporary Help	-	0.5	0.5	-	7,740	7,740
Totals	35.1	31.5	27.5	\$603,663	\$547,959	\$493,975
Record Section-Failure To Provide:						
Office Asst II-Gen	1.7	-	-	1,048-1,309	-	-
Asst Clk	0.1	-	-	832-950	-	-
Totals	1.8	-	-	\$24,466	-	-
Fingerprint Program-Revenue:						
Administrator I, DOJ	1	1	1	2,529-3,052	36,624	36,624
Criminal Id & Intelligence Supvr I	2	2	2	2,251-2,717	65,832	65,832
Criminal Identification Spec III	6.9	7	7	1,868-2,251	190,956	190,956
Criminal Identification Spec II	15.7	18	18	1,706-2,051	424,004	431,722
Criminal Identification Spec I	49.6	50	50	1,433-1,706	1,025,819	1,033,606
Office Asst II-Gen	4.2	7	7	1,048-1,309	97,593	99,823
Office Asst I-Gen	-	-	-	944-1,087	-	-
Temporary Help	1.1	-	-	(15,276)	-	-
Totals	80.5	85	85	\$1,694,061	\$1,840,828	\$1,858,563
Record Analysis & Processing-Rev:						
Supvng Prog Techn II-Criminal Recds	1.4	1	1	1,358-1,611	18,222	18,972
Key Data Opr	0.5	-	-	976-1,309	-	-
Prog Techn I-Criminal Records	3.6	6	6	1,126-1,309	87,804	89,750
Prog Techn Trainee-Gen	0.2	-	-	1,048-1,214	-	-
Totals	5.7	7	7	\$86,776	\$106,026	\$108,722
Record Section-Revenue:						
Supvng Prog Techn III-Crim Recds	-	1	1	1,544-1,854	20,280	21,216
Office Services Supvr II-Gen	1.9	-	-	1,358-1,768	-	-
Key Data Supvr II	-	1	1	1,358-1,611	19,332	19,332
Supvng Prog Techn II-Criminal Recds	1.5	2	2	1,358-1,611	37,324	38,424
Office Services Supvr I-Gen	4.1	1	1	1,214-1,551	17,724	17,724

0820 DEPARTMENT OF JUSTICE—Continued

ORGANIZATIONAL UNIT	NUMBER OF POSITIONS			EXPENDITURES		
	Filled 1983-84	Authorized 1984-85	Proposed 1985-86	Actual 1983-84	Estimated 1984-85	Proposed 1985-86
				SALARY RANGE		
Key Data Supvr I	1.5	3	3	1,260-1,486	51,996	52,692
Office Asst II-Gen	20.5	19.5	19.5	1,048-1,309	280,364	283,355
Prog Techn I-Criminal Records	2	4	4	1,126-1,309	62,568	63,150
Key Data Opr	5	7	7	976-1,309	103,181	105,106
Office Asst I-Gen	17.9	1	1	944-1,087	12,412	12,797
Asst Clk	1.5	-	-	832-950	-	-
Temporary Help	1.2	-	-	(16,660)	-	-
Overtime	-	0.5	0.5	(46,741)	10,600	10,600
Totals	57.1	40	40	\$823,710	\$615,781	\$624,396
Special Projects:						
Administrator II, DOJ	1	1	1	2,778-3,357	40,284	40,284
Criminal Id & Intelligence Supvr I	0.3	-	-	2,251-2,717	-	-
Assoc Govtl Prog Analyst	1.8	3	3	2,197-2,651	91,154	92,492
Assoc Mgt Analyst	1	1	1	2,197-2,651	31,202	31,812
Staff Services Analyst-Gen	2.9	2	2	1,407-2,197	45,040	46,262
Office Techn-Typing	0.4	-	-	1,214-1,551	-	-
Secty	0.2	1	1	1,236-1,512	14,832	15,396
Totals	7.6	8	8	\$210,516	\$222,512	\$226,246
Totals, Bureau of Criminal Identification	713.3	766	708	\$12,681,449	\$13,836,711	\$13,161,643
Totals, Criminal Identification & Information Branch	941.3	1,017.6	959.6	\$17,357,183	\$19,048,275	\$18,423,879
Grants:						
Western States Information Network:						
Forensic Procedure for Marijuana	1.3	-	-	(33,761)	-	-
Marijuana Eradication II	4.2	-	-	(78,954)	-	-
Administrator II, DOJ	-	1	1	2,778-3,357	40,284	40,284
DP Mgr I	-	1	1	2,415-2,913	34,956	34,956
Crim ID & Intell Supvr I	-	2	2	2,251-2,717	62,982	64,452
Regional Coordinator	-	4	4	2,197-2,651	117,766	122,930
Assoc Programmer Analyst	-	1	1	2,197-2,651	31,812	31,812
Assoc Govtl Prog Analyst	-	1	1	2,197-2,651	31,812	31,812
Criminal Intelligence Spec III	-	3	3	1,868-2,251	80,935	81,036
Audio-Visual Asst	-	1	1	1,827-2,197	23,394	24,504
Programmer II	-	1	1	1,827-2,197	22,774	23,844
Criminal Intelligence Spec II	-	1	1	1,706-2,051	22,780	23,876
Criminal Intelligence Spec I	-	3	3	1,433-1,706	59,747	61,340
Secty	-	1	1	1,236-1,512	17,448	17,448
Office Asst II-Typing	-	1	1	1,048-1,367	14,392	14,568
Prog Techn I-Criminal Records	-	2	2	1,126-1,309	31,856	32,248
Word Processing Techn	-	3	3	1,048-1,309	45,446	46,076
Key Data Opr	-	1	1	976-1,309	15,708	15,708
Crim ID & Intell Asst	-	1	1	1,146-1,236	14,832	14,832
Prog Techn Trainee	-	0.5	0.5	1,048-1,214	6,792	7,020
Temporary Help	27.6	-	-	(621,106)	-	-
Totals, Western States Information Network	27.6	28.5	28.5	\$621,106	\$675,716	\$688,746
Totals, Grants	33.1	28.5	28.5	\$733,821	\$675,716	\$688,746
Totals, Law Enforcement	1,737.3	1,892.1	1,831.1	\$38,700,062	\$43,331,489	\$43,002,533
TOTALS, AUTHORIZED POSITIONS	2,879.2	3,208.1	3,147.1	\$74,988,996	\$85,788,210	\$86,272,822
Regular/Ongoing Positions	2,718.4	3,166.9	3,105.9	70,089,266	83,624,198	84,108,810
Temporary Help	160.8	41.2	41.2	3,641,794	666,994	666,994
Overtime	-	-	-	1,257,936	1,497,018	1,497,018

¹ 3 positions limited to 6-30-85
² 1 position limited to 6-30-85
³ 1 position limited to 6-30-85
⁴ 11 positions limited to 6-30-85
⁵ 1 position limited to 6-30-85
⁶ 5 positions limited to 6-30-85
⁷ 16 positions limited to 6-30-85
⁸ 9 positions limited to 6-30-85
⁹ 10 positions limited to 6-30-85
¹⁰ 4 positions limited to 6-30-85

1
2
3
4
5
6
7
8
9
10
11
12
13
14
15
16
17
18
19
20
21
22
23
24
25
26
27
28
29
30
31
32
33
34
35
36
37
38
39
40
41
42
43
44
45
46
47
48
49
50
51
52
53
54
55
56
57
58
59
60
61
62
63
64
65
66
67
68
69
70
71
72
73
74
75
76
77
78
79
80
81
82
83
84
85
86
87
88
89
90
91
92
93
94
95
96
97
98

0840 STATE CONTROLLER *

ORGANIZATIONAL UNIT	NUMBER OF POSITIONS			EXPENDITURES		
	Filled 1983-84	Authorized 1984-85	Proposed 1985-86	Actual 1983-84	Estimated 1984-85	Proposed 1985-86
Administration						
State Controller	1	1	1	\$42,500	\$42,500	\$42,500
C.E.A. V	1	1	1	3,980-4,960	59,520	59,520
Dep State Controller	1	1	1	4,772	57,264	57,264
Adm Adviser To Controller	1	1	1	3,888-4,704	56,448	56,448
C.E.A. IV	2	2	2	3,618-4,680	112,320	112,320
Asst Dep State Controller	1	1	1	4,486	53,832	53,832
C.E.A. III	1	1	1	3,357-4,464	53,568	53,568
Staff Counsel III	1	1	1	3,602-4,360	52,320	52,320
Staff Counsel II	1	1	1	3,128-3,780	45,360	45,360
C.E.A. I	1	1	1	2,778-3,690	44,280	44,280
Staff Services Mgr III	1	1	1	2,913-3,518	42,216	42,216
Staff Counsel I	1	1	1	2,845-3,440	34,968	36,666
DP Mgr II	2	2	2	2,651-3,200	76,800	76,800
Sr Mgt Auditor	1	1	1	2,651-3,200	38,400	38,400
Staff Services Mgr II-Supvy	1.5	1	1	2,651-3,200	38,400	38,400
Sr Adm Analyst	0.3	1	1	2,651-3,200	38,400	38,400
Legis Coordinator	0.9	1	1	2,651-3,200	36,624	38,400
Staff Programmer Analyst	0.5	1	1	2,415-2,913	34,956	34,956
Staff Services Mgr I	2.9	3	3	2,415-2,913	102,605	104,328
Staff Adm Analyst	1.9	2	2	2,415-2,913	69,777	69,912
Assoc Mgt Auditor	1.8	3	3	2,197-2,651	88,354	91,596
Bus Service Off III	1	1	1	2,197-2,651	30,836	31,812
Sr Acctg Off-Supvr	1	1	1	2,197-2,651	31,812	31,812
Assoc Personnel Analyst	1.3	2	2	2,197-2,651	58,600	59,896
Assoc Budget Analyst	0.6	1	1	2,197-2,651	27,106	28,420
Assoc Adm Analyst	3.3	5	5	2,197-2,651	143,548	147,540
Adm Asst II	1.3	1	1	2,197-2,651	31,812	31,812
Labor Relations Analyst	1	1	1	2,197-2,651	31,812	31,812
Acctg Off-Supvr	1.2	2	2	1,827-2,197	47,369	49,488
Acctg Off	0.2	1	1	1,827-2,197	22,094	23,124
Bus Service Off I	2.3	1	1	1,827-2,197	24,024	25,176
Staff Services Analyst-Cen	7.3	8	8	1,407-2,197	175,540	181,692
Legal Asst	1	1	1	1,544-1,854	22,248	22,248
Accountant I - Specialist	2.6	1	1	1,401-1,827	19,992	19,992
Accountant I - Supvr	0.8	1	1	1,401-1,827	17,361	18,093
Bus Service Asst	-	2	2	1,523-1,827	36,552	38,184
Exec Secty II	1.5	2	2	1,512-1,809	41,684	42,984
Personnel Asst II	1.9	1	1	1,481-1,768	19,332	20,280
Sr Legal Typist	1	1	1	1,331-1,729	18,924	18,924
Exec Secty I	2.8	3	3	1,389-1,653	55,488	57,042
Mgt Services Techn	1	2	2	1,177-1,565	32,364	33,756
Office Techn-Typing	2	4	4	1,214-1,551	62,504	65,144
Personnel Asst I	4.3	5	5	1,126-1,551	92,020	93,060
Acctg Techn	3.2	4	4	1,214-1,551	67,646	68,342
Sr Acct Clk	1	1	1	1,214-1,551	17,100	17,100
Office Asst II-Typing	4.1	2	2	1,048-1,367	29,486	29,142
Acct Clk II	1.1	1	1	1,087-1,367	14,568	15,120
Office Asst I-Typing	-	1	1	976-1,126	12,156	12,546
Temporary Help	8.1	0.6	0.6	(127,338)	42,000	42,000
Overtime	-	-	-	(7,268)	17,000	17,000
Totals	82.7	84.6	84.6	\$2,203,191	\$2,421,890	\$2,461,027
Division Of Accounting						
C.E.A. II	1	1	1	3,052-4,057	48,684	48,684
Asst Div Chief	1.2	2	2	2,913-3,518	84,432	84,432
Fiscal Control Off	1	1	1	2,651-3,200	38,400	38,400
Acctg Administrator II	1.2	2	2	2,651-3,200	75,320	76,800
Acctg Administrator I	2.7	4	4	2,415-2,913	134,167	137,696
Sr Acctg Off-Supvr	8.2	10	10	2,197-2,651	299,448	306,336
Sr Acctg Off-Specialist ²	3.9	5	3	2,197-2,651	138,830	90,232
Acctg Off ¹	30	33	32	1,827-2,197	825,906	824,364
Acctg Off-Supvr	1.8	1	1	1,827-2,197	23,844	24,984
Accountant I - Specialist	5.6	6	6	1,401-1,827	111,957	114,925
Office Services Supvr I-Typing	1	1	1	1,214-1,551	17,100	17,100
Acctg Techn	2.3	3	3	1,214-1,551	49,761	50,430
Sr Steno	1	1	1	1,236-1,512	17,389	17,448
Office Asst II-Typing	7.6	8	8	1,048-1,367	114,752	116,456
Steno	2.8	3	3	1,029-1,339	43,530	43,950
Office Asst II-Cen	1.4	2	2	1,048-1,309	27,627	28,047
Temporary Help	5.2	1.7	1.7	(19,319)	28,000	28,000
Overtime	-	-	-	(41,333)	8,000	8,000
Totals	77.9	84.7	81.7	\$1,845,578	\$2,087,147	\$2,056,284
Division Of Audits						
C.E.A. II	1	1	1	3,052-4,057	48,684	48,684
Supvng Mgt Auditor	3.2	4	4	2,913-3,518	167,254	168,864
Asst Div Chief	1	1	1	2,913-3,518	42,216	42,216
Sr Mgt Auditor ¹	10.7	11	10	2,651-3,200	413,323	382,816
Supvng Govtl Auditor I	0.5	1	1	2,415-2,913	29,664	31,080
Staff Mgt Auditor ⁸	21.5	25	23	2,415-2,913	841,892	789,444
Supvng Special Investigator I	1.8	1	1	2,319-2,799	33,588	33,588

*The Salary Range and the amounts shown in 1984-85 and 1985-86 for this department do not reflect the 1984-85 fiscal year salary increase adjustment. This adjustment is reflected in the departmental Summary by Object of the Governor's Budget.

0840 STATE CONTROLLER—Continued

ORGANIZATIONAL UNIT	NUMBER OF POSITIONS			EXPENDITURES			
	Classification	Filled 1983-84	Authorized 1984-85	Proposed 1985-86	Actual 1983-84	Estimated 1984-85	Proposed 1985-86
				SALARY RANGE			
Assoc Mgt Auditor ⁹	68.8	94	88	2,197-2,651	2,747,830	2,647,326	
Assoc Mgt Analyst	1	1	1	2,197-2,651	29,892	31,324	
Health Care Services Nurse II	2	2	2	1,868-2,251	51,072	52,218	
Staff Services Analyst-Gen	2.8	2	2	1,407-2,197	48,035	50,298	
Staff Services Mgt Auditor ⁵	32.1	30	27	1,407-2,197	632,641	599,517	
Asst Prin Claim Auditor	3	3	3	1,690-2,029	73,044	73,044	
Supvng Claim Auditor	7.9	8	8	1,544-1,854	171,952	175,334	
Office Services Supvr I-Gen	1.8	1	1	1,214-1,551	15,512	16,172	
Office Techn-Typing	2.7	3	3	1,214-1,551	48,936	50,140	
Office Services Supvr I-Typing	1.6	2	2	1,214-1,551	31,595	32,924	
Acctg Techn	3.9	5	5	1,214-1,551	77,548	80,767	
Claim Auditor	20.3	21	21	1,305-1,544	378,550	385,477	
Sr Word Processing Techn	1	1	1	1,260-1,486	17,832	17,832	
Office Asst II-Typing ¹⁰	11.9	12	11	1,048-1,367	170,856	157,620	
Acct Clk II	1	1	1	1,087-1,367	15,120	15,120	
Office Asst II-Gen	3.3	5	5	1,048-1,309	70,350	71,652	
Word Processing Techn	1.4	2	2	1,048-1,309	29,280	30,188	
Calculating Mach Opr	3	3	3	1,126-1,309	47,124	47,124	
Office Asst I-Typing	0.7	1	1	976-1,126	12,156	12,546	
Temporary Help	3.7	0.8	0.8	(55,514)	14,000	14,000	
Overtime	-	-	-	(10,144)	-	-	
Totals	213.6	241.8	228.8	\$5,313,192	\$6,259,946	\$6,057,315	
Division Of Disbursements							
C.E.A. II	1	1	1	3,052-4,057	48,684	48,684	
DP Mgr III	1	1	1	2,913-3,518	42,216	42,216	
DP Mgr I	1	1	1	2,415-2,913	34,956	34,956	
Staff Services Mgr I	2	2	2	2,415-2,913	68,038	69,642	
Assoc Programmer Analyst	1	1	1	2,197-2,651	30,958	31,812	
Assoc Govtl Prog Analyst	2.2	2	2	2,197-2,651	62,160	63,624	
Computer Operations Supvr II	1	1	1	2,098-2,529	28,532	29,892	
Office Services Mgr I	2	2	2	1,827-2,197	51,048	52,728	
Staff Services Analyst-Gen	2.5	3	3	1,407-2,197	66,300	68,700	
Computer Operations Supvr I	3	3	3	1,745-2,098	75,368	76,496	
Office Services Supvr III-Gen	1.1	1	1	1,544-1,854	22,248	22,248	
Key Data Supvr III	1	1	1	1,544-1,854	22,248	22,248	
Supvng Acct Clk II	1	1	1	1,544-1,854	22,248	22,248	
Sr Computer Opr	3	4	4	1,462-1,745	80,155	81,776	
Supvr-Mailing Mach Operations	0.9	1	1	1,433-1,706	20,456	20,472	
Warehouse Worker	1	1	1	1,401-1,666	18,091	18,276	
Key Data Supvr II	2	2	2	1,358-1,611	39,288	39,288	
Sr Microfilm Techn	0.4	1	1	1,317-1,557	15,804	16,452	
Sr Mach Opr	1	1	1	1,317-1,557	18,684	18,684	
Office Techn-Typing	1	1	1	1,214-1,551	17,100	17,100	
Office Techn-Gen	1	1	1	1,214-1,551	16,578	17,100	
Office Services Supvr I-Typing	1	1	1	1,214-1,551	17,100	17,100	
Office Services Supvr I-Gen	3.1	3	3	1,214-1,551	51,068	51,300	
Sr Acct Clk	4.9	5	5	1,214-1,551	82,794	83,520	
Acctg Techn	1	1	1	1,214-1,551	17,100	17,100	
DP Techn	0.6	1	1	1,198-1,523	17,466	18,054	
Computer Opr	8.6	10	10	1,198-1,523	166,658	170,776	
Secty	0.5	1	1	1,236-1,512	14,832	15,396	
Mailing Mach Supvr	2.9	3	3	1,265-1,491	52,688	54,123	
Key Data Supvr I	6.7	7	7	1,260-1,486	123,900	125,584	
Mach Opr III-Gen	4	4	4	1,222-1,437	68,976	68,976	
Office Asst II-Typing	11.6	11.5	11.5	1,048-1,367	161,078	164,942	
Acct Clk II	5.9	6	6	1,087-1,367	89,846	90,720	
Mailing Mach Opr ³	7.9	9	9	1,135-1,321	137,546	139,795	
Microfilm Techn I	4.6	5	5	1,018-1,321	76,053	77,916	
Office Asst II-Gen ⁴	15.6	12	12	1,048-1,309	176,224	176,638	
Key Data Opr	26.1	34.5	34.5	976-1,309	511,002	518,890	
Mailing Mach Trainee	3.9	6	6	1,018-1,177	80,414	82,564	
Office Asst I-Typing	1.1	3	3	976-1,126	38,184	38,973	
Office Asst I-Gen	0.9	1	1	944-1,087	11,790	12,156	
Service Asst-Key Data	3.8	2	2	964-1,031	25,261	25,576	
Asst Clk	0.5	1	1	832-950	11,172	11,514	
Temporary Help	5.1	7.6	7.6	(66,369)	80,000	80,000	
Overtime	-	-	-	(52,284)	164,000	164,000	
Totals	150.4	166.6	166.6	\$2,580,574	\$2,976,312	\$3,020,255	
Division Of Tax Administration							
Chief Counsel II ¹	1	1	-	4,077-4,935	59,220	-	
Asst Chief Counsel ¹	0.3	1	-	3,780-4,571	54,852	-	
Staff Counsel III ¹²	2	2	-	3,602-4,360	104,640	-	
Staff Counsel II ¹²	3.4	3	-	3,128-3,780	136,080	-	
Div Chief	1	1	1	2,913-3,518	42,216	42,216	
Sr Mgt Auditor ¹	0.2	1	-	2,651-3,200	37,364	-	
Supvng Inh & Gift Tax Examiner II ¹	0.8	1	-	2,651-3,200	38,400	-	
Staff Mgt Auditor ¹²	2	2	-	2,415-2,913	67,911	-	
Supvng Auditor I	1.8	2	2	2,415-2,913	69,912	69,912	
Supvng Inh & Gift Tax Examiner I ¹²	1.2	2	-	2,415-2,913	63,936	-	
Gen Auditor III	3.4	4	4	2,197-2,651	123,632	124,986	
Inheritance & Gift Tax Examiner III ¹²	1.8	3	-	2,197-2,651	89,988	-	
Legal Counsel ¹	0.7	1	-	2,051-2,591	31,092	-	

0840 STATE CONTROLLER—Continued

ORGANIZATIONAL UNIT	NUMBER OF POSITIONS			EXPENDITURES		
	Filled 1983-84	Authorized 1984-85	Proposed 1985-86	Actual 1983-84	Estimated 1984-85	Proposed 1985-86
SALARY RANGE						
Gen Auditor II	2.8	2	2	1,827-2,197	50,457	52,530
Acctg Off-Supvr ¹	1	1	-	1,827-2,197	26,364	-
Inheritance & Gift Tax Examiner II ¹²	2.9	3	-	1,827-2,197	73,662	-
Staff Services Analyst-Gen ¹²	2.3	3	-	1,407-2,197	66,512	-
Staff Services Mgt Auditor ¹	1.1	1	-	1,407-2,197	23,484	-
Legal Asst ¹²	2	2	-	1,544-1,854	44,496	-
Accountant I - Supvr	1	1	1	1,401-1,827	19,992	19,992
Office Services Supvr II-Gen ¹	0.9	1	-	1,358-1,768	19,332	-
Sr Legal Steno ¹²	2.3	3	-	1,331-1,729	53,820	-
Sr Legal Typist ¹²	2.3	3	-	1,331-1,729	56,772	-
Supvng Acct Clk I	2	2	2	1,358-1,611	37,424	38,184
Office Techn-Gen	0.9	1	1	1,214-1,551	17,100	17,100
Office Services Supvr I-Typing ¹	1	1	-	1,214-1,551	17,042	-
Office Asst Supvr I-Gen ¹	0.3	1	-	1,214-1,551	17,100	-
Sr Acct Clk ¹	5.7	6	5	1,214-1,551	97,557	82,186
Personnel Asst I	0.7	1	1	1,126-1,551	14,392	14,936
Acctg Techn	1	1	1	1,214-1,551	17,100	17,100
Secty	1	1	1	1,236-1,512	17,448	17,448
Office Services Supvr I-Filing ¹	0.4	1	-	1,214-1,425	17,100	-
Prog Techn II-Inh & Gift Tax ¹	1	1	-	1,214-1,425	17,100	-
Office Asst II-Typing ¹³	9.2	12	3	1,048-1,367	166,019	42,720
Acct Clk II	0.7	1	1	1,087-1,367	15,120	15,120
Steno	2	2	2	1,029-1,339	29,868	30,416
Office Asst II-Gen ¹²	7.4	9	-	1,048-1,309	123,144	-
Key Data Opr	1.6	1	1	976-1,309	15,708	15,708
Office Asst I-Typing ¹²	0.9	2	-	976-1,126	24,312	-
Office Asst I-Gen ¹	-	3	2	944-1,087	35,370	24,312
Temporary Help	8.6	-	-	(155,874)	-	-
Overtime	-	-	-	(661)	-	-
Totals	82.6	90	30	\$1,859,105	\$2,033,038	\$624,866
Division Of Local Govt Fiscal Affairs						
C.E.A. III	1	1	1	3,357-4,464	53,568	53,568
Asst Div Chief	1.2	2	2	2,913-3,518	81,212	84,432
Supvng Govtl Auditor II	0.2	1	1	2,651-3,200	36,920	38,400
Supvr-Budgets & Reports	2.8	2	2	2,651-3,200	76,800	76,800
Staff Services Mgr II-Supvy	1	1	1	2,651-3,200	38,400	38,400
Supvr-Tax-Deeded Land	0.8	1	1	2,651-3,200	31,812	33,336
Sr Adm Analyst	2	2	2	2,651-3,200	75,912	76,800
Supvng Govtl Auditor I	6.6	7	7	2,415-2,913	235,058	238,210
Staff DP Analyst	1	1	1	2,415-2,913	34,956	34,956
Staff Services Mgr I	1.4	2	2	2,415-2,913	68,967	69,912
Staff Adm Analyst	1	1	1	2,415-2,913	34,956	34,956
Govtl Auditor III ¹¹	18.9	25	22	2,197-2,651	727,972	666,128
Assoc Land Agent	1.6	1	1	2,197-2,651	31,812	31,812
Assoc Govtl Prog Analyst	5.3	8	8	2,197-2,651	230,346	239,802
Assoc Adm Analyst	9.1	11	11	2,197-2,651	335,736	342,180
Assoc Prog Analyst	-	1	1	2,197-2,651	26,364	27,636
Govtl Auditor II ⁷	18.1	22	22	1,827-2,197	527,064	548,472
Staff Services Analyst-Gen	1.8	2	2	1,407-2,197	40,552	41,923
Title Specialist II	1.1	1	1	1,827-2,197	24,792	25,968
Auditor I	1.1	5	5	1,407-1,673	88,293	92,052
Land Title Searcher	0.7	1	1	1,342-1,591	18,404	18,980
Mgt Services Techn	0.4	-	-	1,177-1,565	-	-
Office Techn-Typing	3	3	3	1,214-1,551	48,967	50,314
Acctg Techn	1.8	3	3	1,214-1,551	46,236	47,340
Office Asst II-Typing	2.3	4	4	1,048-1,367	52,568	54,100
Steno	3.5	4	4	1,029-1,339	56,522	57,866
Office Asst II-Gen	1	1	1	1,048-1,309	14,568	14,568
Word Processing Techn	4.5	5	5	1,048-1,309	74,636	75,680
Key Data Opr	-	1	1	976-1,309	11,712	12,132
Temporary Help	1.4	0.3	0.3	(21,626)	3,000	3,000
Totals	94.6	119.3	116.3	\$2,474,774	\$3,128,105	\$3,129,723
Systems Development Division						
DP Mgr IV	1	1	1	3,200-3,869	46,428	46,428
DP Mgr III	1	1	1	2,913-3,518	42,216	42,216
Sr Programmer Analyst	1	1	1	2,651-3,200	37,956	38,400
DP Mgr II	2	2	2	2,651-3,200	75,024	76,800
DP Mgr I	5.6	6	6	2,415-2,913	202,605	207,330
Staff Programmer Analyst	4.9	5	5	2,415-2,913	168,229	171,699
Assoc Programmer Analyst	51.3	54	54	2,197-2,651	1,627,442	1,665,590
Assoc Mgt Analyst	1	1	1	2,197-2,651	31,812	31,812
Programmer II	11.1	6	6	1,827-2,197	146,634	153,574
Programmer I	4.1	6	6	1,407-1,827	119,065	121,511
Programmer Apprentice	6.8	6	6	1,150-1,745	108,468	108,468
Sr DP Techn	1.2	1	1	1,462-1,745	20,940	20,940
Office Techn-Typing	1	1	1	1,214-1,551	17,100	17,100
Office Services Supvr I-Typing	0.8	1	1	1,214-1,551	17,100	17,100
DP Techn	1.2	1	1	1,198-1,523	15,996	16,694
Office Asst II-Typing	5.3	5	5	1,048-1,367	72,402	72,908
Service Asst-EDP Operations	1	1	1	1,018-1,177	12,852	13,284
Office Asst I-Typing	-	1	1	976-1,126	12,156	12,546
Temporary Help	1.4	3.3	3.3	(39,546)	76,000	76,000
Overtime	-	-	-	(38,588)	125,000	125,000
Totals	101.7	103.3	103.3	\$2,735,301	\$2,975,425	\$3,035,400

0840 STATE CONTROLLER—Continued

ORGANIZATIONAL UNIT	NUMBER OF POSITIONS			EXPENDITURES		
	Filled 1983-84	Authorized 1984-85	Proposed 1985-86	Actual 1983-84	Estimated 1984-85	Proposed 1985-86
SALARY RANGE						
Division Of Unclaimed Property						
Chief	1	1	1	3,357-4,057	48,684	48,684
Asst Chief	1	1	1	2,913-3,518	42,216	42,216
Supvng Auditor II	2.9	3	3	2,651-3,200	115,052	115,200
Staff Services Mgr II-Supvy	1	1	1	2,651-3,200	38,400	38,400
Supvng Auditor I	4	4	4	2,415-2,913	139,689	139,824
Gen Auditor III	13.8	14	14	2,197-2,651	431,728	439,210
Sr Acctg Off-Supvr	1	1	1	2,197-2,651	31,812	31,812
Assoc Govtl Prog Analyst	3	3	3	2,197-2,651	93,972	95,436
Gen Auditor II	5.5	7	7	1,827-2,197	176,184	179,940
Staff Services Analyst-Gen	3.6	4	4	1,407-2,197	94,118	96,054
Acctg Off	1.1	2	2	1,827-2,197	45,763	47,922
Property Clk I	3	3	3	1,401-1,827	57,292	59,001
Accountant I - Specialist	1.9	1	1	1,401-1,827	19,992	19,992
Sr Legal Steno	0.5	1	1	1,331-1,729	18,924	18,924
Auditor I	0.6	1	1	1,407-1,673	17,604	17,604
Mgt Services Techn	0.6	1	1	1,177-1,565	18,222	18,696
Office Services Supvr I-Typing	1	1	1	1,214-1,551	17,100	17,100
Office Services Supvr I-Gen	1	1	1	1,214-1,551	17,100	17,100
Office Techn-Typing	1.4	2	2	1,214-1,551	31,668	32,220
Office Techn-Gen	2.1	3	3	1,214-1,551	46,880	48,026
Acctg Techn	2.3	3	3	1,214-1,551	50,100	50,772
Sr Acct Clk	3	3	3	1,214-1,551	50,952	51,300
Secy	1.3	1	1	1,236-1,512	17,448	17,448
Office Asst II-Typing	10	13	13	1,048-1,367	180,699	184,189
Acct Clk II	4.9	5	5	1,087-1,367	74,100	75,186
Steno	1	1	1	1,029-1,339	15,396	15,396
Temporary Help	2	1.5	1.5	(34,188)	19,000	19,000
Overtime	-	-	-	(14)	2,000	2,000
Totals	74.5	82.5	82.5	\$1,707,854	\$1,912,095	\$1,938,652
Personnel & Payroll Services Div						
Chief	1	1	1	3,357-4,057	48,684	48,684
Staff Services Mgr III	2	2	2	2,913-3,518	84,432	84,432
Sr DP Analyst	1.9	2	2	2,651-3,200	76,652	76,800
Staff Services Mgr II-Supvy	3.3	3	3	2,651-3,200	115,200	115,200
Staff DP Analyst	2.4	3	3	2,415-2,913	104,058	104,868
DP Mgr I	0.8	1	1	2,415-2,913	32,828	34,416
Staff Services Mgr I	5.3	6	6	2,415-2,913	203,991	207,092
Assoc DP Analyst	1.8	1	1	2,197-2,651	31,812	31,812
Payroll Off	4	4	4	2,197-2,651	118,206	122,870
Assoc Govtl Prog Analyst	15.7	17	17	2,197-2,651	501,408	516,228
Assoc Mgt Analyst	2	2	2	2,197-2,651	63,624	63,624
Staff Services Mgr I	1	1	1	1,827-2,197	25,668	26,364
Staff Services Analyst-Gen	29.5	30	30	1,407-2,197	707,649	728,994
DP Techn Supvr I	3.7	4	4	1,745-2,098	93,064	96,199
Payroll Services Specialist III	4.2	5	5	1,611-1,939	107,429	110,364
Personnel Asst III	2	2	2	1,611-1,939	46,536	46,536
Key Data Supvr III	1	1	1	1,544-1,854	22,248	22,248
Property Clk I	1	1	1	1,401-1,827	19,684	19,992
Jr Staff Analyst-Gen	-	1	1	1,407-1,827	16,884	17,604
Office Services Supvr II-Gen	1	1	1	1,358-1,768	19,332	19,332
Personnel Asst II	6.2	6	6	1,481-1,768	122,475	124,111
Payroll Services Techn	5.4	6	6	1,481-1,768	125,189	126,069
Payroll Services Specialist II	15.3	16	16	1,481-1,768	321,837	327,603
Sr DP Techn	9.3	11	11	1,462-1,745	213,156	221,344
Mgt Services Techn	-	1	1	1,177-1,565	18,252	18,780
Office Techn-Typing	4.7	5	5	1,214-1,551	83,863	84,514
Office Services Supvr I-Gen	2.8	4	4	1,214-1,551	65,868	66,420
Personnel Asst I	14.9	15	15	1,126-1,551	274,179	277,319
Payroll Services Specialist I	61	65	65	1,126-1,551	1,144,708	1,164,483
DP Techn ³	17.5	18	18	1,198-1,523	312,633	320,352
Key Data Supvr I	1	1	1	1,260-1,486	17,832	17,832
Office Asst II-Typing	6.2	5	5	1,048-1,367	70,996	72,116
Office Asst II-Gen	19.4	12	12	1,048-1,309	183,377	183,810
Word Processing Techn	0.8	1	1	1,048-1,309	15,267	15,708
Key Data Opr	11	11	11	976-1,309	172,788	172,788
Office Asst I-Typing	0.2	1	1	976-1,126	12,156	12,546
Office Asst I-Gen	0.1	8	8	944-1,087	94,262	97,184
Temporary Help	8.9	5.6	5.6	128,733	83,000	83,000
Overtime	-	-	-	106,971	114,000	114,000
Totals	268.3	279.6	279.6	\$5,478,115	\$5,885,227	\$5,993,638
TOTALS, AUTHORIZED POSITIONS	1,146.3	1,252.4	1,173.4	\$26,197,684	\$29,679,185	\$28,317,160
Regular/Ongoing Positions	1,101.9	1,231	1,152	25,231,914	28,904,185	27,542,160
Temporary Help	44.4	21.4	21.4	708,507	345,000	345,000
Overtime	-	-	-	257,263	430,000	430,000

¹ One position limited to 6-30-85

² Two positions limited to 6-30-85

³ 0.5 position limited to 6-30-86

0840 STATE CONTROLLER—Continued

ORGANIZATIONAL UNIT Classification	NUMBER OF POSITIONS			EXPENDITURES		
	Filled 1983-84	Authorized 1984-85	Proposed 1985-86	Actual 1983-84	Estimated 1984-85	Proposed 1985-86
⁴ 1.5 positions limited to 6-30-86						
⁵ Three positions limited to 6-30-85						
⁶ One position limited to 6-30-86						
⁷ Three positions limited to 6-30-86						
⁸ Two positions limited to 6-30-85; one position limited to 6-30-86; two positions limited to 6-30-88						
⁹ Six positions limited to 6-30-85; six positions limited to 6-30-86; twelve positions limited to 6-30-88						
¹⁰ One position limited to 6-30-85; one position limited to 6-30-88						
¹¹ Three positions limited to 6-30-85; one position limited to 6-30-86						
¹² Positions limited to 6-30-85						
¹³ Nine positions limited to 6-30-85						

0860 STATE BOARD OF EQUALIZATION *

Administration	SALARY RANGE					
Board:						
Chairman	1	1	1	\$54,604	\$54,604	\$54,604
Bd Member	3	3	3	53,901	161,703	161,703
Dep To Bd Member	4	4	4	4,136	198,528	198,528
Asst To Bd Member	4	4	4	3,069-3,216	154,368	154,368
Tax Auditor III	1.5	2	2	2,197-2,778	60,680	62,046
Exec Secty II	3	3	3	1,512-1,809	64,244	65,124
Sr Legal Steno	0.8	0.8	0.8	1,331-1,729	14,193	14,193
Exec Secty I	2	2	2	1,389-1,653	39,538	39,672
Ofc Techn-Typing	2	2	2	1,214-1,551	32,128	32,710
Secty	1.6	2	2	1,236-1,512	34,020	34,719
Ofc Asst II-Typing	1	1	1	1,048-1,367	14,304	14,568
Steno	0.3	-	-	1,029-1,339	-	-
Executive:						
Exec Secty	1	1	1	5,304	63,648	63,648
C.E.A. III	1	1	1	3,357-4,464	53,568	53,568
Staff Services Mgr III	1	1	1	2,913-3,518	42,216	42,216
Supvng Tax Auditor II	0.1	-	-	2,651-3,357	-	-
Info Off II	1	1	1	2,651-3,200	38,400	38,400
Labor Relations Specialist II	0.4	-	-	2,651-3,200	-	-
Hearing Reporter	1	1	1	2,197-2,651	31,812	31,812
Adm Asst II	1	1	1	2,197-2,651	31,812	31,812
Labor Relations Analyst	0.5	-	-	2,197-2,651	-	-
Asst Tax Services Specialist	0.9	1	1	2,197-2,651	28,868	30,234
Asst Info Off	0.1	-	-	1,827-2,197	-	-
Exec Secty II	1	1	1	1,512-1,809	21,708	21,708
Exec Secty I	1	1	1	1,389-1,653	19,380	19,836
Mgt Services Techn	1	1	1	1,177-1,565	18,780	18,780
Ofc Techn-Typing	1.7	1	1	1,214-1,551	14,660	15,218
Secty	1.5	1	1	1,236-1,512	17,448	17,448
Ofc Asst II-Typing	1.1	1	1	1,048-1,367	14,392	14,568
Ofc Asst I-Typing	-	1	1	976-1,126	12,156	12,546
Legal:						
Chief Counsel II	1	1	1	4,077-4,935	59,220	59,220
Asst Chief Counsel	3	3	3	3,780-4,571	162,868	164,556
Staff Counsel III	7.8	9	9	3,602-4,360	454,413	463,828
Staff Counsel II	15.4	16.5	16.5	3,128-3,780	709,999	724,109
Staff Counsel I	4.8	4	4	2,845-3,440	139,872	146,664
Supvng Tax Auditor II	3	3	3	2,651-3,357	115,200	115,200
Legal Counsel	0.7	2	2	2,051-2,591	52,932	55,464
Sr Librarian	1	1	1	1,959-2,360	23,508	24,612
Adm Asst I	1	1	1	1,827-2,303	26,364	26,364
Staff Services Analyst-Cen	1.9	2	2	1,407-2,197	46,112	47,984
Sr Legal Typist	1	1	1	1,331-1,729	17,305	17,796
Sr Legal Steno	8.4	9	9	1,331-1,729	163,472	165,881
Exec Secty I	0.9	1	1	1,389-1,653	19,836	19,836
Ofc Techn-Typing	0.6	-	-	1,214-1,551	-	-
Ofc Techn-Gen	1	1	1	1,214-1,551	20,742	17,100
Secty	1	1	1	1,236-1,512	17,448	17,448
Ofc Asst II-Typing	0.2	1	1	1,048-1,367	13,444	13,888
Steno	1.5	1	1	1,029-1,339	13,555	14,005
Internal Audit:						
Bus Taxes Administrator III	0.1	-	-	2,778-3,357	-	-
Bus Taxes Compliance Supvr III	0.9	1	1	2,651-3,200	38,400	38,400
Supvng Tax Auditor I	1	1	1	2,415-3,052	34,956	34,956
Bus Taxes Compliance Supvr II	1	1	1	2,415-2,913	31,080	32,574
Tax Auditor III	0.7	1	1	2,197-2,778	27,212	28,532
Secty	0.5	0.5	0.5	1,236-1,512	7,866	8,202
Personnel Management:						
C.E.A. I	0.5	1	1	2,778-3,690	41,250	43,248
Staff Services Mgr II-Supvry	0.8	-	-	2,651-3,200	-	-
Staff Services Mgr II-Managerial	0.2	1	1	2,651-3,200	38,400	38,400
Trng Off III	0.1	-	-	2,651-3,200	-	-
Labor Relations Specialist II	0.5	1	1	2,651-3,200	38,400	38,400
Staff Services Mgr I	1.5	2	2	2,415-2,913	69,507	69,912

*The Salary Range and the amounts shown in 1984-85 and 1985-86 for this department do not reflect the 1984-85 fiscal year salary increase adjustment. This adjustment is reflected in the departmental Summary by Object of the Governor's Budget.

0860 STATE BOARD OF EQUALIZATION—Continued

1
2
3
4
5
6
7
8
9
10
11
12
13
14
15
16
17
18
19
20
21
22
23
24
25
26
27
28
29
30
31
32
33
34
35
36
37
38
39
40
41
42
43
44
45
46
47
48
49
50
51
52
53
54
55
56
57
58
59
60
61
62
63
64
65
66
67
68
69
70
71
72
73
74
75
76
77
78
79
80
81
82
83
84
85
86
87
88
89
90
91
92
93
94
95
96
97
98

ORGANIZATIONAL UNIT	NUMBER OF POSITIONS			EXPENDITURES			
	Classification	Filled 1983-84	Authorized 1984-85	Proposed 1985-86	Actual 1983-84	Estimated 1984-85	Proposed 1985-86
SALARY RANGE							
Assoc Pers Analyst	3.5	4	4	2,197-2,651	119,890	122,840	
Assoc Govtl Prog Analyst	1.3	1	1	2,197-2,651	30,234	31,690	
Labor Relations Analyst	0.5	1	1	2,197-2,651	31,812	31,812	
Staff Services Analyst-Gen	1.7	1	1	1,407-2,197	24,696	25,869	
Pers Asst III	1	1	1	1,611-1,939	22,588	23,263	
Pers Techn II	1	1	1	1,523-1,827	20,940	21,924	
Pers Asst II	0.9	1	1	1,481-1,768	19,689	20,577	
Pers Techn I	1	1	1	1,138-1,565	18,244	18,780	
Pers Asst I	5.4	5.5	5.5	1,126-1,551	95,501	97,192	
Ofc Techn-Typing	2.4	2.5	2.5	1,214-1,551	42,025	42,547	
Secty	1.3	2	2	1,236-1,512	33,796	34,483	
Ofc Asst II-Typing	1.3	1	1	1,048-1,367	14,568	14,568	
Prog Techn I-Pers	1.7	2	2	1,126-1,309	28,960	30,056	
Management Analysis:							
G.E.A. I	1	1	1	2,778-3,690	44,280	44,280	
Staff Services Mgr I	2	2	2	2,415-2,913	68,697	69,912	
Records Mgt Analyst II	0.4	1	1	2,197-2,651	31,812	31,812	
Assoc Mgt Analyst	4	4	4	2,197-2,651	114,902	120,396	
Staff Services Analyst-Gen	1.1	1	1	1,407-2,197	23,214	24,312	
Ofc Services Supvr II-Gen	1	1	1	1,358-1,768	19,332	19,332	
Ofc Techn-Typing	4.3	5	5	1,214-1,551	83,702	85,326	
Secty	0.3	-	-	1,236-1,512	-	-	
Composing Techn I	2	2	2	1,214-1,425	34,200	34,200	
Research And Statistics:							
G.E.A. I	1	1	1	2,778-3,690	44,280	44,280	
Research Mgr I-Gen	1.9	2	2	2,415-2,913	69,777	69,912	
Statistical Methods Analyst III	1	1	1	2,303-2,778	33,336	33,336	
Research Analyst II-Gen	2	2	2	2,197-2,651	60,568	61,932	
Research Analyst II-Economics	0.1	-	-	2,197-2,651	-	-	
Research Analyst I-Economics	1	1	1	1,407-2,197	21,268	21,924	
Ofc Techn-Typing	2	2	2	1,214-1,551	34,200	34,200	
Ofc Techn-Gen	2	2	2	1,214-1,551	32,720	33,392	
Fiscal Management:							
G.E.A. I	1	1	1	2,778-3,690	44,280	44,280	
Staff Services Mgr II-Supvry	1	1	1	2,651-3,200	38,400	38,400	
Sect Chief	1	1	1	2,529-3,052	36,624	36,624	
Acctg Administrator I	1	1	1	2,415-2,913	34,956	34,956	
Staff Services Mgr I	1	1	1	2,415-2,913	34,956	34,956	
Sr Acctg Off-Supvr	1.5	2	2	2,197-2,651	60,120	61,476	
Assoc Budget Analyst	2.9	3	3	2,197-2,651	86,484	89,112	
Warehouse Mgr I	1	1	1	1,745-2,303	24,408	25,176	
Ofc Services Mgr I	1	1	1	1,827-2,197	26,364	26,364	
Acctg Off	0.9	2	2	1,827-2,197	44,273	46,338	
Acctg Off-Supvr	1	1	1	1,827-2,197	23,484	24,600	
Property Clk II	2	2	2	1,591-2,098	45,463	45,888	
Ofc Services Supvr III-Gen	2.8	3	3	1,544-1,854	64,368	66,400	
Materials & Stores Supvr I	1	1	1	1,401-1,827	19,992	19,992	
Accountant I - Specialist	1.7	3	3	1,401-1,827	56,918	57,650	
Accountant I - Supvr	0.3	1	1	1,401-1,827	17,994	18,768	
Bus Services Asst	1	1	1	1,523-1,827	21,924	21,924	
Mach Supvr I-Gen	1	1	1	1,491-1,786	18,288	19,122	
Ofc Services Supvr II-Gen	2.3	2	2	1,358-1,768	38,424	38,664	
Accountant Trainee	1.6	-	-	1,467-1,673	-	-	
Warehouse Worker	4.8	5	5	1,401-1,666	90,282	91,014	
Supvng Acct Clk I	0.8	-	-	1,358-1,611	-	-	
Mgt Services Techn	0.7	2	2	1,177-1,565	34,468	35,536	
Sr Mach Opr	1	1	1	1,317-1,557	18,684	18,684	
Ofc Techn-Typing	6.4	7	7	1,214-1,551	118,032	119,352	
Ofc Services Supvr I-Gen	3.7	4	4	1,214-1,551	64,039	65,550	
Sr Acct Clk	9.9	10.5	10.5	1,214-1,551	168,827	172,665	
Acctg Techn	2.3	2	2	1,214-1,551	33,040	34,026	
Secty	1	1	1	1,236-1,512	17,448	17,448	
Mailing Mach Supvr	1	1	1	1,265-1,491	16,878	17,568	
Mach Opr III-Gen	2.8	3	3	1,222-1,437	51,000	51,732	
Mach Opr II -Gen	1.1	1	1	1,177-1,376	16,457	16,512	
Ofc Asst II-Typing	1.6	2.5	2.5	1,048-1,367	34,835	35,810	
Acct Clk II	24.1	24	24	1,087-1,367	351,454	357,564	
Mailing Mach Opr	2.4	2	2	1,135-1,321	31,021	31,572	
Mach Opr I-Gen	1.7	2	2	1,135-1,321	29,292	30,252	
Ofc Asst II-Gen	19.4	20	20	1,048-1,309	286,947	289,870	
Bookkeeping Mach Opr II	1	1	1	1,126-1,309	15,708	15,708	
Mailing Mach Trainee	0.3	1	1	1,018-1,177	12,750	13,176	
Mach Opr Trainee-Gen	1.9	2	2	1,018-1,177	26,773	27,647	
Services Asst-Dup	0.1	-	-	950-1,095	-	-	
Ofc Asst I-Gen	0.4	3	3	944-1,087	35,428	36,532	
Data Processing:							
DP Mgr III	1	1	1	2,913-3,518	42,216	42,216	
Sr DP Analyst	1	1	1	2,651-3,200	38,400	38,400	
DP Mgr II	2.9	3	3	2,651-3,200	115,052	115,200	
DP Mgr I	3.2	3	3	2,415-2,913	104,868	104,868	
Systems Software Specialist I	1	1	1	2,415-2,913	34,956	34,956	
Staff Programmer Analyst	1.1	2	2	2,415-2,913	63,427	69,912	
Staff DP Analyst	1.9	2	2	2,415-2,913	69,912	69,912	
Assoc Systems Software Specialist	3	3	3	2,197-2,651	95,436	95,436	
Assoc Programmer Analyst	9.9	12	12	2,197-2,651	349,128	361,308	
Assoc DP Analyst	8	8	8	2,197-2,651	247,652	251,112	

0860 STATE BOARD OF EQUALIZATION—Continued

1
2
3
4
5
6
7
8
9
10
11
12
13
14
15
16
17
18
19
20
21
22
23
24
25
26
27
28
29
30
31
32
33
34
35
36
37
38
39
40
41
42
43
44
45
46
47
48
49
50
51
52
53
54
55
56
57
58
59
60
61
62
63
64
65
66
67
68
69
70
71
72
73
74
75
76
77
78
79
80
81
82
83
84
85
86
87
88
89
90
91
92
93
94
95
96
97
98

ORGANIZATIONAL UNIT Classification	NUMBER OF POSITIONS			EXPENDITURES		
	Filed 1983-84	Authorized 1984-85	Proposed 1985-86	Actual 1983-84	Estimated 1984-85	Proposed 1985-86
				SALARY RANGE		
Computer Operations Supvr II	2	2	2	2,098-2,529	61,320	61,320
DP Techn Supvr II	0.9	1	1	2,098-2,529	26,265	27,530
Programmer II	17.8	21.5	21.5	1,827-2,197	515,002	534,210
Computer Operations Supvr I	2	2	2	1,745-2,098	51,080	51,080
DP Techn Supvr I	3.9	4	4	1,745-2,098	96,136	98,302
Key Data Supvr III	1	1	1	1,544-1,854	22,248	22,248
Programmer I	7	5	5	1,407-1,827	121,085	99,817
Sr Computer Opr	6.3	6	6	1,462-1,745	121,410	124,010
Sr DP Techn	4.4	4	4	1,462-1,745	81,539	83,383
Key Data Supvr II	3	3	3	1,358-1,611	57,336	57,996
Ofc Services Supvr I-Typing	1	1	1	1,214-1,551	15,414	16,056
Ofc Techn-Typing	0.2	-	-	1,214-1,551	-	-
Ofc Techn-Cen	0.8	2	2	1,214-1,551	33,852	34,200
Sr Acct Clk	1	-	-	1,214-1,551	-	-
Computer Opr	7.3	8	8	1,198-1,523	138,016	141,538
DP Techn	8.3	10.5	10.5	1,198-1,523	185,333	188,179
Key Data Supvr I	6	7	7	1,260-1,486	101,098	103,831
Ofc Asst II-Typing	2.6	3	3	1,048-1,367	43,308	43,704
Acct Clk II	8	8	8	1,087-1,367	120,960	120,960
Steno	0.5	0.5	0.5	1,029-1,339	7,698	7,698
Ofc Asst II-Cen	1	1	1	1,048-1,309	14,568	14,568
Word Processing Techn	1	1	1	1,048-1,309	15,708	15,708
Key Data Opr	34.1	37	37	976-1,309	564,189	572,127
Ofc Asst I-Typing	-	1.5	1.5	976-1,126	18,234	18,819
Ofc Asst I-Cen	0.1	0.5	0.5	944-1,087	5,895	6,078
Services Asst-Key Data	0.4	1	1	964-1,031	12,022	12,372
Blanket Positions:						
Intermittent Help	20.4	24.4	24.4	(307,510)	403,677	403,677
Temporary Help	1	3.7	3.7	(15,597)	75,835	75,835
Terminal Pay	16.2	12.4	12.4	(454,965)	370,959	370,959
Overtime	-	-	-	(221,876)	315,583	315,583
Student Asst	3.7	7.6	7.6	(44,938)	104,101	104,101
Youth Aid	5.9	7.3	7.3	(59,355)	89,083	89,083
Entry Level Trainee	3.5	-	-	(39,253)	-	-
Disability Leave	-	-	-	(124,434)	-	-
Totals	471.3	504.7	504.7	\$10,933,912	\$11,985,246	\$12,141,960
Business Taxes						
Administration:						
C.E.A. IV	1	1	1	3,618-4,680	56,160	56,160
C.E.A. III	1	1	1	3,357-4,464	53,568	53,568
Prin Tax Auditor	1	1	1	3,357-4,057	48,684	48,684
Bus Taxes Administrator V	1	1	1	3,200-3,869	46,428	46,428
Prin Taxes Compliance Supvr	1	1	1	3,128-3,780	40,767	42,732
Supvng Tax Auditor III	1	1	1	2,913-3,690	42,055	42,216
Bus Taxes Administrator IV	3.7	3	3	3,052-3,690	130,293	132,324
Bus Taxes Compliance Supvr III	1	1	1	2,651-3,200	38,400	38,400
Supvng Tax Auditor I	0.6	-	-	2,415-3,052	-	-
Tax Auditor IV	1.2	2	2	2,415-3,052	68,697	69,912
Bus Taxes Compliance Supvr II	3.9	4	4	2,415-2,913	132,101	135,081
Adm Asst II	1	1	1	2,197-2,651	28,532	29,892
Bus Taxes Compliance Supvr I	1	1	1	2,197-2,651	31,812	31,812
Exec Secty I	2	2	2	1,389-1,653	37,347	38,109
Ofc Techn-Typing	1	1.5	1.5	1,214-1,551	25,157	25,505
Secty	9.4	9	9	1,236-1,512	156,684	157,032
Audit:						
Supvng Tax Auditor II	3	3	3	2,651-3,357	115,052	115,200
Tax Auditor IV	10.7	11	11	2,415-3,052	380,268	383,301
Supvng Tax Auditor I	5.9	6	6	2,415-3,052	208,926	209,736
Tax Auditor III	18.8	21	21	2,197-2,778	627,304	641,944
Tax Auditor II	4.7	5	5	1,827-2,303	124,899	127,482
Ofc Services Supvr III-Gen	1	1	1	1,544-1,854	22,248	22,248
Ofc Services Supvr II-Cen	2	2	2	1,358-1,768	38,484	38,664
Auditor I	0.6	-	-	1,407-1,673	-	-
Exec Secty I	-	0.5	0.5	1,389-1,653	9,918	9,918
Prog Techn III-Bus Taxes	3.1	4	4	1,358-1,611	76,668	77,328
Ofc Services Supvr I-Typing	0.9	1	1	1,214-1,551	17,100	17,100
Ofc Techn-Typing	1	1	1	1,214-1,551	17,100	17,100
Sr Acct Clk	4.5	5	5	1,214-1,551	83,814	84,456
Ofc Asst II-Typing	8.5	9.5	9.5	1,048-1,367	134,842	136,728
Acct Clk II	12.6	13	13	1,087-1,367	194,814	195,252
Steno	0.5	0.5	0.5	1,029-1,339	7,698	7,698
Ofc Asst I-Typing	0.1	-	-	976-1,126	-	-
Ofc Asst I-Gen	0.1	1	1	944-1,087	11,790	12,156
Compliance:						
Bus Taxes Compliance Supvr III	1	1	1	2,651-3,200	38,400	38,400
Bus Taxes Compliance Supvr II	2.9	3	3	2,415-2,913	103,923	104,868
Bus Taxes Compliance Specialist	2.9	3	3	2,197-2,651	87,320	90,004
Business Taxes Rep II	8.7	11	11	1,827-2,197	274,038	279,174
Ofc Services Supvr III-Gen	1	1	1	1,544-1,854	22,248	22,248
Bus Taxes Rep I	2.2	2	2	1,407-1,827	35,208	36,768
Ofc Services Supvr II-Gen	1	1	1	1,358-1,768	19,332	19,332
Ofc Services Supvr I-Typing	1	1	1	1,214-1,551	17,100	17,100
Ofc Techn-Typing	1.9	3.5	3.5	1,214-1,551	54,485	56,594
Ofc Techn-Cen	2.5	6.5	6.5	1,214-1,551	99,191	102,186

0860 STATE BOARD OF EQUALIZATION—Continued

1
2
3
4
5
6
7
8
9
10
11
12
13
14
15
16
17
18
19
20
21
22
23
24
25
26
27
28
29
30
31
32
33
34
35
36
37
38
39
40
41
42
43
44
45
46
47
48
49
50
51
52
53
54
55
56
57
58
59
60
61
62
63
64
65
66
67
68
69
70
71
72
73
74
75
76
77
78
79
80
81
82
83
84
85
86
87
88
89
90
91
92
93
94
95
96
97
98

ORGANIZATIONAL UNIT Classification	NUMBER OF POSITIONS			EXPENDITURES		
	Filled 1983-84	Authorized 1984-85	Proposed 1985-86	Actual 1983-84	Estimated 1984-85	Proposed 1985-86
				SALARY RANGE		
Secty	1	1	1	1,236-1,512	17,448	17,448
Sr Word Processing Techn	1	1	1	1,260-1,486	17,832	17,832
Ofc Asst II-Typing	11.4	12.5	12.5	1,048-1,367	175,422	178,460
Steno	1	1	1	1,029-1,339	15,396	15,396
Ofc Asst II-Gen	3.8	4	4	1,048-1,309	54,895	56,774
Word Processing Techn	2.7	3	3	1,048-1,309	45,764	46,306
Ofc Asst I-Typing	0.9	1	1	976-1,126	12,579	12,989
Asst Clk	0.2	-	-	832-950	-	-
Operations:						
Bus Taxes Compliance Supvr III	2	2	2	2,651-3,200	76,800	76,800
Supvng Tax Auditor I	0.9	1	1	2,415-3,052	34,956	34,956
Bus Taxes Compliance Supvr II	6	6	6	2,415-2,913	205,982	207,481
Tax Auditor III	4.9	5	5	2,197-2,778	151,898	155,384
Bus Taxes Compliance Specialist	5.6	6	6	2,197-2,651	177,870	184,844
Tax Auditor II	3	3	3	1,827-2,303	75,372	77,706
Ofc Services Mgr I	2	2	2	1,827-2,197	52,134	52,728
Bus Taxes Rep II	31	35	35	1,827-2,197	882,570	897,081
Ofc Services Supvr III-Gen	5	5	5	1,544-1,854	111,084	111,240
Bus Taxes Rep I	7.6	8.5	8.5	1,407-1,827	154,578	161,566
Ofc Services Supvr II-Gen	8.7	9	9	1,358-1,768	167,431	170,688
Exec Secty I	-	0.5	0.5	1,389-1,653	9,918	9,918
Prog Techn III-Bus Taxes	29	29	29	1,358-1,611	548,288	554,914
Ofc Services Supvr I-Typing	1	1	1	1,214-1,551	16,346	17,042
Ofc Services Supvr I-Gen	7.8	8	8	1,214-1,551	132,827	134,066
Ofc Techn-Typing	3.8	3.5	3.5	1,214-1,551	59,081	59,415
Ofc Techn-Gen	15	17.5	17.5	1,214-1,551	285,668	289,919
Sr Acct Clk	4.3	5	5	1,214-1,551	83,100	84,572
Sr Word Processing Techn	1.3	2	2	1,260-1,486	34,468	35,176
Prog Techn II-Bus Taxes	22.3	18.5	18.5	1,214-1,425	308,084	311,974
Ofc Asst II-Typing	10.2	11	11	1,048-1,367	157,165	159,524
Acct Clk II	18.3	19.5	19.5	1,087-1,367	288,722	292,520
Steno	2.3	2	2	1,029-1,339	28,087	29,101
Microfilm Techn I	2	2	2	1,018-1,321	31,652	31,704
Ofc Asst II-Gen	64.3	60.5	60.5	1,048-1,309	848,353	863,081
Word Processing Techn	9.4	9	9	1,048-1,309	139,607	140,654
Calculating Mach Opr	1.3	1	1	1,126-1,309	15,708	15,708
Prog Techn I-Bus Taxes	0.9	12	12	1,126-1,309	163,008	168,480
Ofc Asst I-Typing	1	2	2	976-1,126	25,740	26,130
Ofc Asst I-Gen	7.4	17	17	944-1,087	202,131	208,478
Asst Clk	5.2	10	10	832-950	106,542	109,533
Excise Taxes:						
Supvng Tax Auditor II	1	1	1	2,651-3,357	38,400	38,400
Supvng Tax Auditor I	-	1	1	2,415-3,052	28,980	30,348
Tax Auditor IV	0.9	2	2	2,415-3,052	68,427	69,912
Tax Auditor III	5.8	6	6	2,197-2,778	176,778	182,236
Tax Auditor II	1.9	2	2	1,827-2,303	48,968	50,028
Ofc Services Supvr III-Gen	1	1	1	1,544-1,854	22,248	22,248
Auditor I	1.3	1	1	1,407-1,673	17,604	17,604
Ofc Services Supvr I-Gen	1	1	1	1,214-1,551	16,172	16,868
Ofc Techn-Typing	1.8	2	2	1,214-1,551	31,668	32,220
Sr Acct Clk	1	1	1	1,214-1,551	17,100	17,100
Ofc Asst II-Typing	4.5	4.8	4.8	1,048-1,367	67,890	69,794
Acct Clk II	7.5	7.5	7.5	1,087-1,367	111,568	113,216
Steno	1	1	1	1,029-1,339	14,517	15,067
Ofc Asst II-Gen	0.4	-	-	1,048-1,309	-	-
Ofc Asst I-Gen	0.5	1	1	944-1,087	11,964	12,348
Asst Clk	-	0.5	0.5	832-950	5,280	5,427
Districts:						
Bus Taxes Administrator V	4.9	5	5	3,200-3,869	232,140	232,140
Supvng Tax Auditor III	7.7	8	8	2,913-3,690	341,201	341,856
Bus Taxes Administrator IV	11.7	12	12	3,052-3,690	527,243	531,188
Supvng Tax Auditor II	17.7	18	18	2,651-3,357	692,156	694,968
Bus Taxes Administrator III	3	3	3	2,778-3,357	114,366	118,968
Bus Taxes Compliance Supvr III	16.7	17	17	2,651-3,200	648,005	652,652
Tax Auditor IV	77.5	80	80	2,415-3,052	2,789,728	2,804,510
Supvng Tax Auditor I	50.6	52	52	2,415-3,052	1,809,682	1,821,191
Prin Tax Compliance Supvr I	0.3	-	-	2,472-2,983	-	-
Bus Taxes Administrator II	7	7	7	2,415-2,913	244,692	244,692
Bus Taxes Compliance Supvr II	28.9	29	29	2,415-2,913	993,355	1,003,626
Tax Auditor III	286.6	299	299	2,197-2,778	9,111,071	9,307,255
Bus Taxes Administrator I	11.8	12	12	2,303-2,778	394,042	397,756
Tax Compliance Supvr II	1	1	1	2,303-2,778	33,336	33,336
Bus Taxes Compliance Supvr I	16.6	18	18	2,197-2,651	556,596	562,310
Bus Taxes Compliance Specialist	12.5	14	14	2,197-2,651	410,712	422,986
Tax Auditor II	236	241	241	1,827-2,303	5,859,056	6,055,569
Adm Asst I	1	1	1	1,827-2,303	27,636	27,636
Bus Taxes Rep II	196.4	195	195	1,827-2,197	4,926,778	5,017,815
Ofc Services Supvr III-Gen	0.7	1	1	1,544-1,854	19,064	19,964
Bus Taxes Rep I	36.2	50	50	1,407-1,827	898,700	937,668
Ofc Services Supvr II-Gen	2.2	3	3	1,358-1,768	55,847	57,491
Auditor I	70.6	95	95	1,407-1,673	1,713,679	1,787,301
Mgt Services Techn	0.6	3	3	1,177-1,565	54,562	56,200
Ofc Techn-Typing	56.8	61.7	61.7	1,214-1,551	1,025,943	1,040,848
Ofc Techn-Gen	5.5	5	5	1,214-1,551	83,961	84,630
Acctg Techn	1	1	1	1,214-1,551	17,100	17,100
Sr Acct Clk	2	2	2	1,214-1,551	34,200	34,200

0860 STATE BOARD OF EQUALIZATION—Continued

ORCANIZATIONAL UNIT Classification	NUMBER OF POSITIONS			EXPENDITURES		
	Filed 1983-84	Authorized 1984-85	Proposed 1985-86	Actual 1983-84	Estimated 1984-85	Proposed 1985-86
				SALARY RANGE		
Secty	34	34	34	1,236-1,512	583,462	587,043
Stock Clk	2.3	2	2	1,168-1,486	32,808	32,808
Prog Techn II-Bus Taxes	128.8	138	138	1,214-1,425	2,281,527	2,320,809
Ofc Asst II-Typing	161.4	172.2	172.2	1,048-1,367	2,405,371	2,452,875
Steno.....	14.4	14	14	1,029-1,339	210,144	212,657
Ofc Asst II-Cen	11.7	12.5	12.5	1,048-1,309	174,895	177,239
Calculating Mach Opr	1.1	1	1	1,126-1,309	13,812	14,304
Prog Techn I-Bus Taxes	21.9	22	22	1,126-1,309	320,790	330,460
Prog Techn Trainee-Gen	3.4	4.5	4.5	1,048-1,214	62,501	63,590
Ofc Asst I-Typing	9.2	19.5	19.5	976-1,126	238,617	246,278
Ofc Asst I-Cen	1.3	1	1	944-1,087	11,790	12,156
Asst Clk	2.6	1	1	832-950	10,680	10,979
Totals	2024.6	2173.2	2173.2	\$45,906,719	\$50,312,173	\$51,288,298
Property Taxes						
Administration:						
C.E.A. IV	1	1	1	3,618-4,680	56,160	56,160
C.E.A. III	1	1	1	3,357-4,464	53,568	53,568
Property Tax Administrator	1	1	1	3,200-3,869	46,428	46,428
Adm Asst II	1	1	1	2,197-2,651	31,812	31,812
Ofc Services Supvr II-Gen	0.9	1	1	1,358-1,768	19,332	19,332
Exec Secty I	2	2	2	1,389-1,653	39,672	39,672
Mgt Services Techn	0.1	-	-	1,177-1,565	-	-
Ofc Techn-Typing	1	1	1	1,214-1,551	17,100	17,100
Sr Word Processing Techn	2	2	2	1,260-1,486	35,663	35,664
Ofc Asst II-Typing	1	1	1	1,048-1,367	14,128	14,568
Word Processing Techn	3	4	4	1,048-1,309	59,574	60,288
Valuation:						
C.E.A. II	1	1	1	3,052-4,057	48,684	48,684
Prin Property Appraiser	2	2	2	2,913-3,518	84,432	84,432
Area Ofc Adm	2.9	3	3	2,778-3,357	120,852	120,852
Sr Property Appraiser	5.5	6	6	2,651-3,200	226,416	228,068
Sr Property Auditor-Appraiser	4.9	5	5	2,651-3,200	189,668	191,408
Supvr-Tax Area Services	1	1	1	2,197-2,651	30,378	31,452
Assoc Property Appraiser	16.9	17	17	2,197-2,651	532,920	538,242
Assoc Property Auditor-Appraiser	8.4	8	8	2,197-2,651	240,452	245,884
Cadastral Mgt Analyst	0.5	-	-	2,197-2,651	-	-
Supvr-Drafting Services.....	1.4	1	1	1,959-2,360	27,666	28,320
Asst Property Auditor-Appraiser	0.2	1	1	1,827-2,197	23,754	24,888
Sr Delineator	2.1	4	4	1,786-2,150	96,031	98,162
Sr Tax Area Delineator	1.5	1	1	1,786-2,150	25,800	25,800
Delineator	4.1	4	4	1,491-1,786	81,972	83,272
Ofc Services Supvr II-Cen	1	1	1	1,358-1,768	19,332	19,332
Prog Techn III-Property Taxes	1	1	1	1,358-1,611	19,332	19,332
Ofc Techn-Cen	1	1	1	1,214-1,551	17,100	17,100
Ofc Techn-Typing	1	1	1	1,214-1,551	17,100	17,100
Secty	1	1	1	1,236-1,512	17,448	17,448
Prog Techn II-Property Taxes	2	3	3	1,214-1,425	49,908	51,068
Mach Opr II-Cen	1	1	1	1,177-1,376	16,512	16,512
Ofc Asst II-Typing	2	2	2	1,048-1,367	29,136	29,136
Acct Clk II	1	1	1	1,087-1,367	15,120	15,120
Steno	1	1	1	1,029-1,339	13,841	14,337
Calculating Mach Opr	1	1	1	1,126-1,309	15,708	15,708
Prog Techn I-Property Taxes	1	-	-	1,126-1,309	-	-
Assessment Standards:						
C.E.A. II	1	1	1	3,052-4,057	48,684	48,684
Prin Property Appraiser	2	2	2	2,913-3,518	84,432	84,432
Area Ofc Adm	6	6	6	2,778-3,357	241,704	241,704
Sr Petroleum & Mining Engr	2	2	2	2,717-3,279	78,696	78,696
Sr Property Auditor-Appraiser	6.4	6	6	2,651-3,200	217,224	220,272
Sr Property Appraiser	7.5	8	8	2,651-3,200	300,612	302,136
Staff Services Mgr I	1	1	1	2,415-2,913	34,956	34,956
Assoc Property Appraiser	19.2	18	18	2,197-2,651	566,072	568,818
Assoc Mgt Analyst	0.3	-	-	2,197-2,651	-	-
Assoc Property Auditor-Appraiser	3.6	5	5	2,197-2,651	159,060	159,060
Asst Property Appraiser	1.1	3	3	1,827-2,197	79,836	82,018
Staff Services Analyst-Cen	1	1	1	1,407-2,197	22,494	23,548
Ofc Services Supvr II-Cen	1	1	1	1,358-1,768	18,352	19,092
Ofc Techn-Typing	1	1	1	1,214-1,551	17,100	17,100
Secty	2	2	2	1,236-1,512	34,719	34,896
Prog Techn II-Property Taxes	0.7	-	-	1,214-1,425	-	-
Ofc Asst II-Typing	3.2	4	4	1,048-1,367	54,060	55,344
Steno.....	2	2	2	1,029-1,339	29,084	29,823
Prog Techn I-Property Taxes	0.9	1	1	1,126-1,309	15,161	15,578
Timber Tax:						
C.E.A. II	1	1	1	3,052-4,057	48,684	48,684
Sr Forest Property Appraiser	4	4	4	2,651-3,200	153,600	153,600
Supvng Tax Auditor I	1	1	1	2,415-3,052	34,956	34,956
Tax Auditor III	1.8	2	2	2,197-2,778	58,176	59,448
Assoc DP Analyst	0.9	1	1	2,197-2,651	30,348	31,812
Gen Auditor III	1	1	1	2,197-2,651	30,120	31,568
Assoc Property Appraiser	0.5	-	-	2,197-2,651	-	-
Assoc Property Auditor-Appraiser	2	2	2	2,197-2,651	59,898	62,770
Assoc Forest Property Appraiser	7	7	7	2,197-2,651	218,502	221,342
Tax Auditor II	1.6	2	2	1,827-2,303	48,883	49,938

0860 STATE BOARD OF EQUALIZATION—Continued

ORGANIZATIONAL UNIT Classification	NUMBER OF POSITIONS			EXPENDITURES		
	Filed 1983-84	Authorized 1984-85	Proposed 1985-86	Actual 1983-84	Estimated 1984-85	Proposed 1985-86
				SALARY RANGE		
Bus Taxes Rep II	1.5	1	1	1,827-2,197	26,364	26,364
Bus Taxes Rep I	-	1	1	1,407-1,827	16,884	17,604
Auditor I	0.4	-	-	1,407-1,673	-	-
Ofc Techn-Typing	1.9	2	2	1,214-1,551	31,668	32,220
Prog Techn II-Property Taxes	2.2	4	4	1,214-1,425	65,674	68,052
Ofc Asst II-Typing	1	1.5	1.5	1,048-1,367	20,561	21,134
Prog Techn I-Property Taxes	0.6	-	-	1,126-1,309	-	-
Totals	170.7	177.5	177.5	\$4,905,183	\$5,179,503	\$5,231,898
TOTALS, AUTHORIZED POSITIONS	2666.6	2855.4	2855.4	\$61,745,814	\$67,476,922	\$68,662,156
Regular/Ongoing Positions	2,615.9	2,800	2,800	60,477,886	66,117,684	67,302,918
Temporary Help	50.7	55.4	55.4	1,046,052	1,043,635	1,043,635
Overtime	-	-	-	221,876	315,583	315,583

0890 SECRETARY OF STATE *

Executive	NUMBER OF POSITIONS			EXPENDITURES		
	Filed 1983-84	Authorized 1984-85	Proposed 1985-86	Actual 1983-84	Estimated 1984-85	Proposed 1985-86
				SALARY RANGE		
Secretary Of State	1	1	1	\$42,500	\$42,500	\$42,500
Chief Dep	1	1	1	4,772	68,004	68,004
Chief Asst	0.9	1	1	4,077-4,486	49,909	52,348
C.E.A. III	1	1	1	3,357-4,464	53,568	53,568
C.E.A. I	1	1	1	2,778-3,690	39,970	41,894
Adm Asst II	0.8	1	1	2,197-2,651	26,364	27,636
Exec Secty II	1	1	1	1,512-1,909	22,068	22,068
Sr Legal Typist	1	1	1	1,331-1,729	18,599	18,924
Exec Secty I	2	2	2	1,389-1,653	39,672	39,672
Office Asst II-Typing	1	1	1	1,048-1,367	14,568	14,568
Overtime	-	-	-	-	1,580	1,580
Totals	10.7	11	11	\$344,914	\$376,802	\$382,762
Administration And Staff Services						
Chief Of Operations	1	1	1	2,913-3,518	42,216	42,216
DP Mgr II	1	1	1	2,651-3,200	38,400	38,400
Staff Services Mgr II-Supvy	0.6	2	2	2,651-3,200	74,284	76,800
Legis Coordinator	1	1	1	2,651-3,200	38,400	38,400
Fiscal Off I	0.8	-	-	2,415-2,913	-	-
Personnel Mgr I	0.6	-	-	2,415-2,913	-	-
Assoc Programmer Analyst	4.7	5	5	2,197-2,651	147,234	151,330
Assoc Personnel Analyst	0.1	1	1	2,197-2,651	31,812	31,812
Assoc Mgt Analyst	1	1	1	2,197-2,651	31,812	31,812
Assoc Budget Analyst	0.3	1	1	2,197-2,651	34,354	34,354
Programmer II	1	1	1	1,827-2,197	21,924	22,944
Bus Service Off I	1	1	1	1,827-2,197	23,844	24,984
Acctg Off-Supvr	1.9	2	2	1,827-2,197	52,728	52,728
Materials & Stores Supvr I	0.1	1	1	1,401-1,827	17,161	17,897
Accountant I - Specialist	0.5	1	1	1,401-1,827	17,588	18,352
Collection Agent	1	1	1	1,491-1,786	20,952	21,432
Personnel Asst II	1	1	1	1,481-1,768	21,216	21,216
Editorial Techn	0.9	1	1	1,407-1,673	19,393	20,025
Key Data Supvr II	1	1	1	1,358-1,611	18,732	19,332
Office Services Supvr I-Typing	0.7	-	-	1,214-1,551	-	-
Office Techn-Typing	2.5	3	3	1,214-1,551	47,686	48,931
Acctg Techn	1.4	1	1	1,214-1,551	17,100	17,100
Computer Opr	2	2	2	1,198-1,523	36,478	36,552
Editorial Aid	0.1	-	-	1,288-1,523	-	-
Secty	2.7	3	3	1,236-1,512	49,728	50,292
Key Data Supvr I	2.6	3	3	1,260-1,486	52,706	53,435
Stock Clk	0.9	-	-	1,168-1,486	-	-
Office Asst II-Typing	7.8	9	9	1,048-1,367	124,068	126,528
Acct Clk II	0.6	-	-	1,087-1,367	-	-
Personnel Asst I	-	1	1	1,132-1,309	14,868	14,868
Office Asst II-Gen	2	2.5	2.5	1,048-1,309	36,126	36,126
Key Data Opr	24.2	26	26	976-1,309	390,688	393,346
Bookkeeping Mach Opr II	0.6	-	-	1,126-1,309	-	-
Bookkeeping Mach Opr I	0.4	1	1	1,048-1,309	13,514	13,964
Office Asst I-Typing	1.5	3	3	976-1,126	36,564	37,737
Seasonal Help	1.8	3.2	3.2	(44,791)	43,711	43,711
Temporary Help	2.4	0.6	0.6	(20,079)	15,460	15,460
Overtime	-	-	-	(23,186)	1,712	1,712
Totals	73.7	81.3	81.3	\$1,370,027	\$1,532,459	\$1,553,796
Archives						
Chief Of Archives	1	1	1	2,529-3,052	36,624	36,624
Archivist II	2	2	2	2,002-2,415	57,960	57,960
Adm Asst I	1	1	1	1,827-2,303	26,364	26,364
Archivist I	3	3	3	1,745-2,098	72,324	74,568
Office Services Supvr II-Gen	1	1	1	1,358-1,768	19,332	19,332
Exhibit Techn	0.7	1	1	1,401-1,666	19,092	19,992

*The Salary Range and the amounts shown in 1984-85 and 1985-86 for this department do not reflect the 1984-85 fiscal year salary increase adjustment. This adjustment is reflected in the departmental Summary by Object of the Governor's Budget.

0890 SECRETARY OF STATE—Continued

ORGANIZATIONAL UNIT	NUMBER OF POSITIONS			EXPENDITURES			
	Classification	Filed 1983-84	Authorized 1984-85	Proposed 1985-86	Actual 1983-84	Estimated 1984-85	Proposed 1985-86
SALARY RANGE							
Office Services Supvr I-Typing	0.9	1	1	1,214-1,551	16,462	17,100	
Document Restoration Techn	2	2	2	1,265-1,491	35,784	35,784	
Microfilm Techn II	1	1	1	1,222-1,437	16,756	17,244	
Office Asst II-Typing	1.3	3	3	1,048-1,367	40,133	40,973	
Office Asst II-Gen	0.5	1	1	1,048-1,309	13,444	13,888	
Office Asst I-Typing	0.5	-	-	976-1,126	-	-	
Temporary Help	1.2	0.2	0.2	(1,934)	2,810	2,810	
Totals	16.1	17.2	17.2	\$311,506	\$357,085	\$362,639	
Corporate Filing							
Staff Counsel I	2	2	2	2,845-3,440	82,560	82,560	
Div Chief	1	1	1	2,651-3,200	35,790	37,512	
Assoc Govtl Prog Analyst	1	1	1	2,197-2,651	31,812	31,812	
Corporation Asst	2.9	3	3	1,809-2,176	74,475	75,931	
Legal Documents Examiner	2	2	2	1,544-1,854	43,074	44,066	
Corporation Documents Examiner	9	9	9	1,544-1,854	192,356	196,231	
Office Services Supvr II-Gen	2	2	2	1,358-1,768	36,859	37,619	
Supvng Prog Techn II-Corp Filing	2	2	2	1,358-1,611	34,263	35,754	
Office Services Supvr I-Typing	3.9	5	5	1,214-1,551	78,551	81,156	
Office Techn-Typing	0.3	1	1	1,214-1,551	15,316	15,940	
Supvng Prog Techn I-Corp Filing	0.4	1	1	1,260-1,486	15,998	16,694	
Prog Techn II-Corporate Filing	11.3	12	12	1,214-1,425	186,862	194,512	
Office Asst II-Typing	49.1	45	45	1,048-1,367	630,628	640,105	
Office Asst II-Gen	3.8	4	4	1,048-1,309	57,516	58,008	
Word Processing Techn	2.1	2	2	1,048-1,309	28,784	29,136	
Prog Techn I-Corporate Filing	5.4	6	6	1,126-1,309	88,540	91,279	
Office Asst I-Typing	4.6	14	14	976-1,126	171,272	176,766	
Temporary Help	0.4	0.1	0.1	(1,215)	1,138	1,138	
Overtime	-	-	-	(27,613)	2,809	2,809	
Totals	103.2	112.1	112.1	\$1,657,520	\$1,808,603	\$1,849,028	
Elections							
Div Chief	1	1	1	2,913-3,518	38,252	40,127	
Asst Chief	1	1	1	2,651-3,200	38,400	38,400	
Elections Asst	1	1	1	2,415-2,913	34,956	34,956	
Assoc Govtl Prog Analyst	1.6	2	2	2,197-2,651	55,744	58,424	
Legal Counsel	0.5	1	1	2,051-2,591	31,092	31,092	
Staff Services Analyst-Gen	0.8	1	1	1,407-2,197	20,982	21,747	
Legal Documents Examiner	0.6	-	-	1,544-1,854	-	-	
Sr Legal Typist	1	1	1	1,331-1,729	18,624	18,924	
Office Services Supvr I-Typing	1	1	1	1,214-1,551	17,100	17,100	
Secty	1	1	1	1,236-1,512	17,448	17,448	
Office Asst II-Typing	1.7	1	1	1,048-1,367	14,568	14,568	
Office Asst II-Gen	1	1	1	1,048-1,309	14,084	14,568	
Office Asst I-Typing	0.2	1	1	976-1,126	12,188	12,579	
Temporary Help	0.1	0.1	0.1	(623)	1,643	1,643	
Overtime	-	-	-	(840)	5,533	5,533	
Semi Official Canvass.....	0.1	0.4	0.4	(2,275)	4,935	4,935	
Totals	12.6	13.5	13.5	\$284,061	\$325,549	\$332,044	
Political Reform							
Staff Counsel I	1	1	1	2,845-3,440	41,280	41,280	
Asst Chief	1	1	1	2,651-3,200	36,068	37,808	
Assoc Govtl Prog Analyst	1	1	1	2,197-2,651	31,812	31,812	
Office Services Supvr II-Gen	1	1	1	1,358-1,768	19,332	19,332	
Office Services Supvr I-Typing	1	1	1	1,214-1,551	16,752	17,100	
Secty	1	1	1	1,236-1,512	17,448	17,448	
Mach Opr II -Gen	1	1	1	1,177-1,376	16,512	16,512	
Office Asst II-Typing	3.5	4	4	1,048-1,367	55,835	57,302	
Office Asst II-Gen	2.6	3	3	1,048-1,309	41,681	42,602	
Word Processing Techn	1	1	1	1,048-1,309	14,392	14,568	
Office Asst I-Typing	0.1	-	-	976-1,126	-	-	
Office Asst I-Gen	0.1	-	-	944-1,087	-	-	
Temporary Help	1.6	1.2	1.2	(15,691)	16,642	16,642	
Overtime	-	-	-	(4,911)	1,590	1,590	
Totals	15.9	16.2	16.2	\$290,991	\$309,344	\$313,996	
Uniform Commercial Code							
Staff Services Mgr I	1	1	1	2,415-2,913	34,956	34,956	
Office Services Supvr II-Gen	1.9	2	2	1,358-1,768	35,980	37,505	
Office Services Supvr I-Gen	1.5	3	3	1,214-1,551	46,414	48,850	
Office Tech-Typing	0.8	1	1	1,214-1,551	16,346	17,042	
Office Services Supvr I-Typing	2.2	1	1	1,214-1,551	17,100	17,100	
Office Asst II-Typing	9.5	6	6	1,048-1,367	84,041	85,430	
Office Asst II-Gen	14.6	15	15	1,048-1,309	203,697	209,036	
Office Asst I-Typing	1.5	2	2	976-1,126	24,568	25,356	
Office Asst I-Gen	12.4	27	27	944-1,087	348,752	353,228	
Seasonal Clk	1.9	-	-	846-967	-	-	
Temporary Help	1.8	1.2	1.2	(3,853)	16,483	16,483	
Overtime	-	-	-	(29,581)	1,113	1,113	
Totals	49.1	59.2	59.2	\$669,352	\$829,450	\$846,099	

0890 SECRETARY OF STATE—Continued

ORGANIZATIONAL UNIT	NUMBER OF POSITIONS			EXPENDITURES		
	Filled 1983-84	Authorized 1984-85	Proposed 1985-86	Actual 1983-84	Estimated 1984-85	Proposed 1985-86
Notary Public						
Staff Services Mgr II-Managerial	0.2	-	-	SALARY RANGE		
Staff Services Mgr II-Supvy	0.8	1	1	2,651-3,200	-	-
Sr Special Investigator	1	1	1	2,651-3,200	31,812	33,336
Special Investigator I	1	2	2	2,113-2,546	30,552	30,552
Office Services Supvr I-Typing	1	1	1	1,723-2,319	52,764	52,764
Secty	1	1	1	1,214-1,551	17,100	17,100
Office Asst II-Typing	5.6	5.5	5.5	1,236-1,512	17,448	17,448
Steno	1	1	1	1,048-1,367	77,679	79,061
Office Asst II-Gen	1	1	1	1,029-1,339	15,396	15,396
Office Asst I-Typing	0.5	1	1	1,048-1,309	14,568	14,568
Totals	13.1	14.5	14.5	976-1,126	12,284	12,678
Limited Partnership						
Staff Services Mgr I	0.7	1	1	2,415-2,913	33,291	34,956
Assoc Govtl Prog Analyst	0.5	1	1	2,197-2,651	31,812	31,812
Legal Counsel	0.3	1	1	2,051-2,591	24,612	25,800
Supvng Prog Techn II-Corp Filing	0.9	2	2	1,358-1,611	34,346	35,807
Office Services Supvr I-Typing	0.3	1	1	1,214-1,551	15,074	15,659
Secty	0.2	1	1	1,236-1,512	17,448	17,448
Prog Techn II-Corporate Filing	2.3	10	10	1,214-1,425	155,778	159,840
Office Asst II-Typing	1.3	7	7	1,048-1,367	93,272	95,825
Word Processing Techn	0.2	2	2	1,048-1,309	28,452	28,872
Prog Techn I-Corporate Filing	-	1	1	1,126-1,309	13,584	14,040
Office Asst I-Typing	-	2	2	976-1,126	24,312	25,092
Temporary Help	1.5	1.6	1.6	(18,721)	26,852	26,852
Totals	8.2	30.6	30.6	\$153,894	\$498,833	\$512,003
TOTALS, AUTHORIZED POSITIONS	302.6	355.6	355.6	\$5,318,169	\$6,307,728	\$6,425,270
Regular/Ongoing Positions.....	291.7	347	347	5,122,856	6,163,717	6,281,259
Temporary Help	10.9	8.6	8.6	109,182	129,674	129,674
Overtime	-	-	-	86,131	14,337	14,337

0950 STATE TREASURER *

Administration						
				SALARY RANGE		
State Treasurer	1	1	1	\$42,500	\$42,500	\$42,500
Dep State Treasurer	1	1	1	4,772	57,264	73,780
Asst State Treasurer	1	1	1	4,486	53,832	70,525
C.E.A. III	1	1	1	3,357-4,464	53,568	53,568
Staff Counsel II	0.9	1	1	3,128-3,780	44,292	45,360
C.E.A. I	1	1	1	2,778-3,690	44,280	44,280
Treasury Prog Mgr II	1	1	1	2,651-3,200	38,400	38,400
Treasury Prog Mgr I	2	2	2	2,415-2,913	63,936	65,304
Assoc Treasury Prog Off	1.7	2	2	2,197-2,651	57,682	60,344
Asst Treasury Prog Off	1.3	1	1	1,591-2,197	24,024	25,176
Exec Secty II	1	1	1	1,512-1,809	18,469	19,304
Personnel Asst II	0.7	1	1	1,481-1,768	20,289	21,145
Sr Acct Clk	1	-	-	1,214-1,551	-	-
Acctg Techn	1.8	2	2	1,214-1,551	31,840	33,214
Personnel Asst I	0.1	-	-	1,126-1,551	-	-
Mgt Service Tech	-	2	2	1,177-1,565	33,504	34,932
Office Techn-Typing	1.6	-	-	1,214-1,555	-	-
Acct Clk II	1.1	1	1	1,087-1,367	14,216	14,752
Office Asst II-Typing	2	3	3	1,048-1,367	43,176	44,210
Temporary Help	0.8	0.2	0.2	(13,320)	3,000	3,000
Totals	22	22.2	22.2	\$623,148	\$644,272	\$689,794
Bond Sales & Services						
CEA V	0.5	0.5	0.5	3,980-4,960	29,760	29,760
Treasury Prog Mgr III	1	1	1	2,913-3,518	42,216	42,216
Treasury Prog Mgr II	0.1	1	1	2,651-3,200	38,400	38,400
Treasury Prog Mgr I	1	2	2	2,415-2,913	69,912	69,912
Assoc Treasury Prog Off	0.7	3	3	2,197-2,651	79,940	83,804
Asst Treasury Prog Off	1.3	2	2	1,591-2,197	45,456	46,356
Office Services Supvr II-Gen	-	2	2	1,358-1,768	32,592	34,104
Office Techn-Gen	2	2	2	1,214-1,551	34,200	34,200
Office Techn-Typing	1.9	5	5	1,214-1,551	77,034	79,386
Office Services Supvr I-Gen.....	-	1	1	1,214-1,551	14,568	15,120
Office Asst II-Typing	2.2	3	3	1,048-1,367	40,017	41,322
Bookkeeping Mach Opr II	1	1	1	1,126-1,309	15,708	15,708
Office Asst II-Gen	6	6	6	1,048-1,309	85,828	86,424
Office Asst I-Typing	2.2	7	7	976-1,126	86,060	88,828
Office Asst I-Gen	0.7	3	3	944-1,087	35,660	36,788
Temporary Help	10.6	9.6	9.6	(171,857)	117,978	117,978
Totals	31.2	49.1	49.1	\$569,597	\$845,329	\$860,306

*The Salary Range and the amounts shown in 1984-85 and 1985-86 for this department do not reflect the 1984-85 fiscal year salary increase adjustment. This adjustment is reflected in the departmental Summary by Object of the Governor's Budget.

0950 STATE TREASURER—Continued

ORCANIZATIONAL UNIT	NUMBER OF POSITIONS			EXPENDITURES			
	Classification	Filled 1983-84	Authorized 1984-85	Proposed 1985-86	Actual 1983-84	Estimated 1984-85	Proposed 1985-86
Investment				SALARY RANGE			
C.E.A. IV	1	1	1	3,618-4,680	56,160	56,160	
Exec Secty	1	1	1	4,486	53,832	61,248	
C.E.A. II	0.5	0.5	0.5	3,052-4,057	22,945	24,060	
Treasury Prog Mgr II	2.5	2.5	2.5	2,651-3,200	95,112	96,000	
Assoc Treasury Prog Off	1.7	2	2	2,197-2,651	57,682	60,344	
Asst Treasury Prog Off	0.3	-	-	1,591-2,197	-	-	
Office Techn-Typing	1	1	1	1,214-1,551	16,230	16,926	
Office Asst II-Typing	1	1	1	1,048-1,367	14,568	14,568	
Totals	9	9	9	\$298,878	\$316,529	\$329,306	
Paying & Receiving-Cashiering							
C.E.A. II	0.5	0.5	0.5	3,052-4,057	22,946	24,060	
Treasury Prog Mgr II	0.5	0.5	0.5	2,651-3,200	18,312	19,200	
Assoc Treasury Prog Off	1.7	2	2	2,197-2,651	59,024	60,344	
Asst Treasury Prog Off	1.3	2	2	1,591-2,197	48,096	49,223	
Mgt Services Techn	1	-	-	1,177-1,565	-	-	
Office Techn-Typing	1	1	1	1,214-1,551	17,100	17,100	
Treasury Teller	1	1	1	1,305-1,544	18,528	18,528	
Treasury Guard-Clk	1	1	1	1,214-1,425	17,100	17,100	
Office Asst II-Typing	1.4	2	2	1,048-1,367	27,732	28,152	
Office Asst I-Typing	0.5	-	-	976-1,126	-	-	
Totals	9.9	10	10	\$213,546	\$228,838	\$233,707	
Paying & Receiving-Data Processing							
DP Mgr II	1	1	1	2,651-3,200	38,400	38,400	
Treasury Prog Mgr I	1	1	1	2,415-2,913	34,956	34,956	
Systems Software Specialist I	1	1	1	2,415-2,913	34,956	34,956	
Assoc Treasury Prog Off	0.7	1	1	2,197-2,651	27,212	28,532	
Assoc Programmer Analyst	1	1	1	2,197-2,651	30,714	31,812	
Asst Treasury Prog Off	0.3	-	-	1,591-2,197	-	-	
Programmer II	0.5	1	1	1,827-2,197	21,924	22,944	
Computer Operations Supvr I	2	2	2	1,745-2,098	50,784	50,976	
Programmer I	0.4	-	-	1,407-1,827	-	-	
Sr DP Techn	1	2	2	1,462-1,745	38,484	39,216	
Sr Computer Opr	1.5	2	2	1,462-1,745	39,132	40,957	
Key Data Supvr II	1	1	1	1,358-1,611	19,332	19,332	
Supvng Acct Clk I	0.2	1	1	1,358-1,611	17,222	17,962	
Sr Acct Clk	1.7	1	1	1,214-1,551	16,404	17,100	
Office Techn-Cen	2.5	3	3	1,214-1,551	48,768	49,320	
Computer Opr	3.3	3	3	1,198-1,523	49,748	49,748	
Key Data Supvr I	1	1	1	1,260-1,486	17,832	17,832	
Acct Clk II	4	5	5	1,087-1,367	73,284	74,910	
Office Asst II-Typing	1	1	1	1,048-1,367	14,568	14,568	
Key Data Opr	5.8	6	6	976-1,309	90,206	91,086	
Office Asst II-Cen	1.5	2	2	1,048-1,309	26,153	26,993	
Office Asst I-Cen	2.1	2	2	944-1,087	23,870	24,632	
Temporary Help	7.6	10.4	10.4	(80,003)	153,275	153,275	
Totals	42.1	48.4	48.4	\$713,174	\$867,224	\$879,507	
Trust							
C.E.A. V	0.5	0.5	0.5	3,980-4,960	29,760	29,760	
Treasury Prog Mgr I	0.8	1	1	2,415-2,913	34,686	34,956	
Assoc Treasury Prog Off	0.2	-	-	2,197-2,651	-	-	
Asst Treasury Prog Off	1	2	2	1,591-2,197	48,052	49,223	
Treasury Vault Off	1	1	1	1,544-1,854	22,248	22,248	
Asst Treasury Vault Off	0.8	-	-	1,358-1,611	-	-	
Mgt Services Techn	1.3	1	1	1,177-1,565	18,780	18,780	
Office Techn-Typing	4.8	6	6	1,214-1,551	96,550	98,466	
Treasury Guard-Clk	5	5	5	1,214-1,425	84,224	85,384	
Office Asst II-Typing	1.4	2	2	1,048-1,367	27,732	28,152	
Office Asst I-Typing	0.6	-	-	976-1,126	-	-	
Temporary Help	0.5	0.2	0.2	5,361	3,000	3,000	
Totals	17.9	18.7	18.7	\$317,406	\$365,032	\$369,969	
Districts Securities							
Dist Securities Commissioners	-	-	-	50/day	3,600	3,600	
Exec Secty	1	1	1	3,440-4,156	49,872	49,872	
Asst Exec Secty	0.9	1	1	3,128-3,780	42,576	44,648	
Sr Engr	1.3	2	2	2,717-3,279	71,952	73,488	
Covtl Auditor III	1	1	1	2,197-2,651	31,812	31,812	
Asst Treasury Prog Off	1	1	1	1,591-2,197	26,364	26,364	
Office Asst II-Typing	0.2	1	1	1,048-1,367	13,164	13,164	
Word Processing Techn	0.8	-	-	1,048-1,309	-	-	
Temporary Help	0.9	-	-	(9,302)	-	-	
Totals	7.1	7	7	\$219,079	\$239,340	\$242,948	
TOTALS, AUTHORIZED POSITIONS	139.2	164.4	164.4	\$2,954,828	\$3,506,564	\$3,605,537	
Regular/Ongoing Positions	118.8	144	144	2,672,284	3,225,711	3,324,684	
Temporary Help	20.4	20.4	20.4	250,959	260,853	260,853	
Overtime	-	-	-	31,585	20,000	20,000	

0956 CALIFORNIA DEBT ADVISORY COMMISSION *

ORGANIZATIONAL UNIT Classification	NUMBER OF POSITIONS			EXPENDITURES		
	Filled 1983-84	Authorized 1984-85	Proposed 1985-86	Actual 1983-84	Estimated 1984-85	Proposed 1985-86
Administration				SALARY RANGE		
Exec Secty	1	1	1	\$4,867	\$53,832	\$53,832
C.E.A. I	1.6	2	2	2,778-3,690	77,185	80,209
Assoc Treasury Prog Off	-	1	1	2,415-2,913	27,636	28,980
Prog Specialist	3	3	3	1,827-2,197	72,495	74,979
Office Techn-Typing	1	3	3	1,214-1,551	46,236	47,340
Temporary Help	1	1	1	(19,885)	14,100	14,100
TOTALS, AUTHORIZED POSITIONS	7.6	11	11	\$218,528	\$291,484	\$299,440
<i>Regular/Ongoing Positions</i>	<i>6.6</i>	<i>10</i>	<i>10</i>	<i>198,643</i>	<i>277,384</i>	<i>285,340</i>
<i>Temporary Help</i>	<i>1</i>	<i>1</i>	<i>1</i>	<i>19,885</i>	<i>14,100</i>	<i>14,100</i>

0959 CALIFORNIA DEBT LIMIT ALLOCATION COMMITTEE *

Administration:				SALARY RANGE		
Exec Secty	-	0.5	1	\$3,311-4,004	\$21,952	\$43,704
Office Techn-Typing	-	0.5	1	1,335-1,706	8,640	17,280
TOTALS, AUTHORIZED POSITIONS	-	1	2	-	\$30,592	\$60,984
<i>Regular/Ongoing Positions</i>	<i>-</i>	<i>1</i>	<i>2</i>	<i>-</i>	<i>30,592</i>	<i>60,984</i>

0965 CALIFORNIA INDUSTRIAL DEVELOPMENT FINANCING ADVISORY COMMISSION *

Administration				SALARY RANGE		
Exec Secty	0.1	1	1	\$4,023-4,218	\$44,496	\$46,656
Treasury Prog Mgr I	-	1	1	2,415-2,913	28,980	30,348
Asst Treasury Prog Off	-	1	1	1,591-2,197	19,092	19,872
Office Asst II-Typing	-	1	1	1,048-1,367	12,576	13,044
TOTALS, AUTHORIZED POSITIONS	0.1	4	4	\$4,218	\$105,144	\$109,920
<i>Regular/Ongoing Positions</i>	<i>0.1</i>	<i>4</i>	<i>4</i>	<i>4,218</i>	<i>105,144</i>	<i>109,920</i>

0971 CALIFORNIA ALTERNATIVE ENERGY SOURCE FINANCING AUTHORITY *

Administration				SALARY RANGE		
Exec Secty	1	1	1	\$3,708-3,888	\$44,496	\$46,656
Office Techn-Typing	0.8	1	1	1,214-1,551	14,568	15,120
TOTALS, AUTHORIZED POSITIONS	1.8	2	2	\$56,693	\$59,064	\$61,776
<i>Regular/Ongoing Positions</i>	<i>1.8</i>	<i>2</i>	<i>2</i>	<i>56,693</i>	<i>59,064</i>	<i>61,776</i>

0974 CALIFORNIA POLLUTION CONTROL FINANCING AUTHORITY *

				SALARY RANGE		
Exec Secty	1	1	1	\$5,104	\$61,248	\$61,248
Dep Exec Secty	1	1	1	3,311-4,004	48,048	48,048
Asst Treasury Prog Officer	0.2	2	2	1,591-2,197	39,394	41,252
Mgt Services Techn	1.8	-	-	1,177-1,565	-	-
Office Asst II-Typing	0.4	1	1	1,048-1,367	14,568	14,568
Steno	0.2	1	1	1,029-1,339	15,396	15,396
Office Asst I-Typing	0.3	-	-	976-1,126	-	-
TOTALS, AUTHORIZED POSITIONS	4.9	6	6	\$143,833	\$178,654	\$180,512
<i>Regular/Ongoing Positions</i>	<i>4.9</i>	<i>6</i>	<i>6</i>	<i>143,833</i>	<i>178,654</i>	<i>180,512</i>

*The Salary Range and the amounts shown in 1984-85 and 1985-86 for this department do not reflect the 1984-85 fiscal year salary increase adjustment. This adjustment is reflected in the departmental Summary by Object of the Governor's Budget.

0977 CALIFORNIA HEALTH FACILITIES AUTHORITY *

ORCANIZATIONAL UNIT Classification	NUMBER OF POSITIONS			EXPENDITURES		
	Filled 1983-84	Authorized 1984-85	Proposed 1985-86	Actual 1983-84	Estimated 1984-85	Proposed 1985-86
Administration				SALARY RANGE		
Exec Director	1	1	1	\$4,867	\$58,404	\$58,404
Asst Treasury Prog Off	1.3	1.6	1.3	1,591-2,197	38,099	33,660
Office Techn-Typing	1	1	1	1,214-1,551	16,230	16,926
Totals	3.3	3.6	3.3	\$87,600	\$112,733	\$108,990
TOTALS, AUTHORIZED POSITIONS	3.3	3.6	3.3	\$87,600	\$112,733	\$108,990
<i>Regular/Ongoing Positions</i>	3.3	3.6	3.3	87,600	112,733	108,990

0980 CALIFORNIA HOUSING FINANCE AGENCY ¹ *

Executive Office				SALARY RANGE		
Exec Director	1	1	1	\$5,478	\$65,736	\$65,736
Adm Asst	-	1	1	2,197-2,651	31,812	31,812
Exec Secty.....	1	-	-	-	-	-
Totals, Executive Office	2	2	2	\$83,448	\$97,548	\$97,548
Administration						
Director's Office:						
Director	0.8	1	1	3,690-4,464	53,568	53,568
Exec Secty I	0.4	1	1	1,389-1,653	19,836	19,836
Administrative Services:						
Assoc Personnel Analyst	1	1	1	2,197-2,651	30,348	31,812
Staff Serv Analyst	1	1	1	2,197-2,651	28,980	30,348
Personnel Asst I	1	1	1	1,309-1,551	18,612	18,612
Office Techn	1	-	-	1,214-1,425	-	-
Word Processing Techn	1	1	1	1,126-1,309	15,708	15,708
Office Asst II	0.9	1	1	1,048-1,214	13,512	14,016
Intermittent Clerical	0.7	-	-	1,048-1,214	-	-
Data Processing:						
DP Mgr III	-	1	1	2,913-3,518	38,400	40,284
Programmer II.....	1	2	2	1,973-2,373	52,008	54,456
Programmer I	0.9	-	-	1,645-1,973	-	-
Intermittent Clerical	1.1	-	-	1,048-1,214	-	-
Fiscal Services:						
Comptroller, C.E.A. II	1	1	1	3,052-4,057	48,684	48,684
Acctg Admin I	0.8	1	1	2,415-2,913	34,956	34,956
Sr Acctg Off	1	3	3	2,197-2,651	86,940	91,044
Accountant I	2.9	3	3	1,401-1,666	54,828	57,276
Acctg Techn	13.4	12.5	12.5	1,214-1,425	205,050	213,750
Totals, Administration	29.9	30.5	30.5	\$609,623	\$701,430	\$724,350
Legal						
General Counsel's Office:						
Cen Counsel.....	1	1	1	4,464	53,568	53,568
Staff Counsel III	-	1	1	3,602-4,360	43,224	45,360
Staff Counsel II	1	1	1	3,128-3,780	41,280	43,224
Staff Counsel I	1.4	1	1	2,845-3,440	37,536	39,348
Staff Serv Analyst	1	1	1	2,197-2,651	28,980	30,348
Exec Secty I	1	1	1	1,389-1,653	19,836	19,836
Intermittent Clerical	0.8	0.8	0.8	1,048-1,214	10,810	11,213
Affirmative Action:						
Housing Finance Off	1	1	1	3,052-3,690	38,400	40,284
Housing Finance Specialist.....	-	1	1	2,415-2,913	33,336	34,956
Housing Finance Assoc	1.7	1	1	2,197-2,651	28,980	30,348
Secty	0.5	1	1	1,236-1,454	14,832	15,396
Totals, Legal.....	9.4	10.8	10.8	\$303,914	\$350,782	\$363,881
Government and Public Relations						
Director	1	1	1	3,451	41,412	41,412
Legislative Asst	0.7	1	1	2,197-2,651	31,812	31,812
Secty	1	1	1	1,236-1,454	16,740	17,448
Totals, Government and Public Relations	2.7	3	3	\$70,911	\$89,964	\$90,672
Financing						
Director	1	1	1	4,608	56,160	56,160
Housing Finance Off	1	1	1	3,052-3,690	40,284	42,216
Investment Off	1	1	1	2,913-3,518	42,216	42,216
Exec Secty.....	-	1	1	1,389-1,653	16,668	17,400
Office Techn	0.5	-	-	1,214-1,425	-	-
Totals, Financing.....	3.5	4	4	\$169,116	\$155,328	\$157,992

¹ The California Housing Finance Agency is reflected as a non-add budget in the Legislative/Judicial/Executive section of the Governor's budget, along with other bonding authorities on which the State Treasurer is a member. The Agency's budget is reflected here for informational purposes only and continues to be displayed in the Business, Transportation and Housing section.

*The Salary Range and the amounts shown in 1984-85 and 1985-86 for this department do not reflect the 1984-85 fiscal year salary increase adjustment. This adjustment is reflected in the departmental Summary by Object of the Governor's Budget.

0980 CALIFORNIA HOUSING FINANCE AGENCY—Continued

ORGANIZATIONAL UNIT	NUMBER OF POSITIONS			EXPENDITURES			
	Classification	Filed 1983-84	Authorized 1984-85	Proposed 1985-86	Actual 1983-84	Estimated 1984-85	Proposed 1985-86
Insurance							
Chief, Insurance Prog	-	1	1	3,357-4,057	48,684	48,684	
Housing Finance Off	-	1	1	3,052-3,690	36,624	38,400	
Secty	-	1	1	1,236-1,454	14,832	15,396	
Totals, Insurance	-	3	3	-	\$100,140	\$102,480	
Programs							
Division Management:							
Director	1	1	1	4,680	56,160	56,160	
Dep Director (Rental)	1	1	1	3,690-4,464	53,568	53,568	
Housing Finance Assoc	1	1	1	2,197-2,651	31,812	31,812	
Mgt Services Tech	1	1	1	1,421-1,690	17,772	18,528	
Exec Secty I	-	1	1	1,389-1,653	16,668	17,400	
Office Techn	0.6	0.7	0.7	1,214-1,425	15,708	16,404	
Single Family Programs:							
Housing Finance Chief	1	1	1	3,357-4,057	40,284	42,216	
Housing Finance Off	2	2	2	3,052-3,690	76,800	80,568	
Housing Finance Spec	2.6	4	4	2,415-2,913	121,392	127,248	
Housing Finance Assoc	3.8	4	4	2,197-2,651	105,456	110,544	
Secty	1	1	1	1,236-1,454	14,832	15,396	
Property Management:							
Northern California:							
Housing Finance Chief	1	1	1	3,357-4,057	44,280	46,428	
Housing Finance Off	3	4	4	3,052-3,690	168,864	177,120	
Housing Finance Specialist	-	1	1	2,415-2,913	28,980	30,348	
Housing Maint Insp	1	1	1	2,360-2,845	28,320	29,664	
Housing Finance Assoc	-	1	1	2,197-2,651	28,980	30,348	
Housing Finance Asst	1.4	1	1	1,827-2,197	24,024	25,176	
Housing Finance Trainee	-	1	1	1,523-1,827	-	-	
Secty	1	1	1	1,236-1,454	14,832	15,396	
Key Data Opr	1	0.5	0.5	1,126-1,309	7,008	7,284	
Southern California:							
Housing Finance Off	2.1	3	3	3,052-3,690	120,852	126,648	
Housing Finance Spec	1	1	1	2,415-2,913	33,336	34,956	
Maint Insp	-	1	1	2,360-2,845	28,320	29,664	
Housing Finance Assoc	1	2	2	2,197-2,651	52,728	55,272	
Housing Finance Asst	1	2	2	1,827-2,197	45,888	48,048	
Secty	-	1	1	1,236-1,454	14,832	15,396	
Key Data Opr	0.5	0.5	0.5	1,126-1,309	7,008	7,284	
Rental—North:							
Underwriting:							
Housing Finance Chief	-	1	1	3,357-4,057	46,428	48,684	
Housing Finance Off	1	2	2	3,052-3,690	80,568	84,432	
Housing Finance Spec	1	1	1	2,415-2,913	31,812	33,336	
Housing Finance Assoc	-	2	2	2,197-2,651	57,960	60,696	
Secty	-	1	1	1,236-1,454	14,832	15,396	
Office Techn	-	2	2	1,214-1,425	29,136	30,240	
Office Asst II	1.8	-	-	1,048-1,214	-	-	
Construction Services:							
Housing Finance Off	1	1	1	3,052-3,690	44,280	44,280	
Sr Fld Insp	-	-	-	2,717-3,279	-	-	
Fld Insp	2	2	2	2,519-3,128	71,592	75,072	
Housing Finance Asst	1	1	1	1,827-2,197	25,176	25,176	
Office Techn	0.8	-	-	1,214-1,425	-	-	
Rental—South:							
Underwriting:							
Housing Finance Chief	1	1	1	3,357-4,057	48,685	48,684	
Housing Finance Off	2	2	2	3,052-3,690	73,248	76,800	
Housing Finance Specialist	-	1	1	2,415-2,913	28,980	30,348	
Secty	1	-	-	1,236-1,454	-	-	
Steno	1	1	1	1,218-1,411	16,452	17,196	
Office Techn	0.9	1	1	1,214-1,425	14,568	15,120	
Architectural Services:							
Supvng Design Off	1	1	1	3,128-3,780	45,360	45,360	
Sr Design Off	-	1	1	2,717-3,279	35,796	37,536	
Assoc Design Off	1.1	1	1	-	28,320	29,664	
Construction Services:							
Housing Finance Chief	1	-	-	3,357-4,057	-	-	
Housing Finance Off	1	-	-	3,128-3,780	-	-	
Supvng Estimator	1	1	1	3,052-3,690	43,224	45,360	
Sr Field Insp	2	1	1	2,717-3,279	39,348	39,348	
Field Insp	1.8	2	2	2,591-3,128	71,592	75,072	
Assoc Estimator	1	1	1	2,360-2,845	32,604	34,140	
Housing Finance Asst	2	2	2	1,827-2,197	50,352	52,728	
Secty	1	-	-	1,236-1,454	-	-	
Office Techn	1	2	2	1,214-1,425	30,240	31,416	
Totals, Programs	58.4	70.7	70.7	\$1,750,966	\$2,159,256	\$2,244,960	
TOTALS, AUTHORIZED POSITIONS	105.1	124	124	\$2,987,978	\$3,654,448	\$3,781,883	
<i>Regular/Ongoing Positions</i>	105.1	124	124	2,987,978	3,654,448	3,781,883	

0983 CALIFORNIA URBAN WATERFRONT AREA RESTORATION FINANCING AUTHORITY *

ORGANIZATIONAL UNIT Classification	NUMBER OF POSITIONS			EXPENDITURES		
	Filed 1983-84	Authorized 1984-85	Proposed 1985-86	Actual 1983-84	Estimated 1984-85	Proposed 1985-86
Administration				SALARY RANGE		
Exec Director	0.5	1	1	\$4,023-4,218	\$50,616	\$50,616
TOTALS, AUTHORIZED POSITIONS	0.5	1	1	\$22,248	\$50,616	\$50,616
Regular/Ongoing Positions	0.5	1	1	22,248	50,616	50,616


0986 CALIFORNIA STUDENT LOAN AUTHORITY *

ORGANIZATIONAL UNIT Classification	NUMBER OF POSITIONS			EXPENDITURES		
	Filed 1983-84	Authorized 1984-85	Proposed 1985-86	Actual 1983-84	Estimated 1984-85	Proposed 1985-86
Administration				SALARY RANGE		
Exec Director	0.7	1	1	\$3,015-3,159	\$37,908	\$37,908
Assoc Treasury Prog Off	0.7	1	1	2,197-2,651	27,212	28,532
Asst Treasury Prog Off	0.3	-	-	1,591-2,197	-	-
Steno.....	1	1	1	1,029-1,339	14,973	15,396
TOTALS, AUTHORIZED POSITIONS.....	2.7	3	3	\$61,223	\$80,093	\$81,836
Regular/Ongoing Positions.....	2.7	3	3	61,223	80,093	81,836

0989 CALIFORNIA EDUCATIONAL FACILITIES AUTHORITY *

ORGANIZATIONAL UNIT Classification	NUMBER OF POSITIONS			EXPENDITURES		
	Filed 1983-84	Authorized 1984-85	Proposed 1985-86	Actual 1983-84	Estimated 1984-85	Proposed 1985-86
Exec Secty	1	1	1	SALARY RANGE		
Office Techn-Typing	1	1	1	\$3,015-3,159	\$37,908	\$37,908
TOTALS, AUTHORIZED POSITIONS	2	2	2	1,214-1,551	16,346	17,042
Regular/Ongoing Positions.....	2	2	2	\$48,572	\$54,254	\$54,950
				48,572	54,254	54,950

*The Salary Range and the amounts shown in 1984-85 and 1985-86 for this department do not reflect the 1984-85 fiscal year salary increase adjustment. This adjustment is reflected in the departmental Summary by Object of the Governor's Budget.



1100 MUSEUM OF SCIENCE AND INDUSTRY *

ORGANIZATIONAL UNIT	NUMBER OF POSITIONS			EXPENDITURES			
	Classification	Filled 1983-84	Authorized 1984-85	Proposed 1985-86	Actual 1983-84	Estimated 1984-85	Proposed 1985-86
Administration							
Office Of The Director:							
Director	1	1	1	\$4,486	\$53,832	\$53,832	
Chief Dep Director	0.1	-	-	3,357-4,057	-	-	
C.E.A. II	0.9	1	1	3,052-4,057	46,249	48,496	
C.E.A. I	1	1	1	2,778-3,690	44,280	44,280	
Adm Asst I	1	1	1	1,827-2,303	26,364	26,364	
Office Techn-Typing	0.9	2	2	1,214-1,551	30,975	32,286	
Sec'y	1	1	1	1,236-1,512	17,448	17,448	
Office Asst II-Typing	0.5	1	1	1,048-1,367	13,164	13,339	
Business Office:							
Staff Services Mgr I	1	1	1	2,415-2,913	34,956	34,956	
Assoc Pers Analyst	1	1	1	2,197-2,651	27,860	29,208	
Acctg Off-Supvr	1	1	1	1,827-2,197	26,364	26,364	
Accountant I - Specialist	1	1	1	1,401-1,827	19,992	19,992	
Acctg Techn	1	2	2	1,214-1,551	31,638	32,220	
Pers Asst I	1	2	2	1,126-1,551	34,320	35,016	
Office Asst II-Typing	1	1	1	1,048-1,367	13,776	14,248	
Bookkeeping Mach Opr 1	0.9	1	1	1,048-1,309	14,568	14,568	
Telephone Opr	1	1	1	1,048-1,214	14,568	14,568	
Mail Room:							
Property Clk 1	1	1	1	1,401-1,827	19,992	19,992	
Office Asst II-Gen	0.4	1	1	1,048-1,309	14,568	14,568	
Afro American Museum:							
Exec Director	0.8	1	1	3,708-3,888	44,496	46,656	
Adm Officer	0.6	1	1	2,197-2,651	28,532	29,892	
Adm Asst I	0.2	1	1	1,827-2,303	21,924	22,944	
Office Techn-Typing	-	1	1	1,214-1,551	17,100	17,100	
Sec'y	-	1	1	1,236-1,512	14,832	15,396	
Office Asst II-Typing	1	1	1	1,048-1,367	12,954	13,374	
Totals	19.3	27	27	\$565,879	\$624,782	\$637,107	
Museum Operation							
Exhibits:							
Mgr Of Exhibit Services	0.3	1	1	2,651-3,200	37,512	38,400	
Exhibit Specialist	-	2	2	1,591-1,912	44,868	45,888	
Exhibit Designer-Installer	1.3	4	4	1,462-1,745	77,151	78,636	
Exhibit Techn	-	2	2	1,401-1,666	36,504	37,536	
Exhibits-Temporary:							
Exhibit Specialist	1	-	-	1,591-1,912	-	-	
Exhibit Designer-Installer	0.8	-	-	1,462-1,745	-	-	
Exhibit Techn	1.1	-	-	1,401-1,666	-	-	
Graphics & Printing:							
Mach Opr III-Gen	1	1	1	1,222-1,437	17,244	17,244	
Education:							
Dep Director	0.9	1	1	3,357-4,057	48,684	48,684	
Administrator-Industrial Educ	1	1	1	2,995-3,618	39,210	41,096	
Adm Asst I	0.8	1	1	1,827-2,303	26,084	26,364	
Staff Services Analyst-Gen	1	1	1	1,407-2,197	24,024	25,176	
Office Asst II-Typing	0.3	0.6	0.6	1,048-1,367	7,772	8,024	
Steno	1.3	2	2	1,029-1,339	29,688	29,688	
Public Information:							
Info Off I	1	1	1	2,197-2,651	31,812	31,812	
Asst Info Off	0.2	1	1	1,827-2,197	22,179	23,214	
Editorial Techn	0.4	1	1	1,407-1,673	17,544	18,319	
Steno	0.7	1	1	1,029-1,339	15,396	15,396	
Audio Visual:							
Audio-Visual Techn	2	2	2	1,401-1,666	38,437	39,804	
Security:							
Supvng Museum Security Off	3	3	3	1,604-1,924	70,616	70,616	
Museum Security Off	14	2	2	1,476-1,757	42,168	42,168	
Security Guard	2.2	3	3	1,075-1,246	45,560	45,896	
Plant Maintenance:							
Chief - Plant Operation III	1	1	1	2,450-2,954	35,448	35,448	
Chief Engr I	1	1	1	2,253-2,478	27,636	27,636	
Stationary Engr	2	2	2	1,931-2,361	51,504	51,504	
Electrician II	0.5	-	-	1,959-2,360	-	-	
Electrician I	3.9	4	4	1,868-2,251	97,253	98,356	
Carpenter II	0.2	1	1	1,868-2,251	24,612	24,612	
Plumber I	0.2	0.5	0.5	1,868-2,251	11,420	11,984	
Museum Electrician	1.5	2	2	2,051-2,251	54,024	54,024	
Painter I	1.3	2	2	1,786-2,150	45,268	46,288	
Locksmith	0.4	1	1	1,786-2,150	21,842	22,871	
Bldg & Maint Worker	1.6	2	2	1,557-1,868	39,594	40,488	
Lead Groundskeeper	1	1	1	1,401-1,827	19,992	19,992	
Groundskeeper	-	1	1	1,342-1,666	16,458	17,544	
Janitor Supvr II	1	1	1	1,239-1,591	17,544	17,544	
Janitor Supvr I	2	2	2	1,114-1,407	31,056	31,056	
Office Asst II-Gen	1	1	1	1,048-1,309	14,568	14,568	
Janitor	14.3	22	22	1,038-1,294	302,587	306,903	
Aero-Space Science:							
Administrator-Science Prog	1	1	1	2,995-3,618	41,096	43,082	
Computer Systems Analyst	-	1	1	2,197-2,651	26,376	27,695	

*The Salary Range and the amounts shown in 1984-85 and 1985-86 for this department do not reflect the 1984-85 fiscal year salary increase adjustment. This adjustment is reflected in the departmental Summary by Object of the Governor's Budget.

1100 MUSEUM OF SCIENCE AND INDUSTRY—Continued

ORGANIZATIONAL UNIT Classification	NUMBER OF POSITIONS			EXPENDITURES		
	Filled 1983-84	Authorized 1984-85	Proposed 1985-86	Actual 1983-84	Estimated 1984-85	Proposed 1985-86
				SALARY RANGE		
Exhibit Designer-Installer	0.3	-	-	1,462-1,745	-	-
Steno	0.3	1	1	1,029-1,339	12,738	13,158
Afro American Museum:						
Prog Mgr Visual Arts	-	1	1	2,651-3,200	31,812	33,403
Prog Mgr	1	1	1	2,651-3,200	36,772	38,400
Registrar of Collections	-	1	1	2,098-2,529	25,176	26,364
Coordinator of Activities	-	1	1	1,750-2,188	21,000	22,050
Exhibit Designer-Installer	0.4	1	1	1,462-1,745	17,544	18,276
Hall Of Economics And Finance:						
Administrator-Economics Prog	1	1	1	2,995-3,618	43,249	43,416
Programmer I	0.8	1	1	1,407-1,827	17,424	18,189
Exhibit Designer-Installer	0.4	-	-	1,462-1,745	-	-
Editorial Aid	0.2	1	1	1,288-1,523	15,780	16,458
Office Asst II-Typing	0.2	1	1	1,048-1,367	13,234	13,660
Temporary Help	12.1	25	25	(184,980)	309,447	309,447
Totals	84.9	112.1	112.1	\$1,581,031	\$2,094,907	\$2,128,377
Parking Lots						
Parking Operations Supvr	0.9	1	1	2,002-2,415	25,080	26,265
Maint Mechanic	1	1	1	1,868-2,251	24,612	24,612
Asst Parking Operations Supvr	0.5	1	1	1,666-1,827	19,992	20,940
Maint Worker	0.5	1	1	1,596-1,750	19,845	20,769
Temporary Help	9.2	11.8	11.8	(124,955)	124,000	124,000
Overtime	-	-	-	(101,477)	91,464	91,464
Totals	12.1	15.8	15.8	\$290,886	\$304,993	\$308,050
TOTALS, AUTHORIZED POSITIONS	116.3	154.9	154.9	\$2,437,796	\$3,024,682	\$3,073,534
<i>Regular/Ongoing Position</i>	<i>95</i>	<i>118.1</i>	<i>118.1</i>	<i>2,026,384</i>	<i>2,499,771</i>	<i>2,548,623</i>
<i>Temporary Help</i>	<i>21.3</i>	<i>36.8</i>	<i>36.8</i>	<i>309,935</i>	<i>433,447</i>	<i>433,447</i>
<i>Overtime</i>	<i>-</i>	<i>-</i>	<i>-</i>	<i>101,477</i>	<i>91,464</i>	<i>91,464</i>

1110 DEPARTMENT OF CONSUMER AFFAIRS *

ORGANIZATIONAL UNIT Classification	NUMBER OF POSITIONS			EXPENDITURES		
	Filled 1983-84	Authorized 1984-85	Proposed 1985-86	Actual 1983-84	Estimated 1984-85	Proposed 1985-86
				SALARY RANGE		
Board Of Accountancy						
Bd Members (9) per diem	-	-	-	\$50 per day	\$10,000	\$10,000
Committee Members per diem	-	-	-	50 per day	31,000	31,000
Exec Secty	1	1	1	3,372-3,534	42,408	42,408
Asst Secty	1	2	2	2,251-2,717	65,208	65,208
Assoc Govtl Prog Analyst	1.8	1	1	2,197-2,651	31,812	31,812
Consumer Services Rep	0.5	1	1	1,706-2,051	20,952	21,924
Mgt Services Techn	-	1	1	1,177-1,565	17,962	18,640
Office Techn-Typing	0.5	-	-	1,214-1,551	-	-
Office Services Supvr I-Typing	1	-	-	1,214-1,551	-	-
Secty	1.6	2	2	1,236-1,512	34,635	34,896
Office Techn-Cashiering	0.8	1	1	1,214-1,425	15,074	15,659
Office Asst II-Typing	11.2	12	12	1,048-1,367	171,138	172,965
Steno	1	1	1	1,029-1,339	15,396	15,396
Office Asst I-Typing	0.1	-	-	976-1,126	-	-
Examination Proctor	3.9	3.2	3.2	(52,787)	57,211	57,211
Temporary Help	2.9	2.3	2.3	(34,710)	31,497	31,497
Totals	27.3	27.5	27.5	\$494,587	\$544,293	\$548,616
Board Of Architectural Examiners						
Bd Members (9) per diem	-	-	-	50 per day	12,800	12,800
Exec Off	1	1	1	3,069-3,216	38,592	38,592
Assoc Govtl Prog Analyst	-	1	1	2,197-2,651	26,364	27,636
Adm Asst I	0.1	-	-	1,827-2,303	-	-
Staff Services Analyst-Gen	2.8	2	2	1,407-2,197	44,103	46,158
Office Services Supvr I-Typing	1	1	1	1,214-1,551	15,414	16,056
Office Techn-Typing	-	0.5	0.5	1,214-1,551	8,550	8,550
Sr Steno	1	1	1	1,236-1,512	17,448	17,448
Office Asst II-Typing	3.1	4.5	4.5	1,048-1,367	63,135	63,765
Commissioners	2.5	2.5	2.5	(31,900)	37,378	37,378
Examination Proctors	4	2.5	2.5	(52,865)	29,862	29,862
Temporary Help	1.5	0.2	0.2	(14,071)	5,588	5,588
Overtime	-	-	-	(500)	-	-
Totals	17	16.2	16.2	\$281,391	\$299,234	\$303,833
Athletic Commission						
Commission Members (8) per diem	-	-	-	50 per day	4,187	4,187
Exec Off	1	1	1	3,372-3,534	42,084	42,408
Asst Exec Off	0.8	1	1	2,360-2,845	34,140	34,140
Chief Athletic Inspector	1	1	1	2,329-2,809	34,068	34,068
Asst Chief Athletic Inspector	1.4	1	1	2,113-2,546	30,552	30,552
Staff Services Analyst-Gen	0.6	1	1	1,407-2,197	26,364	26,364
Office Techn-Typing	0.4	1	1	1,214-1,551	16,694	17,100
Office Asst II-Typing	2.1	5	2	1,048-1,367	67,394	29,048

*The Salary Range and the amounts shown in 1984-85 and 1985-86 for this department do not reflect the 1984-85 fiscal year salary increase adjustment. This adjustment is reflected in the departmental Summary by Object of the Governor's Budget.

1110 DEPARTMENT OF CONSUMER AFFAIRS—Continued

ORGANIZATIONAL UNIT Classification	NUMBER OF POSITIONS			EXPENDITURES		
	Filled 1983-84	Authorized 1984-85	Proposed 1985-86	Actual 1983-84	Estimated 1984-85	Proposed 1985-86
				SALARY RANGE		
Steno.....	0.1	-	-	1,029-1,339	-	-
Inspectors	1.4	2.5	2.5	(25,009)	33,939	33,939
Temporary Help	0.1	-	-	(3,853)	-	-
Overtime.....	-	-	-	(444)	-	-
Totals	8.9	13.5	10.5	\$220,982	\$289,422	\$251,806
Bureau Of Automotive Repair						
Automotive Repair Program:						
Bd Members (9) per diem.....	-	-	-	50 per day	4,000	4,000
Bur Chief	1	1	1	4,077-4,274	51,288	51,288
Dep Chief	0.5	1	1	3,372-3,534	42,408	42,408
Prog Mgr I	2	2	2	2,845-3,279	78,243	78,696
Prog Rep III	1.8	2	2	2,546-3,072	72,876	73,728
Assoc Auto Equipt Stds Engr	1	1	1	2,360-2,845	33,209	34,073
Prog Rep II	9.8	10	10	2,319-2,799	315,478	322,126
Prog Rep I	22.2	27	27	2,113-2,546	710,695	741,433
Asst Auto Equipt Stds Engr	0.3	-	-	1,959-2,360	-	-
Asst Info Off	1	1	1	1,827-2,197	26,364	26,364
Staff Services Analyst-Gen	1.8	2	2	1,407-2,197	48,458	49,488
Sr Station-Vehicle Inspection Spec	0.6	-	-	1,912-2,098	-	-
Consumer Services Rep	19.3	20	20	1,706-2,051	474,358	482,933
Auto Mechanic	0.6	2	2	1,666-2,002	39,984	41,880
Station-Vehicle Inspection Spec	2.8	-	-	1,745-1,912	-	-
Office Services Supvr III-Gen	0.9	1	1	1,544-1,854	21,138	22,162
Office Services Supvr II-Gen	0.1	-	-	1,358-1,768	-	-
Exec Secty I	0.9	1	1	1,389-1,653	18,480	19,300
Supvng Prog Techn II-Auto Repairs ..	0.8	1	1	1,358-1,611	17,527	18,287
Office Services Supvr I-Typing	3.2	4	4	1,214-1,551	67,820	68,400
Acctg Techn	0.7	-	-	1,214-1,551	-	-
Office Services Supvr I-Gen.....	0.3	-	-	1,214-1,551	-	-
Office Techn-Typing	0.2	1	1	1,214-1,551	15,218	15,824
Office Techn-Gen	0.8	-	-	1,214-1,551	-	-
Secty	0.3	-	-	1,236-1,512	-	-
Supvng Prog Techn I-Auto Repair	0.1	-	-	1,260-1,486	-	-
Prog Techn II-Auto Repair	6.7	8	8	1,214-1,425	124,446	128,360
Office Techn-Cashiering	1.7	2	2	1,214-1,425	33,330	34,026
Acct Clk II	0.3	-	-	1,087-1,367	-	-
Office Asst II-Typing	21.7	25	25	1,048-1,367	353,587	355,912
Word Processing Techn	2.8	3	3	1,048-1,309	45,293	45,852
Prog Techn I-Auto Repair	0.7	-	-	1,126-1,309	-	-
Office Asst II-Gen.....	5	6	6	1,048-1,309	86,968	87,408
Examination Proctors.....	1.4	1.5	1.5	(20,925)	22,169	22,169
Temporary Help	1.4	2.1	2.1	(18,790)	41,407	41,407
Overtime	-	-	-	(29,998)	11,960	11,960
Totals	114.7	124.6	124.6	\$2,463,425	\$2,756,704	\$2,819,484
Vehicle Inspection Program: ²						
Vehicle Inspection:						
Vehicle Inspection Prog Coordinator ..	0.7	-	-	2,415-2,913	-	-
Prog Rep II	0.3	-	-	2,319-2,799	-	-
Test Systems Inspector III	0.9	-	-	2,150-2,591	-	-
Prog Rep I	0.8	-	-	2,113-2,546	-	-
Test Systems Inspector II	1.8	-	-	1,959-2,360	-	-
Test Systems Inspector I	1.5	-	-	1,868-2,251	-	-
Sr Station-Vehicle Inspection Spec	0.8	-	-	1,912-2,098	-	-
Consumer Services Rep	1	-	-	1,706-2,051	-	-
Station-vehicle Inspection Spec	4.1	-	-	1,745-1,912	-	-
Office Services Supvr II-Gen	0.3	-	-	1,358-1,768	-	-
Sr DP Techn	0.7	-	-	1,462-1,745	-	-
Office Techn-Typing	0.6	-	-	1,214-1,551	-	-
Office Services Supvr I-Typing	0.7	-	-	1,214-1,551	-	-
Office Asst II-Typing	2.3	-	-	1,048-1,367	-	-
Acct Clk II	0.1	-	-	1,087-1,367	-	-
Steno.....	0.9	-	-	1,029-1,339	-	-
Office Asst II-Gen.....	0.4	-	-	1,048-1,309	-	-
Word Processing Techn	1.3	-	-	1,048-1,309	-	-
Temporary Help	0.9	-	-	(11,763)	-	-
Overtime.....	-	-	-	(5,214)	-	-
Totals	20.1	-	-	\$421,501	-	-
Biennial Vehicle Inspection Prog:						
C.E.A. II	1	1	-	3,052-4,057	43,224	-
C.E.A. I	1	1	-	2,778-3,690	34,956	-
Prog Mgr II	1.8	2	-	2,983-3,602	75,144	-
Sr Auto Equipt Stds Engr	0.3	1	-	2,717-3,279	35,512	-
Prog Mgr I	2	3	-	2,845-3,279	107,596	-
Research Prog Specialist II	0.2	1	-	2,651-3,200	38,400	-
Prog Rep III	0.8	1	-	2,546-3,072	31,659	-
Staff DP Analyst	1	1	-	2,415-2,913	34,956	-
DP Mgr I	1	1	-	2,415-2,913	34,956	-
Staff Services Mgr I	0.5	1	-	2,415-2,913	31,080	-
Research Mgr I-Gen.....	1	1	-	2,415-2,913	34,956	-
Vehicle Inspection Prog Coordinator ..	0.3	1	-	2,415-2,913	34,956	-
Assoc Auto Equipt Stds Engr	1.6	2	-	2,360-2,845	65,358	-
Assoc Control System Engr	1	1	-	2,360-2,845	34,140	-

1110 DEPARTMENT OF CONSUMER AFFAIRS—Continued

ORGANIZATIONAL UNIT	NUMBER OF POSITIONS			EXPENDITURES			
	Classification	Filled 1983-84	Authorized 1984-85	Proposed 1985-86	Actual 1983-84	Estimated 1984-85	Proposed 1985-86
SALARY RANGE							
Prog Rep II	13.8	19	-	2,319-2,799	582,825	-	-
Statistical Methods Analyst III	0.8	1	-	2,303-2,778	30,234	-	-
Assoc Programmer Analyst	0.8	1	-	2,197-2,651	31,812	-	-
Assoc DP Analyst	0.8	1	-	2,197-2,651	28,756	-	-
Audio-Visual Specialist	0.2	-	-	2,197-2,651	-	-	-
Financial Examiner III	0.4	1	-	2,197-2,651	30,836	-	-
Assoc Personnel Analyst	0.4	-	-	2,197-2,651	-	-	-
Assoc Budget Analyst	0.4	1	-	2,197-2,651	26,894	-	-
Assoc Mgt Analyst	1	-	-	2,197-2,651	31,812	-	-
Assoc Govtl Prog Analyst	0.6	1	-	2,197-2,651	27,212	-	-
Info Off I	0.7	1	-	2,197-2,651	26,364	-	-
Research Analyst II-Gen	0.9	1	-	2,197-2,651	31,812	-	-
Test Systems Inspector III	0.1	1	-	2,150-2,591	31,092	-	-
Prog Rep I	45.6	104	-	2,113-2,546	2,747,225	-	-
Asst Auto Equip Stds Engr	0.1	5	-	1,959-2,360	117,540	-	-
Test Systems Inspector II	0.2	2	-	1,959-2,360	56,640	-	-
Statistical Methods Analyst II	-	1	-	1,912-2,303	22,944	-	-
Test Systems Inspector I	0.6	2	-	1,868-2,251	54,024	-	-
Programmer II	2.8	2	-	1,827-2,197	48,090	-	-
Staff Services Analyst-Gen	1	3	-	1,407-2,197	65,649	-	-
Consumer Services Rep	0.3	1	-	1,706-2,051	24,612	-	-
Auto Mechanic	0.4	3	-	1,666-2,002	60,292	-	-
Graphic Artist	0.9	1	-	1,630-1,959	19,560	-	-
Station-Vehicle Inspection Spec	1.6	1	-	1,745-1,912	22,944	-	-
Programmer I	-	1	-	1,407-1,827	16,884	-	-
Office Services Supvr II-Gen	0.7	2	-	1,358-1,768	35,568	-	-
Sr DP Techn	0.3	1	-	1,462-1,745	20,150	-	-
Mgt Services Techn	0.5	2	-	1,177-1,565	35,306	-	-
Office Techn-Typing	3.2	6	-	1,214-1,551	98,641	-	-
Office Services Supvr I-Typing	0.9	1	-	1,214-1,551	14,568	-	-
DP Techn	0.8	1	-	1,198-1,523	16,230	-	-
Secty	0.6	2	-	1,236-1,512	32,280	-	-
Prog Techn II-Auto Repair	10.1	29	-	1,214-1,425	462,247	-	-
Statistical Clk	0.3	1	-	1,214-1,425	15,028	-	-
Office Asst II-Typing	12.8	30	-	1,048-1,367	414,608	-	-
Office Asst II-Gen	1.4	3	-	1,048-1,309	42,720	-	-
Prog Techn I-Auto Repair	0.2	1	-	1,126-1,309	15,074	-	-
Word Processing Tech	1.4	3	-	1,048-1,309	47,075	-	-
Temporary Help	4.3	10	-	(51,237)	106,000	-	-
Overtime	-	-	-	(64,843)	-	-	-
Totals	125.4	265	-	\$2,987,472	\$6,128,441	-	-
Totals, Vehicle Inspection Pro- gram	145.5	265	-	\$3,408,973	\$6,128,441	-	-
Totals, Bureau Of Automotive Re- pair	260.2	389.6	124.6	\$5,872,398	\$8,885,145	\$2,819,484	
Board Of Barber Examiners							
Bd Members (6) per diem	-	-	-	50 per day	6,950	6,950	
Committee Members per diem	-	-	-	50 per day	1,000	1,000	
Secty	0.8	1	1	3,372-3,534	40,788	42,408	
Examiner In Barbering	5	5	5	1,706-2,051	118,296	121,220	
Office Services Supvr II-Gen	1	1	1	1,358-1,768	18,222	18,972	
Secty	1	1	1	1,236-1,512	17,448	17,448	
Office Asst II-Typing	3.5	4	4	1,048-1,367	56,693	57,113	
Steno	1	1	1	1,029-1,339	15,396	15,396	
Examination Proctors	0.1	-	-	(754)	-	-	
Intermittent Examininers	-	0.5	0.5	-	9,148	9,148	
Temporary Help	1.1	-	-	(18,124)	-	-	
Totals	13.5	13.5	13.5	\$267,387	\$283,941	\$289,655	
Board Of Behavioral Science Examiners							
Bd Members (11) per diem	-	-	-	50 per day	21,400	21,400	
Exec Secty	1	1	1	2,792-2,925	35,100	35,100	
Personnel Selection Consultant I ³	0.4	1	-	2,415-2,913	16,668	-	
Adm Asst I	0.9	1	1	1,827-2,303	24,504	25,671	
Staff Services Analyst-Gen	0.1	-	-	1,407-2,197	-	-	
Sr Steno	1	1	1	1,236-1,512	17,448	17,448	
Office Asst II-Typing	3	3	3	1,048-1,367	41,965	42,834	
Office Asst II-Gen	1	1	1	1,048-1,309	14,568	14,568	
Commissioners	3.6	4.5	4.5	(61,907)	56,888	56,888	
Expert Examiners	-	1.3	1.3	-	13,840	13,840	
Examination Proctors	0.3	0.3	0.3	(4,626)	4,149	4,149	
Temporary Help	1.5	2.4	2.4	(19,131)	22,605	22,605	
Totals	12.8	16.5	15.5	\$234,840	\$269,135	\$254,503	
Cemetery Board							
Bd Members (6) per diem	-	-	-	50 per day	1,500	1,500	
Exec Secty	1	1	1	3,069-3,216	38,592	38,592	
Staff Services Analyst-Gen	1	1	1	1,407-2,197	26,364	26,364	
Gen Auditor II	1	1	1	1,827-2,197	26,364	26,364	
Steno	0.9	1	1	1,029-1,339	15,396	15,396	
Examination Proctors	-	-	-	(265)	2,806	2,806	
Temporary Help	0.1	0.7	0.7	(1,236)	10,788	10,788	
Totals	4	4.7	4.7	\$105,446	\$121,810	\$121,810	

1110 DEPARTMENT OF CONSUMER AFFAIRS—Continued

ORGANIZATIONAL UNIT Classification	NUMBER OF POSITIONS			EXPENDITURES		
	Filled 1983-84	Authorized 1984-85	Proposed 1985-86	Actual 1983-84	Estimated 1984-85	Proposed 1985-86
Bureau Of Collection And Investigative Services				SALARY RANGE		
Collection Agencies Program:						
Bd Members (7) per diem	-	-	-	50 per day	1,400	1,400
Bur Chief	1	1	1	3,708-3,888	46,656	46,656
Dep Chief	1	1	1	3,069-3,216	38,445	38,592
Assoc Govtl Pro Analyst	1	1	1	2,197-2,651	29,664	31,080
Gen Auditor II	1.8	2	2	1,827-2,197	49,488	51,837
Consumer Services Rep	2.9	3	3	1,706-2,051	66,041	69,185
Office Techn-Typing	0.9	2	2	1,214-1,551	31,320	32,220
Office Asst II-Typing	1.6	1.8	1.8	1,048-1,367	25,618	26,134
Word Processing Techn	0.6	0.7	0.7	1,048-1,309	9,067	9,361
Examination Proctors	-	-	-	-	130	130
Temporary Help	0.1	0.1	0.1	(4,148)	1,148	1,148
Overtime	-	-	-	-	572	572
Totals	10.9	12.6	12.6	\$259,511	\$299,549	\$308,315
Private Investigators And Adjusters:						
Bd Members (9) per diem	-	-	-	50 per day	2,000	2,000
Committee Members per diem	-	-	-	50 per day	7,000	7,000
Asst Secty	2	-	-	2,251-2,717	-	-
Adm Asst I	1	1	1	1,827-2,303	24,696	25,869
Staff Services Analyst-Gen	3.7	6	6	1,407-2,197	134,090	139,969
Consumer Services Rep	2.3	3	3	1,706-2,051	64,888	67,640
Office Services Supvr II-Gen	1	1	1	1,358-1,768	19,152	19,332
Mgt Services Techn	1.7	2	2	1,177-1,565	31,136	32,396
Office Techn-Typing	5.1	8	8	1,214-1,551	127,986	130,744
Office Services Supvr I-Typing	0.8	1	1	1,214-1,551	14,568	15,120
Sr Word Processing Techn	0.9	1	1	1,260-1,486	16,404	17,100
Key Data Supvr I	0.6	1	1	1,260-1,486	15,708	16,404
Office Services Supvr I-Cashiering	0.3	1	1	1,214-1,425	17,100	17,100
Office Asst II-Typing	5	4	4	1,048-1,367	54,521	55,844
Acct Clk II	1.8	2	2	1,087-1,367	29,608	30,088
Office Asst II-Gen	1.8	2	2	1,048-1,309	26,888	27,776
Word Processing Techn	1.6	3	3	1,048-1,309	40,562	41,987
Key Data Opr	5.7	7	7	976-1,309	97,923	100,470
Office Asst I-Typing	0.1	1	1	976-1,126	12,156	12,546
Office Asst I-Gen	0.2	1	1	944-1,087	12,092	12,480
Asst Clk	0.5	4	4	832-950	42,672	43,866
Examination Proctors	0.1	0.5	0.5	(1,183)	14,013	14,013
Temporary Help	0.7	-	-	(7,610)	-	-
Overtime	-	-	-	(6,599)	-	-
WIN/COD Employees	1	-	-	(11,516)	-	-
Totals	37.9	49.5	49.5	\$644,852	\$805,168	\$829,744
Totals, Bureau Of Collection And Investigative Service	48.8	62.1	62.1	\$904,363	\$1,104,717	\$1,138,059
Contractors State License Board						
Administration:						
Bd Members (13) per diem	-	-	-	50 per day	5,200	5,200
Registrar-Contractors	1	1	1	4,077-4,274	51,288	51,288
Dep Registrar Of Contractors IV	0.6	1	1	2,717-3,279	32,604	34,140
Staff Services Mgr I	1	1	1	2,415-2,913	34,956	34,956
Assoc Mgt Analyst	1.8	2	2	2,197-2,651	61,476	62,892
Assoc Govtl Prog Analyst	-	1	-	2,197-2,651	26,364	-
Test Validation & Develmt Spec II	0.9	1	1	2,197-2,651	27,530	28,868
Assoc Budget Analyst	1	1	1	2,197-2,651	31,812	31,812
Bus Service Off I	1	1	1	1,827-2,197	24,024	25,176
Test Validation & Develmt Spec I	0.1	3	3	1,827-2,197	65,772	68,832
Staff Services Analyst-Gen	1	1	1	1,407-2,197	23,214	24,312
Asst Info Off	1	1	1	1,827-2,197	24,024	25,176
Exec Secty II	1	1	1	1,512-1,809	20,908	21,708
Warehouse Worker	0.9	1	1	1,401-1,666	17,666	18,276
Office Techn-Typing	0.8	1	1	1,214-1,551	16,230	16,926
Office Techn-Gen	0.3	-	-	1,214-1,551	-	-
Office Services Supvr I-Typing	1	1	1	1,214-1,551	17,100	17,100
Stock Clk	0.1	-	-	1,168-1,486	-	-
Office Asst II-Typing	4	6	6	1,048-1,367	83,564	85,020
Steno	1	1	1	1,029-1,339	14,607	15,161
Office Asst II-Gen	0.5	1	1	1,048-1,309	13,584	14,040
Word Processing Techn	1.5	1	1	1,048-1,309	15,708	15,708
Prog Techn Trainee-Gen	0.2	-	-	1,048-1,214	-	-
Office Asst I-Typing	-	2	2	976-1,126	24,312	25,092
Office Occupations Clk	1	1	1	913-1,048	11,454	11,790
Temporary Help	0.5	0.3	0.3	(10,955)	4,752	4,752
Overtime	-	-	-	(734)	1,099	1,099
WIN/COD Employees	0.1	-	-	(1,541)	-	-
Totals	22.3	30.3	29.3	\$475,764	\$649,248	\$639,324

1110 DEPARTMENT OF CONSUMER AFFAIRS—Continued

ORGANIZATIONAL UNIT Classification	NUMBER OF POSITIONS			EXPENDITURES		
	Filled 1983-84	Authorized 1984-85	Proposed 1985-86	Actual 1983-84	Estimated 1984-85	Proposed 1985-86
Licensing:						
Dep Registrar Of Contractors IV	-	1	1	SALARY RANGE		
DP Mgr II	0.3	-	-	2,717-3,279	33,500	35,106
Dep Registrar Of Contractors III	1	1	1	2,651-3,200	-	-
Assoc Programmer Analyst	0.3	-	-	2,251-2,717	27,012	28,320
Assoc DP Analyst	0.6	-	-	2,197-2,651	-	-
Assoc Mgt Analyst	0.2	-	-	2,197-2,651	-	-
Dep Registrar Of Contractors II	1	1	1	2,051-2,472	29,664	29,664
Dep Registrar Of Contractors I	1	-	-	1,437-2,251	-	-
Staff Services Analyst-Gen	1	1	1	1,407-2,197	23,394	24,504
Supvng Prog Techn III-Contractor	1.9	2	2	1,544-1,854	40,325	42,277
Sr DP Techn	1	1	1	1,462-1,745	20,308	20,940
Supvng Prog Techn II-Contractor Lic	5.9	6	6	1,358-1,611	108,852	111,992
Office Services Supvr I-Typing	1	1	1	1,214-1,551	17,100	17,100
Office Techn-Typing	1.3	1	1	1,214-1,551	16,868	17,100
DP Techn ⁵	3.5	4	4	1,198-1,523	66,858	69,611
Supvng Prog Techn I-Contractor Lic	1	1	1	1,260-1,486	16,346	17,042
Stock Clk	1	1	1	1,168-1,486	15,169	15,766
Office Services Supvr I-Cashiering	0.5	1	1	1,214-1,425	16,056	16,752
Prog Techn II-Contractor Lic ⁶	24.6	29	29	1,214-1,425	455,346	463,826
Office Asst II-Typing	3.3	3.5	3.5	1,048-1,367	49,372	50,900
Acct Clk II	2	2	2	1,087-1,367	29,826	30,240
Office Asst II-Gen	1	1	1	1,048-1,309	14,568	14,568
Prog Techn I-Contractor Lic ⁷	6.8	8	7	1,126-1,309	111,836	90,306
Prog Techn Trainee-Gen	0.8	-	-	1,048-1,214	-	-
Office Asst I-Typing ⁸	-	3	3	976-1,126	36,468	37,638
Examination Proctors	5	4.2	4.2	(81,302)	54,608	54,608
Temporary Help	0.7	0.5	0.5	(15,501)	10,541	10,541
Overtime	-	-	-	(499)	2,438	2,438
Totals	66.7	73.2	72.2	\$1,106,603	\$1,196,455	\$1,201,239
Regulation:						
C.E.A. III	1	1	1	3,357-4,464	53,568	53,568
C.E.A. I	3	3	3	2,778-3,690	125,664	128,216
Dep Registrar Of Contractors IV	2.9	4	4	2,717-3,279	136,524	143,062
Dep Registrar Of Contractors III	15.4	16	16	2,251-2,717	503,508	512,200
Assoc Govtl Prog Analyst	2	2	2	2,197-2,651	63,380	63,624
Dep Registrar Of Contractors II	36.4	44	44	2,051-2,472	1,266,818	1,287,085
Dep Registrar Of Contractors I	46.7	43	43	1,437-2,251	1,122,502	1,141,858
Consumer Services Rep	24.6	26	26	1,706-2,051	605,439	617,804
Supvng Prog Techn III-Contractor	1	1	1	1,544-1,854	22,092	22,248
Supvng Prog Techn II-Contractor Lic	1.8	2	2	1,358-1,611	36,192	37,694
Mgt Services Techn	0.9	1	1	1,177-1,565	17,771	18,547
Office Services Supvr I-Typing	3	3	3	1,214-1,551	51,242	51,300
Office Techn-Typing	11.4	11	11	1,214-1,551	178,618	183,066
Office Techn-Gen	0.1	-	-	1,214-1,551	-	-
Supvng Prog Techn I-Contractor Lic	0.2	-	-	1,260-1,486	-	-
Prog Techn II-Contractor Lic ⁹	13.8	19	19	1,214-1,425	300,665	311,944
Office Asst II-Typing ¹⁰	40	46.6	46.6	1,048-1,367	671,343	675,541
Steno	1.3	1	1	1,029-1,339	15,255	15,396
Office Asst II-Gen	1	1	1	1,048-1,309	14,568	14,568
Prog Techn I-Contractor Lic	3.8	1.5	1.5	1,126-1,309	21,969	22,794
Prog Techn Trainee-Gen	0.1	-	-	1,048-1,214	-	-
Office Asst I-Typing	0.8	2	2	976-1,126	24,801	25,605
Temporary Help	4.1	2.4	2.4	(94,127)	46,351	46,351
Overtime	-	-	-	(278)	10,719	10,719
WIN/COD Employees	0.1	-	-	(942)	-	-
Totals	215.4	230.5	230.5	\$4,822,082	\$5,288,989	\$5,383,190
Totals, Contractors State License Board	304.4	334	332	\$6,404,449	\$7,134,692	\$7,223,753
Board Of Cosmetology						
Bd Members (7) per diem	-	-	-	50 per day	9,000	9,000
Exec Secty	1	1	1	3,708-3,888	46,656	46,656
Asst Secty	0.8	1	1	2,251-2,717	32,604	32,604
Assoc Govtl Prog Analyst	0.4	1	1	2,197-2,651	26,364	27,636
Supvng Cosmetology Examiner	1	1	1	1,959-2,360	28,320	28,320
Staff Services Analyst-Gen	2.5	3	3	1,407-2,197	63,212	66,444
Examiner In Cosmetology	2	2	2	1,706-2,051	49,224	49,224
Consumer Services Rep	0.1	1	1	1,706-2,051	20,552	21,514
Office Services Supvr II-Gen	0.7	1	1	1,358-1,768	16,296	17,052
Mgt Services Techn	0.3	-	-	1,177-1,565	-	-
Office Services Supvr I-Typing	0.8	1	1	1,214-1,551	16,984	17,100
Office Techn-Typing	1.8	1	1	1,214-1,551	17,042	17,100
Office Services Supvr I-Gen	1	1	1	1,214-1,551	17,100	17,100
Secty	1	1	1	1,236-1,512	16,628	17,330
Stock Clk	0.2	1	1	1,168-1,486	16,038	16,404
Office Techn-Cashiering	1	1	1	1,214-1,425	17,100	17,100
Acct Clk II	1	1	1	1,087-1,367	14,752	15,120
Office Asst II-Typing ¹¹	13	15	14	1,048-1,367	206,273	199,901
Office Asst I-Gen	0.3	1	1	944-1,087	11,906	12,284
Asst Clk	0.1	-	-	832-950	-	-
Intermittent Examiners	5.7	6.6	6.6	(139,865)	140,893	140,893
Temporary Help	2.2	0.3	0.3	(27,346)	4,236	4,236
Overtime	-	-	-	(2,984)	6,166	6,166

1110 DEPARTMENT OF CONSUMER AFFAIRS—Continued

ORGANIZATIONAL UNIT Classification	NUMBER OF POSITIONS			EXPENDITURES		
	Filled 1983-84	Authorized 1984-85	Proposed 1985-86	Actual 1983-84	Estimated 1984-85	Proposed 1985-86
WIN/COD Employees.....	0.4	-	-	(3,744)	-	-
Totals	37.3	40.9	39.9	\$700,988	\$777,346	\$779,184
Board Of Dental Examiners						
Dentistry:						
Bd Members (12) per diem.....	-	-	-	50 per day	21,200	21,200
Exam Committee Members per diem..	-	-	-	50 per day	39,000	39,000
Exec Secty	1.1	1	1	3,372-3,534	40,464	42,408
Supvng Special Investigator	-	1	1	2,317-2,799	33,588	33,588
Asst Secty	0.8	1	1	2,251-2,717	27,012	28,320
Sr Special Investigator	2	2	2	2,113-2,546	61,104	61,104
Special Investigator I	1.7	4	4	1,723-2,319	93,208	99,170
Staff Services Analyst-Gen	1.5	1.7	1.7	1,407-2,197	38,670	40,287
Consumer Services Rep	0.9	1.5	1.5	1,706-2,051	32,028	33,501
Office Services Supvr II-Gen	1.1	1	1	1,358-1,768	19,092	19,332
Office Services Supvr I-Typing	1	1	1	1,214-1,551	16,752	17,100
Office Techn-Typing	1.2	2	2	1,214-1,551	33,280	33,900
Office Asst II-Typing ¹²	7	5.7	4.7	1,048-1,367	78,850	68,534
Steno.....	0.8	-	-	1,029-1,339	-	-
Office Asst II-Gen ¹³	0.9	1	-	1,048-1,309	9,339	-
Office Asst I-Gen	0.1	-	-	944-1,087	-	-
Consultants	-	0.9	0.9	-	56,620	56,620
Commissioners.....	-	-	-	(1,450)	-	-
Expert Examiners	1.2	3.3	3.3	(15,784)	40,415	40,415
Examination Proctors.....	1.8	2.5	2.5	(44,968)	39,389	39,389
Temporary Help	1	1	1	(13,237)	12,463	12,463
Overtime	-	-	-	(6,863)	4,000	4,000
Totals	24.1	30.6	28.6	\$547,521	\$696,474	\$690,331
Dental Auxiliary Program:						
Auxiliary Commission Members (9) per diem	-	-	-	50 per day	12,400	12,400
Exam Commission Members per diem	-	-	-	50 per day	15,000	15,000
Asst Secty	1	1	1	2,542-2,664	31,968	31,968
Office Techn-Typing	1	1	1	1,214-1,551	16,752	17,100
Sr Steno	0.4	1	1	1,236-1,512	16,868	17,332
Secty	0.5	-	-	1,236-1,512	-	-
Office Asst II-Typing	2.4	4	4	1,048-1,367	56,174	57,078
Consultants	-	-	-	-	3,813	3,813
Expert Examiners	0.1	0.6	0.6	(2,851)	26,522	26,522
Examination Proctors.....	0.4	0.5	0.5	(2,716)	25,535	25,535
Temporary Help	-	0.4	0.4	-	2,201	2,201
Overtime	-	-	-	(2,436)	-	-
Totals	5.8	8.5	8.5	\$110,061	\$207,233	\$208,949
Totals, Board Of Dental Examiners	29.9	39.1	37.1	\$657,582	\$903,707	\$899,280
Bureau Of Electronic And Appliance Repair						
Bd Members (9) per diem.....	-	-	-	50 per day	2,750	2,750
Bur Chief	1	1	1	3,069-3,216	38,592	38,592
Prog Mgr-Repair Services	1	1	1	2,546-3,072	36,864	36,864
Asst Bur Chief	1	1	1	2,792-2,925	35,100	35,100
Sr Fld Rep	1	1	1	2,319-2,799	33,948	33,948
Fld Rep	6	6	6	2,113-2,546	181,260	182,622
Office Techn-Typing	1	1	1	1,214-1,551	16,288	16,984
Office Techn-Gen	1	1	1	1,214-1,551	17,100	17,100
Office Asst II-Typing ¹⁴	3	3	2	1,048-1,367	45,168	30,240
Temporary Help	0.2	0.9	0.9	(2,710)	14,746	14,746
Totals	15.2	15.9	14.9	\$389,117	\$421,816	\$408,946
Bureau Of Employment Agencies						
Bd Members (7) per diem.....	-	-	-	50 per day	4,450	4,450
Bur Chief	1	1	1	3,069-3,216	38,592	38,592
Asst Bur Chief	1	1	1	2,542-2,664	31,480	31,968
Consumer Services Rep	0.1	1	1	1,706-2,051	20,552	21,514
Sr Steno	0.9	-	-	1,236-1,512	-	-
Office Asst II-Typing	2.7	3	3	1,048-1,367	42,545	42,986
Steno.....	1	1	1	1,029-1,339	14,517	15,067
Temporary Help	0.3	0.7	0.7	(3,191)	9,574	9,574
Totals	7	7.7	7.7	\$139,448	\$161,710	\$164,151
Board Of Fabric Care						
Bd Members (7) per diem.....	-	-	-	50 per day	7,150	7,150
Exec Secty	0.9	1	1	3,069-3,216	38,592	38,592
Staff Services Analyst-Gen	0.8	1	1	1,407-2,197	25,974	26,364
Consumer Services Rep	0.1	1	1	1,706-2,051	20,552	21,514
Mgt Services Techn	0.8	1	1	1,177-1,565	15,852	16,512
Office Services Supvr I-Typing	1	1	1	1,214-1,551	17,100	17,100
Office Techn-Typing	0.9	-	-	1,214-1,551	-	-
Office Asst II-Typing	4.6	5	5	1,048-1,367	71,260	71,856
Expert Examiners	0.5	0.5	0.5	(6,550)	14,576	14,576
Temporary Help	0.3	0.1	0.1	(5,708)	2,426	2,426

1110 DEPARTMENT OF CONSUMER AFFAIRS—Continued

ORGANIZATIONAL UNIT	NUMBER OF POSITIONS			EXPENDITURES		
	Classification	Filled 1983-84	Authorized 1984-85	Proposed 1985-86	Actual 1983-84	Estimated 1984-85
Overtime	-	-	-	SALARY RANGE (843)		
Totals	9.9	10.6	10.6	\$189,252	\$214,646	\$217,254
Board Of Funeral Directors And Embalmers						
Bd Members (9) per diem	-	-	-	50 per day	2,400	2,400
Exec Secty	1	1	1	3,069-3,216	38,592	38,592
Gen Auditor III	1	1	1	2,197-2,651	31,812	31,812
Fld Rep	1	2	2	1,959-2,360	45,270	45,270
Gen Auditor II	0.3	1	1	1,827-2,197	21,924	22,944
Auditor I	0.7	1	1	1,407-1,673	17,244	17,994
Office Services Supvr I-Typing	1	1	1	1,214-1,551	17,100	17,100
Office Asst II-Typing	2	2	2	1,048-1,367	28,828	29,136
Examinaion Proctors	-	-	-	-	696	696
Totals	7	9	9	\$160,137	\$203,866	\$205,944
Board Of Registration For Geologists						
Bd Members (9) per diem	-	-	-	50 per day	5,300	5,300
Exec Secty	1	1	1	2,792-2,925	35,100	35,100
Secty	1	1	1	1,236-1,512	17,448	17,448
Commissioners	-	-	-	(1,610)	1,260	1,260
Examination Proctors	0.1	0.1	0.1	(1,350)	1,001	1,001
Temporary Help	1	0.9	0.9	(14,060)	13,023	13,023
Totals	3.1	3	3	\$70,631	\$73,132	\$73,132
Board Of Guide Dogs For The Blind						
Bd Members (7) per diem	-	-	-	50 per day	3,450	3,450
Temporary Help	0.4	0.3	0.3	(6,118)	5,550	5,550
Totals	0.4	0.3	0.3	\$7,993	\$9,000	\$9,000
Bureau Of Home Furnishings						
Bd Members (11) per diem	-	-	-	50 per day	4,450	4,450
Bur Chief	1	1	1	3,372-3,534	42,408	42,408
Dep Chief	1	1	1	2,542-2,664	31,968	31,968
Supvng Chemist	1	1	1	2,197-2,651	31,812	31,812
Textile Chemist II	2	2	2	2,002-2,415	57,288	57,960
Textile Chemist I	2	2	2	1,827-2,197	48,084	50,382
Textile Techn II	3	3	3	1,491-1,786	63,254	64,148
Office Services Supvr I-Typing	1	1	1	1,214-1,551	17,100	17,100
Textile Techn I	2.8	3	3	1,269-1,498	49,174	51,280
Office Asst II-Typing	6	6	6	1,048-1,367	87,960	87,960
Steno	1	1	1	1,029-1,339	15,396	15,396
Temporary Help	0.6	0.5	0.5	(9,672)	11,998	11,998
Energy Commission	0.5	-	-	(10,214)	-	-
Totals	21.9	21.5	21.5	\$444,065	\$460,892	\$466,862
Board Of Landscape Architects						
Bd Members (6) per diem	-	-	-	50 per day	4,800	4,800
Exec Secty	1	1	1	2,542-2,664	31,968	31,968
Office Asst II-Typing	1	1	1	1,048-1,367	14,568	14,568
Expert Examiners	-	0.1	0.1	(150)	2,117	2,117
Examination Proctors	0.1	0.3	0.3	(1,555)	4,771	4,771
Temporary Help	0.7	0.5	0.5	(7,512)	6,884	6,884
Totals	2.8	2.9	2.9	\$57,733	\$65,108	\$65,108
Board Of Medical Quality Assurance						
Administration:						
Board Members (19) per diem	-	-	-	50 per day	80,900	80,900
Chief Medical Consultant	1	1	1	5,278-5,694	68,328	68,328
Exec Director	0.7	1	1	4,077-4,274	51,288	51,288
C.E.A. II	1	1	1	3,052-4,057	48,308	48,684
Staff Counsel I	1	1	1	2,845-3,440	41,280	41,280
Staff Services Mgr I	1	1	1	2,415-2,913	34,956	34,956
Exec Secty I	1	1	1	1,389-1,653	19,836	19,836
Secty	0.6	0.6	0.6	1,236-1,512	10,469	10,469
Office Asst II-Typing	1	1	1	1,048-1,367	14,660	15,120
Steno	0.6	0.4	0.4	1,029-1,339	6,158	6,158
Temporary Help	-	3	3	(838)	38,218	38,218
Overtime	-	-	-	-	41,371	41,371
Totals	7.9	11	11	\$305,723	\$455,772	\$456,608
Medical Statistics:						
Research Mgr I-Gen	1	1	1	2,415-2,913	33,606	34,956
Assoc Programmer Analyst	0.3	-	-	2,197-2,651	-	-
Assoc Govtl Prog Analyst	0.6	-	-	2,197-2,651	-	-
Staff Services Analyst-Gen	5.1	4	4	1,407-2,197	95,726	100,137
Programmer I	1	2	2	1,407-1,827	40,227	41,241
Office Services Supvr I-Typing	2	1	1	1,214-1,551	16,752	17,100
Secty	-	1	1	1,236-1,512	16,460	17,153
Sr Word Processing Techn	0.6	1	1	1,260-1,486	16,810	17,527
Office Services Supvr I-Cashiering	0.5	1	1	1,214-1,425	16,172	16,868

1110 DEPARTMENT OF CONSUMER AFFAIRS—Continued

ORGANIZATIONAL UNIT Classification	NUMBER OF POSITIONS			EXPENDITURES		
	Filled 1983-84	Authorized 1984-85	Proposed 1985-86	Actual 1983-84	Estimated 1984-85	Proposed 1985-86
				SALARY RANGE		
Office Asst II-Typing	7.8	5	5	1,048-1,367	70,289	71,738
Acct Clk II	4.2	4	4	1,087-1,367	58,820	59,576
Steno	0.5	-	-	1,029-1,339	-	-
Office Asst II-Gen	1	-	-	1,048-1,309	-	-
Word Processing Techn	0.4	-	-	1,048-1,309	-	-
Temporary Help	2.5	-	-	(32,892)	-	-
Overtime	-	-	-	(31,005)	-	-
Totals	27.5	20	20	\$497,465	\$364,862	\$376,296
Licensing:						
Assoc Govtl Prog Analyst	0.6	2	2	2,197-2,651	54,106	56,728
Adm Asst II	1	1	1	2,197-2,651	31,812	31,812
Supvng Prog Techn II-Phys & Surg	1	2	2	1,358-1,611	34,680	36,164
Office Services Supvr I-Typing	-	1	1	1,214-1,551	17,100	17,100
Program Techn II-Phys & Surg Lic ¹⁵	8.1	11	11	1,214-1,425	175,198	179,046
Office Asst II-Typing	2.9	7	7	1,048-1,367	100,910	102,000
Office Asst II-Gen	-	1	1	1,048-1,309	14,568	14,568
Word Processing Techn	-	1	1	1,048-1,309	14,040	14,568
Commissioners	1	1	1	(28,900)	32,580	32,580
Examination Proctors	3.9	9.7	9.7	(69,642)	76,183	76,183
Overtime	-	-	-	(35,026)	-	-
Totals	18.5	36.7	36.7	\$362,570	\$551,177	\$560,749
Enforcement-Headquarters:						
C.E.A. I	1	1	1	2,778-3,690	44,280	44,280
Supvng Special Investigator II	1	1	1	2,669-3,222	36,438	38,214
Assoc Govtl Prog Analyst ¹⁶	-	1.5	1.5	2,197-2,651	44,994	44,994
Sr Special Investigator ¹⁷	-	2	2	2,113-2,546	50,712	53,160
Consumer Services Rep	1	1	1	1,706-2,051	20,552	21,514
Office Techn-Typing	2.2	3	3	1,214-1,551	49,418	50,024
Sr Steno	0.9	1	1	1,236-1,512	14,832	15,396
Office Asst II-Typing ¹⁸	2.9	3.5	3.5	1,048-1,367	50,012	50,985
Temporary Help	0.5	-	-	(6,575)	-	-
Overtime	-	-	-	(886)	-	-
Totals	9.5	14	14	\$200,028	\$311,238	\$318,567
Enforcement-Regional Offices:						
Medical Consultant	4.5	5	5	4,795-5,560	324,420	327,276
Supvng Special Investigator II	1	1	1	2,669-3,222	38,664	38,664
Supvng Special Investigator I	6.5	7	7	2,319-2,799	234,206	235,116
Sr Special Investigator	37.4	37	37	2,113-2,546	1,122,917	1,131,552
Special Investigator I	7.3	8	8	1,723-2,319	211,062	217,561
Consumer Services Rep	4.9	5	5	1,706-2,051	117,944	120,292
Office Services Supvr I-Typing	3	3	3	1,214-1,551	48,271	49,618
Office Techn-Typing	1	1	1	1,214-1,551	17,100	17,100
Sr Steno	-	-	-	1,236-1,512	-	-
Secty	0.6	1	1	1,236-1,512	17,448	17,448
Office Asst II-Typing	10.9	11.5	11.5	1,048-1,367	153,162	153,636
Office Asst I-Typing	-	1	1	976-1,126	12,156	12,546
Totals	77.1	80.5	80.5	\$2,117,615	\$2,297,350	\$2,320,809
MQRC Support Staff:						
MQRC per diem	-	-	-	50 per day	79,500	79,500
Staff Services Mgr I	1	1	1	2,415-2,913	34,956	34,956
Assoc Govtl Prog Analyst	1.5	1	1	2,197-2,651	31,812	31,812
Staff Services Analyst-Gen	2	2	2	1,407-2,197	45,147	47,276
Secty	0.6	-	-	1,236-1,512	-	-
Office Asst II-Typing	3.4	4	4	1,048-1,367	56,681	57,674
Steno	0.4	-	-	1,029-1,339	-	-
Overtime	-	-	-	(5,623)	-	-
Totals	8.9	8	8	\$238,583	\$248,096	\$251,218
Impaired Physician Program:						
DEC Committee per diem	-	-	-	50 per day	12,000	12,000
Drug Prog Analyst III	1	1	1	2,415-2,913	34,956	34,956
Assoc Govtl Prog Analyst	0.8	1	1	2,197-2,651	31,812	31,812
Sr Special Investigator	2.5	3	3	2,113-2,546	91,656	91,656
Special Investigator	-	1	1	1,723-2,319	23,840	24,952
Staff Services Analyst-Gen	1	1	1	1,407-2,197	25,176	26,364
Consumer Services Rep	1	-	-	1,706-2,051	-	-
Office Asst II-Typing	0.6	1	1	1,048-1,367	13,479	13,926
Steno	1	1	1	1,029-1,339	14,427	14,973
Temporary Help	0.6	-	-	(5,302)	-	-
Overtime	-	-	-	(2,168)	-	-
Totals	8.5	9	9	\$212,410	\$247,346	\$250,639
Totals, Board Of Medical Quality Assurance	157.9	179.2	179.2	\$3,934,394	\$4,475,841	\$4,534,886
Registered Dispensing Opticians						
Office Asst II-Typing	0.9	1	1	1,048-1,367	14,568	14,568
Totals	0.9	1	1	\$13,373	\$14,568	\$14,568

1110 DEPARTMENT OF CONSUMER AFFAIRS—Continued

ORGANIZATIONAL UNIT	NUMBER OF POSITIONS			EXPENDITURES		
	Classification	Filled 1983-84	Authorized 1984-85	Proposed 1985-86	Actual 1983-84	Estimated 1984-85
Acupuncture						
Committee Members (11) per diem.....	-	-	-	50 per day	9,800	9,800
Exec Off-Acupuncture	1	1	1	2,542-2,664	31,968	31,968
Staff Services Analyst-Gen ¹⁹	0.6	1	-	1,407-2,197	23,968	-
Office Techn-Typing	1	1	1	1,214-1,551	17,460	17,460
Office Asst II-Typing	0.9	1	1	1,048-1,367	13,774	14,260
Commissioners	0.9	3.2	3.2	(11,367)	33,920	33,920
Expert Examiners	-	1	1	-	18,020	18,020
Examination Proctors	0.1	0.9	0.9	(1,426)	9,540	9,540
Temporary Help ²⁰	0.5	0.7	0.4	(15,090)	10,161	5,161
Overtime	-	-	-	(1,212)	2,467	2,467
Totals	5	9.8	8.5	\$116,861	\$171,078	\$142,596
Hearing Aid Dispensers						
Committee Members (7) per diem.....	-	-	-	50 per day	4,500	4,500
Exec Off-Hearing Aid	0.4	0.8	0.8	2,542-2,664	25,574	25,574
Office Asst II-Typing	0.7	0.7	0.7	1,048-1,367	9,720	9,720
Commissioners	0.1	0.1	0.1	(2,121)	1,047	1,047
Expert Examiners	-	0.4	0.4	-	4,000	4,000
Examination Proctors	-	-	-	(139)	409	409
Overtime	-	-	-	(123)	-	-
Totals	1.2	2	2	\$26,572	\$45,250	\$45,250
Licensed Physical Therapy						
Committee Members (6) per diem.....	-	-	-	50 per day	7,400	7,400
Dep-Physical Therapy-staff Cons	1	1	1	2,542-2,664	31,968	31,968
Office Techn-Typing	1	1	1	1,214-1,551	16,897	17,100
Steno	1	1	1	1,029-1,339	15,396	15,396
Examination Proctors	0.1	0.1	0.1	(983)	1,953	1,953
Temporary Help	0.2	0.1	0.1	(2,662)	1,967	1,967
Totals	3.3	3.2	3.2	\$69,877	\$75,581	\$75,784
Physicians Assistants						
Committee Members (9) per diem.....	-	-	-	50 per day	6,400	6,400
Exec Off-Physicians Asst	1	1	1	2,542-2,664	31,968	31,968
Office Techn-Typing	1	1	1	1,214-1,551	16,114	16,810
Steno	1	1	1	1,029-1,339	14,926	15,396
Temporary Help	0.5	0.4	0.4	(4,976)	5,289	5,289
Overtime	-	-	-	(1,259)	-	-
Totals	3.5	3.4	3.4	\$70,561	\$74,697	\$75,863
Podiatry						
Committee Members (6) per diem.....	-	-	-	50 per day	13,000	13,000
Exec Secty-Podiatry	0.9	1	1	2,542-2,664	31,968	31,968
Mgt Services Techn	1	1	1	1,177-1,565	18,157	18,682
Office Asst II-Typing	1	1	1	1,048-1,367	15,120	15,120
Expert Examiners	0.2	0.9	0.9	(3,235)	10,965	10,965
Temporary Help	0.2	-	-	(4,794)	2,000	2,000
Overtime	-	-	-	(1,282)	617	617
Totals	3.3	3.9	3.9	\$77,137	\$91,827	\$92,352
Psychology						
Committee Members (8) per diem.....	-	-	-	50 per day	22,000	22,000
Asst Exec Secty-Psychology	1	1	1	2,542-2,664	31,968	31,968
Office Techn-Typing	0.9	1	1	1,214-1,551	15,940	16,636
Office Services Supvr I-Typing	1	1	1	1,214-1,551	17,100	17,100
Office Asst II-Typing	1.8	2	2	1,048-1,367	28,960	29,136
Steno	1	1	1	1,029-1,339	15,396	15,396
Commissioners	1	1.4	1.4	(18,450)	28,228	28,228
Examination Proctors	0.2	0.3	0.3	(2,783)	4,315	4,315
Temporary Help	-	0.3	0.3	-	4,932	4,932
Overtime	-	-	-	(4,586)	4,932	4,932
Totals	6.9	8	8	\$144,987	\$173,771	\$174,643
Respiratory Care²¹						
Committee Members (9) per diem.....	-	-	-	50 per day	15,000	15,000
Exec Off-Respiratory Care	0.5	1	1	2,542-2,664	31,968	31,968
Office Tech-Typing	0.3	1	1	1,214-1,551	15,940	16,636
Office Asst II-Typing	0.7	6.5	6.5	1,048-1,367	87,541	89,871
Examination Proctors	-	-	-	-	2,120	2,120
Overtime	-	-	-	(483)	-	-
Totals	1.5	8.5	8.5	\$37,441	\$152,569	\$155,595
Speech Pathology And Audiology						
Committee Members (9) per diem.....	-	-	-	50 per day	7,439	7,439
Consultant-Speech Pathology-Audio	1	1	1	2,542-2,664	31,968	31,968
Office Techn-Typing	0.9	1	1	1,214-1,551	16,694	17,100
Steno	1	1	1	1,029-1,339	15,161	15,396
Temporary Help	0.1	0.2	0.2	(1,263)	3,720	3,720
Totals	3	3.2	3.2	\$66,684	\$74,982	\$75,623

1110 DEPARTMENT OF CONSUMER AFFAIRS—Continued

ORGANIZATIONAL UNIT Classification	NUMBER OF POSITIONS			EXPENDITURES		
	Filed 1983-84	Authorized 1984-85	Proposed 1985-86	Actual 1983-84	Estimated 1984-85	Proposed 1985-86
SALARY RANGE						
Board of Examiners Of Nursing Home						
Bd Members (9) per diem	-	-	-	50 per day	6,650	6,650
Exec Off	1	1	1	2,792-2,925	35,100	35,100
Office Techn-Typing	1	1	1	1,214-1,551	17,100	17,100
Office Asst II-Typing	1	1	1	1,048-1,367	13,234	13,660
Temporary Help	0.5	0.5	0.5	(8,118)	11,191	11,191
Overtime	-	-	-	(136)	-	-
Totals	3.5	3.5	3.5	\$75,071	\$83,275	\$83,701
Board Of Optometry						
Bd Members (9) per diem	-	-	-	50 per day	17,500	17,500
Exec Secty	1	1	1	2,792-2,925	35,100	35,100
Mgt Services Techn	0.7	1	1	1,177-1,565	14,994	16,182
Steno	1	1.5	1.5	1,029-1,339	21,810	22,062
Commissioners	0.1	0.3	0.3	(4,186)	5,000	5,000
Examination Proctors	0.2	0.2	0.2	(2,382)	4,351	4,351
Temporary Help	0.9	0.5	0.5	(12,523)	8,519	8,519
Overtime	-	-	-	(66)	-	-
Totals	3.9	4.5	4.5	\$87,091	\$107,274	\$108,714
Board Of Pharmacy						
Bd Members (9) per diem	-	-	-	50 per day	18,200	18,200
Committee Members per diem	-	-	-	50 per day	1,800	1,800
Exec Secty	1	1	1	3,372-3,534	42,408	42,408
Asst Exec Secty	0.8	1	1	2,913-3,518	34,956	36,624
Supvng Inspector	2	2	2	2,651-3,200	76,800	76,800
Inspector	12	14	14	2,651-2,913	482,016	486,144
Adm Asst I	0.9	1	1	1,827-2,303	23,934	25,080
Staff Services Analyst-Gen	2	3	3	1,407-2,197	64,116	67,875
Mgt Services Techn	0.8	-	-	1,177-1,565	-	-
Office Techn-Typing	1	1	1	1,214-1,551	17,042	17,100
Office Services Supvr I-Typing	1	1	1	1,214-1,551	17,100	17,100
Acct Clk II	1	1	1	1,087-1,367	14,936	15,120
Office Asst II-Typing ²²	3.9	6	5	1,048-1,367	82,008	70,374
Steno	0.9	1	1	1,029-1,339	15,756	15,756
Expert Examiners	0.5	0.8	0.8	(12,186)	11,961	11,961
Examination Proctors	0.5	0.2	0.2	(6,734)	3,403	3,403
Temporary Help	2	1.6	1.6	(29,016)	20,796	20,796
Overtime	-	-	-	(2,675)	-	-
WIN/COD Employees	1	-	-	(9,164)	-	-
Totals	31.3	34.6	33.6	\$773,265	\$927,232	\$926,541
Polygraph Examiners Board						
Bd Members per diem	-	-	-	50 per day	2,000	2,000
Exec Secty ²³	-	0.5	0.5	2,792-2,925	15,984	15,984
Office Techn ²⁴	-	1	1	1,214-1,551	14,568	15,120
Exam Proctors ²⁵	-	0.1	0.1	-	1,000	1,000
Totals	-	1.6	1.6	-	\$33,552	\$34,104
Board Reg For Professional Engineers						
Bd Members (13) per diem	-	-	-	50 per day	23,100	23,100
Exec Secty	1	1	1	3,708-3,888	46,656	46,656
Sr Structural Engr	0.5	1	1	2,845-3,440	34,140	35,796
Sr Engrng Regis Examiner	2	2	2	2,717-3,279	78,696	78,696
Staff Services Mgr II-Supvy	0.5	1	1	2,651-3,200	36,485	38,252
Supvng Special Investigator I	0.5	-	-	2,319-2,799	-	-
Assoc Govtl Prog Analyst	1	1	1	2,197-2,651	31,812	31,812
Sr Special Investigator	4	5	5	2,113-2,546	149,620	150,932
Staff Services Analyst-Gen	1.3	2	2	1,407-2,197	46,528	48,708
Office Services Supvr II-Gen	1	1	1	1,358-1,768	19,332	19,332
Office Techn-Typing	-	1	1	1,214-1,551	17,100	17,100
Office Services Supvr I-Typing	2.8	3	3	1,214-1,551	50,168	50,894
Acct Clk II	1	1	1	1,087-1,367	15,120	15,120
Office Asst II-Typing ²⁶	12.5	13	12	1,048-1,367	185,341	174,831
Steno	1	1	1	1,029-1,339	15,396	15,396
Word Processing Techn	1	1	1	1,048-1,309	15,708	15,708
Office Asst II-Gen	0.8	1	1	1,048-1,309	13,059	13,479
Asst Clk	0.2	-	-	832-950	-	-
Expert Examiners	1.1	4.8	4.8	(29,017)	108,173	108,173
Examination Proctors	2.1	3.7	3.7	(28,361)	48,396	48,396
Temporary Help	0.9	1	1	(10,200)	12,332	12,332
Overtime	-	-	-	(18,261)	-	-
Totals	35.2	44.5	43.5	\$744,734	\$947,162	\$944,713

1110 DEPARTMENT OF CONSUMER AFFAIRS—Continued

ORGANIZATIONAL UNIT Classification	NUMBER OF POSITIONS			EXPENDITURES		
	Filled 1983-84	Authorized 1984-85	Proposed 1985-86	Actual 1983-84	Estimated 1984-85	Proposed 1985-86
Board Of Registered Nursing						
Bd Members (9) per diem.....	-	-	-	50 per day	15,350	15,350
Committee Members per diem.....	-	-	-	50 per day	11,000	11,000
Exec Secty	0.8	1	1	3,372-3,534	42,408	42,408
Supvng Nursing Educ Consultant	1.3	2	2	2,845-3,440	75,696	77,366
Nursing Educ Consultant	5.7	6	6	2,591-3,128	212,467	217,440
Personnel Selection Consultant I	0.4	1	1	2,415-2,913	31,812	33,336
Asst Secty	0.2	-	-	2,251-2,717	-	-
Adm Asst II	0.8	-	-	2,197-2,651	-	-
Adm Asst I	0.2	1	1	1,827-2,303	24,024	25,176
Consumer Services Rep	0.1	1	1	1,706-2,051	20,552	21,514
Office Services Supvr II-Gen	2	2	2	1,358-1,768	38,664	38,664
Office Services Supvr I-Typing	2	2	2	1,214-1,551	31,668	32,220
Office Techn-Typing	5.3	5	5	1,214-1,551	81,692	83,346
Office Services Supvr I-Gen	1	1	1	1,214-1,551	17,100	17,100
Sr Steno	0.9	1	1	1,236-1,512	14,832	15,396
Sr Word Processing Techn	1	1	1	1,260-1,486	17,832	17,832
Office Asst II-Typing	16	19	19	1,048-1,367	264,474	268,910
Acct Clk II	2.8	3	3	1,087-1,367	45,314	45,360
Steno	0.1	-	-	1,029-1,339	-	-
Word Processing Techn	1.7	2	2	1,048-1,309	31,136	31,416
Commissioners	0.5	-	-	(12,096)	-	-
Examination Proctors.....	10	10.1	10.1	(140,013)	131,945	131,945
Temporary Help	1.5	0.1	0.1	(26,201)	1,834	1,834
Overtime	-	-	-	(1,005)	-	-
Totals	54.3	58.2	58.2	\$1,013,756	\$1,109,800	\$1,127,613
Certified Shorthand Reporters Board						
Bd Members (5) per diem.....	-	-	-	50 per day	5,600	5,600
Exec Secty	0.8	0.8	0.8	2,542-2,664	23,976	23,976
Office Techn-Typing	1	1	1	1,214-1,551	17,100	17,100
Office Asst II-Typing	0.9	1	1	1,048-1,367	12,989	13,409
Examination Proctors.....	0.4	0.2	0.2	(4,430)	2,984	2,984
Temporary Help	0.6	0.7	0.7	(9,253)	8,441	8,441
Overtime	-	-	-	(1,900)	4,141	4,141
Totals	3.7	3.7	3.7	\$71,413	\$75,231	\$75,651
Structural Pest Control Board						
Bd Members (7) per diem.....	-	-	-	50 per day	11,150	11,150
Registrar & Secty	1	1	1	3,372-3,534	42,408	42,408
Dep Registrar	1	1	1	2,251-2,717	28,992	30,378
Adm Asst II	1	1	1	2,197-2,651	28,868	30,234
SPCB Specialist	-	5	5	1,786-2,150	109,304	115,464
Consumer Services Rep	1.8	2	2	1,706-2,051	45,884	46,864
Office Services Supvr II-Gen	1	1	1	1,358-1,768	19,332	19,332
Sr Microfilm Techn	0.9	1	1	1,317-1,557	16,636	17,344
Office Techn-Typing	0.1	1	1	1,214-1,551	11,580	12,105
Office Asst II-Typing	6.3	8	8	1,048-1,367	114,609	115,497
Acct Clk II	1	1	1	1,087-1,367	15,120	15,120
Steno	0.4	-	-	1,029-1,339	-	-
Microfilm Techn I	3.9	3	3	1,018-1,321	47,308	47,556
Office Asst II-Gen	0.7	-	-	1,048-1,309	-	-
Commissioners	0.2	0.2	0.2	(2,462)	2,224	2,224
Examination Proctors.....	0.5	0.2	0.2	(7,266)	3,868	3,868
Temporary Help	0.3	1.3	1.3	(3,458)	9,330	9,330
Totals	20.1	26.7	26.7	\$369,273	\$506,613	\$518,874
Tax Preparers Program						
Committee Members.....	-	-	-	50 per day	3,000	3,000
Adm	1	1	1	3,069-3,216	38,592	38,592
Asst Adm	0.1	0.6	0.6	2,542-2,664	18,449	19,181
Secty	1	1	1	1,236-1,512	17,448	17,448
Office Asst II-Typing	0.8	1	1	1,048-1,367	14,568	14,568
Temporary Help	2.9	1.8	1.8	(30,933)	23,000	23,000
Overtime	-	-	-	(658)	-	-
Totals	5.8	5.4	5.4	\$97,457	\$115,057	\$115,789
Board Of Veterinary Medicine						
Bd Of Exam In Veterinary Medicine:						
Bd Members (6) per diem.....	-	-	-	50 per day	8,100	8,100
Div Evaluation Committee per diem ..	-	-	-	50 per day	2,000	2,000
Exec Secty	1	1	1	2,792-2,925	35,100	35,100
Office Techn-Typing	-	1	1	1,241-1,551	15,120	15,708
Sr Steno	0.4	1	1	1,236-1,512	15,396	16,068
Office Asst II-Typing	1.9	1	1	1,048-1,367	14,568	14,568
Steno	0.6	-	-	1,029-1,339	-	-
Commissioners.....	-	-	-	(4,850)	787	787
Expert Examiners.....	-	0.2	0.2	(1,000)	6,360	6,360
Examination Proctors.....	-	-	-	-	559	559
Temporary Help	0.1	0.1	0.1	(2,173)	5,188	5,188
Overtime	-	-	-	(1,516)	-	-
Totals	4	4.3	4.3	\$92,552	\$103,178	\$104,438

1110 DEPARTMENT OF CONSUMER AFFAIRS—Continued

ORCANIZATIONAL UNIT Classification	NUMBER OF POSITIONS			EXPENDITURES		
	Filled 1983-84	Authorized 1984-85	Proposed 1985-86	Actual 1983-84	Estimated 1984-85	Proposed 1985-86
Animal Health Technician Exam Committee:				SALARY RANGE		
Committee Members (8) per diem.....	-	-	-	50 per day	3,500	3,500
Steno	0.9	1	1	1,029-1,339	14,382	14,926
Expert Examiners	-	0.2	0.2	-	6,000	6,000
Examination Proctors.....	-	-	-	(41)	-	-
Temporary Help	-	0.2	0.2	-	1,484	1,484
Overtime	-	-	-	(138)	-	-
Totals	0.9	1.4	1.4	\$16,380	\$25,366	\$25,910
Totals, Board of Veterinary Medicine	4.9	5.7	5.7	\$108,932	\$128,544	\$130,348
Board Of Vocational Nurse And Psych						
Vocational Nurse Program:						
Bd Members (6) per diem.....	-	-	-	50 per day	21,700	21,700
Exec Secty	1	1	1	3,372-3,534	42,408	42,408
Supvng Nursing Educ Consultant	1	1	1	2,845-3,440	41,280	41,280
Nursing Educ Consultant	1.7	2	2	2,591-3,128	62,184	65,208
Staff Services Analyst-Gen	1.5	2	2	1,407-2,197	48,930	51,252
Office Services Supvr II-Cen	0.7	1	1	1,358-1,768	18,352	19,092
Mgt Services Tech	-	1	1	1,177-1,565	18,311	18,780
Office Services Supvr I-Typing	1.3	1	1	1,214-1,551	16,346	17,042
Secty	2	2	2	1,236-1,512	33,460	34,132
Office Techn-Cashiering	0.3	1	1	1,214-1,425	15,218	15,824
Office Asst II-Typing	7.9	8	8	1,048-1,367	111,716	113,604
Steno	1	1	1	1,029-1,339	15,396	15,396
Office Asst II-Cen	0.8	1	1	1,048-1,309	14,040	14,568
Office Asst I-Typing	-	1	1	976-1,126	12,156	12,546
Expert Examiners	0.1	1	1	(3,325)	17,156	17,156
Examination Proctors.....	2.1	1.5	1.5	(32,867)	20,061	20,061
Temporary Help	0.1	1.2	1.2	(1,489)	10,903	10,903
Overtime	-	-	-	(3,299)	2,793	2,793
Totals	21.5	26.7	26.7	\$426,138	\$522,410	\$533,745
Psychiatric Technician Program:						
Nursing Educ Consultant	0.9	1	1	2,591-3,128	37,536	37,536
Office Techn-Typing	0.9	1	1	1,214-1,551	17,100	17,100
Office Techn-Cen	0.1	-	-	1,214-1,551	-	-
Office Asst II-Typing	1	1	1	1,048-1,367	14,568	14,568
Expert Examiners	0.1	0.5	0.5	(855)	8,660	8,660
Examination Proctors.....	0.2	0.4	0.4	(2,657)	4,362	4,362
Temporary Help	-	-	-	-	1,574	1,574
Totals	3.2	3.9	3.9	\$67,614	\$83,800	\$83,800
Totals, Board Of Vocational Nurse And Psych	24.7	30.6	30.6	\$493,752	\$606,210	\$617,545
Consumer Advisory Council						
Exec Off	1	1	1	2,542-2,664	31,968	31,968
Office Asst II-Typing	0.9	1	1	1,048-1,367	13,164	13,584
Totals	1.9	2	2	\$42,455	\$45,132	\$45,552
Division Of Consumer Services						
Executive:						
Div Chief	0.6	1	1	4,404	52,848	52,848
Dep Director	0.3	1	1	3,069-3,216	36,828	38,592
Staff Services Mgr I	-	1	1	2,415-2,913	32,955	34,551
Secty	0.4	1	1	1,236-1,512	14,832	15,396
Office Asst II-Typing	0.4	-	-	1,048-1,367	-	-
Totals	1.7	4	4	\$58,924	\$137,463	\$141,387
Complaint Assistance-Sac:						
Assoc Covtl Prog Analyst	1	1	1	2,197-2,651	31,812	31,812
Consumer Services Rep	0.9	-	-	1,706-2,051	-	-
Bus Taxes Rep I	0.1	1	1	1,407-1,827	19,542	20,466
Office Asst II-Typing	3	4	4	1,048-1,367	57,348	58,272
Totals	5	6	6	\$92,255	\$108,702	\$110,550
Complaint Assistance-SF:						
Office Techn-Typing	0.5	-	-	1,214-1,551	-	-
Office Asst II-Typing	1.1	-	-	1,048-1,367	-	-
Totals	1.6	-	-	\$22,147	-	-
Complaint Assistance-LA:						
Office Techn-Typing	1	1	1	1,214-1,551	17,100	17,100
Office Asst II-Typing	2.9	3	3	1,048-1,367	44,064	44,064
Totals	3.9	4	4	\$56,111	\$61,164	\$61,164
Consumer Liaison:						
Consumer Liaison Off-Cons Aff	1	1	1	2,651-3,200	34,146	35,790
Assoc Covtl Prog Analyst	1	1	1	2,197-2,651	29,664	31,080
Asst Info Off	0.7	-	-	1,827-2,197	-	-
Mgt Services Techn	1.2	2	2	1,177-1,565	33,194	34,610
Office Techn-Typing	0.9	1	1	1,214-1,551	15,639	16,346
Secty	0.3	1	1	1,236-1,512	14,973	15,564

1110 DEPARTMENT OF CONSUMER AFFAIRS—Continued

ORGANIZATIONAL UNIT	NUMBER OF POSITIONS			EXPENDITURES		
	Filled 1983-84	Authorized 1984-85	Proposed 1985-86	Actual 1983-84	Estimated 1984-85	Proposed 1985-86
Office Asst II-Typing	2.2	1	1	SALARY RANGE 1,048-1,367	14,568	14,568
Totals	7.3	7	7	\$142,240	\$142,204	\$147,958
Legal Services:						
Staff Counsel III	1	1	1	3,602-4,360	52,320	52,320
Staff Counsel II	2.6	2	2	3,128-3,780	88,260	90,364
Sr Legal Typist	1.2	1	1	1,331-1,729	17,952	18,684
Legal Typist	0.4	1	1	1,191-1,517	14,472	15,020
Totals	5.2	5	5	\$181,164	\$173,004	\$176,388
Legislative:						
Staff Counsel II	1	1	1	3,128-3,780	41,119	43,062
Staff Services Mgr I	1	1	1	2,415-2,913	34,281	34,956
Assoc Govtl Prog Analyst	2.6	2	2	2,197-2,651	60,436	62,046
Staff Services Analyst-Gen	0.3	1	1	1,407-2,197	25,176	26,364
Office Asst II-Typing	1.4	-	-	1,048-1,367	-	-
Word Processing Techn	0.6	2	2	1,048-1,309	29,748	30,276
Totals	6.9	7	7	\$177,535	\$190,760	\$196,704
Research And Special Projects:						
Prog Review & Planning Mgr	0.8	-	-	2,651-3,200	-	-
Research Analyst II-Gen	0.1	-	-	2,197-2,651	-	-
Office Asst II-Typing	-	-	-	1,048-1,367	-	-
Totals	0.9	-	-	\$6,675	-	-
Co-Op Development Program:						
Mgr - Cooperative Develmt Prog	0.4	1	1	2,415-2,913	34,956	34,956
Assoc Govtl Prog Analyst	0.3	-	-	2,197-2,651	-	-
Totals	0.7	1	1	\$24,569	\$34,956	\$34,956
Sr Discount Program:						
Consumer Services Coordinator	1	1	1	1,868-2,251	22,510	22,510
Office Asst II-Typing	0.7	1	1	1,048-1,367	14,568	14,568
Totals	1.7	2	2	\$35,980	\$37,078	\$37,078
Temporary Help	4.7	2.8	2.8	(98,199)	59,401	59,401
Overtime	-	-	-	(581)	11,000	11,000
Totals, Division Of Consumer Services	39.6	38.8	38.8	\$896,380	\$955,732	\$976,586
Administrative Services						
Division Of Administration:						
Executive:						
Director	1	1	1	52,979	52,979	52,979
Dep Director	0.9	1	1	4,404	52,848	52,848
Dep Director	1	1	1	4,404	52,848	52,848
Asst To Director	0.7	1	1	2,792-2,925	35,100	35,100
Adm Asst II	-	1	1	2,197-2,651	26,364	27,636
Exec Secty II	1	1	1	1,512-1,809	21,708	21,708
Exec Secty I	2	2	2	1,389-1,653	39,672	39,672
Office Asst II-Typing	0.3	-	-	1,048-1,367	-	-
Totals	6.9	8	8	\$237,258	\$281,519	\$282,791
Legal:						
Chief Counsel I	0.3	-	-	3,888-4,704	-	-
Dep Director	0.6	1	1	4,404	52,848	52,848
Staff Counsel III ²⁷	1.7	2	1	3,602-4,360	104,640	43,320
Staff Counsel II	4.5	4.3	4.3	3,128-3,780	192,588	194,692
Staff Counsel I	1.1	1	1	2,845-3,440	39,509	41,280
Exec Secty I ²⁸	0.1	1	-	1,389-1,653	18,273	-
Legal Steno	1.1	2	2	1,191-1,517	31,619	32,192
Secty	0.5	-	-	1,236-1,512	-	-
Office Asst II-Typing	1	1	1	1,048-1,367	14,568	14,568
Steno	0.9	-	-	1,029-1,339	-	-
Totals	11.8	12.3	10.3	\$420,486	\$454,045	\$378,900
Chief Of Administration: (Management Services)						
C.E.A. II	1	1	1	3,052-4,057	48,684	48,684
Secty	1	1	1	1,236-1,512	17,448	17,448
Totals	2	2	2	\$64,250	\$66,132	\$66,132
Accounting:						
Acctg Administrator I	1	1	1	2,415-2,913	34,956	34,956
Sr Acct Off-Supvr	1	1	1	2,197-2,651	30,470	31,812
Acctg Off ²⁹	2.7	5	4	1,827-2,197	118,077	100,156
Accountant I - Supvr	0.2	1	1	1,401-1,827	19,242	19,992
Accountant I - Specialist ³⁰	3.8	3	1	1,401-1,827	52,297	17,544
Mgt Services Techn	1	1	1	1,177-1,565	18,482	18,752
Sr Acct Clk	0.4	-	-	1,214-1,551	-	-
Acctg Techn ³¹	6.9	9	7	1,214-1,551	149,358	119,352
Office Techn-Cashiering ³²	2.3	3	2	1,214-1,425	48,952	34,200
Office Asst II-Typing ³³	1	2	1	1,048-1,367	28,570	14,568
Acct Clk II	2.6	3	3	1,087-1,367	45,442	45,948
Key Data Opr	0.7	-	-	976-1,309	-	-
Word Processing Techn	0.3	-	-	1,048-1,309	-	-

1110 DEPARTMENT OF CONSUMER AFFAIRS—Continued

ORGANIZATIONAL UNIT	NUMBER OF POSITIONS			EXPENDITURES		
	Classification	Filled 1983-84	Authorized 1984-85	Proposed 1985-86	Actual 1983-84	Estimated 1984-85
				SALARY RANGE		
Office Asst I-Gen	0.2	-	-	944-1,087	-	-
Totals	24.1	29	22	\$445,328	\$545,846	\$437,280
Budget:						
Staff Services Mgr III	-	1	1	2,913-3,518	40,445	42,216
Staff Services Mgr II-Supvy	0.5	-	-	2,651-3,200	-	-
Staff Services Mgr I	0.9	3	3	2,415-2,913	100,818	104,868
Assoc Budget Analyst ³⁴	2	5	4	2,197-2,651	138,888	113,254
Staff Services Analyst-Gen	4.7	3	3	1,407-2,197	64,485	67,461
Sr Acct Clk	0.3	-	-	1,214-1,551	-	-
Totals	8.4	12	11	\$208,770	\$344,636	\$327,799
Business Services:						
Bus Service Off II	0.4	1	1	2,002-2,415	28,567	28,980
Bus Service Off I	1.4	2	2	1,827-2,197	46,565	48,768
Staff Services Analyst-Gen ³⁵	1.9	2	1	1,407-2,197	50,661	21,364
Property Clk II	1	1	1	1,591-2,098	19,692	20,624
Bus Service Asst	0.6	-	-	1,523-1,827	-	-
Office Techn-Typing ³⁶	0.3	1	-	1,214-1,551	17,100	-
Office Asst II-Typing ³⁷	1.6	2	1	1,048-1,367	26,722	12,172
Totals	7.2	9	6	\$145,649	\$189,307	\$131,908
Central Services-word Processing:						
Office Services Supvr I-Typing	0.5	-	-	1,214-1,551	-	-
Sr Word Processing Techn	0.4	1	1	1,260-1,486	15,998	16,694
Office Asst II-Typing	0.5	1	1	1,048-1,367	12,779	13,199
Word Processing Techn	1.8	2	2	1,048-1,309	27,131	28,073
Totals	3.2	4	4	\$48,847	\$55,908	\$57,966
Central Testing Unit:						
Personnel Selection Consultant II	1	1	1	2,651-3,200	38,400	38,400
Personnel Selection Consultant I	0.6	-	-	2,415-2,913	-	-
Test Validation & Develmt Spec II	2.6	2	2	2,197-2,651	57,536	60,314
Test Validation & Develmt Spec I	0.5	2	2	1,827-2,197	44,273	46,338
Office Techn-Typing	0.2	-	-	1,214-1,551	-	-
Secty	0.8	1	1	1,236-1,512	17,448	17,448
Totals	5.7	6	6	\$151,273	\$157,657	\$162,500
Copy Center:						
Mach Opr II -Gen	1	1	1	1,177-1,376	16,512	16,512
Totals	1	1	1	\$16,044	\$16,512	\$16,512
Data Processing:						
DP Mgr II	0.5	1	1	2,651-3,200	37,660	38,400
Staff Programmer Analyst	0.8	2	2	2,415-2,913	64,969	67,403
Staff DP Analyst	1	1	1	2,415-2,913	34,956	34,956
Assoc Programmer Analyst	3.7	4	4	2,197-2,651	119,386	122,054
Programmer II	0.6	1	1	1,827-2,197	21,924	22,944
Staff Services Analyst-Gen	0.5	1	1	1,407-2,197	24,984	26,166
Programmer I	1.4	1	1	1,407-1,827	21,924	21,924
Sr DP Techn	2.8	3	3	1,462-1,745	61,347	62,267
DP Techn	4.2	4	4	1,198-1,523	72,390	73,104
Key Data Supvr I	1	1	1	1,260-1,486	15,120	15,708
Office Asst II-Typing	1	1	1	1,048-1,367	14,568	14,568
Key Data Opr	0.8	1	1	976-1,309	12,612	14,016
Totals	18.3	21	21	\$410,776	\$501,840	\$513,510
Internal Audits:						
Staff Services Mgr II-Supvy	1	1	1	2,651-3,200	38,400	38,400
Staff Services Mgr I	0.3	-	-	2,415-2,913	-	-
Financial Examiner III	1	1	1	2,197-2,651	29,436	30,836
Assoc Mgt Analyst	1.3	1	1	2,197-2,651	31,324	31,812
Financial Examiner II	1	1	1	1,827-2,197	26,364	26,364
Staff Services Analyst-Gen	0.9	1	1	1,407-2,197	19,760	20,672
Mgt Services Techn	0.1	-	-	1,177-1,565	-	-
Steno	1	1	1	1,029-1,339	15,396	15,396
Office Asst II-Gen	0.3	-	-	1,048-1,309	-	-
Totals	6.9	6	6	\$173,484	\$160,680	\$163,480
Mailroom Services:						
Mailing Mach Supvr	1	1	1	1,265-1,491	17,838	17,892
Stock Clk	1	1	1	1,168-1,486	15,804	16,292
Mailing Mach Opr	1.7	1	1	1,135-1,321	13,946	14,444
Office Asst II-Gen	3.7	3	3	1,048-1,309	43,264	43,704
Mailing Mach Trainee	-	1	1	1,018-1,177	12,651	13,068
Office Asst I-Gen	-	1	1	944-1,087	11,819	12,188
Totals	7.4	8	8	\$109,610	\$115,322	\$117,588
Personnel:						
Personnel Mgr II	1	1	1	2,651-3,200	38,400	38,400
Assoc Personnel Analyst ³⁸	1.4	3	2	2,197-2,651	85,676	55,952
Staff Services Analyst-Gen	1.8	1	1	1,407-2,197	23,934	25,080
Personnel Asst II	0.8	1	1	1,481-1,768	19,614	20,506
Personnel Asst I	6.6	7	7	1,126-1,551	119,295	124,464
Office Techn-Typing	0.7	1	1	1,214-1,551	17,100	17,100
Office Asst II-Typing	1.4	2	2	1,048-1,367	27,662	28,082

1110 DEPARTMENT OF CONSUMER AFFAIRS—Continued

ORGANIZATIONAL UNIT Classification	NUMBER OF POSITIONS			EXPENDITURES		
	Filled 1983-84	Authorized 1984-85	Proposed 1985-86	Actual 1983-84	Estimated 1984-85	Proposed 1985-86
Word Processing Techn	0.6	1	1	1,048-1,309	15,659	15,708
Totals	14.3	17	16	\$279,056	\$347,340	\$325,292
Systems Support Unit:						
Staff Services Mgr 1	0.7	1	1	2,415-2,913	34,551	34,956
Assoc Programmer Analyst	0.3	1	1	2,197-2,651	31,812	31,812
Assoc Mgt Analyst	1.7	2	2	2,197-2,651	60,680	62,046
Assoc Govtl Prog Analyst ³⁹	1	2	1	2,197-2,651	58,176	23,636
Staff Services Analyst-Cen	1.4	1	1	1,407-2,197	22,349	23,394
Office Techn-Typing	1.2	2	2	1,214-1,551	32,924	33,794
Office Asst II-Cen	0.8	1	1	1,048-1,309	14,568	14,568
Word Processing Techn ⁴⁰	1	1	-	1,048-1,309	15,708	-
Totals	8.1	11	9	\$184,487	\$270,768	\$224,206
Affirmative Action:						
Staff Services Mgr 1	0.7	1	1	2,415-2,913	34,956	34,956
Staff Services Analyst-Cen	1.2	1	1	1,407-2,197	22,944	24,024
Office Techn-Typing	0.3	1	1	1,214-1,551	15,561	16,230
Totals	2.2	3	3	\$47,829	\$73,461	\$75,210
Training Office:						
Trng Off I	0.7	1	1	2,197-2,651	29,664	30,080
Staff Services Analyst-Gen ⁴¹	0.7	1	-	1,407-2,197	22,774	-
Totals	1.4	2	1	\$39,149	\$52,438	\$30,080
EDP Feasibility Study ⁴²	-	10	-	-	227,000	-
Temporary Help	6.6	4.1	4.1	66,125	52,900	52,900
Overtime	-	-	-	135,589	\$15,725	\$15,725
Totals, Division of Administration	135.5	165.4	138.4	\$3,184,010	\$3,929,036	\$3,379,779
Division Of Investigation:						
Div Chief	1	1	1	4,077-4,274	51,288	51,288
Supvng Special Investigator II	2.8	4	4	2,669-3,222	149,134	152,568
Supvng Special Investigator I	5.8	6	6	2,319-2,799	198,970	200,748
Assoc Govtl Prog Analyst	0.9	1	1	2,197-2,651	27,530	28,868
Cen Auditor III	1	1	1	2,197-2,651	31,812	31,812
Sr Special Investigator	16	16	16	2,113-2,546	478,837	483,348
Sr Investigator-Pest Control Bd	1.9	-	-	2,113-2,546	-	-
Special Investigator I	10.4	12	12	1,723-2,319	311,817	321,365
Investigator	4.2	1	1	1,924-2,319	26,274	27,516
Staff Services Analyst-Cen	0.4	1	1	1,407-2,197	21,924	21,924
Inspector II	9.4	10	10	1,630-1,959	221,386	227,459
Inspector I	0.4	-	-	1,433-1,706	-	-
Communications Opr II	0.1	-	-	1,394-1,652	-	-
Office Services Supvr I-Typing	1.7	1	1	1,214-1,551	17,100	17,100
Office Techn-Typing	2.5	4	4	1,214-1,551	65,694	66,420
Sr Steno	1	1	1	1,236-1,512	17,448	17,448
Office Asst II-Typing ⁴³	8.9	9	8	1,048-1,367	130,380	119,664
Key Data Opr	0.5	1	1	976-1,309	15,414	15,708
Temporary Help	1.3	2	2	25,677	28,130	28,130
Overtime	-	-	-	530	-	-
Totals, Division of Investigation ..	70.2	71	70	\$1,710,536	\$1,793,138	\$1,811,366
Totals, Administrative Services	205.7	236.4	208.4	\$4,894,546	\$5,722,174	\$5,191,145
TOTALS, AUTHORIZED POSITIONS	1452.5	1746.9	1440.6	\$31,828,801	\$38,936,764	\$32,524,416
Regular/Ongoing Positions	1337	1605.2	1319.2	29,650,355	36,488,724	30,414,376
Temporary Help	115.5	141.7	121.4	1,771,494	2,326,876	1,988,876
Overtime	-	-	-	406,952	121,164	121,164

¹ Three positions to terminate 6-30-85 (Athletic Commission)

² All positions to terminate 6-30-85 (Vehicle Inspection Program)

³ Position terminates 12-31-84 (Behavioral Science Exam)

⁴ Position terminates 6-30-85 (Contractors State Lic Board)

⁵ Three positions terminate 2-28-87 (Contractors State Lic Board)

⁶ Two positions terminate 3-31-86 (Contractors State Lic Board)

⁷ One position terminates 1-31-85; four positions terminate 3-31-86 (Contractors State Lic Board)

⁸ One position terminates 2-28-87 (Contractors State Lic Board)

⁹ One position terminates 8-31-87 (Contractors State Lic Board)

¹⁰ Two positions terminate 2-28-87 (Contractors State Lic Board)

¹¹ One position terminates 4-1-85 (Cosmetology)

¹² One position terminates 4-1-85 (Dental Board)

¹³ One position terminates 4-1-85 (Dental Board)

¹⁴ One position terminates 4-1-85 (Bureau of Elect and Appl Repair)

¹⁵ Four positions terminate 6-30-86 (Board of Medical Quality Assurance)

¹⁶ 0.5 position terminates 6-30-86 (Board of Medical Quality Assurance)

¹⁷ Two positions terminate 6-30-86 (Board of Medical Quality Assurance)

¹⁸ 0.5 position terminates 6-30-86 (Board of Medical Quality Assurance)

¹⁹ Position terminates 6-30-85 (Acupuncture Examining Committee)

²⁰ Three-tenths temporary help (\$5,000) terminates 6-30-85 (Acupuncture Examining Committee)

²¹ All positions terminate 6-30-86 (Respiratory Care)

²² One position terminates 6-30-85 (Pharmacy Board)

²³ 0.5 position terminates 6-30-86 (Polygraph Examiners Board)

²⁴ One position terminates 6-30-86 (Polygraph Examiners Board)

²⁵ 0.1 position terminates 6-30-86 (Polygraph Examiners Board)

²⁶ One position terminates 4-1-85 (Bd Reg For Professional Engineers)

1110 DEPARTMENT OF CONSUMER AFFAIRS--Continued

ORGANIZATIONAL UNIT	NUMBER OF POSITIONS			EXPENDITURES			
	Classification	Filled 1983-84	Authorized 1984-85	Proposed 1985-86	Actual 1983-84	Estimated 1984-85	Proposed 1985-86
²⁷ One position terminates 6-30-85 (Division of Administration)							
²⁸ Position terminates 6-30-85 (Division of Administration)							
²⁹ One position terminates 6-30-85 (Division of Administration)							
³⁰ Two positions terminates 6-30-85 (Division of Administration)							
³¹ Two positions terminate 6-30-85 (Division of Administration)							
³² One position terminates 6-30-85 (Division of Administration)							
³³ One position terminates 6-30-85 (Division of Administration)							
³⁴ One position terminates 6-30-85 (Division of Administration)							
³⁵ One position terminates 6-30-85 (Division of Administration)							
³⁶ Position terminates 6-30-85 (Division of Administration)							
³⁷ One position terminates 6-30-85 (Division of Administration)							
³⁸ One position terminates 6-30-85 (Division of Administration)							
³⁹ One position terminates 6-30-85 (Division of Administration)							
⁴⁰ Position terminates 6-30-85 (Division of Administration)							
⁴¹ Position terminates 6-30-85 (Division of Administration)							
⁴² Ten temporary help positions (\$227,000) terminate 6-30-85 (Division of Administration)							
⁴³ One position terminates 4-1-85 (Division of Investigation)							
Continuously Vacant Positions Abolished By							
State Controller:							
Bureau of Automotive Repair				SALARY RANGE			
Asst Auto Equipt Stds Engr	-	1	1	1,959-2,360	-	-	-
Bureau of Collection and Invest Serv							
Mgt Services Techn	-	1	1	1,177-1,565	-	-	-

1700 DEPARTMENT OF FAIR EMPLOYMENT AND HOUSING *

Directorate:		SALARY RANGE					
Director	1	1	1	\$52,979	\$52,979	\$52,979	
Chief Counsel I-CEA	-	1	1	3,888-4,704	46,656	48,924	
Chief Dep Director	-	1	1	4,077-4,274	51,288	51,288	
CEA II	0.4	-	-	3,052-4,067	-	-	
C.E.A. I	0.9	-	-	2,778-3,690	-	-	
Staff Services Mgr II-Supvy	0.5	1	1	2,651-3,200	42,216	42,216	
Exec Secty II	1	1	1	1,512-1,809	20,988	21,708	
Exec Secty I	-	1	1	1,389-1,653	19,836	19,836	
Office Techn-Typing	0.8	-	-	1,214-1,551	-	-	
Office Asst II-Typing	0.2	-	-	1,048-1,367	-	-	
Totals	4.8	6	6	\$160,288	\$233,963	\$236,951	
Administrative Services							
Dep Director	1	1	1	3,372-3,534	42,408	42,408	
Secy I	0.4	1	-	1,166-1,426	17,448	-	
Office Asst	-	1	1	1,048-1,367	12,576	13,044	
Totals	1.4	3	2	\$46,588	\$72,432	\$55,452	
Fiscal Resources Management:							
Staff Services Mgr I	1	1	1	2,415-2,913	34,551	34,956	
Assoc Budget Analyst	0.9	1	1	2,197-2,651	31,812	31,812	
Sr Acctg Off-Supvr	0.1	1	1	2,197-2,651	27,636	28,980	
Bus Service Off II	1	1	1	2,002-2,415	27,212	28,532	
Staff Services Analyst-Gen	0.1	-	-	1,407-2,197	-	-	
Bus Service Asst	1	1	1	1,523-1,827	19,917	20,861	
Accountant I - Specialist	1	1	1	1,401-1,827	19,899	19,992	
Property Clk I	1	1	1	1,401-1,827	19,992	19,992	
Mgt Services Techn	0.7	1	1	1,177-1,565	18,352	18,724	
Acctg Techn	0.3	-	-	1,214-1,551	-	-	
Sr Acct Clk	0.7	1	1	1,214-1,551	16,230	16,926	
Office Techn-Typing	0.6	1	1	1,214-1,551	15,463	16,114	
Sr Word Processing Techn	1	1	1	1,260-1,486	17,832	17,832	
Acct Clk II	0.3	-	-	1,087-1,367	-	-	
Office Asst II-Typing	1.1	-	-	1,048-1,367	-	-	
Word Processing Techn	2	2	2	1,048-1,309	30,828	31,416	
Totals	12.8	13	13	\$246,677	\$279,724	\$286,137	
Personnel:							
Staff Services Mgr I	0.3	1	1	2,415-2,913	34,956	34,956	
Assoc Personnel Analyst	1	1	1	2,197-2,651	31,812	31,812	
Staff Services Analyst-Gen	0.9	2	2	1,407-2,197	38,808	39,528	
Personnel Asst II	1.1	1	1	1,481-1,768	21,216	21,216	
Office Techn-Typing	0.3	1	1	1,214-1,551	16,230	16,926	
Personnel Asst I	0.4	-	-	1,126-1,551	-	-	
Totals	4	6	6	\$94,773	\$143,022	\$144,438	
Training & Development:							
Staff Services Mgr I	1	1	1	2,415-2,913	34,956	34,956	
Staff Services Analyst-Gen	1	1	1	1,407-2,197	23,574	24,696	

*The Salary Range and the amounts shown in 1984-85 and 1985-86 for this department do not reflect the 1984-85 fiscal year salary increase adjustment. This adjustment is reflected in the departmental Summary by Object of the Governor's Budget.

1700 DEPARTMENT OF FAIR EMPLOYMENT AND HOUSING—Continued

ORGANIZATIONAL UNIT	NUMBER OF POSITIONS			EXPENDITURES		
	Classification	Filled 1983-84	Authorized 1984-85	Proposed 1985-86	Actual 1983-84	Estimated 1984-85
				SALARY RANGE		
Office Asst II-Typing	0.1	-	-	1,048-1,367	-	-
Totals	2.1	2	2	\$57,265	\$58,530	\$59,652
Research & Program Evaluation:						
Research Mgr I-Cen	0.3	1	1	2,415-2,913	33,876	34,956
Test Validation and Develmt Spec II	0.9	-	-	2,197-2,651	-	-
Research Analyst II-Cen	0.7	-	-	2,197-2,651	-	-
Test Validation & Develmt Spec I	1	1	1	1,827-2,197	24,792	25,968
Totals	2.9	2	2	\$80,077	\$58,668	\$60,924
Housing Programs:						
Housing Prog Specialist	1	1	1	2,415-2,913	34,956	34,956
Consultant II	1.6	-	-	2,197-2,651	-	-
Office Techn-Cen	1	1	1	1,214-1,551	17,100	17,100
Totals	3.6	2	2	\$97,838	\$52,056	\$52,056
EDP Services:						
Staff Programmer Analyst	1	1	1	2,415-2,913	34,956	34,956
Assoc Programmer Analyst	1.5	2	2	2,197-2,651	58,388	59,672
Totals	2.5	3	3	\$79,884	\$93,344	\$94,628
Public Affairs and Community Relations:						
Communications Off	0.7	-	-	2,415-2,913	-	-
Asst Info Off	1.7	2	2	1,827-2,197	47,892	49,308
Office Techn-Typing	0.8	-	-	1,214-1,551	-	-
Office Asst II-Typing	1.2	1	1	1,048-1,367	14,928	14,928
Totals	4.4	3	3	\$90,149	\$62,820	\$64,236
Legislation:						
Staff Services Mgr I	0.4	1	1	2,415-2,913	33,336	33,336
Consultant II	0.9	1	1	2,197-2,651	31,812	31,812
Staff Services Analyst-Cen	1	1	1	1,407-2,197	23,176	26,364
Totals	2.3	3	3	\$65,647	\$90,324	\$91,512
Totals, Administrative Services	36	37	36	\$858,898	\$910,920	\$909,035
Enforce Of Anti-Discrimination Laws						
Complaint Invest And Conciliation:						
Chief Dep Director	1	-	-	4,077-4,274	-	-
CEA II	-	1	1	3,052-4,067	48,684	48,684
Administrator II	2	2	2	2,778-3,357	80,568	80,568
Staff Services Mgr II-Supvy	0.1	-	-	2,651-3,200	-	-
Administrator I	10.9	10	10	2,529-3,052	367,620	367,620
Consultant III-Specialist	2.1	3	3	2,415-2,913	105,228	105,228
Communications Off	0.3	1	1	2,415-2,913	34,956	34,956
Consultant III-Supvy	17.4	19	19	2,415-2,913	659,942	664,524
Consultant II	75.2	77	77	2,197-2,651	2,376,603	2,410,091
Adm Asst I	0.5	-	-	1,827-2,303	-	-
Consultant I	11.1	14	14	1,407-2,197	322,448	333,741
Office Services Supvr II-Cen	1	1	1	1,358-1,768	18,192	18,972
Exec Secty I	0.6	-	-	1,389-1,653	-	-
Office Services Supvr I-Typing	0.9	1	1	1,214-1,551	17,100	17,100
Office Techn-Cen	3	3	3	1,214-1,551	51,602	51,660
Office Techn-Typing	8.8	10	10	1,214-1,551	164,375	167,880
Sr Steno	0.8	-	-	1,236-1,512	-	-
Secty	1	1	1	1,236-1,512	17,808	17,808
Office Asst II-Typing	34.5	37.5	37.5	1,048-1,367	529,135	532,851
Steno	0.6	1	1	1,029-1,339	12,738	13,158
Office Asst II-Cen	1	1	1	1,048-1,309	14,568	14,568
Office Asst I-Typing	-	3	3	976-1,126	36,468	37,638
Totals	172.8	185.5	185.5	\$4,459,234	\$4,858,035	\$4,917,047
Disability Compliance:						
Staff Services Mgr I ¹	0.4	1	-	2,415-2,913	35,520	-
Assoc Govtl Prog Analyst ¹	0.8	2	-	2,197-2,651	56,730	-
Office Asst II-Typing	-	1	1	1,048-1,367	13,409	13,850
Totals	1.2	4	1	\$37,339	\$105,659	\$13,850
Contract Compliance:						
Staff Services Mgr II	-	1	1	2,651-3,200	38,400	38,400
Staff Services Mgr I	1	1	1	2,415-2,913	34,956	34,956
Assoc Govtl Prog Analyst	2	2	2	2,197-2,651	63,624	63,624
Office Asst II-Typing	0.7	1	1	1,048-1,367	14,568	14,568
Totals	3.7	5	5	\$105,437	\$151,548	\$151,548
Monitoring:						
Consultant III	2	1	1	2,415-2,913	35,316	35,316
Office Asst II-Typing	0.9	0.5	0.5	1,048-1,367	6,792	6,792
Totals	2.9	1.5	1.5	\$79,710	\$42,108	\$42,108

1700 DEPARTMENT OF FAIR EMPLOYMENT AND HOUSING—Continued

ORGANIZATIONAL UNIT Classification	NUMBER OF POSITIONS			EXPENDITURES		
	Filled 1983-84	Authorized 1984-85	Proposed 1985-86	Actual 1983-84	Estimated 1984-85	Proposed 1985-86
Legal Programs				SALARY RANGE		
Counsel III	0.5	0.5	0.5	3,602-4,360	26,160	26,160
Counsel II	2.1	4	4	3,128-3,780	171,954	178,058
Counsel I	7.7	8	8	2,845-3,440	293,789	306,730
Legal Counsel	1.9	-	-	2,051-2,591	-	-
Adm Asst	0.4	-	-	1,827-2,303	-	-
Staff Services Analyst-Gen	0.6	1	1	1,407-2,197	26,364	26,364
Sr Legal Asst	3	3	3	1,331-1,729	56,772	56,772
Legal Typist	2.9	3	3	1,191-1,517	50,220	50,220
Totals	19.1	19.5	19.5	\$576,854	\$625,259	\$644,304
Totals, Enforcement	199.7	215.5	212.5	\$5,258,574	\$5,782,609	\$5,768,857
Temporary Help	4.5	2	2	179,856	23,000	23,000
Overtime	-	-	-	2,848	8,000	8,000
TOTALS, AUTHORIZED POSITIONS	245	260.5	256.5	\$6,460,464	\$6,958,492	\$6,945,843
Regular/Ongoing Positions	240.5	258.5	254.5	6,277,760	6,927,492	6,914,843
Temporary Help	4.5	2	2	179,856	23,000	23,000
Overtime	-	-	-	2,848	8,000	8,000

¹ 4 positions for Disability Program expire 6/30/85

1705 FAIR EMPLOYMENT AND HOUSING COMMISSION *

				SALARY RANGE		
Commissioners (7) Per diem	-	-	-	\$50/day	\$16,800	\$16,800
Exec & Legal Affairs Secty	1	1	1	4,077-4,274	51,288	51,288
Counsel II	1.9	2	2	3,128-3,780	90,720	90,720
Counsel I	0.7	1	1	2,845-3,440	35,244	36,956
Assoc Govtl Prog Analyst	1	1	1	2,197-2,651	30,836	31,812
Legal Counsel	2.7	3	3	2,051-2,591	86,715	88,994
Graduate Legal Asst	0.1	-	-	1,868-2,051	-	-
Sr Legal Typist	3.4	4	4	1,331-1,729	77,000	78,064
Legal Typist	0.6	-	-	1,191-1,517	-	-
Secty	0.1	-	-	1,236-1,512	-	-
Office Asst II-Typing	0.1	0.5	0.5	1,048-1,367	6,582	6,582
Temporary Help	0.6	1	1	(5,078)	24,000	24,000
Overtime	-	-	-	(4,000)	4,000	4,000
TOTALS, AUTHORIZED POSITIONS	12.2	13.5	13.5	\$354,317	\$423,185	\$429,216
Regular/Ongoing Positions	11.6	12.5	12.5	345,239	395,185	401,216
Temporary Help	0.6	1	1	5,078	24,000	24,000
Overtime	-	-	-	4,000	4,000	4,000

1710 OFFICE OF THE STATE FIRE MARSHAL *

				SALARY RANGE		
State Fire Marshal	1	-	-	\$48,176	-	-
C.E.A. II	1	-	-	3,052-4,057	-	-
C.E.A. I	1.9	-	-	2,778-3,690	-	-
Asst Director	0.6	-	-	3,372-3,534	-	-
Chief Arson & Bomb Investigator	0.8	-	-	2,861-3,458	-	-
Div Chief	0.2	-	-	2,861-3,458	-	-
Fire Prevention Engr	8.6	-	-	2,861-3,458	-	-
New Prog Consultant	0.2	-	-	2,861-3,458	-	-
Staff Services Mgr II-Suprvy	1	-	-	2,651-3,200	-	-
Fire Service Trng Specialist III	3.3	-	-	2,605-3,144	-	-
Dep Fire Marshal III-Specialist	11.5	-	-	2,605-3,144	-	-
Dep Fire Marshal III-Supvr	4.8	-	-	2,605-3,144	-	-
Staff Programmer Analyst	0.1	-	-	2,415-2,913	-	-
Staff Services Mgr I	0.4	-	-	2,415-2,913	-	-
Arson & Bomb Investigator	9	-	-	2,372-2,861	-	-
Assoc Pers Analyst	0.9	-	-	2,197-2,651	-	-
Assoc Programmer Analyst	0.9	-	-	2,197-2,651	-	-
Assoc Govtl Prog Analyst	0.3	-	-	2,197-2,651	-	-
Dep Fire Marshal II	19.9	-	-	2,161-2,605	-	-
Fire Service Trng Specialist II	0.5	-	-	2,161-2,605	-	-
Dep Fire Marshal I	4.3	-	-	2,062-2,263	-	-
Fire Service Trng Specialist I	0.9	-	-	2,062-2,263	-	-
Accounting Officer-Supvr	1	-	-	1,827-2,197	-	-
Staff Services Analyst-Gen	4.7	-	-	1,407-2,197	-	-
Dep Fire Marshal-Intern	1	-	-	1,890-2,071	-	-
Exec Secty II	1	-	-	1,512-1,809	-	-
Office Services Supvr II-Gen	1	-	-	1,358-1,768	-	-
Exec Secty I	2	-	-	1,389-1,653	-	-
Mgt Services Techn	2.7	-	-	1,177-1,565	-	-
Office Services Supvr I-Typing	1.2	-	-	1,214-1,551	-	-
Office Techn-Typing	3.2	-	-	1,214-1,551	-	-
Pers Asst I	1	-	-	1,126-1,551	-	-
Sr Acct Clk	1	-	-	1,214-1,551	-	-
Acctg Techn	1	-	-	1,214-1,551	-	-

*The Salary Range and the amounts shown in 1984-85 and 1985-86 for this department do not reflect the 1984-85 fiscal year salary increase adjustment. This adjustment is reflected in the departmental Summary by Object of the Governor's Budget.

1710 OFFICE OF THE STATE FIRE MARSHAL—Continued

ORGANIZATIONAL UNIT	NUMBER OF POSITIONS			EXPENDITURES		
	Classification	Filled 1983-84	Authorized 1984-85	Proposed 1985-86	Actual 1983-84	Estimated 1984-85
SALARY RANGE						
Stock Clk	1	-	-	1,168-1,486	-	-
Office Asst II-Typing	14.6	-	-	1,048-1,367	-	-
Word Processing Techn	2	-	-	1,048-1,309	-	-
Temporary Help	4.6	0.9	0.9	(74,611)	\$37,000	\$37,000
Overtime	-	-	-	(19,212)	1,500	1,500
Totals	115.1	0.9	0.9	\$3,107,127	\$38,500	\$38,500
Sacramento Region:						
Fire Prevention Engr	-	3	3	2,861-3,458	124,488	124,488
Dep Fire Marshal III-Supvr	-	3	3	2,605-3,144	102,532	105,648
Dep Fire Marshal III-Spec	-	4	4	2,605-3,144	132,264	136,824
Dep Fire Marshal II	-	3	3	2,161-2,605	93,780	93,780
Dep Fire Marshal I	-	5	5	2,062-2,263	126,492	132,108
Staff Services Analyst-Gen	-	1	1	1,407-2,197	23,934	25,080
Dep Fire Marshal-Intern	-	2	2	1,890-2,071	45,360	47,496
Office Services Supvr I-Typing	-	1	1	1,214-1,551	17,100	17,100
Office Asst II-Typing	-	2	2	1,048-1,367	27,557	27,977
Totals	-	24	24	-	\$693,507	\$710,501
Northern Region:						
Fire Prevention Engr	-	1	1	2,861-3,458	41,496	41,496
Dep Fire Marshal III-Spec	-	4	4	2,605-3,144	144,444	145,956
Dep Fire Marshal II	-	5	5	2,161-2,605	154,884	156,300
Fire Service Trng Specialist II	-	1	1	2,161-2,605	25,932	27,156
Dep Fire Marshal I	-	5	5	2,062-2,263	125,304	130,884
Mgt Services Techn	-	1	1	1,177-1,565	14,124	14,664
Office Services Supvr I-Typing	-	1	1	1,214-1,551	14,660	15,218
Office Asst II-Typing	-	2	2	1,048-1,367	27,732	27,732
Totals	-	20	20	-	\$548,576	\$559,406
Southern Region:						
Fire Prevention Engr	-	1	1	2,861-3,458	41,496	41,496
Dep Fire Marshal III-Supvr	-	3	3	2,605-3,144	109,658	111,317
Dep Fire Marshal III-Spec	-	5	5	2,605-3,144	177,728	180,826
Dep Fire Marshal II	-	4	4	2,161-2,605	121,100	123,164
Dep Fire Marshal I	-	8	8	2,062-2,263	198,843	208,374
Office Services Supvr-Typing	-	1	1	1,214-1,551	17,100	17,100
Mgt Services Techn	-	1	1	1,177-1,565	18,780	18,780
Office Asst II-Typing	-	3	3	1,048-1,367	42,300	42,300
Word Processing Techn	-	1	1	1,048-1,309	12,954	13,374
Totals	-	27	27	-	\$739,959	\$756,731
Executive Office:						
State Fire Marshal	-	1	1	48,176	48,176	48,176
C.E.A. II	-	1	1	3,052-4,057	48,684	48,684
C.E.A. I	-	3	3	2,778-3,690	118,779	123,831
Asst Director	-	1	1	3,372-3,534	42,408	42,408
Fire Prevention Engr	-	1	1	2,861-3,458	41,496	41,496
Exec Secty II	-	1	1	1,512-1,809	21,708	21,708
Exec Secty I	-	2	2	1,389-1,653	39,158	39,610
Office Techn-Typing	-	1	1	1,214-1,551	16,926	17,100
Totals	-	11	11	-	\$377,335	\$383,013
Special Enforcement:						
Chief Arson & Bomb Investigator	-	1	1	2,861-3,458	37,296	39,096
Arson & Bomb Investigator	-	9	9	2,372-2,861	297,162	300,720
Dep Fire Marshal II	-	1	1	2,161-2,605	31,260	31,260
Mgt Services Techn	-	1	1	1,177-1,565	18,027	18,654
Office Asst II-Typing	-	2	2	1,048-1,367	30,240	30,240
Totals	-	14	14	-	\$413,985	\$419,970
Legislative, Regulatory & Technical Services:						
Fire Prevention Engr	-	2	2	2,861-3,458	77,640	79,376
Dep Fire Marshal III-Specialist	-	3	3	2,605-3,144	102,792	105,926
Assoc Govtl Prog Analyst	-	1	1	2,197-2,651	31,812	31,812
Textile Chemist II	-	1	1	2,002-2,415	24,024	25,176
Office Services Supvr II-Gen	-	1	1	1,358-1,768	19,332	19,332
Textile Techn I	-	1	1	1,269-1,498	15,540	16,182
Office Asst II-Typing	-	2	2	1,048-1,367	29,136	29,136
Word Processing Techn	-	1	1	1,048-1,309	15,708	15,708
Totals	-	12	12	-	\$315,984	\$322,648
Educational Services:						
Fire Prevention Engr	-	2	2	2,861-3,458	82,992	82,992
Fire Service Trng Specialist III	-	3	3	2,605-3,144	106,890	110,205
Fire Service Trng Specialist I	-	1	1	2,062-2,263	25,833	27,054
Office Asst II-Typing	-	5	5	1,048-1,367	69,277	70,938
Totals	-	11	11	-	\$284,992	\$291,189
Administrative Services:						
Staff Services Mgr II-Supvry	-	1	1	2,651-3,200	38,400	38,400
Staff Programmer Analyst	-	1	1	2,415-2,913	31,939	33,471
Assoc Pers Analyst	-	1	1	2,197-2,651	27,530	28,868
Accounting Officer-Supvr	-	1	1	1,827-2,197	23,844	24,984
Staff Services Analyst-Gen	-	5	5	1,407-2,197	111,746	115,948

1710 OFFICE OF THE STATE FIRE MARSHAL—Continued

ORGANIZATIONAL UNIT Classification	NUMBER OF POSITIONS			EXPENDITURES		
	Filled 1983-84	Authorized 1984-85	Proposed 1985-86	Actual 1983-84	Estimated 1984-85	Proposed 1985-86
				SALARY RANGE		
Mgt Services Techn	-	3	3	1,177-1,595	53,364	54,858
Sr Acct Clk	-	1	1	1,214-1,551	17,100	17,100
Pers Asst I	-	1	1	1,126-1,551	18,287	18,612
Stock Clk	-	1	1	1,168-1,486	16,404	16,404
Office Asst II-Typing	-	2	2	1,048-1,367	27,907	28,342
Key Data Opr	-	1	1	976-1,309	12,616	13,764
Totals	-	18	18	-	\$379,137	\$390,751
Pipeline:						
Division Chief	-	1	1	2,861-3,458	41,496	41,496
New Programs Consultant	-	1	1	2,717-3,279	32,604	34,140
Fire Service Trng Specialist III	-	1	1	2,605-3,144	37,728	37,728
Arson & Bomb Investigator	-	3	3	2,372-2,861	86,772	90,948
New Programs Consultant	-	4	4	2,360-2,845	113,280	118,656
Office Asst II-Typing	-	2	2	1,048-1,367	27,697	28,117
Totals	-	12	12	-	\$339,577	\$351,085
TOTALS, AUTHORIZED POSITIONS	115.1	149.9	149.9	\$3,107,127	\$4,131,552	\$4,223,794
Regular/Ongoing Positions	110.5	149	149	3,013,304	4,093,052	4,185,294
Temporary Help	4.6	0.9	0.9	74,611	37,000	37,000
Overtime	-	-	-	19,212	1,500	1,500

1730 FRANCHISE TAX BOARD *

Administration					SALARY RANGE		
Executive Management:							
Exec Off	1	1	1	\$63,660	\$63,660	\$63,660	
C.E.A. IV	1	1	1	3,618-4,680	56,160	56,160	
Administrator III	1.1	-	-	2,913-3,690	-	-	
Administrator II	0.3	-	-	2,651-3,357	-	-	
Administrator I	1	-	-	2,415-3,052	-	-	
Bus Service Off III	0.8	-	-	2,197-2,651	-	-	
Assoc Mgt Analyst	0.3	-	-	2,197-2,651	-	-	
Adm Asst I	0.3	1	1	1,827-2,303	22,995	24,078	
Exec Secty II	0.8	-	-	1,512-1,809	-	-	
Exec Secty I	1	1	1	1,389-1,653	19,836	19,836	
Office Techn-Typing	1.3	1	1	1,214-1,551	15,267	15,882	
Office Asst II-Gen	0.8	-	-	1,048-1,309	-	-	
Totals	9.7	5	5	\$313,842	\$177,918	\$179,616	
Affirmative Action:							
Administrator I	0.8	-	-	2,415-3,052	-	-	
Tax Auditor III	0.3	1	1	2,197-2,778	27,636	28,980	
Office Asst II-Typing	1	1	1	1,048-1,367	14,568	14,568	
Totals	2.1	2	2	\$42,648	\$42,204	\$43,548	
Internal Audit:							
Administrator II	1	-	-	2,651-3,357	-	-	
Administrator I	1	-	-	2,415-3,052	-	-	
Assoc Mgt Auditor	2.4	-	-	2,197-2,651	-	-	
Tax Auditor II	0.6	-	-	1,827-2,303	-	-	
Secty	1	-	-	1,236-1,512	-	-	
Totals	6	-	-	\$172,769	-	-	
Facilities/Business Services Bureau:							
Administrator III	-	1	1	2,913-3,690	46,428	46,428	
Facilities Planning Division:							
Administrator II	-	1	1	2,651-3,357	37,068	38,400	
Assoc Mgt Analyst	-	1	1	2,197-2,651	31,690	31,812	
Bus Service Off III	-	1	1	2,197-2,651	26,364	27,636	
Business Services Section:							
Staff Services Mgr I	-	1	1	2,415-2,913	34,956	34,956	
Bus Service Off III	-	1	1	2,197-2,651	31,812	31,812	
Bus Service Off II	-	2	2	2,002-2,415	56,510	57,848	
Bus Service Off I	-	5	5	1,827-2,197	127,182	128,400	
Staff Services Analyst-Gen	-	1	1	1,407-2,197	26,364	26,364	
Property Clk II	-	1	1	1,591-2,098	22,689	22,944	
Materials & Stores Supvr II	-	2	2	1,591-2,098	45,888	45,888	
Warehouse Worker	-	6	6	1,401-1,666	109,656	109,656	
Office Services Supvr I-Gen	-	1	1	1,214-1,551	17,100	17,100	
Mailing Mach Supvr	-	1	1	1,265-1,491	17,892	17,892	
Key Data Supvr I	-	1	1	1,260-1,486	16,056	16,752	
Stock Clk	-	1	1	1,168-1,486	16,404	16,404	
Office Asst II-Typing	-	2	2	1,048-1,367	29,136	29,136	
Mailing Mach Opr	-	3	3	1,135-1,321	46,622	47,363	
Office Asst II-Gen	-	3	3	1,048-1,309	113,822	115,532	
Office Asst I-Gen	-	1	1	944-1,087	11,790	12,156	
Asst Clk	-	1	1	832-950	11,259	11,562	
Technical Analysis Section:							
Administrator I	-	1	1	2,415-3,052	34,956	34,956	

*The Salary Range and the amounts shown in 1984-85 and 1985-86 for this department do not reflect the 1984-85 fiscal year salary increase adjustment. This adjustment is reflected in the departmental Summary by Object of the Governor's Budget.

1730 FRANCHISE TAX BOARD—Continued

ORGANIZATIONAL UNIT	NUMBER OF POSITIONS			EXPENDITURES		
	Classification	Filled 1983-84	Authorized 1984-85	Proposed 1985-86	Actual 1983-84	Estimated 1984-85
SALARY RANGE						
Assoc Mgt Analyst	-	1	1	2,197-2,651	31,812	31,812
Sr Graphic Artist	-	1	1	1,868-2,251	27,012	27,012
Staff Services Analyst-Gen	-	1	1	1,407-2,197	26,364	26,364
Graphic Artist	-	1	1	1,630-1,959	23,508	23,508
Sr Mach Opr	-	1	1	1,317-1,557	18,684	18,684
Office Services Supvr I-Gen	-	1	1	1,214-1,551	17,100	17,100
Mach Opr III-Gen	-	3	3	1,222-1,437	51,732	51,732
Composing Techn I	-	1	1	1,214-1,425	17,100	17,100
Mach Opr II-Gen	-	4	4	1,177-1,376	63,122	64,200
Office Asst II-Typing	-	2	2	1,048-1,367	29,136	29,136
Office Asst II-Gen	-	1	1	1,048-1,309	14,568	14,568
Composing Techn Trainee	-	1	1	1,126-1,309	15,708	15,708
Asst Clk	-	1	1	832-950	11,688	11,688
Internal Audit Section:						
Administrator II	-	1	1	2,651-3,357	38,400	38,400
Administrator I	-	1	1	2,415-3,052	34,956	34,956
Assoc Mgt Auditor	-	2	2	2,197-2,651	63,624	63,624
Tax Auditor II	-	1	1	1,827-2,303	24,888	26,067
Auditor I/II	-	1	1	1,407-2,197	17,604	21,924
Secty	-	1	1	1,236-1,512	17,308	17,448
Totals	-	69	69	-	\$1,455,958	\$1,472,028
Personnel Management Bureau:						
C.E.A. I	-	1	1	2,778-3,690	42,055	44,108
Secty	-	1	1	1,236-1,512	17,448	17,448
Labor Relations:						
Assoc Personnel Analyst	-	1	1	2,197-2,651	31,812	31,812
Labor Relations Analyst	-	1	1	2,197-2,651	31,812	31,812
Personnel Section:						
Staff Services Mgr II-Managerial	-	1	1	2,651-3,200	38,400	38,400
Staff Services Mgr I	-	2	2	2,415-2,913	67,657	69,237
Assoc Personnel Analyst	-	5	5	2,197-2,651	154,178	157,230
Staff Services Analyst-Gen	-	2	2	1,407-2,197	39,828	41,628
Personnel Asst III	-	1	1	1,611-1,939	23,268	23,268
Office Services Supvr III-Gen	-	1	1	1,544-1,854	22,248	22,248
Personnel Asst II	-	4	4	1,481-1,768	84,012	84,864
Office Techn-Typing	-	1	1	1,214-1,551	17,100	17,100
Office Techn-Gen	-	1	1	1,214-1,551	17,100	17,100
Personnel Asst I	-	9	9	1,126-1,551	163,125	164,604
Secty	-	1	1	1,236-1,512	17,448	17,448
Office Asst II-Typing	-	5	5	1,048-1,367	72,840	72,840
Office Asst II-Gen	-	1	1	1,048-1,309	14,568	14,568
Office Asst I-Typing	-	1	1	976-1,126	12,156	12,546
Asst Clk	-	1	1	832-950	10,632	10,929
Employee Development Section:						
Administrator II	-	1	1	2,651-3,357	38,400	38,400
Trng Off I	-	3	3	2,197-2,651	91,932	93,288
Assoc Govtl Prog Analyst	-	1	1	2,197-2,651	31,812	31,812
Staff Services Analyst-Gen	-	1	1	1,407-2,197	24,024	25,176
Personnel Techn I	-	1	1	1,138-1,565	18,780	18,780
Mgt Services Techn	-	1	1	1,177-1,565	16,127	16,817
Personnel Asst I	-	1	1	1,126-1,551	17,042	17,771
Sr Steno	-	1	1	1,236-1,512	17,448	17,448
Office Asst II-Typing	-	1	1	1,048-1,367	12,989	13,409
Asst Clk	-	1	1	832-950	11,118	11,462
Totals	-	52	52	-	\$1,157,359	\$1,173,553
Tax Policy & Leg. Support Bureau:						
C.E.A. II	1	-	-	3,052-4,057	-	-
Administrator III	1	-	-	2,913-3,690	-	-
Administrator II	2	-	-	2,651-3,357	-	-
Prog Specialist II	0.9	-	-	2,651-3,357	-	-
Research Mgr II-Economics	0.2	-	-	2,651-3,200	-	-
Tax Service Specialist	1.2	-	-	2,651-3,200	-	-
Administrator I	0.8	-	-	2,415-3,052	-	-
Staff Services Mgr I	1.8	-	-	2,415-2,913	-	-
Tax Auditor III	0.3	-	-	2,197-2,778	-	-
Asst Tax Service Specialist	0.9	-	-	2,197-2,651	-	-
Assoc Govtl Prog Analyst	2.5	-	-	2,197-2,651	-	-
Tax Compliance Rep III	0.2	-	-	2,197-2,651	-	-
Assoc Mgt Analyst	1.1	-	-	2,197-2,651	-	-
Tax Auditor II	0.2	-	-	1,827-2,303	-	-
Tax Compliance Rep II	1	-	-	1,827-2,197	-	-
Staff Services Analyst-Gen	0.9	-	-	1,407-2,197	-	-
Tax Compliance Rep I	0.2	-	-	1,407-1,827	-	-
Prog Techn III-Taxpayer	0.8	-	-	1,358-1,611	-	-
Mgt Services Techn	1.8	-	-	1,177-1,565	-	-
Office Techn-Typing	0.8	-	-	1,214-1,551	-	-
Secty	1	-	-	1,236-1,512	-	-
Sr Word Processing Techn	0.7	-	-	1,260-1,486	-	-
Prog Techn II-Taxpayer	0.1	-	-	1,214-1,425	-	-
Office Asst II-Typing	1	-	-	1,048-1,367	-	-
Office Asst II-Gen	0.1	-	-	1,048-1,309	-	-
Word Processing Techn	0.3	-	-	1,048-1,309	-	-
Totals	22.8	-	-	\$622,595	-	-
Overtime	-	-	-	-	\$40,700	\$41,100
Totals, Administration	40.6	128	128	\$1,151,854	\$2,874,139	\$2,909,845

1730 FRANCHISE TAX BOARD—Continued

ORGANIZATIONAL UNIT Classification	NUMBER OF POSITIONS			EXPENDITURES		
	Filled 1983-84	Authorized 1984-85	Proposed 1985-86	Actual 1983-84	Estimated 1984-85	Proposed 1985-86
Information Systems Division:						
Administration:				SALARY RANGE		
C.E.A. III	1	1	1	3,357-4,464	51,896	53,568
Secty	1	1	1	1,236-1,512	17,448	17,448
Totals	2	2	2	\$65,052	\$69,344	\$71,016
Systems & Information Services:						
DP Mgr IV	1	1	1	3,200-3,869	46,428	46,428
Information & Support:						
DP Mgr II	1	1	1	2,651-3,200	38,400	38,400
Sr DP Analyst	0.3	1	1	2,651-3,200	37,216	38,400
DP Mgr I	2.5	3	3	2,415-2,913	104,868	104,868
Staff DP Analyst	1.9	1	1	2,415-2,913	34,956	34,956
Assoc Mgt Analyst	0.2	-	-	2,197-2,651	-	-
Assoc DP Analyst	8.2	10	10	2,197-2,651	293,404	302,762
Sr Techn Supvr II	1	1	1	2,098-2,529	30,348	30,348
Staff Services Analyst-Gen	11	13	13	1,407-2,197	308,176	316,978
Sr DP Techn	0.9	1	1	1,462-1,745	20,308	20,940
Secty	1	1	1	1,236-1,512	17,448	17,448
Office Asst II-Typing	0.9	1	1	1,048-1,367	14,568	14,568
Systems Development:						
DP Mgr III	0.9	1	1	2,913-3,518	42,055	42,216
DP Mgr II	3.1	3	3	2,651-3,200	115,200	115,200
Sr Programmer Analyst	2	3	3	2,651-3,200	113,424	115,200
DP Mgr I	6	6	6	2,415-2,913	209,736	209,736
Staff DP Analyst	1.6	2	2	2,415-2,913	63,936	65,304
Staff Programmer Analyst	2	1	1	2,415-2,913	34,956	34,956
Assoc Mgt Analyst	0.3	-	-	2,197-2,651	-	-
Assoc Programmer Analyst	29.1	32	32	2,197-2,651	967,574	988,664
Key Data Supvr IV	0.1	-	-	1,827-2,197	-	-
Programmer II	15.1	15	15	1,827-2,197	376,728	386,895
Programmer I	1.3	1	1	1,407-1,827	21,924	21,924
Sr DP Techn	0.1	1	1	1,462-1,745	19,167	20,071
DP Techn	3.1	4	4	1,198-1,523	62,316	64,044
Secty	1	1	1	1,236-1,512	17,448	17,448
Office Asst II-Typing	1	1	1	1,048-1,367	14,568	14,568
Totals	96.6	105	105	\$2,693,288	\$3,005,152	\$3,062,322
Data Center Bureau:						
DP Mgr IV	0.4	1	1	3,200-3,869	45,175	46,428
DP Mgr III	0.6	-	-	2,913-3,518	-	-
Systems Software Spec II-Tech	3	3	3	2,651-3,200	115,200	115,200
DP Mgr II	2	2	2	2,651-3,200	76,800	76,800
DP Mgr I	2	2	2	2,415-2,913	69,912	69,912
Staff DP Analyst	2.8	3	3	2,415-2,913	104,868	104,868
Staff Programmer Analyst	1	1	1	2,415-2,913	34,956	34,956
Systems Software Specialist I	5	5	5	2,415-2,913	174,105	174,780
Assoc Systems Software Specialist	1.5	2	2	2,197-2,651	57,470	60,120
Assoc DP Analyst	1	2	2	2,197-2,651	58,176	59,448
DP Techn Supvr II	2.2	2	2	2,098-2,529	56,019	57,242
Computer Operations Supvr II	3	3	3	2,098-2,529	92,396	92,396
DP Techn Specialist II	0.2	1	1	2,098-2,529	26,576	27,860
Programmer II	0.5	-	-	1,827-2,197	-	-
Staff Services Analyst-Gen	1.5	1	1	1,407-2,197	25,296	26,364
DP Techn Supvr I	7.8	8	8	1,745-2,098	190,522	196,385
Computer Operations Supvr I	2.7	3	3	1,745-2,098	73,957	75,098
Sr Computer Opr	8.2	9	9	1,462-1,745	182,289	186,550
Sr DP Techn	13.1	17	17	1,462-1,745	334,983	343,565
Warehouse Worker	1	1	1	1,401-1,666	18,276	18,276
DP Techn	6.7	8	8	1,198-1,523	122,608	126,494
Computer Opr	8.4	9	9	1,198-1,523	153,105	156,845
Secty	0.8	1	1	1,236-1,512	17,448	17,448
Office Asst II-Typing	2.9	3	3	1,048-1,367	42,615	43,062
Office Asst II-Gen	3.9	4	4	1,048-1,309	56,734	58,458
Totals	82.2	91	91	\$1,903,858	\$2,129,486	\$2,168,555
Overtime	-	-	-	20,847	31,900	32,200
Totals, Information Systems Division	180.8	198	198	\$4,683,045	\$5,235,882	\$5,334,093
Compliance Division						
Administration:						
C.E.A. IV	0.9	1	1	3,618-4,680	56,160	56,160
Administrator I	0.9	1	1	2,415-3,052	34,956	34,956
Staff Services Mgr I	0.1	-	-	2,415-2,913	-	-
Exec Secty I	1	1	1	1,389-1,653	16,668	17,400
Totals	2.9	3	3	\$103,346	\$107,784	\$108,516
Enforcement Bureau:						
C.E.A. II	1	1	1	3,052-4,057	44,638	47,014
Administrator III	1	1	1	2,913-3,690	42,216	42,216
Administrator II	2.2	3	3	2,651-3,357	113,720	115,200
Administrator I	9.1	10	10	2,415-3,052	345,574	348,480

1730 FRANCHISE TAX BOARD—Continued

ORGANIZATIONAL UNIT	NUMBER OF POSITIONS			EXPENDITURES		
	Classification	Filed 1983-84	Authorized 1984-85	Proposed 1985-86	Actual 1983-84	Estimated 1984-85
SALARY RANGE						
Prog Specialist I	2	2	2	2,415-3,052	69,912	69,912
Tax Auditor III	1.2	2	2	2,197-2,778	63,624	63,624
Tax Compliance Rep III	1.3	3	3	2,197-2,651	95,436	95,436
Tax Compliance Rep III	23.6	24	24	2,197-2,651	744,132	756,038
Tax Auditor II	0.3	2	2	1,827-2,303	50,076	52,035
Tax Compliance Rep II	38.3	39	39	1,827-2,197	995,589	1,015,896
Tax Compliance Rep I	2.6	8	8	1,407-1,827	157,663	162,577
Office Services Supvr II-Gen	0.3	-	-	1,358-1,768	-	-
Exec Secty I	-	1	1	1,389-1,653	19,836	19,836
Mgt Services Techn	26.9	25	25	1,177-1,565	435,488	446,566
Office Services Supvr I-Gen	4.5	5	5	1,214-1,551	84,514	85,442
Office Techn-Typing	0.2	1	1	1,214-1,551	15,316	15,940
Office Techn-Gen	1.4	2	2	1,214-1,551	31,668	32,220
Secty	2.1	2	2	1,236-1,512	34,660	34,896
Prog Techn II-Taxpayer	4.6	5	5	1,214-1,425	83,466	84,456
Office Asst II-Typing	7.3	10	10	1,048-1,367	144,806	145,636
Steno	0.6	-	-	1,029-1,339	-	-
Office Asst II-Gen	34.2	39	39	1,048-1,309	564,880	567,920
Word Processing Techn	1	1	1	1,048-1,309	15,708	15,708
Prog Techn Trainee-Gen	0.1	-	-	1,048-1,214	-	-
Office Asst I-Gen	2	2	2	944-1,087	26,328	26,328
Asst Clk	0.6	1	1	832-950	11,688	11,688
Totals	168.4	189	189	\$3,610,698	\$4,190,938	\$4,255,064
Audit Bureau:						
G.E.A. II	1	1	1	3,052-4,057	48,684	48,684
Prog Specialist III	0.1	-	-	2,913-3,518	-	-
Administrator II	0.9	1	1	2,651-3,357	38,400	38,400
Tax Auditor III	3.3	3	3	2,197-2,778	95,436	95,436
Office Techn-Gen	0.1	-	-	1,214-1,551	-	-
Secty	1	1	1	1,236-1,512	17,448	17,448
Corporation Audit:						
Administrator III	0.9	1	1	2,913-3,690	42,216	42,216
Prog Specialist III	0.9	1	1	2,913-3,518	42,216	42,216
Prog Specialist II	1.8	2	2	2,651-3,357	76,800	76,800
Administrator II	2.8	3	3	2,651-3,357	115,200	115,200
Prog Specialist I	4.6	5	5	2,415-3,052	174,780	174,780
Administrator I	3.7	4	4	2,415-3,052	139,824	139,824
Tax Auditor III	14.6	17	17	2,197-2,778	534,020	536,736
Tax Auditor II	13.4	14	14	1,827-2,303	361,752	366,423
Mgt Services Techn	2.3	3	3	1,177-1,565	55,576	56,284
Office Techn-Typing	0.7	1	1	1,214-1,551	17,100	17,100
Office Asst II-Typing	0.7	1	1	1,048-1,367	14,568	14,568
Personal Income Tax Audit:						
Administrator III	1	1	1	2,913-3,690	42,216	42,216
Administrator II	2.1	2	2	2,651-3,357	76,800	76,800
Prog Specialist I	0.9	1	1	2,415-3,052	34,956	34,956
Administrator I	7.4	8	8	2,415-3,052	276,504	278,028
Tax Auditor III	16.9	18	18	2,197-2,778	546,062	557,948
Inheritance & Gift Tax Examiner III	0.1	-	-	2,197-2,651	-	-
Tax Auditor II	39.2	38	38	1,827-2,303	948,651	968,223
Office Services Supvr II-Gen	0.9	1	1	1,358-1,768	19,332	19,332
Auditor I/II	22.9	27	27	1,407-2,197	530,963	604,443
Mgt Services Techn	18	19	19	1,177-1,565	339,558	344,748
Office Techn-Typing	0.9	1	1	1,214-1,551	17,100	17,100
Office Techn-Gen	0.1	-	-	1,214-1,551	-	-
Office Services Supvr I-Gen	0.1	-	-	1,214-1,551	-	-
Secty	0.9	1	1	1,236-1,512	17,448	17,448
Prog Techn II-Taxpayer	-	-	-	1,214-1,425	-	-
Office Asst II-Typing	0.3	-	-	1,048-1,367	-	-
Office Asst II-Gen	14.2	15	15	1,048-1,309	216,348	217,992
Key Data Opr	-	1	1	976-1,309	13,812	14,304
Asst Clk	1.4	3	3	832-950	33,468	34,106
Clerical Support Section:						
Administrator III	0.1	-	-	2,913-3,690	-	-
Administrator II	0.3	-	-	2,651-3,357	-	-
Prog Specialist II	0.2	-	-	2,651-3,357	-	-
Administrator I	0.3	-	-	2,415-3,052	-	-
Prog Specialist I	0.6	-	-	2,415-3,052	-	-
Tax Auditor III	1.3	-	-	2,197-2,778	-	-
Tax Auditor II	0.4	-	-	1,827-2,303	-	-
Office Services Mgr I	1	1	1	1,827-2,197	24,024	25,176
Office Services Supvr II-Gen	3.1	3	3	1,358-1,768	57,996	57,996
Office Techn-Typing	0.1	-	-	1,214-1,551	-	-
Office Techn-Gen	5.8	6	6	1,214-1,551	99,861	101,324
Office Services Supvr I-Typing	1.9	1	1	1,214-1,551	17,100	17,100
Office Services Supvr I-Gen	2.8	4	4	1,214-1,551	68,400	68,400
Acctg Techn	2	2	2	1,214-1,551	34,200	34,200
Sr Steno	0.5	-	-	1,236-1,512	-	-
Sr Word Processing Techn	2	2	2	1,260-1,486	35,664	35,664
Office Asst II-Typing	14.3	13	13	1,048-1,367	186,591	188,031
Office Asst II-Gen	25	25	25	1,048-1,309	361,321	362,922
Word Processing Techn	16	16	16	1,048-1,309	248,041	248,828
Calculating Mach Opr	3.9	4	4	1,126-1,309	60,936	61,428
Office Asst I-Gen	-	1	1	976-1,126	12,156	12,546
Asst Clk	1.4	4	4	832-950	42,999	44,229
Totals	263.1	276	276	\$5,649,782	\$6,136,527	\$6,267,603

1730 FRANCHISE TAX BOARD—Continued

ORCANIZATIONAL UNIT	NUMBER OF POSITIONS			EXPENDITURES		
	Filled 1983-84	Authorized 1984-85	Proposed 1985-86	Actual 1983-84	Estimated 1984-85	Proposed 1985-86
SALARY RANGE						
Compliance Development Bureau:						
Administrator III	0.8	-	-	2,913-3,690	-	-
Administrator I	0.8	-	-	2,415-3,052	-	-
Tax Auditor III	0.8	-	-	2,197-2,778	-	-
Tax Compliance Rep III	0.9	-	-	2,197-2,651	-	-
Tax Auditor II	0.9	-	-	1,827-2,303	-	-
Tax Compliance Rep II	0.3	-	-	1,827-2,197	-	-
Office Techn-Typing	0.7	-	-	1,214-1,551	-	-
Office Techn-Cen	0.1	-	-	1,214-1,551	-	-
Office Asst II-Cen	0.3	-	-	1,048-1,309	-	-
Key Data Opr	1.1	-	-	976-1,309	-	-
Prog Techn Trainee-Cen	1.9	-	-	1,048-1,214	-	-
Totals	8.6	-	-	\$197,384	-	-
District Office Bureau:						
C.E.A.III	1	1	1	3,357-4,464	53,359	53,568
Administrator III	0.8	1	1	2,913-3,690	41,733	42,216
Administrator I	1	1	1	2,415-3,052	34,416	34,956
Tax Auditor III	1	1	1	2,197-2,778	31,812	31,812
Tax Compliance Rep III	1.5	1	1	2,197-2,651	31,812	31,812
Exec Secty I	0.1	1	1	1,389-1,653	18,273	19,099
Office Techn-Cen	1	1	1	1,214-1,551	17,100	17,100
Secty	0.9	-	-	1,236-1,512	-	-
Prog Techn II-Taxpayer	1	1	1	1,214-1,425	17,100	17,100
Northern Area:						
Administrator IV	1	1	1	3,200-3,869	46,428	46,428
Prog Specialist II	1	1	1	2,651-3,357	38,400	38,400
Prog Specialist I	1	1	1	2,415-3,052	34,956	34,956
Tax Compliance Rep II	0.2	1	1	1,827-2,197	22,094	23,124
Fresno:						
Administrator I	1	1	1	2,415-3,052	34,956	34,956
Tax Auditor III	1	1	1	2,197-2,778	31,812	31,812
Tax Compliance Rep III	1	1	1	2,197-2,651	31,812	31,812
Tax Auditor II	2	2	2	1,827-2,303	52,728	52,728
Tax Compliance Rep II	1	1	1	1,827-2,197	26,364	26,364
Prog Techn III-Taxpayer	1	1	1	1,358-1,611	19,332	19,332
Prog Techn II-Taxpayer	0.9	1	1	1,214-1,425	17,054	17,460
Office Asst II-Typing	0.8	1	1	1,048-1,367	14,568	14,568
Prog Techn Trainee-Cen	2	2	2	1,048-1,214	28,608	29,136
Oakland:						
Administrator II	1	1	1	2,651-3,357	38,400	38,400
Prog Specialist II	1	1	1	2,651-3,357	38,400	38,400
Administrator I	1.2	2	2	2,415-3,052	69,912	69,912
Investigation Specialist I	1	1	1	2,263-3,000	36,000	36,000
Tax Auditor III	3	3	3	2,197-2,778	95,436	95,436
Tax Compliance Rep III	0.8	-	-	2,197-2,651	-	-
Tax Compliance Rep III	1.2	2	2	2,197-2,651	60,680	62,046
Tax Auditor II	3.9	3	3	1,827-2,303	76,428	78,795
Tax Compliance Rep II	3.8	4	4	1,827-2,197	97,896	101,252
Tax Compliance Rep I	0.9	1	1	1,407-1,827	20,982	21,747
Supvng Prog Techn II-Taxpayer	1	1	1	1,358-1,611	19,152	19,332
Prog Techn III-Taxpayer	1	1	1	1,358-1,611	19,332	19,332
Office Techn-Typing	1	1	1	1,214-1,551	16,462	17,100
Prog Techn II-Taxpayer	3	3	3	1,214-1,425	46,991	48,980
Office Asst II-Typing	1.8	2	2	1,048-1,367	27,977	28,418
Prog Techn Trainee-Cen	0.9	1	1	1,048-1,214	14,084	14,568
Sacramento:						
Administrator II	1	1	1	2,651-3,357	38,400	38,400
Investigation Specialist II	1	1	1	2,731-3,296	39,552	39,552
Administrator I	1	1	1	2,415-3,052	34,281	34,956
Investigation Specialist I	0.3	-	-	2,263-3,000	-	-
Tax Auditor III	1.3	1	1	2,197-2,778	30,958	31,812
Tax Compliance Rep III	1	1	1	2,197-2,651	31,812	31,812
Tax Auditor II	5.3	6	6	1,827-2,303	155,052	156,996
Tax Compliance Rep II	3	3	3	1,827-2,197	77,136	78,300
Prog Techn III-Taxpayer	1	1	1	1,358-1,611	19,332	19,332
Supvng Prog Techn II-Taxpayer	1	1	1	1,358-1,611	19,332	19,332
Prog Techn II-Taxpayer	3	3	3	1,214-1,425	49,514	51,312
Office Asst II-Typing	2	2	2	1,048-1,367	29,496	29,496
Office Asst II-Cen	1	1	1	1,048-1,309	13,584	14,040
San Francisco:						
Administrator III	1	1	1	2,913-3,690	42,216	42,216
Prog Specialist II	2	2	2	2,651-3,357	76,800	76,800
Administrator I	3.7	3	3	2,415-3,052	104,733	104,868
Prog Specialist I	3.9	4	4	2,415-3,052	139,689	139,824
Investigation Specialist I	1	1	1	2,263-3,000	35,444	36,000
Tax Auditor III	9.6	10	10	2,197-2,778	307,168	312,744
Tax Compliance Rep III	1.8	1	1	2,197-2,651	31,812	31,812
Tax Auditor II	9.8	13	13	1,827-2,303	319,511	328,773
Tax Compliance Rep II	4.1	4	4	1,827-2,197	105,456	105,456
Auditor I/II	1.6	1	1	1,407-2,197	17,604	21,924
Supvng Prog Techn III-Taxpayer	1	1	1	1,544-1,854	21,233	22,170
Property Clk I	1.8	2	2	1,401-1,827	39,588	39,984
Tax Compliance Rep I	1.8	2	2	1,407-1,827	37,844	39,609
Office Services Supvr II-Cen	1	1	1	1,358-1,768	19,692	19,692

1730 FRANCHISE TAX BOARD—Continued

ORGANIZATIONAL UNIT	NUMBER OF POSITIONS			EXPENDITURES			
	Classification	Filled 1983-84	Authorized 1984-85	Proposed 1985-86	Actual 1983-84	Estimated 1984-85	Proposed 1985-86
					SALARY RANGE		
	Prog Techn III-Taxpayer	0.1	1	1	1,358-1,611	17,897	18,672
	Office Techn-Typing	0.8	1	1	1,214-1,551	15,708	16,404
	Prog Techn II-Taxpayer	2.9	2	2	1,214-1,425	34,200	34,200
	Office Asst II-Typing	4.9	5	5	1,048-1,367	70,600	71,744
	Prog Techn Trainee-Gen	1.6	2	2	1,048-1,214	27,163	28,102
San Jose:							
	Administrator II	1	1	1	2,651-3,357	38,400	38,400
	Administrator I	2	2	2	2,415-3,052	69,102	69,912
	Prog Specialist I	1.9	2	2	2,415-3,052	69,777	69,912
	Tax Auditor III	2	2	2	2,197-2,778	62,038	63,624
	Tax Compliance Rep III	1	1	1	2,197-2,651	31,812	31,812
	Tax Compliance Rep III	0.9	1	1	2,197-2,651	27,530	28,868
	Tax Auditor II	4.9	5	5	1,827-2,303	117,422	122,442
	Auditor I/II	5.1	5	5	1,407-2,197	104,642	113,530
	Tax Compliance Rep II	1.7	3	3	1,827-2,197	69,685	72,954
	Tax Compliance Rep I	2.1	1	1	1,407-1,827	17,124	17,864
	Supvng Prog Techn II-Taxpayer	1	1	1	1,358-1,611	19,332	19,332
	Prog Techn III-Taxpayer	1	1	1	1,358-1,611	18,712	19,452
	Mgt Services Techn	0.2	—	—	1,177-1,565	—	—
	Office Asst II-Typing	3.7	4	4	1,048-1,367	57,033	57,914
	Prog Techn Trainee-Gen	1.8	2	2	1,048-1,214	27,268	28,216
Santa Rosa:							
	Administrator I	1	1	1	2,415-3,052	34,956	34,956
	Tax Auditor III	1	1	1	2,197-2,778	30,348	31,812
	Tax Compliance Rep III	1	1	1	2,197-2,651	31,812	31,812
	Tax Auditor II	1	1	1	1,827-2,303	23,754	24,888
	Tax Compliance Rep II	1	1	1	1,827-2,197	26,364	26,364
	Prog Techn III-Taxpayer	1	1	1	1,358-1,611	19,032	19,332
	Office Techn-Typing	1	1	1	1,214-1,551	17,100	17,100
	Prog Techn II-Taxpayer	1	1	1	1,214-1,425	16,810	17,100
Stockton:							
	Administrator I	1	1	1	2,415-3,052	34,956	34,956
	Tax Auditor III	0.3	—	—	2,197-2,778	—	—
	Tax Auditor II	1.7	2	2	1,827-2,303	51,051	52,530
	Tax Compliance Rep II	2.9	3	3	1,827-2,197	79,092	79,092
	Auditor I/II	0.9	1	1	1,407-2,197	21,732	22,859
	Mgt Services Techn	0.1	—	—	1,177-1,565	—	—
	Prog Techn II-Taxpayer	2	2	2	1,214-1,425	32,438	33,272
	Office Asst II-Typing	1	1	1	1,048-1,367	14,172	14,568
Los Angeles Area:							
	Administrator IV	1	1	1	3,200-3,869	46,249	46,428
	Prog Specialist II	1	1	1	2,651-3,357	38,400	38,400
	Investigation Specialist II	0.3	—	—	2,731-3,296	—	—
	Prog Specialist I	0.7	1	1	2,415-3,052	28,980	30,348
	Office Techn-Typing	0.1	—	—	1,214-1,551	—	—
	Office Asst II-Typing	0.9	1	1	1,048-1,367	14,568	14,568
Bakersfield:							
	Administrator I	1	1	1	2,415-3,052	34,956	34,956
	Investigation Specialist I	1	1	1	2,263-3,000	36,000	36,000
	Tax Auditor III	1	1	1	2,197-2,778	29,778	31,202
	Tax Compliance Rep III	0.5	1	1	2,197-2,651	31,812	31,812
	Tax Auditor II	1	1	1	1,827-2,303	24,696	25,869
	Tax Compliance Rep II	—	1	1	1,827-2,197	21,924	22,944
	Tax Compliance Rep I	1	—	—	1,407-1,827	—	—
	Prog Techn III-Taxpayer	1	1	1	1,358-1,611	19,092	19,332
	Prog Techn II-Taxpayer	0.9	1	1	1,214-1,425	15,074	15,659
	Office Asst II-Typing	1	1	1	1,048-1,367	14,568	14,568
	Prog Techn Trainee-Gen	0.8	1	1	1,048-1,214	13,444	13,888
El Monte:							
	Administrator III	0.7	—	—	2,913-3,690	—	—
	Administrator II	0.3	1	1	2,651-3,357	38,400	38,400
	Prog Specialist I	1	1	1	2,415-3,052	34,956	34,956
	Administrator I	2.7	2	2	2,415-3,052	69,912	69,912
	Tax Auditor III	8.6	9	9	2,197-2,778	279,694	284,844
	Tax Compliance Rep III	1.1	1	1	2,197-2,651	31,812	31,812
	Tax Compliance Rep III	0.5	—	—	2,197-2,651	—	—
	Tax Auditor II	8.5	7	7	1,827-2,303	176,724	181,380
	Tax Compliance Rep II	4.3	5	5	1,827-2,197	126,690	128,964
	Auditor I/II	16.2	2	2	1,407-2,197	37,680	42,000
	Prog Techn III-Taxpayer	1	1	1	1,358-1,611	16,296	17,052
	Office Techn-Typing	3	4	4	1,214-1,551	65,404	66,420
	Prog Techn II-Taxpayer	1.9	2	2	1,214-1,425	32,894	33,479
	Office Asst II-Typing	1.1	1	1	1,048-1,367	14,216	14,752
	Prog Techn Trainee-Gen	2.1	2	2	1,048-1,214	26,853	27,738
West Los Angeles:							
	Administrator III	0.3	1	1	2,913-3,690	42,216	42,216
	Administrator II	0.8	—	—	2,651-3,357	—	—
	Prog Specialist I	1.2	3	3	2,415-3,052	103,383	104,868
	Administrator I	4.3	5	5	2,415-3,052	166,262	170,905
	Tax Auditor III	8.2	8	8	2,197-2,778	238,336	245,452
	Tax Auditor II	19.2	23	23	1,827-2,303	547,776	568,248
	Auditor I/II	4.1	10	10	1,407-2,197	203,760	225,785
	Office Techn-Typing	1	1	1	1,214-1,551	15,708	16,404
	Office Asst II-Typing	2.8	3	3	1,048-1,367	40,577	41,474

1730 FRANCHISE TAX BOARD—Continued

ORGANIZATIONAL UNIT	NUMBER OF POSITIONS			EXPENDITURES			
	Classification	Filled 1983-84	Authorized 1984-85	Proposed 1985-86	Actual 1983-84	Estimated 1984-85	Proposed 1985-86
Los Angeles:							
				SALARY RANGE			
Administrator III	1	1	1	2,913-3,690	42,216	42,216	
Administrator II	1	1	1	2,651-3,357	38,400	38,400	
Prog Specialist II	2	2	2	2,651-3,357	76,800	76,800	
Investigation Specialist II	0.8	1	1	2,731-3,296	39,552	39,552	
Administrator I	4.1	4	4	2,415-3,052	138,609	139,824	
Prog Specialist I	2.8	3	3	2,415-3,052	101,716	103,383	
Investigation Specialist I	4.8	5	5	2,263-3,000	163,873	167,021	
Tax Auditor III	5.8	5	5	2,197-2,778	149,086	151,940	
Tax Compliance Rep III	3.1	3	3	2,197-2,651	94,338	95,436	
Tax Auditor II	6.7	9	9	1,827-2,303	207,827	217,632	
Tax Compliance Rep II	9.7	8	8	1,827-2,197	194,214	200,940	
Supvng Prog Techn III-Taxpayer	0.7	1	1	1,544-1,854	18,863	19,727	
Property Clk I	1	1	1	1,401-1,827	19,992	19,992	
Tax Compliance Rep I	0.5	2	2	1,407-1,827	33,948	35,403	
Office Services Supvr II-Gen	0.7	1	1	1,358-1,768	16,611	17,352	
Auditor I/II	1.5	3	3	1,407-1,673	61,092	67,727	
Prog Techn III-Taxpayer	1.1	-	-	1,358-1,611	-	-	
Mgt Services Techn	4.6	6	6	1,177-1,565	104,337	106,796	
Office Techn-Typing	0.2	-	-	1,214-1,551	-	-	
Office Techn-Gen	0.9	-	-	1,214-1,551	-	-	
Prog Techn II-Taxpayer	2.5	3	3	1,214-1,425	48,271	49,618	
Office Asst II-Typing	5.6	6	6	1,048-1,367	82,341	84,180	
Word Processing Techn	0.6	1	1	1,048-1,309	15,708	15,708	
Prog Techn Trainee-Gen	6.3	9	9	1,048-1,214	123,118	125,668	
Santa Barbara:							
Administrator I	1	1	1	2,415-3,052	34,956	34,956	
Tax Compliance Rep III	0.9	1	1	2,197-2,651	31,812	31,812	
Tax Auditor II	2.9	3	3	1,827-2,303	73,992	76,653	
Tax Compliance Rep II	1	1	1	1,827-2,197	25,275	26,364	
Auditor I/II	0.4	1	1	1,407-2,197	21,564	22,859	
Prog Techn II-Taxpayer	1.2	1	1	1,214-1,425	17,460	17,460	
Office Asst II-Typing	1.8	3	3	1,048-1,367	40,990	42,324	
Prog Techn Trainee-Gen	0.2	-	-	1,048-1,214	-	-	
Van Nuys:							
Administrator II	1	1	1	2,651-3,357	38,400	38,400	
Prog Specialist II	1	1	1	2,651-3,357	38,400	38,400	
Administrator I	1	1	1	2,415-3,052	34,956	34,956	
Investigation Specialist I	1	1	1	2,263-3,000	36,000	36,000	
Tax Auditor III	3.1	3	3	2,197-2,778	87,062	91,198	
Tax Compliance Rep III	1	1	1	2,197-2,651	31,812	31,812	
Tax Compliance Rep III	1.1	1	1	2,197-2,651	31,812	31,812	
Tax Auditor II	4.8	5	5	1,827-2,303	126,444	128,688	
Tax Compliance Rep II	2.2	4	4	1,827-2,197	95,207	98,326	
Tax Compliance Rep I	1.6	1	1	1,407-1,827	16,884	17,604	
Auditor I	0.1	-	-	1,407-1,673	-	-	
Supvng Prog Techn II-Taxpayer	0.8	1	1	1,358-1,611	18,852	19,332	
Office Techn-Typing	0.9	1	1	1,214-1,551	14,568	15,120	
Prog Techn II-Taxpayer	3.9	4	4	1,214-1,425	66,900	67,716	
Office Asst II-Typing	2.8	3	3	1,048-1,367	42,615	43,062	
Southern Area:							
Administrator IV	0.9	1	1	3,200-3,869	46,428	46,428	
Administrator III	0.1	-	-	2,913-3,690	-	-	
Prog Specialist II	1	1	1	2,651-3,357	38,400	38,400	
Prog Specialist I	1	1	1	2,415-3,052	31,202	32,701	
Office Asst II-Typing	1	1	1	1,048-1,367	14,568	14,568	
Long Beach:							
Administrator II	1	1	1	2,651-3,357	38,400	38,400	
Prog Specialist I	1.9	2	2	2,415-3,052	69,777	69,912	
Administrator I	0.9	1	1	2,415-3,052	34,956	34,956	
Tax Auditor III	2	2	2	2,197-2,778	63,624	63,624	
Tax Compliance Rep III	1	1	1	2,197-2,651	31,812	31,812	
Tax Compliance Rep III	1	1	1	2,197-2,651	28,868	30,234	
Tax Auditor II	3.2	5	5	1,827-2,303	116,700	122,232	
Tax Compliance Rep II	2.8	2	2	1,827-2,197	50,172	51,300	
Tax Compliance Rep I	1.4	3	3	1,407-1,827	58,185	59,669	
Auditor I	0.4	-	-	1,407-1,673	-	-	
Supvng Prog Techn II-Taxpayer	1	1	1	1,358-1,611	19,332	19,332	
Prog Techn III-Taxpayer	0.3	-	-	1,358-1,611	-	-	
Office Techn-Typing	1	1	1	1,214-1,551	16,114	16,810	
Office Asst II-Typing	3.2	3	3	1,048-1,367	43,704	43,704	
Office Asst II-Gen	0.4	1	1	1,048-1,309	13,964	14,480	
Prog Techn Trainee-Gen	3.9	5	5	1,048-1,214	69,934	71,100	
San Bernardino:							
Administrator II	1	1	1	2,651-3,357	38,400	38,400	
Investigation Specialist I	1	1	1	2,263-3,000	36,000	36,000	
Tax Auditor III	1	1	1	2,197-2,778	31,812	31,812	
Tax Compliance Rep III	1	1	1	2,197-2,651	31,812	31,812	
Tax Auditor II	2.9	3	3	1,827-2,303	72,307	74,478	
Tax Compliance Rep II	2.9	3	3	1,827-2,197	77,022	78,168	
Tax Compliance Rep I	0.1	-	-	1,407-1,827	-	-	
Auditor I	0.1	-	-	1,407-1,673	-	-	
Prog Techn III-Taxpayer	1	1	1	1,358-1,611	19,332	19,332	
Office Techn-Typing	1	1	1	1,214-1,551	17,100	17,100	
Prog Techn II-Taxpayer	2.9	3	3	1,214-1,425	51,566	51,660	
Office Asst II-Typing	0.6	1	1	1,048-1,367	14,568	14,568	

1730 FRANCHISE TAX BOARD—Continued

ORGANIZATIONAL UNIT	NUMBER OF POSITIONS			SALARY RANGE	EXPENDITURES		
	Classification	Filled 1983-84	Authorized 1984-85		Proposed 1985-86	Actual 1983-84	Estimated 1984-85
San Diego:	Prog Techn Trainee-Gen	1	1	1	1,048-1,214	13,888	14,392
	Administrator II	1	1	1	2,651-3,357	38,400	38,400
	Administrator I	1	1	1	2,415-3,052	34,956	34,956
	Prog Specialist I	1	1	1	2,415-3,052	34,956	34,956
	Investigation Specialist I	1	1	1	2,263-3,000	36,000	36,000
	Tax Auditor III	1.9	2	2	2,197-2,778	60,680	62,046
	Tax Compliance Rep III	1	1	1	2,197-2,651	31,812	31,812
	Tax Compliance Rep III	1	1	1	2,197-2,651	31,812	31,812
	Tax Auditor II	2.2	3	3	1,827-2,303	74,737	75,762
	Tax Compliance Rep II	3.8	4	4	1,827-2,197	103,044	104,194
	Auditor I/II	2.2	2	2	1,407-2,197	43,488	45,803
	Supvng Prog Techn II-Taxpayer	1	1	1	1,358-1,611	19,332	19,332
	Prog Techn III-Taxpayer	0.9	1	1	1,358-1,611	17,349	18,072
	Office Techn-Typing	0.8	1	1	1,214-1,551	17,100	17,100
	Prog Techn II-Taxpayer	1.7	1	1	1,214-1,425	17,100	17,100
	Office Asst II-Typing	2.7	3	3	1,048-1,367	41,036	41,888
	Prog Techn Trainee-Gen	1	2	2	1,048-1,214	28,242	28,828
Santa Ana:	Administrator II	1	1	1	2,651-3,357	38,400	38,400
	Prog Specialist I	1	1	1	2,415-3,052	34,956	34,956
	Administrator I	1	1	1	2,415-3,052	34,956	34,956
	Investigation Specialist I	1.9	2	2	2,263-3,000	71,861	72,000
	Tax Auditor III	4.9	5	5	2,197-2,778	155,750	157,482
	Tax Compliance Rep III	2	2	2	2,197-2,651	63,624	63,624
	Tax Auditor II	2.3	3	3	1,827-2,303	75,672	76,752
	Tax Compliance Rep II	3.1	3	3	1,827-2,197	73,269	76,236
	Tax Compliance Rep I	1.7	2	2	1,407-1,827	38,055	39,838
	Supvng Prog Techn II-Taxpayer	0.8	1	1	1,358-1,611	18,482	19,212
	Prog Techn III-Taxpayer	1	1	1	1,358-1,611	18,287	19,032
	Office Techn-Typing	0.4	-	-	1,214-1,551	-	-
	Prog Techn II-Taxpayer	1.2	1	1	1,214-1,425	15,512	16,172
	Office Asst II-Typing	3.9	5	5	1,048-1,367	70,760	72,224
	Prog Techn Trainee-Gen	1.6	2	2	1,048-1,214	27,274	28,228
Chicago:	Administrator III	1	1	1	2,913-3,690	44,280	44,280
	Administrator II	1.6	2	2	2,651-3,357	76,352	78,092
	Prog Specialist II	2.4	2	2	2,651-3,357	80,568	80,568
	Administrator I	3	3	3	2,415-3,052	109,872	109,872
	Prog Specialist I	4.4	6	6	2,415-3,052	209,022	213,935
	Tax Auditor III	14	13	13	2,197-2,778	404,156	413,898
	Tax Auditor II	12.7	14	14	1,827-2,303	334,608	350,580
	Auditor I/II	1	1	1	1,407-2,197	17,604	21,924
	Office Techn-Typing	1	1	1	1,214-1,551	16,926	17,604
	Sr Steno	1	1	1	1,236-1,512	18,144	18,144
	Office Asst II-Typing	2	2	2	1,048-1,367	30,240	30,240
New York:	Administrator III	1.8	2	2	2,913-3,690	88,044	88,560
	Administrator II	1.8	3	3	2,651-3,357	115,120	117,932
	Prog Specialist II	3.9	4	4	2,651-3,357	152,664	154,188
	Administrator I	3.4	3	3	2,415-3,052	101,593	104,722
	Prog Specialist I	6.4	6	6	2,415-3,052	208,229	212,985
	Tax Auditor III	15.2	12	12	2,197-2,778	364,118	378,672
	Tax Auditor II	6	8	8	1,827-2,303	195,362	202,422
	Auditor I/II	2.4	4	4	1,407-2,197	70,416	90,756
	Mgt Services Techn	0.2	2	2	1,177-1,565	32,228	33,574
	Office Techn-Typing	1	1	1	1,214-1,551	17,772	17,772
	Office Asst II-Typing	2.6	1	1	1,048-1,367	15,120	15,120
	Office Asst I-Typing	-	1	1	976-1,126	12,156	12,546
Houston:	Administrator II	1	1	1	2,651-3,357	37,956	39,813
	Prog Specialist II	0.8	2	2	2,651-3,357	77,742	80,568
	Prog Specialist I	2.4	1	1	2,415-3,052	34,416	36,068
	Tax Auditor III	1.9	1	1	2,197-2,778	28,980	30,348
	Tax Auditor II	0.1	1	1	1,827-2,303	23,034	24,120
	Auditor I/II	0.3	2	2	1,407-2,197	36,098	46,068
	Office Techn-Typing	0.1	1	1	1,214-1,551	15,169	15,766
	Office Asst II-Typing	0.3	-	-	1,048-1,367	-	-
Investigations:	Administrator II	0.3	-	-	2,651-3,357	-	-
	Prog Specialist II	0.3	-	-	2,651-3,357	-	-
	Investigation Specialist II	1.4	2	2	2,731-3,296	78,648	79,104
	Tax Auditor III	1	1	1	2,197-2,778	31,812	31,812
	Tax Compliance Rep III	1	1	1	2,197-2,651	31,812	31,812
	Office Asst II-Typing	1	1	1	1,048-1,367	14,304	14,568
	Steno	1	1	1	1,029-1,339	15,396	15,396
Political Reform Audit Section:	Administrator II	1	1	1	2,651-3,357	38,400	38,400
	Prog Specialist I	1	1	1	2,415-3,052	34,956	34,956
	Administrator I	1.5	1	1	2,415-3,052	34,956	34,956
	Tax Auditor III	6.6	6	6	2,197-2,778	176,544	182,342
	Tax Auditor II	3.9	3	3	1,827-2,303	75,660	78,003
	Auditor I/II	0.1	2	2	1,407-2,197	35,208	43,848
	Office Techn-Typing	0.4	1	1	1,214-1,551	14,568	15,120
	Office Asst II-Typing	1	1	1	1,048-1,367	14,568	14,568

1730 FRANCHISE TAX BOARD—Continued

ORGANIZATIONAL UNIT Classification	NUMBER OF POSITIONS			EXPENDITURES		
	Filled 1983-84	Authorized 1984-85	Proposed 1985-86	Actual 1983-84	Estimated 1984-85	Proposed 1985-86
Word Processing Techn	1.4	1	1	SALARY RANGE 1,048-1,309	15,708	15,708
Totals	601.5	629	629	\$14,736,125	\$16,002,591	\$16,399,155
Temporary Help	20.7	31	31	228,360	368,700	372,700
Overtime	-	-	-	4,816	7,500	7,500
Totals, Compliance Division	1065.2	1128	1128	\$24,530,511	\$26,814,040	\$27,410,538
Legal Division						
Chief Counsel II	1	1	1	4,077-4,935	59,220	59,220
Counsel-Multistate Tax Affairs	0.9	1	1	3,780-4,571	54,852	54,852
Asst Chief Counsel	3.1	3	3	3,780-4,571	164,556	164,556
Staff Counsel III	5.9	6	6	3,602-4,360	305,793	313,308
Staff Counsel II	14.9	16	16	3,128-3,780	687,429	700,830
Staff Counsel I	10.7	14	12	2,845-3,440	524,993	470,393
Legal Counsel	3.9	4	4	2,051-2,591	111,225	114,520
Graduate Legal Asst	0.6	-	-	1,868-2,051	-	-
Supvng Legal Steno I	1	1	1	1,512-1,894	21,708	21,708
Legal Asst	3.9	4	4	1,544-1,854	88,479	88,956
Sr Legal Typist	1	1	1	1,331-1,729	18,794	18,924
Legal Secty	1	1	1	1,450-1,729	20,672	20,748
Sr Legal Steno	8.7	10	10	1,331-1,729	184,728	186,314
Legal Typist	0.1	1	1	1,191-1,517	15,169	15,766
Secty	0.1	-	-	1,236-1,512	-	-
Office Asst II-Typing	2.1	2	2	1,048-1,367	28,696	29,136
Office Asst II-Gen	2	2	2	1,048-1,309	29,136	29,136
Office Asst I-Typing	0.2	-	-	976-1,126	-	-
Office Asst I-Gen	0.8	1	1	944-1,087	13,164	13,164
Totals	61.9	68	66	\$2,065,987	\$2,328,614	\$2,301,531
Executive Support Services						
Administration:						
C.E.A. III	1	1	1	3,357-4,464	53,568	53,568
Administrator III	-	1	1	2,913-3,690	42,055	42,216
Administrator I	-	1	1	2,415-3,052	34,956	34,956
Exec Secty I	1	1	1	1,389-1,653	19,836	19,836
Office Techn-Typing	-	1	1	1,214-1,551	17,100	17,100
Totals	2	5	5	\$69,919	\$167,515	\$167,676
Management Services Bureau:						
Staff Services Mgr II-Supvry	1.1	-	-	2,651-3,200	-	-
Research Mgr II-Economics	0.1	-	-	2,651-3,200	-	-
Staff Services Mgr I	6	-	-	2,415-2,913	-	-
Operations Research Specialist II	1	-	-	2,360-2,845	-	-
Assoc Mgt Analyst	10.5	-	-	2,197-2,651	-	-
Staff Services Analyst-Gen	5	-	-	1,407-2,197	-	-
Mgt Services Techn	1.4	-	-	1,177-1,565	-	-
Office Techn-Typing	0.2	-	-	1,214-1,551	-	-
Secty	0.9	-	-	1,236-1,512	-	-
Key Data Supvr I	0.1	-	-	1,260-1,486	-	-
Office Asst II-Typing	1.1	-	-	1,048-1,367	-	-
Totals	27.4	-	-	\$744,223	-	-
Statistical & Project Services Bureau:						
Administrator III	1	1	1	2,913-3,690	42,216	42,216
Staff Services Mgr I	1	4	4	2,415-2,913	138,204	139,824
Research Mgr I-Economics	2	2	2	2,415-2,913	69,912	69,912
Assoc Mgt Analyst	-	3	3	2,197-2,651	91,710	94,582
Research Analyst II-Gen	1	1	1	2,197-2,651	31,812	31,812
Staff Services Analyst-Gen	1	2	2	1,407-2,197	51,060	52,233
Research Analyst I-Gen	1	1	1	1,407-2,197	24,792	25,968
Mgt Services Techn	2	3	3	1,177-1,565	56,028	56,312
Office Services Supvr I-Gen	1	1	1	1,214-1,551	17,100	17,100
Office Techn-Gen	-	-	-	1,214-1,551	-	-
Secty	1	1	1	1,236-1,512	17,448	17,448
Statistical Clk	2.1	3	3	1,214-1,425	49,293	50,082
Office Asst II-Typing	0.8	1	1	1,048-1,367	14,568	14,568
Acct Clk II	5.7	5	5	1,087-1,367	74,784	75,324
Totals	19.6	28	28	\$416,076	\$678,927	\$687,381
Legislation Services Bureau:						
C.E.A. II	-	1	1	3,052-4,057	45,354	47,556
Administrator III	-	1	1	2,913-3,690	42,216	42,216
Administrator II	-	2	2	2,651-3,357	76,800	76,800
Prog Specialist II	-	1	1	2,651-3,357	38,252	38,400
Tax Service Specialist	-	2	2	2,651-3,200	67,185	70,404
Research Mgr II-Economics	-	1	1	2,651-3,200	37,068	38,400
Staff Services Mgr I	-	2	2	2,415-2,913	69,777	69,912
Asst Tax Service Specialist	-	1	1	2,197-2,651	27,530	28,868
Assoc Govtl Prog Analyst	-	4	4	2,197-2,651	116,638	120,354
Assoc Mgt Analyst	-	1	1	2,197-2,651	30,348	31,812
Tax Compliance Rep II	-	1	1	1,827-2,197	22,944	24,024
Tax Compliance Rep I	-	1	1	1,407-1,827	17,897	18,683
Mgt Services Techn	-	2	2	1,177-1,565	33,898	35,364
Secty	-	1	1	1,236-1,512	17,448	17,448
Sr Word Processing Techn	-	1	1	1,260-1,486	17,832	17,832

1730 FRANCHISE TAX BOARD—Continued

ORGANIZATIONAL UNIT	NUMBER OF POSITIONS			EXPENDITURES		
	Classification	Filled 1983-84	Authorized 1984-85	Proposed 1985-86	Actual 1983-84	Estimated 1984-85
SALARY RANGE						
Office Asst II-Typing	-	1	1	1,048-1,367	14,568	14,568
Word Processing Techn	-	1	1	1,048-1,309	15,708	15,708
Office Asst I-Gen	-	1	1	944-1,087	11,790	12,354
Totals	-	25	25	-	\$703,253	\$720,703
Fiscal And Management Services Bureau:						
Staff Services Mgr III	1	1	1	2,913-3,518	42,216	42,216
Secty	0.7	-	-	1,236-1,512	-	-
Budget Section:						
Staff Services Mgr II-Supvy	1	1	1	2,651-3,200	38,400	38,400
Administrator I	1	1	1	2,415-3,052	34,956	34,956
Tax Compliance Rep III	0.7	1	1	2,197-2,651	31,812	31,812
Assoc Budget Analyst	2.1	2	2	2,197-2,651	58,176	59,448
Staff Services Analyst-Gen	1.3	2	2	1,407-2,197	52,728	52,728
Office Techn-Typing	1	1	1	1,214-1,551	17,100	17,100
Business Services Section:						
Staff Services Mgr I	1	-	-	2,415-2,913	-	-
Bus Service Off III	1	-	-	2,197-2,651	-	-
Bus Service Off II	2	-	-	2,002-2,415	-	-
Staff Services Analyst-Gen	0.9	-	-	1,407-2,197	-	-
Bus Service Off I	4.3	-	-	1,827-2,197	-	-
Property Clk II	1	-	-	1,591-2,098	-	-
Materials & Stores Supvr II	2	-	-	1,591-2,098	-	-
Warehouse Worker	6	-	-	1,401-1,666	-	-
Office Services Supvr I-Gen	1.3	-	-	1,214-1,551	-	-
Mailing Mach Supvr	1	-	-	1,265-1,491	-	-
Key Data Supvr I	1	-	-	1,260-1,486	-	-
Stock Clk	1	-	-	1,168-1,486	-	-
Office Asst II-Typing	2	-	-	1,048-1,367	-	-
Mailing Mach Opr	2.9	-	-	1,135-1,321	-	-
Office Asst II-Gen	6.8	-	-	1,048-1,309	-	-
Office Asst I-Gen	0.8	-	-	944-1,087	-	-
Asst Clk	2	-	-	832-950	-	-
Fiscal Accounting Section:						
Administrator I	1	1	1	2,415-3,052	34,956	34,956
Sr Acctg Off-Supvr	2	2	2	2,197-2,651	63,624	63,624
Acctg Off	2.5	3	3	1,827-2,197	74,271	76,212
Accountant I - Specialist	4.5	4	4	1,401-1,827	77,736	78,660
Office Techn-Gen	1	1	1	1,214-1,551	17,100	17,100
Acctg Techn	6	6	6	1,214-1,551	101,160	102,198
Office Techn-Typing	2.8	3	3	1,214-1,551	49,418	50,024
Office Asst II-Typing	0.6	1	1	1,048-1,367	13,199	13,622
Acct Clk II	3	3	3	1,087-1,367	45,268	45,360
Office Asst II-Gen	1.3	2	2	1,048-1,309	28,872	29,136
Technical Analysis:						
Administrator I	1	-	-	2,415-3,052	-	-
Assoc Mgt Analyst	1	-	-	2,197-2,651	-	-
Sr Graphic Artist	1	-	-	1,868-2,251	-	-
Staff Services Analyst-Gen	1	-	-	1,407-2,197	-	-
Graphic Artist	1	-	-	1,630-1,959	-	-
Sr Mach Opr	1	-	-	1,317-1,557	-	-
Office Services Supvr I-Gen	1	-	-	1,214-1,551	-	-
Mach Opr III-Gen	3	-	-	1,222-1,437	-	-
Composing Techn I	1.4	-	-	1,214-1,425	-	-
Mach Opr II - Gen	2	-	-	1,177-1,376	-	-
Office Asst II-Typing	2	-	-	1,048-1,367	-	-
Mach Opr I-Gen	0.8	-	-	1,135-1,321	-	-
Composing Techn Trainee	0.1	-	-	1,126-1,309	-	-
Office Asst II-Gen	1.1	-	-	1,048-1,309	-	-
Asst Clk	0.9	-	-	832-950	-	-
Management Analysis Section:						
Staff Services Mgr II-Supvy	-	1	1	2,651-3,200	38,400	38,400
Staff Services Mgr I	-	3	3	2,415-2,913	104,868	104,868
Operations Research Specialist II	-	1	1	2,360-2,845	34,140	34,140
Assoc Mgt Analyst	-	6	6	2,197-2,651	180,764	185,610
Staff Services Analyst-Gen	-	5	5	1,407-2,197	116,163	119,952
Office Techn-Typing	-	2	2	1,214-1,551	32,086	32,924
Totals	88.8	53	53	\$1,754,381	\$1,287,413	\$1,303,446
Overtime	-	-	-	22,049	8,500	8,500
Totals, Executive Support Services	137.8	111	111	\$3,006,648	\$2,845,608	\$2,887,706
Personnel Management Division						
Administration:						
C.E.A. I	1	-	-	2,778-3,690	-	-
Secty	0.3	-	-	1,236-1,512	-	-
Totals	1.3	-	-	\$43,576	-	-
Labor Relations:						
Labor Relations Specialist II	0.6	-	-	2,651-3,200	-	-
Labor Relations Analyst	0.4	-	-	2,197-2,651	-	-
Assoc Personnel Analyst	1	-	-	2,197-2,651	-	-
Totals	2	-	-	\$65,954	-	-

1730 FRANCHISE TAX BOARD—Continued

ORGANIZATIONAL UNIT	NUMBER OF POSITIONS			EXPENDITURES		
	Classification	Filled 1983-84	Authorized 1984-85	Proposed 1985-86	Actual 1983-84	Estimated 1984-85
				SALARY RANGE		
Personnel Bureau:						
Staff Services Mgr II-Managerial	0.2	-	-	2,651-3,200	-	-
Staff Services Mgr II-Supvy	0.8	-	-	2,651-3,200	-	-
Staff Services Mgr I	2	-	-	2,415-2,913	-	-
Assoc Personnel Analyst	4.6	-	-	2,197-2,651	-	-
Staff Services Analyst-Gen	1	-	-	1,407-2,197	-	-
Personnel Asst III	1	-	-	1,611-1,939	-	-
Personnel Asst II	3	-	-	1,481-1,768	-	-
Personnel Techn I	0.4	-	-	1,138-1,565	-	-
Office Techn-Typing	1	-	-	1,214-1,551	-	-
Personnel Asst I	6.7	-	-	1,126-1,551	-	-
Office Asst II-Typing	2.1	-	-	1,048-1,367	-	-
Asst Clk	0.8	-	-	832-950	-	-
Totals	23.6	-	-	\$515,558	-	-
Resource Management & Development Bureau:						
Training:						
Staff Services Mgr I	0.2	-	-	2,415-2,913	-	-
Trng Off I	2.9	-	-	2,197-2,651	-	-
Staff Services Analyst-Gen	1.5	-	-	1,407-2,197	-	-
Personnel Techn I	0.6	-	-	1,138-1,565	-	-
Mgt Services Techn	0.9	-	-	1,177-1,565	-	-
Personnel Asst I	0.1	-	-	1,126-1,551	-	-
Secty	0.8	-	-	1,236-1,512	-	-
Sr Steno	0.3	-	-	1,236-1,512	-	-
Office Asst II-Typing	0.3	-	-	1,048-1,367	-	-
Asst Clk	1.3	-	-	832-950	-	-
Temporary Help Mgmt:						
Administrator II	1	-	-	2,651-3,357	-	-
Assoc Govtl Prog Analyst	1	-	-	2,197-2,651	-	-
Office Services Supvr III-Gen	1	-	-	1,544-1,854	-	-
Personnel Asst II	1	-	-	1,481-1,768	-	-
Office Techn-Gen	1	-	-	1,214-1,551	-	-
Personnel Asst I	2.8	-	-	1,126-1,551	-	-
Secty	0.3	-	-	1,236-1,512	-	-
Office Asst II-Typing	2.8	-	-	1,048-1,367	-	-
Office Asst II-Gen	1	-	-	1,048-1,309	-	-
Totals	20.8	-	-	\$424,192	-	-
Overtime	-	-	-	1,277	-	-
Totals, Personnel Management Division	47.7	-	-	\$1,050,557	-	-
Self Assessment Division Administration:						
C.E.A. III	1	1	1	3,357-4,464	53,568	53,568
Administrator I	1.7	1	1	2,415-3,052	34,011	34,956
Tax Auditor III	1.8	2	2	2,197-2,778	63,624	63,624
Tax Compliance Rep III	0.9	1	1	2,197-2,651	31,812	31,812
Assoc Govtl Prog Analyst	2.9	3	3	2,197-2,651	87,086	91,272
Office Services Mgr II	0.2	-	-	2,098-2,529	-	-
Tax Auditor II	1.7	2	2	1,827-2,303	48,078	50,367
Office Services Mgr I	0.7	1	1	1,827-2,197	26,224	26,364
Staff Services Analyst-Gen	3.3	5	5	1,407-2,197	110,455	113,880
Exec Secty I	1	1	1	1,389-1,653	19,836	19,836
Mgt Services Techn	1.3	-	-	1,177-1,565	-	-
Key Data Supvr I	0.1	-	-	1,260-1,486	-	-
Prog Techn II-Taxpayer	2.3	3	3	1,214-1,425	46,236	47,340
Office Asst II-Typing	0.9	1	1	1,048-1,367	14,568	14,568
Totals	19.8	21	21	\$501,774	\$535,498	\$547,587
Taxpayer Services Bureau:						
Administrator IV	0.9	1	1	3,200-3,869	46,249	46,428
Administrator III	0.1	-	-	2,913-3,690	-	-
Secty	0.9	1	1	1,236-1,512	16,292	16,976
Communications:						
Administrator I	0.7	1	1	2,415-3,052	34,956	34,956
Office Services Mgr I	1.4	2	2	1,827-2,197	48,373	49,398
Office Services Supvr II-Gen	0.8	1	1	1,358-1,768	19,332	19,332
Supvng Prog Techn II-Taxpayer	5.1	7	7	1,358-1,611	125,588	129,310
Prog Techn III-Taxpayer	4.7	5	5	1,358-1,611	90,288	92,100
Office Services Supvr I-Gen	1	1	1	1,214-1,551	17,100	17,100
Office Techn-Typing	0.6	1	1	1,214-1,551	17,042	17,100
Sr Word Processing Techn	2	2	2	1,260-1,486	34,700	35,420
Prog Techn II-Taxpayer	45.1	49	49	1,214-1,425	815,620	827,662
Office Asst II-Typing	5.6	4.5	4.5	1,048-1,367	65,556	65,556
Office Asst II-Gen	5.2	6	6	1,048-1,309	85,220	86,352
Word Processing Techn	10.8	13	13	1,048-1,309	197,887	200,589
Prog Techn Trainee-Gen	7.9	6	6	1,048-1,214	86,880	87,408
Office Asst I-Typing	-	0.5	0.5	976-1,126	6,084	6,276
Asst Clk	1.3	2	2	832-950	21,660	22,294
Transactions:						
Office Services Mgr II	0.1	-	-	2,098-2,529	-	-
Office Services Mgr I	0.2	-	-	1,827-2,197	-	-
Office Services Supvr III-Gen	0.1	-	-	1,544-1,854	-	-

1730 FRANCHISE TAX BOARD—Continued

ORGANIZATIONAL UNIT	NUMBER OF POSITIONS			EXPENDITURES			
	Classification	Filled 1983-84	Authorized 1984-85	Proposed 1985-86	Actual 1983-84	Estimated 1984-85	Proposed 1985-86
					SALARY RANGE		
Office Services Supvr II-Gen	0.3	-	-	-	1,358-1,768	-	-
Office Services Supvr I-Gen	0.9	-	-	-	1,214-1,551	-	-
Office Techn-Gen	1.4	-	-	-	1,214-1,551	-	-
Acctg Techn	0.1	-	-	-	1,214-1,551	-	-
Office Asst II-Typing	0.1	-	-	-	1,048-1,367	-	-
Acct Clk II	0.2	-	-	-	1,087-1,367	-	-
Office Asst II-Gen	5.2	-	-	-	1,048-1,309	-	-
Calculating Mach Opr	0.2	-	-	-	1,126-1,309	-	-
Office Asst I-Gen	0.3	-	-	-	944-1,087	-	-
Asst Clk	0.2	-	-	-	832-950	-	-
Ftb Information Center:							
Administrator II	1	1	1	2,651-3,357	38,400	-	38,400
Administrator I	0.1	-	-	2,415-3,052	-	-	-
Tax Auditor III	2.1	2	2	2,197-2,778	60,680	-	62,046
Tax Compliance Rep III	1.1	1	1	2,197-2,651	30,470	-	31,812
Tax Auditor II	3	3	3	1,827-2,303	77,232	-	78,399
Office Services Mgr I	1.1	2	2	1,827-2,197	48,175	-	49,398
Staff Services Analyst-Gen	1	1	1	1,407-2,197	26,364	-	26,364
Supvng Prog Techn III-Taxpayer	5	5	5	1,544-1,854	109,662	-	110,896
Supvng Prog Techn II-Taxpayer	1.8	2	2	1,358-1,611	38,329	-	38,664
Prog Techn III-Taxpayer	6.5	6	6	1,358-1,611	112,878	-	114,303
Office Services Supvr I-Gen	0.1	-	-	1,214-1,551	-	-	-
Office Techn-Typing	0.9	1	1	1,214-1,551	17,100	-	17,100
Secty	1	1	1	1,236-1,512	17,448	-	17,448
Prog Techn II-Taxpayer	56.8	60	60	1,214-1,425	972,564	-	996,305
Office Asst II-Typing	0.1	-	-	1,048-1,367	-	-	-
Steno	0.9	1	1	1,029-1,339	15,396	-	15,396
Office Asst II-Cen	23.6	29	29	1,048-1,309	419,852	-	421,776
Word Processing Techn	0.7	1	1	1,048-1,309	15,708	-	15,708
Key Data Opr	3.9	-	-	976-1,309	-	-	-
Prog Techn Trainee-Gen	1.9	1	1	1,048-1,214	14,568	-	14,568
Office Asst I-Gen	-	2	2	944-1,087	23,580	-	24,312
Asst Clk	1.5	2	2	832-950	21,955	-	22,594
Tax Form Design Section:							
Administrator I	0.8	1	1	2,415-3,052	34,956	-	34,956
Tax Auditor III	0.8	1	1	2,197-2,778	31,812	-	31,812
Tax Auditor II	0.8	1	1	1,827-2,303	26,364	-	26,364
Prog Techn II-Taxpayer	0.8	1	1	1,214-1,425	15,512	-	16,172
Office Asst II-Typing	0.5	-	-	1,048-1,367	-	-	-
Steno	0.1	1	1	1,029-1,339	15,396	-	15,396
Data Storage Retrieval Services Section:							
Administrator I	0.6	1	1	2,415-3,052	32,193	-	33,741
Office Services Mgr II	0.3	-	-	2,098-2,529	-	-	-
Office Services Mgr I	1	1	1	1,827-2,197	25,328	-	26,224
Office Services Supvr III-Gen	0.9	1	1	1,544-1,854	22,248	-	22,248
Office Services Supvr II-Gen	3.8	4	4	1,358-1,768	75,462	-	76,218
Office Services Supvr I-Gen	13.6	14	14	1,214-1,551	231,082	-	233,860
Office Techn-Typing	0.6	1	1	1,214-1,551	17,100	-	17,100
Office Techn-Gen	1	1	1	1,214-1,551	15,561	-	16,230
Office Services Supvr I-Typing	0.1	-	-	1,214-1,551	-	-	-
Office Asst II-Typing	3.6	4	4	1,048-1,367	55,922	-	56,804
Office Asst II-Gen	74.7	70	70	1,048-1,309	1,014,156	-	1,018,264
Office Asst I-Typing	-	1	1	976-1,126	12,156	-	12,546
Office Asst I-Cen	5.7	12	12	944-1,087	148,350	-	150,912
Office Occupations Clk	2.9	3	3	913-1,048	37,481	-	37,968
Asst Clk	39.1	48	48	832-950	533,089	-	542,721
Totals	369.2	390	390	\$5,628,199	\$6,133,356	-	\$6,219,282
Revenue-Data Mgmt Services Bureau:							
Administrator IV	1	1	1	3,200-3,869	46,249	-	46,428
Secty	1	1	1	1,236-1,512	17,448	-	17,448
Receiving:							
Administrator I	0.3	1	1	2,415-3,052	32,193	-	33,741
Office Services Mgr II	0.8	-	-	2,098-2,529	-	-	-
Office Services Mgr I	1	1	1	1,827-2,197	22,009	-	23,034
Office Services Supvr III-Gen	0.8	-	-	1,544-1,854	-	-	-
Office Services Supvr II-Gen	4	2	2	1,358-1,768	33,048	-	34,518
Office Services Supvr I-Gen	13.3	10	10	1,214-1,551	161,930	-	165,068
Office Techn-Gen	0.2	-	-	1,214-1,551	-	-	-
Key Data Supvr I	1	1	1	1,260-1,486	17,832	-	17,832
Office Asst II-Typing	1	1	1	1,048-1,367	14,568	-	14,568
Office Asst II-Gen	26.3	24	24	1,048-1,309	349,016	-	350,046
Key Data Opr	3.6	4	4	976-1,309	61,110	-	61,738
Office Asst I-Gen	0.6	9	9	944-1,087	107,031	-	110,377
Office Occupations Clk	3	3	3	913-1,048	36,895	-	37,704
Asst Clk	14.8	15	15	832-950	169,086	-	172,391
Office Occupations Trainee	0.3	1	1	832-887	10,416	-	10,704
Document Resolution:							
Administrator I	1	1	1	2,415-3,052	34,956	-	34,956
Office Services Mgr II	1.3	1	1	2,098-2,529	26,894	-	28,196
Office Services Mgr I	1.8	2	2	1,827-2,197	50,964	-	52,134
Office Services Supvr III-Gen	3.8	2	2	1,544-1,854	43,530	-	44,316
Office Services Supvr II-Gen	6.3	7	7	1,358-1,768	135,324	-	135,324
Prog Techn III-Taxpayer	0.1	1	1	1,358-1,611	18,662	-	19,332
Office Techn-Gen	15.1	18	18	1,214-1,551	300,483	-	303,086
Office Services Supvr I-Gen	27.8	28	28	1,214-1,551	461,300	-	468,287

1730 FRANCHISE TAX BOARD—Continued

ORGANIZATIONAL UNIT Classification	NUMBER OF POSITIONS			EXPENDITURES		
	Filled 1983-84	Authorized 1984-85	Proposed 1985-86	Actual 1983-84	Estimated 1984-85	Proposed 1985-86
				SALARY RANGE		
Acctg Techn	0.9	1	1	1,214-1,551	17,100	17,100
Prog Techn II-Taxpayer	1.9	2	2	1,214-1,425	32,682	33,632
Office Asst II-Typing	1.9	2	2	1,048-1,367	29,136	29,136
Acct Clk II	3.5	3	3	1,087-1,367	44,670	45,360
Office Asst II-Gen	100.6	102	102	1,048-1,309	1,471,331	1,479,614
Calculating Mach Opr	1.6	2	2	1,126-1,309	31,416	31,416
Office Asst I-Gen	7.5	17	17	944-1,087	212,655	217,243
Office Occupations Clk	0.2	1	1	913-1,048	11,508	11,848
Asst Clk	26.4	36	36	832-950	400,184	408,022
Transcription:						
Administrator II	1	1	1	2,651-3,357	38,400	38,400
Office Services Mgr I	0.1	1	1	1,827-2,197	22,859	23,934
Key Data Supvr IV	1.9	1	1	1,827-2,197	25,205	25,524
Key Data Supvr III	3	3	3	1,544-1,854	63,024	63,828
Office Services Supvr II-Gen	1	1	1	1,358-1,768	19,272	19,332
Key Data Supvr II	9.9	10	10	1,358-1,611	190,284	191,040
Office Techn-Typing	1	1	1	1,214-1,551	16,346	17,042
Office Techn-Gen	1	1	1	1,214-1,551	16,114	16,810
Office Services Supvr I-Gen	0.9	1	1	1,214-1,551	16,868	17,100
Key Data Supvr I	49.1	44	44	1,260-1,486	772,702	781,218
Office Asst II-Typing	1	1	1	1,048-1,367	14,524	14,568
Office Asst II-Gen	9.7	11	11	1,048-1,309	160,248	160,248
Key Data Opr	126.7	146	146	976-1,309	2,271,436	2,286,491
Office Asst I-Gen	1	4	4	944-1,087	48,359	49,632
Mech & Tech Occupational Trainee ..	0.7	3	3	950-1,018	37,149	38,238
Asst Clk	1.1	1	1	832-950	10,680	10,979
Totals	483.8	530	530	\$7,314,571	\$8,125,096	\$8,208,983
Overtime	-	-	-	53,510	73,100	73,700
Totals, Self Assessment Division ..	872.8	941	941	\$13,498,054	\$14,867,050	\$15,049,552
Department Temporary Help:						
Temporary Help	447.9	482.8	482.8	5,503,080	6,116,300	6,172,300
Overtime	-	-	-	80,657	68,300	69,000
Totals, Department Temporary Help ..	447.9	482.8	482.8	\$5,583,737	\$6,184,600	\$6,241,300
TOTALS, AUTHORIZED POSITIONS	2,854.7	3,056.8	3,054.8	\$55,570,393	\$61,149,933	\$62,134,565
Regular/Ongoing Positions	2,386.1	2,543	2,541	49,655,797	54,434,933	55,357,565
Temporary Help	468.6	513.8	513.8	5,731,440	6,485,000	6,545,000
Overtime	-	-	-	183,156	230,000	232,000

¹ 2 Personnel years limited to 6-30-85.

1760 DEPARTMENT OF GENERAL SERVICES *

Administration And Mgmt Assistance

Administration And Mgmt Assistance Executive Office: Administration:				SALARY RANGE		
	Filled 1983-84	Authorized 1984-85	Proposed 1985-86	Actual 1983-84	Estimated 1984-85	Proposed 1985-86
Director	1	1	1	\$57,829	\$57,829	\$57,829
Planning Off-Dep Director	1	1	1	4,486	53,832	53,832
Dep Director	1	1	1	4,486	53,832	53,832
Dep Director	1	1	1	4,486	53,832	53,832
C.E.A. III	1	1	1	3,357-4,464	53,568	53,568
Procurement Off	-	1	1	4,077-4,274	48,924	51,288
Special Asst To Director	0.6	1	1	3,372-3,534	40,950	42,408
Staff Services Mgr I	2	2	2	2,415-2,913	69,912	69,912
Asst To Dep Director	1	1	1	2,314-2,542	29,354	30,504
Staff Services Analyst-Gen	1.6	2	2	1,407-2,197	48,288	48,288
Exec Secty II	1.2	1	1	1,512-1,809	21,628	21,708
Exec Secty I	2.7	3	3	1,389-1,653	56,250	57,898
Secty	0.1	-	-	1,236-1,512	-	-
Off Of Legislation And Public Inf:						
C.E.A. II	0.6	1	1	3,052-4,057	45,756	47,839
Asst Director	0.4	-	-	3,372-3,534	-	-
Staff Services Mgr I	-	1	1	2,415-2,913	33,878	34,956
Assoc Govtl Prog Analyst	1.3	1	1	2,197-2,651	31,812	31,812
Ofc Techn-Typing	0.8	1	1	1,214-1,551	17,100	17,100
Sr Steno	0.1	-	-	1,236-1,512	-	-
Central Files:						
Office Asst II-Typing	1	1	1	1,048-1,367	14,568	14,568
State Capitol Restoration:						
Temporary Help	0.3	0.9	0.9	(2,906)	18,944	18,944
Totals	18.7	21.9	21.9	\$610,772	\$750,257	\$760,118
Office Of Administrative Services:						
Administration:						
C.E.A. II	0.9	1	1	3,052-4,057	48,308	48,684
Staff Services Mgr I	0.9	1	1	2,415-2,913	34,821	34,956
Assoc Govtl Prog Analyst	0.8	1	1	2,197-2,651	28,980	30,348

*The Salary Range and the amounts shown in 1984-85 and 1985-86 for this department do not reflect the 1984-85 fiscal year salary increase adjustment. This adjustment is reflected in the departmental Summary by Object of the Governor's Budget.

1760 DEPARTMENT OF GENERAL SERVICES—Continued

ORGANIZATIONAL UNIT	NUMBER OF POSITIONS			EXPENDITURES			
	Classification	Filled 1983-84	Authorized 1984-85	Proposed 1985-86	Actual 1983-84	Estimated 1984-85	Proposed 1985-86
					SALARY RANGE		
Staff Services Analyst-Gen	0.8	1	1	1,407-2,197	22,774	23,844	
Ofc Services Supvr I-Typing	1	1	1	1,214-1,551	17,100	17,100	
Ofc Techn-Typing	1	1	1	1,214-1,551	15,561	16,230	
Ofc Asst II-Typing	1.8	2	2	1,048-1,367	28,103	28,491	
Personnel:							
Staff Services Mgr III	1	1	1	2,913-3,518	42,216	42,216	
Staff Services Mgr II-Supvry	0.8	1	1	2,651-3,200	31,812	33,336	
Staff Services Mgr I	2.1	2	2	2,415-2,913	69,912	69,912	
Assoc Personnel Analyst	5.6	6	6	2,197-2,651	186,708	189,294	
Staff Services Analyst-Gen	0.7	1	1	1,407-2,197	23,844	24,984	
Personnel Asst IV	1	1	1	1,768-2,127	25,524	25,524	
Personnel Asst III	0.8	1	1	1,611-1,939	22,758	23,268	
Personnel Asst II	5.8	6	6	1,481-1,768	122,240	124,983	
Personnel Techn I	1	1	1	1,138-1,565	18,780	18,780	
Personnel Asst I	15.9	16	16	1,126-1,551	279,801	284,934	
Ofc Asst II-Typing	2	2	2	1,048-1,367	29,136	29,136	
Word Processing Techn	1.1	2	2	1,048-1,309	30,975	31,416	
Contract Personnel Services:							
Assoc Personnel Analyst	0.8	1	1	2,197-2,651	31,812	31,812	
Personnel Asst I	1.9	2	2	1,126-1,551	36,639	37,224	
Budget And Planning:							
Staff Services Mgr II-Supvry	0.3	-	-	2,651-3,200	-	-	
Staff Services Mgr I	3	-	-	2,415-2,913	-	-	
Assoc Budget Analyst	4.5	-	-	2,197-2,651	-	-	
Acctg Off	1	-	-	1,827-2,197	-	-	
Staff Services Analyst-Gen	0.9	-	-	1,407-2,197	-	-	
Mgt Services Techn	0.1	-	-	1,177-1,565	-	-	
Training:							
Staff Services Mgr II-Supvry	1	1	1	2,651-3,200	38,400	38,400	
Trng Off I	1.9	2	2	2,197-2,651	61,476	62,892	
Ofc Techn-Typing	1	1	1	1,214-1,551	17,100	17,100	
Word Processing Center:							
Sr Word Processing Techn	1	1	1	1,260-1,486	17,042	17,771	
Ofc Asst II-Typing	0.8	-	-	1,048-1,367	-	-	
Word Processing Techn	2.9	2	2	1,048-1,309	29,504	30,080	
Intermittent Pool:							
Ofc Services Supvr I-Gen	0.8	1	1	1,214-1,551	14,568	15,120	
Labor Relations:							
Labor Relations Specialist II	-	1	1	2,651-3,200	38,400	38,400	
Labor Relations Specialist I	-	1	1	2,415-2,913	33,336	34,956	
Labor Relations Analyst	-	2	2	2,197-2,651	62,770	63,624	
Ofc Asst II-Typing	-	1	1	1,048-1,367	15,120	15,120	
Temporary Help	9.9	14.8	14.8	(156,165)	218,213	218,213	
Overtime	-	-	-	(7,170)	4,703	4,703	
Totals	76.8	78.8	78.8	\$1,668,322	\$1,698,436	\$1,722,851	
Office Of Labor Relations:							
Staff Services Mgr II-Supvry	0.3	-	-	2,651-3,200	-	-	
Labor Relations Specialist II	1	-	-	2,651-3,200	-	-	
Labor Relations Specialist I	1	-	-	2,415-2,913	-	-	
Labor Relations Analyst	1.3	-	-	2,197-2,651	-	-	
Ofc Asst II-Typing	0.9	-	-	1,048-1,367	-	-	
Totals	4.5	-	-	\$134,802	-	-	
Office Of Fiscal Services:							
Budget And Planning:							
Staff Services Mgr II-Supvry	-	1	1	2,651-3,200	38,252	38,400	
Staff Services Mgr I	-	4	4	2,415-2,913	136,584	139,824	
Assoc Budget Analyst	-	4	4	2,197-2,651	118,408	121,038	
Acctg Off	-	1	1	1,827-2,197	23,844	24,984	
Staff Services Analyst-Gen	-	1	1	1,407-2,197	19,917	20,861	
Accounting-Financial Services:							
Staff Services Mgr III	-	1	1	2,913-3,518	42,216	42,216	
Acctg Administrator I	-	2	2	2,415-2,913	69,912	69,912	
Staff Services Mgr I	-	1	1	2,415-2,913	34,956	34,956	
Sr Acctg Off-Supvr	-	5	5	2,197-2,651	159,060	159,060	
Sr Acctg Off-Specialist	-	1	1	2,197-2,651	27,106	28,420	
Acctg Off	-	6	6	1,827-2,197	157,392	158,184	
Acctg Off-Supvr	-	6	6	1,827-2,197	144,782	149,946	
Property Inspector	-	1	1	1,666-2,002	24,024	24,024	
Accountant I - Supvr	-	7	7	1,401-1,827	130,455	134,061	
Accountant I - Specialist	-	7	7	1,401-1,827	128,346	133,030	
Office Services Supvr I-Gen	-	1	1	1,214-1,551	17,100	17,100	
Sr Acct Clk	-	9	9	1,214-1,551	145,240	148,606	
Acctg Techn	-	11	11	1,214-1,551	178,855	181,138	
Office Asst II-Typing	-	3	3	1,048-1,367	39,037	40,297	
Acct Clk II	-	32	32	1,087-1,367	471,924	476,924	
Bookkeeping Mach Opr II	-	4	4	1,126-1,309	60,746	61,208	
Office Asst II-Gen	-	2	2	1,048-1,309	28,960	29,136	
Contracted Fiscal Services:							
Acctg Administrator I	-	1	1	2,415-2,913	34,956	34,956	
Sr Acctg Off-Supvr	-	2	2	2,197-2,651	60,792	62,160	
Sr Acctg Off-Specialist	-	1	1	2,197-2,651	28,196	29,550	
Acctg Off-Supvr	-	1	1	1,827-2,197	25,275	26,364	
Acctg Off	-	3	3	1,827-2,197	74,208	76,302	
Accountant I - Specialist	-	1	1	1,401-1,827	17,239	17,971	

1760 DEPARTMENT OF GENERAL SERVICES—Continued

ORGANIZATIONAL UNIT Classification	NUMBER OF POSITIONS			EXPENDITURES		
	Filled 1983-84	Authorized 1984-85	Proposed 1985-86	Actual 1983-84	Estimated 1984-85	Proposed 1985-86
				SALARY RANGE		
Sr Acct Clk	-	1	1	1,214-1,551	17,100	17,100
Acctg Techn	-	3	3	1,214-1,551	50,778	51,300
Acct Clk II	-	6	6	1,087-1,367	90,582	90,720
Administration:						
C.E.A. II	-	1	1	3,052-4,057	38,400	40,284
Secty	-	1	1	1,236-1,512	17,448	17,448
Temporary Help	-	1.9	1.9	-	35,000	35,000
Overtime	-	-	-	-	39,000	39,000
Totals	-	132.9	132.9	-	\$2,726,090	\$2,771,480
Totals, Administration	100	233.6	233.6	\$2,413,896	\$5,174,783	\$5,254,449
Property Management Services						
Office Of Space Management:						
C.E.A. II	1	1	1	3,052-4,057	48,684	48,684
Facilities Mgr II	2	2	2	2,913-3,518	84,432	84,432
Facilities Mgr I	6	7	7	2,651-3,200	258,054	261,682
Staff Space Planner	4	5	5	2,415-2,913	173,430	175,336
Staff Leasing Off	2	2	2	2,415-2,913	69,912	69,912
Assoc Space Planner	16.6	16	16	2,197-2,651	484,536	493,716
Assoc Land Agent	0.9	-	-	2,197-2,651	-	-
Assoc Leasing Off	13.2	13	13	2,197-2,651	407,684	411,978
Adm Asst II	1	1	1	2,197-2,651	28,756	30,120
Asst Space Planner	1.7	3	3	1,827-2,197	70,552	72,612
Asst Leasing Off	0.1	-	-	1,827-2,197	-	-
Jr Space Planner	2.5	5	5	1,407-1,827	92,280	96,417
Mgt Services Techn	2	2	2	1,177-1,565	37,560	37,560
Ofc Techn-Gen	0.8	1	1	1,214-1,551	16,578	17,100
Ofc Techn-Typing	1	1	1	1,214-1,551	17,100	17,100
Student Asst-Engrng & Arch Sciences	0.7	-	-	1,038-1,532	-	-
Ofc Asst II-Typing	6.8	6	6	1,048-1,367	85,335	86,238
Acct Clk II	0.9	1	1	1,087-1,367	15,074	15,120
Steno	1	1	1	1,029-1,339	15,396	15,396
Student Asst	0.6	-	-	935-1,246	-	-
Ofc Asst I-Typing	0.1	1	1	976-1,126	12,156	12,546
Temporary Help	-	0.5	0.5	(86)	5,614	5,614
Overtime	-	-	-	(136)	-	-
Totals	64.9	68.5	68.5	\$1,773,483	\$1,923,133	\$1,951,563
Building Standards Commission:						
Exec Director	1	1	1	4,077-4,274	51,288	51,288
Assoc Govtl Prog Analyst	2.8	2	2	2,197-2,651	58,366	60,680
Adm Asst I	1	1	1	1,827-2,303	23,034	24,120
Staff Services Analyst-Gen	0.1	-	-	1,407-2,197	-	-
Jr Staff Analyst-Gen	-	1	1	1,407-1,827	16,884	17,604
Exec Secty I	0.4	-	-	1,389-1,653	-	-
Mgt Services Techn	0.9	1	1	1,177-1,565	16,127	16,817
Secty	0.4	1	1	1,236-1,512	17,448	17,448
Ofc Asst II-Gen	0.1	-	-	1,048-1,309	-	-
Totals	6.7	7	7	\$180,011	\$183,147	\$187,957
Facilities Planning And Development:						
C.E.A. II	1	1	1	3,052-4,057	48,684	48,684
Sr Planner	2	2	2	2,651-3,200	76,800	76,800
Sr Envirntl Planner	1	1	1	2,651-3,200	38,400	38,400
Assoc Planner	3	3	3	2,197-2,651	91,368	94,216
Assoc Envirntl Planner	2.6	3	3	2,197-2,651	91,154	92,492
Assoc Land Agent	0.1	-	-	2,197-2,651	-	-
Envirntl Planner	0.1	-	-	1,407-2,197	-	-
Planner	0.6	1	1	1,523-2,197	24,120	25,275
Ofc Asst II-Typing	0.8	1	1	1,048-1,367	14,568	14,568
Steno	1	1	1	1,029-1,339	15,396	15,396
Word Processing Techn	0.3	1	1	1,048-1,309	15,708	15,708
Temporary Help	0.5	0.3	0.3	(6,148)	3,371	3,371
Totals	13	14.3	14.3	\$375,089	\$419,569	\$424,910
Office Of Local Assistance:						
State School Building Aid:						
Area Supvr	0.8	1	1	2,303-2,778	32,955	33,336
Govtl Auditor III	1	1	1	2,197-2,651	30,120	31,568
Fld Rep II	0.3	-	-	2,098-2,529	-	-
Fld Rep I	-	-	-	1,912-2,303	-	-
Govtl Auditor II	2.3	3	3	1,827-2,197	77,712	78,894
Accountant I - Specialist	0.3	-	-	1,401-1,827	-	-
Jr Staff Analyst-Gen	0.4	-	-	1,407-1,827	-	-
Ofc Asst II-Typing	1.1	1	1	1,048-1,367	13,736	14,216
Acct Clk II	0.3	-	-	1,087-1,367	-	-
Ofc Asst II-Gen	1.5	-	-	1,048-1,309	-	-
Ofc Asst I-Gen	-	1	1	944-1,087	11,790	12,156
Deferred Maintenance:						
Area Supvr	1	1	1	2,303-2,778	33,336	33,336
Govtl Auditor III	1	1	1	2,197-2,651	31,812	31,812
Fld Rep I ¹	0.5	2	1	1,912-2,303	46,428	24,600
Jr Staff Analyst-Gen	0.5	-	-	1,407-1,827	-	-

1760 DEPARTMENT OF GENERAL SERVICES—Continued

ORGANIZATIONAL UNIT	NUMBER OF POSITIONS			EXPENDITURES		
	Filled 1983-84	Authorized 1984-85	Proposed 1985-86	Actual 1983-84	Estimated 1984-85	Proposed 1985-86
Lease-Purchase:						
Staff Services Mgr III	0.5	1	1	2,913-3,518	42,216	42,216
Supvr-Agency Services	0.5	1	1	2,651-3,200	36,068	37,808
Energy Resources Specialist II	0.9	-	-	2,415-2,913	-	-
Area Supvr	0.4	1	1	2,303-2,778	33,336	33,336
Govtl Auditor III ²	-	1	-	2,197-2,651	26,364	-
Fld Rep II ³	3.5	6	5	2,098-2,529	174,522	151,740
Fld Rep I	2.7	7	7	1,912-2,303	170,781	177,590
Govtl Auditor II	2.1	2	2	1,827-2,197	48,930	51,252
Acctg Ofc	-	1	1	1,827-2,197	21,924	22,944
Staff Services Analyst-Gen	0.5	1	1	1,407-2,197	25,770	26,364
Jr Staff Analyst-Gen	3.2	4	4	1,407-1,827	73,821	76,068
Sr Acct Clk	1	1	1	1,214-1,551	17,100	17,100
Office Services Supvr I-Typing	-	1	1	1,214-1,551	14,568	15,120
Ofc Asst II-Typing ⁴	0.9	3	2	1,048-1,367	40,437	28,047
Acct Clk II	1.5	3	3	1,087-1,367	43,904	44,992
Steno	0.3	-	-	1,029-1,339	-	-
Ofc Asst II-Gen	0.5	1	1	1,048-1,309	14,128	14,568
Ofc Asst I-Typing	-	-	-	976-1,126	-	-
Administration:						
Local Assistance Off	1	1	1	4,077-4,274	51,288	51,288
Asst Exec Off	0.4	1	1	3,372-3,534	42,408	42,408
Staff Services Mgr III	0.5	-	-	2,913-3,518	-	-
Supvr-Agency Services	0.5	-	-	2,651-3,200	-	-
Adm Off	0.7	1	1	2,792-2,925	33,504	35,100
Supvng Govtl Auditor I	1	1	1	2,415-2,913	28,980	30,348
Staff Services Analyst-Gen	1	1	1	1,407-2,197	25,176	26,364
Secty	1	1	1	1,236-1,512	17,448	17,448
Emergency Classroom:						
Area Supvr	0.6	-	-	2,303-2,778	-	-
Fld Rep II	2.5	1	1	2,098-2,529	29,778	30,348
Fld Rep I	2.2	2	2	1,912-2,303	51,120	52,236
Govtl Auditor II	0.5	-	-	1,827-2,197	-	-
Staff Services Analyst-Gen ⁵	0.5	1	-	1,407-2,197	17,580	-
Accountant I - Specialist	0.5	1	1	1,401-1,827	19,092	19,992
Jr Staff Analyst-Gen	1.5	-	-	1,407-1,827	-	-
Ofc Asst II-Typing	0.5	-	-	1,048-1,367	-	-
Steno	0.2	-	-	1,029-1,339	-	-
Temporary Help	0.6	1	1	(7,119)	2,664	2,664
Overtime	-	-	-	(14,166)	-	-
Totals	45.2	57	52	\$1,112,417	\$1,380,796	\$1,307,259
Office Of The State Architect:						
Administration:						
Executive:						
State Architect	1	1	1	52,979	52,979	52,979
C.E.A. III	0.5	-	-	3,357-4,464	-	-
Dep State Architect	1	1	1	4,077-4,274	51,091	51,288
Prog Mgr	1	1	1	3,440-4,156	49,872	49,872
C.E.A. II	0.5	1	1	3,052-4,057	48,684	48,684
Assoc Govtl Prog Analyst	1	1	1	2,197-2,651	31,812	31,812
Staff Services Analyst-Gen	0.1	1	1	1,407-2,197	25,968	26,364
Jr Staff Analyst	-	1	1	1,407-1,827	16,884	17,604
Exec Secty I	0.9	1	1	1,389-1,653	18,963	19,769
Library Tech Asst I	1	1	1	1,214-1,551	17,100	17,100
Secty	1	1	1	1,236-1,512	17,448	17,448
Ofc Asst II-Typing	0.7	1	1	1,048-1,367	14,430	14,568
Steno	0.5	1	1	1,029-1,339	15,258	15,396
Project Coordination And Evaluation:						
Sr Architectural Project Analyst	1	1	1	2,717-3,279	39,348	39,348
Assoc Constrn Analyst	0.9	-	-	2,360-2,845	-	-
Assoc Govtl Prog Analyst	3.7	3	3	2,197-2,651	95,436	95,436
Arch Project Prod Analyst	1	1	1	2,197-2,651	30,348	31,812
Jr Staff Analyst-Gen	1.2	3	3	1,407-1,827	59,406	60,954
Mgt Services Techn	0.5	-	-	1,177-1,565	-	-
Ofc Techn-Typing	1.6	1	1	1,214-1,551	17,100	17,100
DP Techn	1	1	1	1,198-1,523	18,276	18,276
Steno	0.3	1	1	1,029-1,339	15,396	15,396
Contract Management:						
Bus Service Off III	1	1	1	2,197-2,651	31,812	31,812
Ofc Services Supvr I-Gen	1	1	1	1,214-1,551	17,100	17,100
Ofc Asst II-Typing	3.4	4	4	1,048-1,367	56,306	57,078
Office Services:						
Bus Services Off I	0.6	1	1	1,827-2,197	25,572	26,364
Stock Clk	1	1	1	1,168-1,486	16,404	16,404
Ofc Asst II-Gen	4.9	4	4	1,048-1,309	57,630	58,140
Mgt Services Asst	1	1	1	1,038-1,198	14,376	14,376
Office Asst I-Gen	-	-	-	944-1,087	-	-
Architecture & Engineering Services:						
Consultant Services:						
Prog Mgr	1	1	1	3,440-4,156	47,942	49,872
Supvng Architect	1	1	1	3,128-3,780	45,360	45,360
Sr Architect	4.9	5	5	2,717-3,279	196,740	196,740
Sr Elec Engr	2	2	2	2,717-3,279	78,696	78,696
Sr Mech Engr	0.7	1	1	2,717-3,279	32,604	34,140
Waste Mgt Specialist III	-	1	1	2,360-2,845	31,344	32,860

1760 DEPARTMENT OF GENERAL SERVICES—Continued

ORGANIZATIONAL UNIT	NUMBER OF POSITIONS			EXPENDITURES		
	Filled 1983-84	Authorized 1984-85	Proposed 1985-86	Actual 1983-84	Estimated 1984-85	Proposed 1985-86
				SALARY RANGE		
Assoc Architect	2	2	2	2,360-2,845	68,280	68,280
Assoc Govtl Prog Analyst	1	1	1	2,197-2,651	31,812	31,812
Bus Services Off I	0.9	-	-	1,827-2,197	-	-
Staff Services Analyst-Gen	-	1	1	1,407-2,197	16,884	17,604
Ofc Services Supvr I	-	1	1	1,214-1,425	14,568	15,120
Ofc Asst II-Typing	1.7	1	1	1,048-1,367	14,568	14,568
Steno	0.3	1	1	1,029-1,339	13,695	14,169
Architectural Design:						
Prin Architect	1	1	1	3,440-4,156	49,872	49,872
Supvng Architect	2	2	2	3,128-3,780	90,720	90,720
Sr Architect	3.9	5	5	2,717-3,279	188,263	191,672
Assoc Architect	3.7	3	3	2,360-2,845	94,296	97,944
Sr Graphic Artist	1	1	1	1,868-2,251	27,012	27,012
Steno	0.7	1	1	1,029-1,339	12,738	13,158
Landscape Design:						
Sr Landscape Architect	0.9	1	1	2,717-3,279	37,391	39,197
Assoc Landscape Architect	3.1	4	4	2,360-2,845	128,448	131,316
Drafting:						
Supvng Architect	1	1	1	3,128-3,780	45,360	45,360
Architectural Sr	2	2	2	2,591-3,128	75,072	75,072
Assoc Architect	2	3	3	2,360-2,845	96,600	97,944
Architectural Assoc	2	2	2	2,251-2,717	63,696	65,208
Architectural Designer	0.4	-	-	1,750-2,360	-	-
Architectural Asst	1.2	1	1	1,959-2,360	27,663	28,274
Asst Architectural Designer	0.1	-	-	1,849-2,226	-	-
Structural Engineering:						
Supvng Structural Engr	1	1	1	3,279-3,963	47,556	47,556
Sr Structural Engr	1	1	1	2,845-3,440	34,140	35,796
Structural Engrng Assoc	1.6	2	2	2,360-2,845	63,244	64,637
Asst Engr Structural	0.4	-	-	1,959-2,360	-	-
Specifications:						
Specification Writer II	2.5	3	3	2,251-2,717	92,220	93,528
Sr Word Processing Techn	-	1	1	1,260-1,486	15,120	15,708
Word Processing Techn	3	3	3	1,048-1,309	47,124	47,124
Mechanical Engineering:						
Supvng Mech Engr	0.8	1	1	3,128-3,780	51,060	51,060
Sr Mech Engr	3.8	4	4	2,717-3,279	154,130	155,882
Assoc Mech Engr	4.7	5	5	2,360-2,845	157,553	163,418
Mech Engr	2.1	2	2	1,750-2,360	50,610	53,014
Ofc Asst II-Typing	1	1	1	1,048-1,367	14,568	14,568
Electrical Engineering:						
Supvng Elec Engr	1	1	1	3,128-3,780	45,360	45,360
Sr Elec Engr	2	2	2	2,717-3,279	78,696	78,696
Assoc Elec Engr	2.7	2	2	2,360-2,845	68,280	68,280
Elec Engr	3	3	3	1,750-2,360	82,143	83,349
Elec Engrng Techn II	1	1	1	1,868-2,251	27,012	27,012
Civil And Sanitary Engineering:						
Supvng Engr	1	1	1	3,128-3,780	45,360	45,360
Sr Civil Engr	1	1	1	2,717-3,279	39,348	39,348
Sr Sanitary Engr	1	1	1	2,717-3,279	38,744	39,348
Assoc Civil Engr	1	2	2	2,360-2,845	60,420	63,292
Assoc Sanitary Engr	1	1	1	2,360-2,845	34,140	34,140
Civil Engrng Assoc	1	1	1	2,251-2,717	32,604	32,604
Civil Engrng Techn II	0.9	1	1	1,868-2,251	26,709	27,012
Delineator	1	1	1	1,491-1,786	21,432	21,432
Cost Engineering:						
Supvng Estimator	1	1	1	3,128-3,780	45,360	45,360
Sr Estimator-Bldg Constrn	1	4	4	2,591-3,128	142,250	145,212
Assoc Estimator	-	2	2	2,251-2,717	55,441	58,096
Mech Estimator II	1	2	2	2,251-2,717	62,072	64,956
Elec Estimator II	-	1	1	2,251-2,717	27,993	29,328
Asst Estimator - Bldg Constrn	0.1	-	-	1,959-2,360	-	-
Secty	1	1	1	1,236-1,512	17,187	17,448
Ofc Asst II-Typing	-	1	1	1,048-1,367	14,568	14,568
Cost Engineering-Change Orders:						
Sr Estimator-Bldg Constrn	2	-	-	2,591-3,128	-	-
Assoc Estimator - Bldg Constrn	0.8	-	-	2,251-2,717	-	-
Mech Estimator II	1	-	-	2,251-2,717	-	-
Elec Estimator II	0.8	-	-	2,251-2,717	-	-
Elec Estimator I	0.2	-	-	1,959-2,360	-	-
Asst Estimator - Bldg Constrn	1.2	-	-	1,959-2,360	-	-
Ofc Asst II-Typing	1.8	-	-	1,048-1,367	-	-
Physically Handicapped:						
Mgr	1	1	1	2,591-3,128	36,811	37,536
Architectural Assoc	2	2	2	2,251-2,717	65,208	65,208
Ofc Asst II-Typing	0.3	-	-	1,048-1,367	-	-
Steno	0.6	1	1	1,029-1,339	14,348	14,890
Construction Services:						
Headquarters:						
Chief Constrn Supvr	0.8	1	1	3,618-4,360	45,196	47,392
Constrn Supvr II	1	1	1	2,591-3,128	37,536	37,536
Secty	1	1	1	1,236-1,512	17,448	17,448
Area 1 Oakland:						
Constrn Supvr III	0.7	1	1	2,983-3,602	40,314	42,252
Constrn Supvr II	3	2	2	2,591-3,128	68,628	70,140
Constrn Supvr I	5.3	6	6	2,251-2,717	183,255	187,392

1760 DEPARTMENT OF GENERAL SERVICES—Continued

ORGANIZATIONAL UNIT	NUMBER OF POSITIONS			EXPENDITURES		
	Classification	Filled 1983-84	Authorized 1984-85	Proposed 1985-86	Actual 1983-84	Estimated 1984-85
					SALARY RANGE	
Mech Inspector II	1	1	1	2,251-2,717	30,497	31,974
Elec Inspector II	1	1	1	2,251-2,717	32,604	32,604
Ofc Techn-Typing	1	1	1	1,214-1,551	17,100	17,100
Ofc Asst II-Typing	1	1	1	1,048-1,367	14,568	14,568
Area II Sacramento:						
Constrn Supvr III	1	1	1	2,983-3,602	43,224	43,224
Sr Elec Engr	1	1	1	2,717-3,279	39,348	39,348
Elec Constrn Supvr II	4.9	6	6	2,591-3,128	215,645	218,979
Constrn Supvr I	4.8	8	8	2,251-2,717	237,413	244,144
Mech Inspector II	1	1	1	2,251-2,717	32,604	32,604
Constrn Inspector	1	-	-	1,868-2,251	-	-
Ofc Techn-Typing	1	1	1	1,214-1,551	17,100	17,100
Ofc Asst II-Typing	0.9	1	1	1,048-1,367	14,568	14,568
Area III Los Angeles:						
Constrn Supvr III	2	3	3	2,983-3,602	125,796	127,728
Constrn Supvr II	6.7	8	8	2,591-3,128	288,978	293,847
Elec Inspector II	2	2	2	2,251-2,717	65,208	65,208
Constrn Supvr I	12.3	14	14	2,251-2,717	415,088	428,592
Mech Inspector II	1.8	2	2	2,251-2,717	57,628	60,420
Secty	1	1	1	1,236-1,512	17,448	17,448
Ofc Asst II-Typing	1	1	1	1,048-1,367	14,568	14,568
Temporary Help	0.5	0.9	0.9	(9,845)	27,524	27,524
Overtime	-	-	-	(7,457)	12,983	12,983
Structural Safety Section:						
San Francisco:						
Prin Structural Engr	1	1	1	3,440-4,156	49,486	49,872
Supvng Structural Engr	1.8	2	2	3,279-3,963	94,380	95,112
Dist Structural Engr	1.3	3	3	2,983-3,602	114,816	118,296
Sr Structural Engr	6.1	6	6	2,845-3,440	240,540	242,196
Ofc Services Supvr II-Gen	0.5	1	1	1,358-1,768	19,332	19,332
Ofc Asst II-Typing	2.2	3	3	1,048-1,367	39,912	39,912
Ofc Asst II-Gen	1	1	1	1,048-1,309	14,568	14,568
Sacramento:						
C.E.A. III	1	1	1	3,357-4,464	53,568	53,568
Prin Structural Engr	1	1	1	3,440-4,156	49,872	49,872
Supvng Structural Engr	2	2	2	3,279-3,963	95,112	95,112
Dist Structural Engr	1	1	1	2,983-3,602	43,224	43,224
Sr Structural Engr	6.1	7	7	2,845-3,440	288,960	288,960
Assoc Govtl Prog Analyst	1	1	1	2,197-2,651	31,812	31,812
Ofc Services Supvr I-Typing	1	1	1	1,214-1,551	17,100	17,100
Ofc Asst II-Typing	3.9	4	4	1,048-1,367	56,658	57,078
Steno	1	1	1	1,029-1,339	15,396	15,396
Drafting Aid I	1	1	1	1,135-1,321	15,852	15,852
Ofc Asst II-Gen	1	1	1	1,048-1,309	14,568	14,568
Los Angeles:						
Prin Structural Engr	0.9	1	1	3,440-4,156	49,872	49,872
Supvng Structural Engr	2.8	3	3	3,279-3,963	139,938	142,119
Dist Structural Engr	4	6	6	2,983-3,602	244,488	247,968
Sr Structural Engr	10	12	12	2,845-3,440	464,553	473,069
Adm Asst I	1	1	1	1,827-2,303	26,364	26,364
Ofc Techn-Typing	1	1	1	1,214-1,551	17,100	17,100
Ofc Asst II-Typing	5.9	7	7	1,048-1,367	97,716	98,112
Steno	0.6	1	1	1,029-1,339	15,396	15,396
Temporary Help	3.4	-	-	(155,865)	-	-
Overtime	-	-	-	(3,203)	259,198	259,198
Totals	247.9	275.9	275.9	\$7,821,101	\$8,875,484	\$9,002,295
Office Of Real Estate Services:						
Administration:						
C.E.A. II	1	1	1	3,052-4,057	48,684	48,684
Supvng Land Agent-Supvry	2.3	2	2	2,913-3,518	84,432	84,432
Assoc Govtl Prog Analyst	1	1	1	2,197-2,651	31,812	31,812
Sr Delineator	0.4	1	1	1,786-2,150	22,871	23,968
Delineator	0.6	-	-	1,491-1,786	-	-
Ofc Services Supvr I-Typing	1	1	1	1,214-1,551	15,120	15,708
Acctg Techn	0.9	1	1	1,214-1,551	17,100	17,100
Secty	0.9	1	1	1,236-1,512	17,378	17,448
Sr Word Processing Techn	1	1	1	1,260-1,486	17,832	17,832
Ofc Asst II-Typing	0.8	2	2	1,048-1,367	27,495	27,963
Steno	1	1	1	1,029-1,339	15,396	15,396
Word Processing Techn	2.9	3	3	1,048-1,309	47,124	47,124
Appraisals-Transaction Review:						
Sr Land Agent	2	1	1	2,651-3,200	38,400	38,400
Assoc Land Agent	1	1	1	2,197-2,651	31,812	31,812
Ofc Asst II-Typing	1	1	1	1,048-1,367	15,120	15,120
Sales:						
Sr Land Agent	1	1	1	2,651-3,200	38,400	38,400
Assoc Land Agent	2.9	2.5	2.5	2,197-2,651	79,042	79,530
Steno	1	1	1	1,029-1,339	15,396	15,396
Property Management:						
Sr Land Agent	1	1	1	2,651-3,200	38,400	38,400
Assoc Land Agent	5.4	7	7	2,197-2,651	206,340	210,156
Ofc Asst II-Typing	0.5	1	1	1,048-1,367	14,568	14,568

1760 DEPARTMENT OF GENERAL SERVICES—Continued

ORCANIZATIONAL UNIT	NUMBER OF POSITIONS			EXPENDITURES		
	Filed 1983-84	Authorized 1984-85	Proposed 1985-86	Actual 1983-84	Estimated 1984-85	Proposed 1985-86
Aquisitions:						
Sr Land Agent	5.8	6	6	2,651-3,200	230,400	230,400
Assoc Land Agent	20.3	22	22	2,197-2,651	678,326	683,944
Asst Land Agent	0.7	2	2	1,827-2,197	48,288	49,308
Staff Services Analyst-Cen	0.6	1	1	1,407-2,197	23,484	24,600
Ofc Asst II-Typing	2.7	2	2	1,048-1,367	29,136	29,136
Ofc Asst I-Typing	-	-	-	976-1,126	-	-
Temporary Help	-	0.8	0.8	(494)	7,425	7,425
Overtime	-	-	-	(25)	1,855	1,855
Totals	59.7	65.3	65.3	\$1,708,897	\$1,841,636	\$1,855,917
Office Of Buildings And Crouds:						
Administration Statewide:						
C.E.A. III	1	1	1	3,357-4,464	53,568	53,568
Supvng Landscape Architect	1	1	1	3,128-3,780	45,360	45,360
Asst Div Chief	1.9	2	2	2,913-3,518	84,271	84,432
Staff Services Mgr I	1	1	1	2,415-2,913	34,956	34,956
Assoc Covtl Prog Analyst	0.1	-	-	2,197-2,651	-	-
Staff Services Analyst-Gen	1	2	2	1,407-2,197	39,233	40,998
Ofc Techn-Typing	1	1	1	1,214-1,551	17,100	17,100
Seety	1	1	1	1,236-1,512	17,448	17,448
Terminal Leave	2.1	2	2	43,510	66,161	66,161
Legislative Help	12.6	12.8	12.8	185,613	162,180	162,180
Sacramento Buildings:						
Region I-Trades & Crafts:						
Ofc Bldg Mgr IV	1	1	1	2,651-3,200	37,010	38,296
Ofc Bldg Mgr III	1	1	1	2,450-2,954	35,448	35,448
Ofc Bldg Mgr II	2	2	2	2,336-2,820	67,680	67,680
Supvr - Bldg Trades	1	1	1	2,051-2,591	28,320	28,320
Electrician Supvr	2	2	2	2,051-2,472	54,024	54,024
Painter Supvr	1	1	1	1,959-2,360	25,800	25,800
Carpenter Supvr	1	1	1	1,959-2,360	25,800	25,800
Electrician I	10.3	11	11	1,868-2,251	268,432	270,732
Plumber I	3	3	3	1,868-2,251	73,836	73,836
Carpenter I	3.8	4	4	1,786-2,150	91,674	93,031
Painter I	6.2	7	7	1,786-2,150	161,816	163,737
Locksmith	2.8	3	3	1,786-2,150	67,356	69,432
Electronics Techn	4.2	5	5	1,630-2,150	113,506	116,120
Electrician Apprentice	0.2	-	-	1,269-1,921	-	-
Plumber Apprentice	1	1	1	1,269-1,921	21,000	22,020
Bldg & Maint Worker	11.9	13	13	1,557-1,868	261,974	265,680
Carpenter Apprentice	0.3	-	-	1,269-1,835	-	-
Painter Apprentice	0.8	1	1	1,269-1,835	15,228	15,852
Janitor Supvr III	2.8	3	3	1,342-1,745	57,072	57,276
Warehouse Worker	-	1	1	1,401-1,666	17,178	17,910
Janitor Supvr II	14.3	16	16	1,239-1,591	268,950	273,682
Supvng Housekeeper II	0.8	1	1	1,239-1,591	15,144	15,740
Ofc Services Supvr I-Typing	1	1	1	1,214-1,551	17,100	17,100
Laborer	0.4	1	1	1,342-1,462	16,458	17,178
Janitor Supvr I	0.1	1	1	1,114-1,407	13,368	13,872
Ofc Asst II-Typing	2.8	3	3	1,048-1,367	42,195	42,615
Region III-Trades & Crafts:						
Ofc Bldg Mgr IV	1	1	1	2,651-3,200	38,400	38,400
Ofc Bldg Mgr III	1	1	1	2,450-2,954	35,448	35,448
Ofc Bldg Mgr II	2	2	2	2,336-2,820	66,648	67,680
Supvr - Bldg Trades	1	1	1	2,051-2,591	28,320	28,320
Chief Engr II	1	1	1	2,077-2,505	30,060	30,060
Chief Engr I	1.7	3	3	2,253-2,478	81,108	81,108
Electrician Supvr	1	1	1	2,051-2,472	27,012	27,012
Stationary Engr	21.3	20	20	1,931-2,361	518,160	518,160
Carpenter Supvr	1	1	1	1,959-2,360	25,800	25,800
Painter Supvr	0.9	1	1	1,959-2,360	25,800	25,800
Painter II	0.1	-	-	1,868-2,251	-	-
Electrician I	5	5	5	1,868-2,251	122,600	123,060
Plumber I	2	2	2	1,868-2,251	49,224	49,224
Carpenter I	3	3	3	1,786-2,150	70,524	70,524
Painter I	3.4	4	4	1,786-2,150	94,032	94,032
Electronics Techn	1	1	1	1,630-2,150	21,032	22,006
Stationary Engr Apprentice	1.2	-	-	1,395-1,931	-	-
Electrician Apprentice	0.5	-	-	1,269-1,921	-	-
Bldg & Maint Worker	7.9	8	8	1,557-1,868	163,244	163,776
Carpenter Apprentice	0.8	1	1	1,269-1,835	15,228	15,852
Janitor Supvr III	1	1	1	1,342-1,745	19,092	19,092
Janitor Supvr II	8	8	8	1,239-1,591	138,559	140,744
Ofc Services Supvr I-Typing	1	1	1	1,214-1,551	17,100	17,100
Window Cleaner	2.3	3	3	1,288-1,523	53,976	54,660
Laborer	1	1	1	1,342-1,462	17,544	17,544
Janitor Supvr I	1.7	2	2	1,114-1,407	30,048	30,624
Ofc Asst II-Typing	1.7	2	2	1,048-1,367	26,757	27,651
Steno	0.9	1	1	1,029-1,339	15,396	15,396
Region II-Trades & Crafts:						
Ofc Bldg Mgr IV	1	1	1	2,651-3,200	38,400	38,400
Ofc Bldg Mgr III	1.1	1	1	2,450-2,954	35,046	35,448
Ofc Bldg Mgr II	0.6	2	2	2,336-2,820	67,470	67,680
Ofc Bldg Mgr I	1	-	-	2,230-2,691	-	-
Assoc Covtl Prog Analyst	0.3	-	-	2,197-2,651	-	-

1760 DEPARTMENT OF GENERAL SERVICES—Continued

ORGANIZATIONAL UNIT	NUMBER OF POSITIONS			EXPENDITURES		
	Filled 1983-84	Authorized 1984-85	Proposed 1985-86	Actual 1983-84	Estimated 1984-85	Proposed 1985-86
				SALARY RANGE		
Supvr - Bldg Trades	1	1	1	2,051-2,591	28,320	28,320
Electrician Supvr	1	1	1	2,051-2,472	26,810	27,012
Painter Supvr	1	1	1	1,959-2,360	25,800	25,800
Carpenter Supvr	0.6	1	1	1,959-2,360	25,305	25,800
Electrician I	7.4	8	8	1,868-2,251	194,697	196,068
Plumber I	2	2	2	1,868-2,251	49,224	49,224
Carpenter I	1.3	3	3	1,786-2,150	66,618	68,613
Painter I	6	7	7	1,786-2,150	160,732	162,736
Electrician Apprentice	0.8	1	1	1,269-1,921	18,384	19,152
Bldg & Maint Worker	7.6	7	7	1,557-1,868	142,240	143,304
Carpenter Apprentice	0.7	1	1	1,269-1,835	15,228	15,852
Painter Apprentice	0.8	1	1	1,269-1,835	15,228	15,852
Janitor Supvr III	2.9	3	3	1,342-1,745	57,208	57,276
Window Cleaner Supvr	1	1	1	1,401-1,666	19,992	19,992
Janitor Supvr II	10.1	10	10	1,239-1,591	173,473	174,240
Window Cleaner	8.2	9	9	1,288-1,523	157,177	160,531
Secty	0.9	1	1	1,236-1,512	14,832	15,396
Laborer	1	1	1	1,342-1,462	17,544	17,544
Janitor Supvr I	3	4	4	1,114-1,407	60,036	60,492
Ofc Asst II-Typing	2.7	3	3	1,048-1,367	43,050	43,660
Service Asst Maint	-	1	1	1,239-1,342	15,162	15,780
Janitor	0.6	1	1	1,038-1,294	12,834	13,242
Central Heating And Cooling Plant:						
Ofc Bldg Mgr III	1	1	1	2,450-2,954	35,448	35,448
Chief Engr II	2	2	2	2,077-2,505	59,845	60,120
Chief Engr I	3	4	4	2,253-2,478	108,144	108,144
Stationary Engr	32.7	34	34	1,931-2,361	877,648	877,648
Electrician I	2	2	2	1,868-2,251	49,132	49,224
Painter I	1	1	1	1,786-2,150	23,508	23,508
Stationary Engr Apprentice	2.2	4	4	1,395-1,931	66,960	66,960
Electrician Apprentice	0.3	1	1	1,269-1,921	15,228	15,852
Bldg & Maint Worker	1	1	1	1,557-1,868	20,472	20,472
Ofc Techn-Typing	1	1	1	1,214-1,551	17,100	17,100
Laborer	1.7	2	2	1,342-1,462	34,539	35,088
Grounds Maintenance:						
Assoc Landscape Architect	1	1	1	2,360-2,845	31,848	33,372
Supvng Groundskeeper II	1	1	1	1,745-2,303	25,176	25,176
Plumber I	1	1	1	1,868-2,251	24,612	24,612
Machinist	1	1	1	1,786-2,150	23,508	23,508
Supvng Groundskeeper I	4	4	4	1,591-2,098	90,097	91,181
Tree Maint Leadworker	0.8	1	1	1,591-1,912	19,092	19,992
Lead Groundskeeper	4	6	6	1,401-1,827	115,572	117,384
Truck Driver	3	3	3	1,523-1,827	58,668	59,526
Tree Maint Worker	2.2	3	3	1,523-1,745	60,360	61,197
Groundskeeper	35.6	37	37	1,342-1,666	669,528	673,223
Ofc Asst II-Typing	1	1	1	1,048-1,367	14,568	14,568
Service Asst-Maint	2	2	2	1,239-1,342	31,884	32,208
San Francisco Buildings:						
Non-Custodial:						
Ofc Bldg Mgr IV	1	1	1	2,651-3,200	38,400	38,400
Ofc Bldg Mgr III	1	1	1	2,450-2,954	33,324	34,912
Ofc Bldg Mgr I	1	1	1	2,230-2,691	30,780	32,292
Supvr - Bldg Trades	1	1	1	2,051-2,591	28,320	28,320
Chief Engr II	1	1	1	2,077-2,505	28,830	29,785
Chief Engr I	1	1	1	2,253-2,478	27,636	27,636
Electrician Supvr	1	1	1	2,051-2,472	27,012	27,012
Stationary Engr	8.7	10	10	1,931-2,361	257,520	257,520
Carpenter II	1	1	1	1,868-2,251	24,612	24,612
Electrician I	2.8	3	3	1,868-2,251	70,904	72,732
Plumber I	1	1	1	1,868-2,251	24,612	24,612
Carpenter I	1	2	2	1,786-2,150	43,848	45,924
Painter I	2.4	3	3	1,786-2,150	68,239	69,705
Stationary Engr Apprentice	1.5	1	1	1,395-1,931	16,740	16,740
Electrician Apprentice	1	1	1	1,269-1,921	21,000	22,020
Bldg & Maint Worker	3.9	4	4	1,557-1,868	81,052	81,888
Janitor Supvr III	2	2	2	1,342-1,745	39,432	39,432
Groundskeeper	2.5	3	3	1,342-1,666	54,828	54,828
Window Gleaner Supvr	1	1	1	1,401-1,666	19,992	19,992
Janitor Supvr II	5.9	6	6	1,239-1,591	103,506	104,247
Acctg Techn	1	1	1	1,214-1,551	17,100	17,100
Ofc Services Supvr I-Gen	1	1	1	1,214-1,551	17,100	17,100
Window Cleaner	3	3	3	1,288-1,523	53,364	54,096
Laborer	0.5	2	2	1,342-1,462	33,270	34,722
Janitor Supvr I	4	4	4	1,114-1,407	63,152	63,152
Ofc Asst II-Typing	1	1	1	1,048-1,367	14,568	14,568
Steno	0.7	1	1	1,029-1,339	15,396	15,396
Los Angeles Buildings:						
Non-Custodial:						
Ofc Bldg Mgr IV	1	1	1	2,651-3,200	38,400	38,400
Ofc Bldg Mgr III	1	1	1	2,450-2,954	35,046	35,448
Ofc Bldg Mgr II	1	1	1	2,336-2,820	33,376	33,812
Supvr - Building Trades	2	2	2	2,051-2,591	56,640	56,640
Chief Engr II	2	2	2	2,077-2,505	59,845	60,120
Chief Engr I	1.9	3	3	2,253-2,478	81,708	81,708
Electrician Supvr	0.6	1	1	2,051-2,472	24,711	25,901
Stationary Engr	14.2	15	15	1,931-2,361	381,120	381,120

1760 DEPARTMENT OF GENERAL SERVICES—Continued

1
2
3
4
5
6
7
8
9
10
11
12
13
14
15
16
17
18
19
20
21
22
23
24
25
26
27
28
29
30
31
32
33
34
35
36
37
38
39
40
41
42
43
44
45
46
47
48
49
50
51
52
53
54
55
56
57
58
59
60
61
62
63
64
65
66
67
68
69
70
71
72
73
74
75
76
77
78
79
80
81
82
83
84
85
86
87
88
89
90
91
92
93
94
95
96
97
98

ORGANIZATIONAL UNIT	NUMBER OF POSITIONS			EXPENDITURES			
	Classification	Filled 1983-84	Authorized 1984-85	Proposed 1985-86	Actual 1983-84	Estimated 1984-85	Proposed 1985-86
SALARY RANGE							
Painter Supvr	0.9	1	1	1	1,959-2,360	24,909	25,800
Plumber I	1	1	1	1	1,868-2,251	24,612	24,612
Electrician I	5.2	6	6	6	1,868-2,251	144,738	146,752
Carpenter I	0.7	2	2	2	1,786-2,150	43,110	45,105
Painter I	5.3	6	6	6	1,786-2,150	137,306	139,319
Supvng Groundskeeper I	1	1	1	1	1,591-2,098	21,596	22,604
Stationary Engr Apprentice	1.3	2	2	2	1,395-1,931	33,480	33,480
Bldg & Maint Worker	9.7	10	10	10	1,557-1,868	203,960	204,720
Carpenter Apprentice	1	1	1	1	1,269-1,835	20,076	21,000
Painter Apprentice	0.8	1	1	1	1,269-1,835	15,228	15,852
Janitor Supvr III	1	1	1	1	1,342-1,745	19,092	19,092
Groundskeeper	4.7	5	5	5	1,342-1,666	91,380	91,380
Window Cleaner Supvr	1	1	1	1	1,401-1,666	19,992	19,992
Janitor Supvr II	3.9	4	4	4	1,239-1,591	68,002	68,743
Sr Acct Clk	1	1	1	1	1,214-1,551	17,100	17,100
Office Services Supvr I-Typing	1	1	1	1	1,214-1,551	15,940	16,636
Window Cleaner	4	4	4	4	1,288-1,523	72,006	73,104
Laborer	3.4	4	4	4	1,342-1,462	68,712	70,176
Janitor Supvr I	6	6	6	6	1,114-1,407	94,000	94,000
Ofc Asst II-Typing	1.3	2	2	2	1,048-1,367	27,732	27,732
Steno	1	1	1	1	1,029-1,339	15,396	15,396
Ofc Asst I-Typing	-	-	-	-	976-1,126	-	-
Santa Ana Buildings:							
Ofc Bldg Mgr II	0.9	1	1	1	2,336-2,820	33,840	33,840
Chief Engr I	1	1	1	1	2,253-2,478	27,636	27,636
Stationary Engr	2	2	2	2	1,931-2,361	51,504	51,504
Electrician I	1	1	1	1	1,868-2,251	24,612	24,612
Painter I	0.8	1	1	1	1,786-2,150	21,514	22,507
Bldg & Maint Worker	1.7	2	2	2	1,557-1,868	39,886	40,792
Lead Groundskeeper	1	1	1	1	1,401-1,827	19,992	19,992
Groundskeeper	2	2	2	2	1,342-1,666	36,552	36,552
Janitor Supvr II	0.7	1	1	1	1,239-1,591	14,952	15,528
Laborer	1	1	1	1	1,342-1,462	17,544	17,544
Janitor Supvr I	1	1	1	1	1,114-1,407	15,944	15,944
Steno	1	1	1	1	1,029-1,339	15,396	15,396
Long Beach Buildings:							
Ofc Bldg Mgr II	1	1	1	1	2,336-2,820	33,505	33,840
Chief Engr I	0.4	1	1	1	2,253-2,478	27,036	27,036
Stationary Engr	2	2	2	2	1,931-2,361	51,504	51,504
Electrician I	0.7	1	1	1	1,868-2,251	22,416	23,508
Painter I	1	1	1	1	1,786-2,150	23,053	23,508
Bldg & Maint Worker	1	1	1	1	1,557-1,868	20,472	20,472
Groundskeeper	1.8	2	2	2	1,342-1,666	36,552	36,552
Janitor Supvr II	1	1	1	1	1,239-1,591	17,434	17,544
Laborer	0.8	1	1	1	1,342-1,462	16,458	17,178
Janitor Supvr I	0.3	1	1	1	1,114-1,407	15,560	15,944
Steno	0.7	1	1	1	1,029-1,339	14,292	14,292
Oakland Buildings:							
Ofc Bldg Mgr II	1	1	1	1	2,336-2,820	33,840	33,840
Chief Engr I	1	1	1	1	2,253-2,478	27,636	27,636
Stationary Engr	2	2	2	2	1,931-2,361	51,504	51,504
Electrician I	1	1	1	1	1,868-2,251	24,612	24,612
Bldg & Maint Worker	1	1	1	1	1,557-1,868	20,472	20,472
Groundskeeper	0.5	0.5	0.5	0.5	1,342-1,666	9,138	9,138
Janitor Supvr II	1	1	1	1	1,239-1,591	17,544	17,544
Steno	1	1	1	1	1,029-1,339	15,396	15,396
Fresno Buildings:							
Ofc Bldg Mgr II	1	1	1	1	2,336-2,820	32,550	33,840
Chief Engr I	1	1	1	1	2,253-2,478	27,636	27,636
Stationary Engr	1.9	2	2	2	1,931-2,361	51,504	51,504
Electrician I	1	1	1	1	1,868-2,251	24,612	24,612
Painter I	1	1	1	1	1,786-2,150	23,235	23,508
Bldg & Maint Worker	1	1	1	1	1,557-1,868	20,472	20,472
Groundskeeper	1.5	1.5	1.5	1.5	1,342-1,666	27,170	27,414
Janitor Supvr II	1	1	1	1	1,239-1,591	17,544	17,544
Janitor Supvr I	1	1	1	1	1,114-1,407	15,528	15,528
Steno	1	1	1	1	1,029-1,339	15,396	15,396
San Diego Buildings:							
Ofc Bldg Mgr II	1	1	1	1	2,336-2,820	33,505	33,840
Chief Engr II	1	1	1	1	2,077-2,505	30,060	30,060
Stationary Engr	5	5	5	5	1,931-2,361	128,760	128,760
Electrician I	0.9	1	1	1	1,868-2,251	24,612	24,612
Painter I	0.9	1	1	1	1,786-2,150	22,334	23,417
Supvng Groundskeeper I	1	1	1	1	1,591-2,098	22,944	22,944
Bldg & Maint Worker	2	2	2	2	1,557-1,868	40,944	40,944
Groundskeeper	6.9	7	7	7	1,342-1,666	127,932	127,932
Janitor Supvr II	2	2	2	2	1,239-1,591	34,813	35,088
Window Cleaner	1	1	1	1	1,288-1,523	18,276	18,276
Laborer	1.5	2	2	2	1,342-1,462	35,088	35,088
Janitor Supvr I	1	1	1	1	1,114-1,407	15,528	15,528
Steno	1	1	1	1	1,029-1,339	15,396	15,396
Stockton Buildings:							
Ofc Bldg Mgr II	1	1	1	1	2,336-2,820	33,840	33,840
Chief Engr I	1	1	1	1	2,253-2,478	27,636	27,636
Stationary Engr	2	2	2	2	1,931-2,361	51,504	51,504
Painter I	1	1	1	1	1,786-2,150	23,508	23,508

1760 DEPARTMENT OF GENERAL SERVICES—Continued

ORGANIZATIONAL UNIT	NUMBER OF POSITIONS			EXPENDITURES		
	Classification	Filled 1983-84	Authorized 1984-85	Proposed 1985-86	Actual 1983-84	Estimated 1984-85
					SALARY RANGE	
Bldg & Maint Worker	0.6	1	1	1,557-1,868	20,472	20,472
Lead Groundskeeper	1	1	1	1,401-1,827	18,888	19,767
Groundskeeper	2.4	3	3	1,342-1,666	53,187	53,913
Janitor Supvr II	0.3	1	1	1,239-1,591	15,144	15,740
Janitor Supvr I	1.5	1	1	1,114-1,407	15,528	15,528
Steno	1	1	1	1,029-1,339	15,396	15,396
San Jose Buildings:						
Ofc Bldg Mgr II	1	1	1	2,336-2,820	33,840	33,840
Chief Engr I	0.3	1	1	2,253-2,478	27,036	27,036
Stationary Engr	1.8	2	2	1,931-2,361	51,504	51,504
Groundskeeper	1	1	1	1,342-1,666	18,276	18,276
Janitor Supvr II	0.8	1	1	1,239-1,591	14,868	15,456
Steno	1	1	1	1,029-1,339	14,832	14,832
San Bernardino Buildings:						
Ofc Bldg Mgr II	1	1	1	2,336-2,820	32,040	33,582
Chief Engr I	0.8	1	1	2,253-2,478	27,036	27,036
Stationary Engr	2	2	2	1,931-2,361	51,504	51,504
Electrician I	1	1	1	1,868-2,251	24,428	24,612
Painter I	1	1	1	1,786-2,150	23,508	23,508
Groundskeeper	1.3	2	2	1,342-1,666	34,970	35,698
Janitor Supvr II	2	2	2	1,239-1,591	35,088	35,088
Window Cleaner	1	1	1	1,288-1,523	18,276	18,276
Steno	1	1	1	1,029-1,339	15,396	15,396
Van Nuys:						
Ofc Bldg Mgr II	-	1	1	2,336-2,820	28,032	29,400
Chief Engr I	0.2	1	1	2,253-2,478	27,036	27,036
Stationary Engr	-	1	1	1,931-2,361	25,752	25,752
Electrician I	-	1	1	1,868-2,251	22,416	23,508
Bldg & Maint Worker	-	1	1	1,557-1,868	19,122	20,016
Groundskeeper	-	0.5	0.5	1,342-1,666	8,229	8,589
Janitor Supvr II	-	1	1	1,239-1,591	14,868	15,456
Ofc Asst II—Typing	-	1	1	1,048-1,367	11,922	12,354
Santa Rosa:						
Ofc Bldg Mgr I	1	1	1	2,230-2,691	32,292	32,292
Chief Engr I	0.6	1	1	2,253	27,036	27,036
Stationary Engr	0.9	1	1	1,931-2,361	25,752	25,752
Groundskeeper	0.4	1	1	1,342-1,666	17,222	17,906
Janitor Supvr I	1	1	1	1,114-1,407	15,528	15,528
Steno	1	1	1	1,029-1,339	15,396	15,396
Redding Buildings:						
Chief Engr I	1	1	1	2,253-2,478	27,636	27,636
Bldg & Maint Worker	0.9	1	1	1,557-1,868	20,472	20,472
Groundskeeper	1	1	1	1,342-1,666	18,276	18,276
Ofc Asst II—Typing	0.8	0.7	0.7	1,048-1,367	9,560	9,560
Janitors:						
Sacramento Region	361.1	421.7	421.7	(5,006,698)	5,913,771	6,002,478
Los Angeles Region	143	159.2	159.2	(1,983,039)	2,231,650	2,265,125
San Francisco Region	138.9	152.2	152.2	(1,926,435)	2,134,470	2,166,487
Temporary Help:						
Sacramento Region	3.6	4.8	4.8	(42,547)	95,809	95,809
Los Angeles Region	0.8	0.8	0.8	(9,601)	16,536	16,536
San Francisco Region	1.2	0.9	0.9	(13,526)	17,172	17,172
Overtime:						
Sacramento Region	-	-	-	(95,229)	89,126	89,126
Los Angeles Region	-	-	-	(29,959)	47,064	47,064
San Francisco Region	-	-	-	(31,586)	35,828	35,828
Totals	1,229.8	1,376.6	1,376.6	\$21,566,857	\$24,394,568	\$24,663,113
Office Of Energy Assessments:						
C.E.A. I	1	1	1	2,778-3,690	40,127	42,055
Energy Resources Specialist III	1.4	2	2	2,651-3,200	68,333	71,232
Energy Resources Specialist II	3.5	4	4	2,415-2,913	129,084	132,516
Energy Analyst	0.4	1	1	1,407-2,197	17,184	17,929
Secty	1	1	1	1,236-1,512	17,448	17,448
Word Processing Techn	0.4	1	1	1,048-1,309	15,708	15,708
Temporary Help	3	1	1	(45,768)	49,788	49,788
Overtime	-	-	-	(109)	-	-
Totals	10.7	11	11	\$274,451	\$337,672	\$346,676
Totals, Property Management Services	1,677.9	1,875.6	1,870.6	\$34,812,306	\$39,356,005	\$39,739,690
Statewide Support Services						
Office Of California State Police:						
Administration:						
Chief Of State Police	1	1	1	4,486	53,832	53,832
C.E.A. II	0.8	1	1	3,052-4,057	39,046	40,958
Inspector California State Police	0.9	1	1	2,475-2,986	35,832	35,832
Assoc Govtl Prog Analyst	1.9	2	2	2,197-2,651	63,624	63,624
Asst To Chief	1	1	1	2,314-2,542	30,504	30,504
Lieut	1.7	2	2	2,055-2,475	59,400	59,400
Police Off	2	-	-	1,757-2,372	-	-
Sgt	2	3	3	1,873-2,362	80,064	80,910
Staff Services Analyst-Gen	0.6	1	1	1,407-2,197	23,214	24,312
Ofc Tech-Typing	1.1	2	2	1,214-1,551	32,514	33,156
Ofc Asst II—Typing	3.5	2	2	1,048-1,367	30,148	30,240

1760 DEPARTMENT OF GENERAL SERVICES—Continued

ORGANIZATIONAL UNIT	NUMBER OF POSITIONS			EXPENDITURES			
	Classification	Filled 1983-84	Authorized 1984-85	Proposed 1985-86	Actual 1983-84	Estimated 1984-85	Proposed 1985-86
					SALARY RANGE		
	Ofc Asst II-Gen	1	1	1	1,048-1,309	14,568	14,568
	Word Processing Techn	0.1	1	1	1,048-1,309	14,568	14,568
	Key Data Opr	0.2	1	1	976-1,309	15,074	15,659
	Service Asst-Warehouse-stores	0.3	1	1	1,038-1,198	12,933	13,347
	Ofc Asst I-Typing	-	1	1	976-1,126	12,156	12,546
	Mech & Tech Occupational Trainee ..	0.7	-	-	950-1,018	-	-
	Sacto And North State Command:						
	Inspector California State Police	1	1	1	2,475-2,986	32,616	34,188
	Capt	1	1	1	2,254-2,718	32,616	32,616
	Lieut	2.9	7	7	2,055-2,475	194,430	200,172
	Police Off	74.4	89	89	1,757-2,372	2,066,293	2,113,078
	Sgt	12.1	16	16	1,873-2,362	421,056	427,059
	Police Off Cadet-Female	-	4	4	1,679-1,924	80,592	84,336
	Security Off	4.1	3	3	1,476-1,757	63,252	63,252
	Dispatcher-Clk	7.3	12	12	1,214-1,425	192,429	196,600
	Off Asst II-Typing	3	3	3	1,048-1,367	44,072	44,256
	Security Guard	22.2	29	29	1,075-1,246	417,397	423,622
	SF And Central Coast Command:						
	Inspector California State Police	1	1	1	2,475-2,986	32,128	33,664
	Lieut	2	2	2	2,055-2,475	58,496	59,400
	Police Off	41.4	38	38	1,757-2,372	864,199	892,402
	Sgt	13	13	13	1,873-2,362	331,518	337,608
	Police Off Cadet-Male	0.5	-	-	1,679-1,924	-	-
	Police Off Cadet-Female	1.2	7	7	1,679-1,924	141,092	147,754
	Dispatcher-Clk	4.5	5	5	1,214-1,425	78,939	81,552
	Ofc Asst II-Typing	3	3	3	1,048-1,367	43,176	43,176
	Security Guard	4	5	5	1,075-1,246	71,244	72,216
	Los Angeles And South State Command:						
	Inspector California State Police	0.9	1	1	2,475-2,986	35,832	35,832
	Lieut	2.1	3	3	2,055-2,475	86,614	89,100
	Police Off	55.7	49	49	1,757-2,372	1,118,871	1,156,268
	Sgt	11.7	18	18	1,873-2,362	470,903	481,183
	Police Off Cadet-Male	1.5	-	-	1,679-1,924	-	-
	Police Off Cadet-Female	0.7	14	14	1,679-1,924	282,072	295,176
	Security Off	2	15	15	1,476-1,757	316,027	316,026
	Dispatcher-Clk	3.3	5	5	1,214-1,425	77,200	79,844
	Ofc Asst II-Typing	1.7	3	3	1,048-1,367	40,308	40,776
	Security Guard	5.4	7	7	1,075-1,246	100,551	101,976
	Fresno And Inland Valley Command:						
	Inspector California State Police	1	1	1	2,475-2,986	31,518	33,009
	Lieut	1	1	1	2,055-2,475	28,683	29,700
	Police Off	13.9	15	15	1,757-2,372	370,659	374,124
	Sgt	6	6	6	1,873-2,362	159,528	160,684
	Security Off	4.4	4	4	1,476-1,757	84,336	84,336
	Dispatcher-Clk	-	1	1	1,214-1,425	14,844	15,414
	Ofc Asst II-Typing	1	1	1	1,048-1,367	14,216	14,568
	Security Guard	1.6	2	2	1,075-1,246	28,172	29,241
	Protective Services Command:						
	Inspector California State Police	0.9	1	1	2,475-2,986	35,832	35,832
	Lieut	1.4	1	1	2,055-2,475	29,700	29,700
	Police Off	15.4	20	20	1,757-2,372	520,483	526,692
	Sgt	1.3	2	2	1,873-2,362	56,364	56,688
	Police Off Cadet-Female	-	2	2	1,679-1,924	40,296	42,168
	Ofc Asst II-Typing	-	1	1	1,048-1,367	15,120	15,120
	Temporary Help	0.6	2	2	(90,476)	56,524	56,524
	Overtime	-	-	-	(1,934,914)	258,922	258,922
	Totals	350.9	435	435	\$9,633,552	\$9,953,797	\$10,169,310
	Office Of Telecommunications:						
	Administration:						
	Chief-Telecomm	1	1	1	4,077-4,274	51,288	51,288
	Supvng Telecomm Engr	1	1	1	3,128-3,780	45,360	45,360
	Asst Chief-Telecomm Planning-Contrl ..	1	1	1	2,845-3,440	48,168	48,168
	Staff Services Mgr I	1	1	1	2,415-2,913	34,956	34,956
	Telecomm Analyst II	1	1	1	2,197-2,651	31,812	31,812
	Telecomm Analyst I	1	1	1	1,407-2,197	23,664	24,792
	Ofc Techn-Typing	1	1	1	1,214-1,551	17,100	17,100
	Secty	1	1	1	1,236-1,512	17,448	17,448
	Radio Management:						
	Supvng Telecomm Engr	2	2	2	3,128-3,780	90,720	90,720
	Sr Telecomm Engr	8.8	9	9	2,717-3,279	347,388	348,924
	Special Asst To Chief	1	1	1	2,792-2,925	35,100	35,100
	Assoc Telecomm Engr	27.1	29	29	2,360-2,845	971,460	981,075
	Supvng Telecomm Techn	13	13	13	2,360-2,845	443,436	443,820
	Telecomm Analyst II	1.9	2	2	2,197-2,651	59,342	60,680
	Sr Telecomm Techn	74.4	78	78	2,251-2,591	2,390,342	2,394,381
	Elec Engrng Techn III	0.9	1	1	2,051-2,472	29,552	29,664
	Elec Engr	2.4	1	1	1,750-2,360	21,000	22,020
	Asst Telecomm Engr	6	8	8	1,959-2,360	204,112	211,092
	Telecomm Techn	60.1	65	65	2,150-2,360	1,807,494	1,828,265
	Elec Engrng Techn II	0.1	-	-	1,868-2,251	-	-
	Bus Service Off I	1	1	1	1,827-2,197	26,364	26,364
	Telecomm Analyst I	1.1	1	1	1,407-2,197	23,772	24,908
	Electronics Techn	1.1	1	1	1,630-2,150	23,508	23,508
	Property Clk II	0.4	1	1	1,591-2,098	21,350	22,349
	Telecomm Techn Trainee	8.8	10	10	1,706-1,868	216,944	224,160

1760 DEPARTMENT OF GENERAL SERVICES—Continued

ORGANIZATIONAL UNIT	NUMBER OF POSITIONS			EXPENDITURES		
	Classification	Filled 1983-84	Authorized 1984-85	Proposed 1985-86	Actual 1983-84	Estimated 1984-85
				SALARY RANGE		
Materials & Stores Supvr 1	1	1	1	1,401-1,827	19,992	19,992
Property Clk 1	0.6	-	-	1,401-1,827	-	-
Truck Driver	1	1	1	1,523-1,827	19,992	19,992
Elec Drafting Techn	1	1	1	1,491-1,786	21,432	21,432
Warehouse Worker	1	1	1	1,401-1,666	18,276	18,276
Drafting Aid II	2.8	3	3	1,371-1,630	51,500	53,664
Bus Mgt Trainee	1	1	1	1,407-1,596	19,152	19,152
Mgt Services Techn	1	1	1	1,177-1,565	17,671	18,445
Sr Word Processing Techn	1	1	1	1,260-1,486	17,832	17,832
Stock Clk	11	12	12	1,168-1,486	193,738	194,892
Off Asst II-Typing	8.7	8	8	1,048-1,367	113,814	114,804
Acct Clk II	1	1	1	1,087-1,367	15,120	15,120
Steno	1.5	1	1	1,029-1,339	15,396	15,396
Drafting Aid I	0.3	-	-	1,135-1,321	-	-
Word Processing Techn	5.8	6	6	1,048-1,309	92,246	93,369
Off Asst II-Gen	2.4	1	1	1,048-1,309	14,568	14,568
Telecomm Asst	5.5	3	3	1,055-1,222	40,464	41,040
Service Asst-Warehouse-stores	2.2	4	4	1,038-1,198	54,018	55,306
Off Asst I-Typing	-	1	1	976-1,126	14,568	14,568
Off Asst I-Gen	0.1	1	1	944-1,087	14,568	14,568
Telephone Services:						
Supvng Telecomm Engr	1	1	1	3,128-3,780	45,360	45,360
Data Communications Specialist	1	1	1	2,983-3,602	43,224	43,224
DP Mgr III	0.6	1	1	2,913-3,518	34,956	36,624
Sr Telecomm Engr	1.2	2	2	2,717-3,279	78,696	78,696
Assoc Telecomm Engr	4.4	6	4	2,360-2,845	193,200	127,608
Telecomm Analyst II	3.8	4	4	2,197-2,651	120,566	123,408
Telecomm Analyst I	3.5	5	3	1,407-2,197	116,814	76,044
Supvng Telephone Opr	1	1	1	1,358-1,611	19,332	19,332
Office Techn-Gen	1	1	1	1,214-1,551	17,100	17,100
Sr Telephone Opr	0.3	1	1	1,214-1,425	17,100	17,100
Ofc Asst II-Typing	2	2	2	1,048-1,367	29,136	29,136
Ofc Asst II-Gen	2.7	3	2	1,048-1,309	43,704	29,136
Telephone Opr	6.9	7	7	1,048-1,214	100,090	101,020
Emergency Telephone Services:						
Sr Telecomm Engr	1	1	1	2,717-3,279	39,348	39,348
Assoc Telecomm Engr	1	1	1	2,360-2,845	34,140	34,140
Telecomm Analyst II	-	4	4	2,197-2,651	105,456	110,544
Telecomm Analyst I	2.1	3	3	1,407-2,197	64,406	67,374
Bus Mgt Trainee	0.6	-	-	1,407-1,596	-	-
Acct Clk II	2.9	2	2	1,087-1,367	29,644	30,194
Off Asst II-Typing	1.1	1	1	1,048-1,367	14,568	14,568
Temporary Help	1.3	1.8	1.8	(50,074)	26,966	26,966
Overtime	-	-	-	(267,723)	261,635	261,635
Totals	306.4	327.8	322.8	\$8,380,107	\$9,171,468	\$9,128,927
Office of Management Technology and Planning:						
Program Review:						
C.E.A. II	0.8	1	1	3,052-4,057	48,308	48,684
Staff Services Mgr II-Supvy	1	-	1	2,651-3,200	-	38,400
Sr Adm Analyst	1	1	1	2,651-3,200	38,400	38,400
Inspector California State Police	0.2	-	-	2,475-2,986	-	-
Assoc Adm Analyst	2	3	3	2,197-2,651	84,218	88,286
Assoc Mgt Analyst	3.8	4	4	2,197-2,651	125,100	126,516
Staff Services Analyst-Gen	0.5	1	1	1,407-2,197	26,364	26,364
Asst Adm Analyst	0.7	1	1	1,827-2,197	24,024	25,176
Ofc Techn-Typing	1	1	1	1,214-1,551	17,100	17,100
Ofc Asst II-Typing	1.4	1	1	1,048-1,367	13,059	13,479
Ofc Asst I-Typing	-	2	2	976-1,126	24,312	25,092
Performance Appraisal Review:						
Sr Mgt Auditor	1	1	1	2,651-3,200	38,400	38,400
Inspector California State Police	0.3	-	-	2,475-2,986	-	-
Staff Mgt Auditor	2	2	2	2,415-2,913	69,912	69,912
Assoc Mgt Auditor	5.3	6	6	2,197-2,651	190,750	190,872
Consulting Services:						
Operations Research Specialist III	2	2	2	2,717-3,279	78,696	78,696
Staff Services Mgr II-Supvy	0.8	1	1	2,651-3,200	31,812	33,336
Staff Services Mgr I	1	1	1	2,415-2,913	34,956	34,956
Operations Research Specialist II	2	2	2	2,360-2,845	68,280	68,280
Assoc Mgt Analyst	2.3	3	3	2,197-2,651	83,778	87,818
Staff Services Analyst-Gen	0.3	-	-	1,407-2,197	-	-
Data Processing Services:						
Administration:						
DP Mgr III	-	1	1	2,913-3,518	42,216	42,216
Assoc Govtl Prog Analyst	-	1	1	2,197-2,651	31,812	31,812
Staff Services Analyst-Gen	-	1	1	1,407-2,197	26,364	26,364
Jr Staff Analyst-Gen	-	0.6	0.6	1,407-1,827	13,703	13,703
Ofc Asst II-Typing	-	1	1	1,048-1,367	14,216	14,568
Acct Clk II	-	1	1	1,087-1,367	15,120	15,120
Programmer Analyst:						
DP Mgr II	-	2	2	2,651-3,200	70,212	71,736
Staff Programmer Analyst	-	3	3	2,415-2,913	92,916	95,652
Staff DP Analyst	-	1	1	2,415-2,913	34,956	34,956
DP Mgr I	-	6	6	2,415-2,913	203,220	205,128

1760 DEPARTMENT OF GENERAL SERVICES—Continued

ORGANIZATIONAL UNIT Classification	NUMBER OF POSITIONS			EXPENDITURES		
	Filled 1983-84	Authorized 1984-85	Proposed 1985-86	Actual 1983-84	Estimated 1984-85	Proposed 1985-86
				SALARY RANGE		
Assoc Bus Equipt Analyst	-	1	1	2,197-2,651	31,812	31,812
Assoc Systems Software Specialist	-	1	1	2,197-2,651	26,364	27,636
Assoc Programmer Analyst	-	24	24	2,197-2,651	723,864	740,070
Programmer II	-	23	23	1,827-2,197	517,616	538,962
Programmer I	-	5	5	1,407-1,827	95,657	99,106
Ofc Techn-Typing	-	1	1	1,214-1,551	16,810	17,100
Ofc Asst II-Typing	-	1	1	1,048-1,367	14,568	14,568
Word Processing Techn	-	1	1	1,048-1,309	15,708	15,708
Data Entry:						
DP Mgr I	-	1	1	2,415-2,913	28,980	30,348
Key Data Supvr III	-	1	1	1,544-1,854	22,248	22,248
Key Data Supvr II	-	2	2	1,358-1,611	38,124	38,664
Key Data Supvr I	-	4	4	1,260-1,486	71,328	71,328
Key Data Opr	-	22	22	976-1,309	342,019	344,348
Data Guidance:						
DP Techn Supvr II	-	1	1	2,098-2,529	29,892	30,348
Sr DP Techn	-	1	1	1,462-1,745	20,940	20,940
DP Techn	-	4	4	1,198-1,523	70,931	71,712
Remote Job Entry:						
DP Techn	-	2	2	1,198-1,523	36,552	36,552
State EDP Educ:						
DP Mgr I	-	1	1	2,415-2,913	33,336	34,956
Assoc DP Analyst	-	2	2	2,197-2,651	62,282	63,624
Programmer II	-	1	1	1,827-2,197	21,924	22,944
Mgt Services Techn	-	1	1	1,177-1,565	17,544	18,319
Ofc Asst II-Typing	-	1	1	1,048-1,367	14,568	14,568
Temporary Help	0.6	9.5	9.5	(11,033)	294,159	294,159
Overtime	-	-	-	(34)	14,479	14,479
Totals	30	161.1	162.1	8913,776	\$4,103,909	\$4,215,521
Office of Procurement:						
Procurement Administration:						
C.E.A. III	1	1	1	3,357-4,464	53,568	53,568
Assoc Govtl Prog Analyst	1	1	1	2,197-2,651	31,324	31,812
Secty	1	1	1	1,236-1,512	17,448	17,448
Office Asst II-Typing	1	1	1	1,048-1,367	14,568	14,568
Purchasing:						
Slamm:						
Staff Services Mgr II-Supvy	1	1	1	2,651-3,200	38,400	38,400
Staff Services Mgr I	0.9	1	1	2,415-2,913	34,821	34,956
Assoc Materials Analyst	3.8	4	4	2,197-2,651	119,482	123,072
Staff Services Analyst-Gen	2.1	2	2	1,407-2,197	52,728	52,728
Mgt Services Techn	1	1	1	1,177-1,565	18,780	18,780
Ofc Asst II-Typing	1.4	2	2	1,048-1,367	28,168	29,136
Ofc Asst II-Gen	1	1	1	1,048-1,309	14,568	14,568
Seasonal Clk	0.4	-	-	846-967	-	-
Area I-Sacramento:						
Purchasing Mgr	1	1	1	3,052-3,690	44,280	44,280
Prin Buyer	2	2	2	2,303-2,778	66,672	66,672
Assoc Materials Analyst	1.5	2	2	2,197-2,651	62,892	63,624
Buyer II	4.5	4	4	2,002-2,415	102,134	106,991
Ofc Services Mgr I	0.7	1	1	1,827-2,197	26,364	26,364
Buyer I	2.5	3	3	1,591-1,912	65,205	66,117
Ofc Services Supvr III-Gen	1	1	1	1,544-1,854	22,014	22,248
Ofc Services Supvr I-Typing	1	1	1	1,214-1,551	15,463	16,114
Ofc Techn-Typing	2	2	2	1,214-1,551	34,200	34,200
Ofc Services Supvr I-Gen	1	1	1	1,214-1,551	17,100	17,100
Sr Word Processing Techn	1	1	1	1,260-1,486	17,832	17,832
Acct Clk II	0.4	0.5	0.5	1,087-1,367	7,174	7,445
Ofc Asst II-Typing	14	14	14	1,048-1,367	197,283	199,875
Steno.....	0.8	-	-	1,029-1,339	-	-
Word Processing Techn	4.1	4.6	4.6	1,048-1,309	68,198	69,554
Ofc Asst II-Gen	1	1	1	1,048-1,309	14,568	14,568
Service Asst-Warehouse-Stores	1	1	1	1,038-1,198	13,832	14,298
Ofc Asst I-Typing	-	0.5	0.5	976-1,126	6,078	6,273
Seasonal Clk	0.2	1	1	846-967	10,308	10,644
Energy Project:						
Assoc Quality Control Engr	2	4	4	2,360-2,845	122,348	126,550
Asst Purchasing Spec Analyst	2.2	2	2	2,002-2,415	56,840	57,960
EDP Acquisition Program:						
Mgr-EDP Acquisition	1	1	1	2,913-3,518	42,216	42,216
Staff Services Mgr II-Supvy ¹¹	0.9	1	-	2,651-3,200	38,400	-
Sr EDP Acquisition Specialist ¹²	4.3	7	5	2,651-3,200	259,252	186,936
Staff EDP Acquisition Specialist	7.8	12	9	2,415-2,913	403,619	307,034
Ofc Asst II-Typing	1.4	-	-	1,048-1,367	-	-
Word Processing Techn ¹⁴	2.9	5	3	1,048-1,309	72,013	46,193
Contract Management:						
Staff Services Mgr I	-	1	1	2,415-2,913	34,956	34,956
Prin Buyer	1	-	-	2,303-2,778	-	-
Assoc Materials Analyst	1.8	2	2	2,197-2,651	63,258	63,624
Buyer II	4.6	4.4	4.4	2,002-2,415	123,390	125,429
Buyer I	0.3	1	1	1,591-1,912	19,317	20,229
Ofc Services Supvr I-Typing	2	2	2	1,214-1,551	34,200	34,200
Ofc Asst II-Typing	6.6	8	8	1,048-1,367	111,161	113,149
Ofc Asst II-Gen	0.7	-	-	1,048-1,309	-	-

1760 DEPARTMENT OF GENERAL SERVICES—Continued

ORGANIZATIONAL UNIT	NUMBER OF POSITIONS			EXPENDITURES		
	Classification	Filled 1983-84	Authorized 1984-85	Proposed 1985-86	Actual 1983-84	Estimated 1984-85
Local Agency Purchasing:				SALARY RANGE		
Prin Buyer	1	1	1	2,303-2,778	33,336	33,336
Buyer II	1	1	1	2,002-2,415	26,166	27,424
Buyer I	0.2	1	1	1,591-1,912	19,242	20,150
Steno.....	0.3	1	1	1,029-1,339	15,396	15,396
Quality Control:						
Sr Quality Control Engr	2.5	3	3	2,717-3,279	112,656	116,199
Assoc Quality Control Engr	5	7	7	2,360-2,845	217,304	226,135
Purchasing Specifications Analyst	1.3	1	1	2,303-2,778	33,336	33,336
Asst Purchasing Spec Analyst	2	1	1	2,002-2,415	27,212	28,532
Asst Quality Control Engr	1.5	1	1	1,959-2,360	28,320	28,320
Ofc Techn-Typing	0.6	-	-	1,214-1,551	-	-
Ofc Asst II-Typing	1	1	1	1,048-1,367	15,120	15,120
Word Processing Techn	0.3	1	1	1,048-1,309	15,120	15,708
Traffic Management:						
Traffic Mgr	0.9	1	1	2,529-3,052	36,624	36,624
Staff EDP Acquisition Specialist	0.1	-	-	2,415-2,913	-	-
Traffic Analyst	2	2	2	2,197-2,651	63,624	63,624
Staff Services Analyst-Gen	2.3	2	2	1,407-2,197	41,292	43,176
Transportation Rate Clk	1.5	2	2	1,591-1,912	45,888	45,888
Mgt Services Techn	1	1	1	1,177-1,565	17,832	18,612
Ofc Services Supvr I-Typing	0.7	-	-	1,214-1,551	-	-
Ofc Asst II-Typing	1.8	2	2	1,048-1,367	29,136	29,136
Acquisition Analysis:						
Staff Services Mgr II-Supvry	1	1	1	2,651-3,200	38,400	38,400
Assoc Govtl Prog Analyst	0.6	1	1	2,197-2,651	27,106	28,420
Assoc Materials Analyst	2	2	2	2,197-2,651	61,704	63,136
Staff Services Analyst-Gen	1.4	1	1	1,407-2,197	23,934	25,080
Area II-Los Angeles:						
Prin Buyer	0.8	1	1	2,303-2,778	27,972	29,322
Buyer II	1.7	1	1	2,002-2,415	28,980	28,980
Buyer I	0.1	1	1	1,591-1,912	19,167	20,071
Ofc Techn-Typing	1	1	1	1,214-1,551	17,100	17,100
Ofc Asst II-Typing	2.9	3	3	1,048-1,367	43,176	43,176
Material Services:						
Headquarters Office:						
Supply Operations Mgr	1	1	1	2,651-3,200	38,400	38,400
Assoc Materials Analyst	1	1	1	2,197-2,651	31,324	31,812
Warehouse Operations Mgr	1	1	1	2,098-2,529	30,348	30,348
Staff Services Analyst-Gen	2	2	2	1,407-2,197	46,708	48,924
Ofc Services Supvr I-Typing	1	1	1	1,214-1,551	17,100	17,100
Ofc Asst II-Typing	2.6	3	3	1,048-1,367	41,832	42,580
Ofc Asst II-Gen	0.2	-	-	1,048-1,309	-	-
Supply Center, O. B. 8 & 9:						
Materials & Stores Supvr I	1	1	1	1,401-1,827	19,992	19,992
Warehouse Worker	1	1	1	1,401-1,666	18,276	18,276
Watt Ave Warehouse:						
Warehouse Mgr II	1	1	1	1,912-2,529	27,636	27,636
Materials & Stores Supvr II	2	2	2	1,591-2,098	46,512	46,512
Truck Driver	1.9	2	2	1,523-1,827	38,676	39,534
Materials & Stores Supvr I	5	5	5	1,401-1,827	99,292	100,792
Warehouse Worker	9.6	10	10	1,401-1,666	184,216	184,216
Ofc Asst II-Typing	3	3	3	1,048-1,367	43,660	43,704
Service Asst-Warehouse-Stores	3.7	5	5	1,038-1,198	67,676	69,820
Mech & Tech Occupational Trainee ..	0.9	3	3	950-1,018	37,242	38,328
Lawndale:						
Warehouse Mgr II	1	1	1	1,912-2,529	27,636	27,636
Materials & Stores Supvr II	2	2	2	1,591-2,098	42,551	43,568
Materials & Stores Supvr I	1.9	2	2	1,401-1,827	39,984	39,984
Warehouse Worker	5.7	5	5	1,401-1,666	91,380	91,380
Ofc Asst II-Typing	1	1	1	1,048-1,367	13,584	13,584
Mech & Tech Occupational Trainee ..	0.4	1	1	950-1,018	11,874	12,240
Transit Storage:						
Warehouse Mgr I	1	1	1	1,745-2,303	25,176	25,176
Materials & Stores Supvr I	0.9	1	1	1,401-1,827	19,992	19,992
Truck Driver	2	2	2	1,523-1,827	39,984	39,984
Warehouse Worker	2.5	1	1	1,401-1,666	18,276	18,276
Service Asst-Warehouse-Stores	-	1	1	1,038-1,198	12,834	13,242
Property Reutilization:						
Surplus Property Coordinator	1	1	1	2,098-2,529	30,348	30,348
Materials & Stores Supvr I	1	1	1	1,401-1,827	19,992	19,992
Publications Section:						
Materials & Stores Supvr II	1	1	1	1,591-2,098	22,944	22,944
Warehouse Worker	2.8	3	3	1,401-1,666	54,828	54,828
Ofc Services Supvr I-Typing	1	1	1	1,214-1,551	17,100	17,100
Ofc Asst II-Typing	9.3	10	10	1,048-1,367	142,942	143,803
Word Processing Techn	0.2	1	1	1,048-1,309	14,348	14,568
Seasonal Clk	0.4	-	-	846-967	-	-
Surplus Property:						
Administration:						
Chief Surplus Property Off	-	1	1	2,913-3,518	42,216	42,216
Staff Services Analyst	-	1	1	1,407-2,197	26,364	26,364
Secty	-	1	1	1,236-1,454	17,448	17,448

1760 DEPARTMENT OF GENERAL SERVICES—Continued

ORGANIZATIONAL UNIT Classification	NUMBER OF POSITIONS			EXPENDITURES		
	Filled 1983-84	Authorized 1984-85	Proposed 1985-86	Actual 1983-84	Estimated 1984-85	Proposed 1985-86
Sacramento Office:				SALARY RANGE		
Surplus Property Off	-	3	3	2,002-2,415	86,940	86,940
Warehouse Mgr II	-	1	1	1,912-2,303	27,636	27,636
Heavy Equipt Mechanic	-	1	1	1,827-2,002	21,924	22,944
Property Clk II	-	1	1	1,591-1,912	21,432	22,434
Auto Equipt Opr II	-	1	1	1,666-1,827	21,678	21,924
Heavy Truck Driver	-	3	3	1,591-1,745	62,820	62,820
Truck Driver	-	1	1	1,523-1,666	19,992	19,992
Material & Stores Supvr I	-	1	1	1,401-1,666	19,992	19,992
Off Svcs Supvr II-Gen	-	1	1	1,358-1,611	19,332	19,332
Warehouse Worker	-	4	4	1,401-1,523	73,104	73,104
Off Asst II-Typing	-	5	5	1,048-1,214	70,346	71,646
Janitor	-	1	1	1,038-1,198	14,376	14,376
Fullerton Office:						
Dep Chief Surplus Property Off	-	1	1	2,415-2,913	32,193	33,741
Surplus Property Off	-	3	3	2,002-2,415	78,084	80,421
Warehouse Mgr I	-	1	1	1,748-2,098	25,176	25,176
Heavy Equipt Mechanic	-	1	1	1,827-2,002	21,924	22,944
Property Clk II	-	1	1	1,591-1,912	22,859	22,944
Auto Equipt Opr II	-	1	1	1,666-1,827	21,924	21,924
Heavy Truck Driver	-	3	3	1,591-1,745	62,820	62,820
Materials & Stores Supvr I	-	1	1	1,401-1,666	19,992	19,992
Warehouse Worker	-	5	5	1,401-1,523	91,380	91,380
Ofc Techn-Typing	-	2	2	1,214-1,425	34,200	34,200
Ofc Asst II-Typing	-	5	5	1,048-1,214	71,902	72,620
San Francisco Office:						
Ofc Asst II-Typing	-	1	1	1,048-1,214	12,849	13,269
Temporary Help	0.9	4.8	4.8	(21,086)	54,710	54,710
Overtime	-	-	-	(121,545)	61,637	61,637
Totals	207.2	282.8	274.8	\$4,582,071	\$6,253,498	\$6,095,677
Office Of Support Services:						
Administration:						
C.E.A. I	0.9	1	1	2,778-3,690	42,055	44,108
Staff Services Mgr II-Supvy	0.7	-	-	2,651-3,200	-	-
Assoc Bus Mgt Analyst	1	1	1	2,197-2,651	30,006	31,446
Bus Service Off III	0.5	-	-	2,197-2,651	-	-
Bus Service Off II	0.9	1	1	2,002-2,415	28,868	28,980
Bus Service Off I	0.1	-	-	1,827-2,197	-	-
Ofc Services Mgr I	0.8	-	-	1,827-2,197	-	-
Materials & Stores Supvr I	0.3	1	1	1,401-1,827	19,392	19,992
Warehouse Worker	2.6	2	2	1,401-1,666	36,552	36,552
Mgt Services Techn	0.3	1	1	1,177-1,565	16,072	16,756
Ofc Techn-Typing	0.2	-	-	1,214-1,551	-	-
Sr Acct Clk	1	1	1	1,214-1,551	17,100	17,100
Laborer	1	1	1	1,342-1,462	17,544	17,544
Acct Clk II	2.9	3	3	1,087-1,367	45,000	45,304
Ofc Asst II-Typing	1.9	3	3	1,048-1,367	40,615	41,631
Service Asst-Warehouse-Stores	1.1	2	2	1,038-1,198	26,759	27,588
Bus Equipment Management:						
Staff Services Mgr II-Supvy	0.3	1	1	2,651-3,200	38,400	38,400
Assoc Bus Equipt Analyst	1	-	-	2,197-2,651	-	-
Assoc Govtl Prog Analyst	1	1	1	2,197-2,651	31,812	31,812
Mailing Mach Supvr	0.3	1	1	1,265-1,491	17,892	17,892
Mach Opr III-Gen	1	1	1	1,222-1,437	17,244	17,244
Interagency Mail:						
Ofc Services Supvr I-Gen	1	1	1	1,214-1,551	17,100	17,100
Ofc Asst II-Gen	8	9	9	1,048-1,309	129,673	130,093
Mass Mailing and Addressing:						
Sr Mach Opr	0.1	-	-	1,317-1,557	-	-
Ofc Services Supvr I-Gen	1	1	1	1,214-1,551	17,100	17,100
Mailing Mach Supvr	1	1	1	1,265-1,491	17,892	17,892
Mailing Mach Opr	5.3	5	5	1,135-1,321	76,325	77,500
Mach Opr I-Gen	1.8	1	1	1,135-1,321	15,852	15,852
Ofc Asst II-Gen	0.1	-	-	1,048-1,309	-	-
Mailing Mach Trainee	4.5	8	8	1,018-1,177	106,630	109,464
O.B. 1-Mail And Messenger:						
Ofc Services Mgr I	0.2	1	1	1,827-2,197	26,364	26,364
Ofc Techn-Gen	1.2	2	2	1,214-1,551	33,710	34,200
Ofc Asst II-Gen	3.3	4	4	1,048-1,309	57,580	58,184
Ofc Asst I-Gen	1	1	1	944-1,087	13,164	13,164
O.B. 8 And 9 Mail and Messenger:						
Ofc Services Supvr II-Gen	0.9	1	1	1,358-1,768	19,332	19,332
Warehouse Worker	1.8	2	2	1,401-1,666	36,552	36,552
Mailing Mach Supvr	1	1	1	1,265-1,491	17,892	17,892
Mailing Mach Opr	2.8	4	4	1,135-1,321	61,893	62,460
Ofc Asst II-Gen	4.6	5	5	1,048-1,309	72,236	72,752
Mailing Mach Trainee	0.5	-	-	1,018-1,177	-	-
Bateson-Mail And Messenger:						
Warehouse Worker	1	1	1	1,401-1,666	18,276	18,276
Mailing Mach Supvr	0.7	1	1	1,265-1,491	15,180	15,804
Mailing Mach Opr	1.3	-	-	1,135-1,321	-	-
Ofc Asst II-Gen	0.6	2	2	1,048-1,309	27,802	28,228
Mailing Mach Trainee	0.8	-	-	1,018-1,177	-	-
Ofc Asst I-Gen	-	1	1	944-1,087	11,790	12,156

1760 DEPARTMENT OF GENERAL SERVICES—Continued

ORGANIZATIONAL UNIT	NUMBER OF POSITIONS			EXPENDITURES			
	Classification	Filled 1983-84	Authorized 1984-85	Proposed 1985-86	Actual 1983-84	Estimated 1984-85	Proposed 1985-86
Office Machine Repair:							
Sacramento:							
Prog Administrator	0.1	1	1	2,251-2,717	30,470	31,878	
Bus Service Off II	0.9	-	-	2,002-2,415	-	-	
Area Supvr II	0.4	1	1	1,959-2,360	27,448	28,320	
Ofc Mach Service Mgr.....	0.6	-	-	1,786-2,150	-	-	
Asst Area Supvr	0.7	2	2	1,786-1,959	47,016	47,016	
Ofc Mach Service Techn	0.4	1	1	1,786-1,959	23,508	23,508	
Ofc Mach Techn III	1.9	-	-	1,786-1,959	-	-	
Ofc Mach Service Techn	5.8	16	16	1,557-1,786	341,712	341,952	
Ofc Mach Techn II	9.6	-	-	1,630-1,786	-	-	
Ofc Mach Techn I	0.6	-	-	1,557-1,706	-	-	
Ofc Mach Service Techn Trainee	1	1	1	1,269-1,376	16,127	16,512	
Ofc Asst II-Typing	2	2	2	1,048-1,367	29,136	29,136	
Mech & Tech Occupational Trainee ..	-	-	-	950-1,018	-	-	
Fresno:							
Area Supvr I	0.4	1	1	1,786-2,150	25,800	25,800	
Ofc Mach Service Mgr.....	0.6	-	-	1,786-2,150	-	-	
Ofc Mach Service Techn	0.4	1	1	1,786-1,959	23,508	23,508	
Ofc Mach Techn III	0.6	-	-	1,786-1,959	-	-	
Ofc Mach Service Techn	1.8	5	5	1,557-1,786	107,160	107,160	
Ofc Mach Techn II	3.1	-	-	1,630-1,786	-	-	
Ofc Asst II-Typing	1	1	1	1,048-1,367	14,568	14,568	
San Francisco:							
Area Supvr I	0.4	1	1	1,786-2,150	25,800	25,800	
Ofc Mach Service Mgr.....	0.6	-	-	1,786-2,150	-	-	
Asst Area Supvr	0.4	1	1	1,786-1,959	23,508	23,508	
Ofc Mach Tech III	0.6	-	-	1,786-1,959	-	-	
Ofc Mach Service Techn	2.8	8	8	1,557-1,786	166,236	167,856	
Ofc Mach Techn II	2.8	-	-	1,630-1,786	-	-	
Ofc Mach Techn I	1.9	-	-	1,557-1,706	-	-	
Ofc Asst II-Typing	1	1	1	1,048-1,376	29,136	19,136	
Los Angeles:							
Area Supvr II	0.4	1	1	1,959-2,360	27,448	28,320	
Ofc Mach Service Mgr.....	0.6	-	-	1,786-2,150	-	-	
Asst Area Supvr	0.7	2	2	1,786-1,959	47,016	47,016	
Ofc Mach Techn III	0.7	-	-	1,786-1,959	-	-	
Ofc Mach Service Techn	6.2	19	19	1,557-1,786	398,588	400,536	
Ofc Mach Techn II	7	-	-	1,630-1,786	-	-	
Ofc Mach Techn I	4	-	-	1,557-1,706	-	-	
Ofc Asst II-Typing	2	2	2	1,048-1,367	-	-	
Business Equipment Repair Service:							
Bus Equipt Service Supvr	0.4	1	1	1,786-2,150	25,800	25,800	
Ofc Mach Service Mgr.....	0.6	-	-	1,786-2,150	-	-	
Bus Equipt Service Techn	1.8	6	6	1,557-1,786	126,282	127,176	
Bus Equipt Techn II	0.6	-	-	1,630-1,786	-	-	
Bus Equipt Techn I	2.5	-	-	1,557-1,706	-	-	
Warehouse Worker	0.8	1	1	1,401-1,666	18,276	18,276	
Mach Opr III-Gen	1	-	-	1,222-1,437	-	-	
Ofc Asst II-Typing	0.9	1	1	1,048-1,367	13,549	14,002	
Ofc Asst I-Typing	0.1	-	-	976-1,126	-	-	
Reprographics:							
Bus Service Off III	0.5	1	1	2,197-2,651	31,812	31,812	
Mach Supvr II-Gen	1	1	1	1,706-2,051	24,612	24,612	
Mach Supvr I-Gen	5.7	6	6	1,491-1,786	125,052	125,844	
Mach Operations Coordinator	0.2	1	1	1,395-1,659	19,668	19,908	
Mgt Services Techn	0.8	-	-	1,177-1,565	-	-	
Composing Techn II	1	1	1	1,309-1,551	18,612	18,612	
Mach Opr III-Process Camera	2	2	2	1,278-1,512	36,288	36,288	
Mach Opr III-Gen	20.8	22	22	1,222-1,437	373,831	375,752	
Composing Techn I	1.5	2	2	1,214-1,425	33,906	34,200	
Mach Opr II -Gen	10.7	12	12	1,177-1,376	193,282	194,448	
Mach Opr I-Gen	5.1	3	3	1,135-1,321	47,348	47,556	
Mach Opr I-Finishing	2	3	3	1,135-1,321	45,928	46,462	
Ofc Asst II-Gen	1	1	1	1,048-1,309	13,888	14,392	
Mach Opr Trainee-Gen	3.3	9	9	1,018-1,177	118,200	121,152	
Service Asst-Duplicating	0.5	-	-	950-1,095	-	-	
Temporary Help	0.3	1	1	(6,389)	38,965	38,965	
Overtime	-	-	-	(83,883)	183,226	183,226	
Totals	193.4	214	214	\$3,593,029	\$4,124,932	\$4,157,295	
Office Of Fleet Administration:							
Administration:							
C.E.A. II	1	1	1	3,052-4,057	48,684	48,684	
Assoc Govtl Prog Analyst	1	1	1	2,197-2,651	31,812	31,812	
Ofc Tech-Gen	0.3	-	-	1,214-1,551	-	-	
Ofc Tech-Typing	0.7	1	1	1,214-1,551	17,100	17,100	
Ofc Asst II-Typing	0.9	1	1	1,048-1,367	12,954	13,374	
Inspection Services:							
Sacramento:							
Prog Mgr-Supvy	1	1	1	2,529-3,052	36,624	36,624	
Sr Insp-Auto Equipt	1	1	1	2,098-2,529	30,348	30,348	
Insp-Auto Equipt	7.2	7	7	1,912-2,303	193,028	193,452	
Jr Inspector Auto Equipt	0.3	1	1	1,666-2,002	21,678	22,689	

1760 DEPARTMENT OF GENERAL SERVICES—Continued

ORGANIZATIONAL UNIT Classification	NUMBER OF POSITIONS			EXPENDITURES		
	Filled 1983-84	Authorized 1984-85	Proposed 1985-86	Actual 1983-84	Estimated 1984-85	Proposed 1985-86
Los Angeles:				SALARY RANGE		
Sr Insp-Auto Equipt	1	1	1	2,098-2,529	30,348	30,348
Insp-Auto Equipt	3.4	4	4	1,912-2,303	109,074	110,332
San Bernardino:						
Insp-Auto Equipt	1	1	1	1,912-2,303	27,636	27,636
San Diego:						
Insp-Auto Equipt	0.7	1	1	1,912-2,303	27,636	27,636
San Francisco:						
Sr Insp-Auto Equipt	1	1	1	2,098-2,529	27,106	28,420
Insp-Auto Equipt	3.1	4	4	1,912-2,303	106,614	109,060
Jr Inspector Auto Equipt	0.6	1	1	1,666-2,002	19,992	20,940
Employee Parking:						
Administration:						
Assoc Govtl Prog Analyst	0.8	1	1	2,197-2,651	28,756	30,120
Staff Services Analyst-Gen	0.2	-	-	1,407-2,197	-	-
Ofc Techn-Typing	1	1	1	1,214-1,551	17,100	17,100
Ofc Asst II-Typing	1	1	1	1,048-1,367	14,568	14,568
Administration-Sacramento:						
Ofc Asst II-Gen	1.9	2	2	1,048-1,309	29,136	29,136
Administration-Los Angeles:						
Ofc Techn-Typing	1	1	1	1,214-1,551	16,636	17,100
Ofc Asst II-Gen	1.2	1.5	1.5	1,048-1,309	21,134	21,632
Ofc Asst I-Gen	0.4	-	-	944-1,087	-	-
Capitol Garage:						
Auto Pool Attendant III	1	1	1	1,317-1,557	18,684	18,684
Auto Pool Attendant I	5.5	5	5	1,265-1,371	81,882	82,260
Service Asst-Auto	0.3	1	1	1,038-1,198	13,304	13,736
Field Operation-Administration:						
Prog Mgr-Suprv	1	1	1	2,529-3,052	36,624	36,624
Sr Insp-Auto Equipt	1	1	1	2,098-2,529	30,348	30,348
Ofc Techn-Typing	1	1	1	1,214-1,551	17,100	17,100
Ofc Asst II-Typing	2.5	2.5	2.5	1,048-1,367	36,972	36,972
Ofc Asst II-Gen	1	1	1	1,048-1,309	14,568	14,568
Sacramento Garage:						
Auto Pool Mgr II	1	1	1	2,197-2,651	31,812	31,812
Auto Pool Mgr I	3	3	3	1,666-2,197	70,907	71,982
Auto Equipt Opr I	1	1	1	1,523-1,827	19,992	19,992
Ofc Services Supvr II-Gen	1	1	1	1,358-1,768	19,032	19,332
Auto Pool Attendant III	2	2	2	1,317-1,557	37,368	37,368
Ofc Techn-Gen	2	2	2	1,214-1,551	34,200	34,200
Auto Pool Attendant II	1	1	1	1,371-1,491	17,892	17,892
Auto Pool Attendant I	7.4	7	7	1,265-1,371	114,786	115,164
Ofc Asst II-Typing	1	1	1	1,048-1,367	14,568	14,568
Ofc Asst II-Gen	3.9	4	4	1,048-1,309	58,140	58,272
Service Asst-Auto	0.7	2	2	1,038-1,198	25,932	26,764
Ofc Asst I-Typing	0.7	1	1	976-1,126	12,447	12,849
Mech & Tech Occupational Trainee ..	1.6	1	1	950-1,018	11,998	12,360
Sacramento Preventive Maintenance:						
Lead Auto Mechanic	0.6	1	1	1,745-2,098	22,944	22,944
Auto Mechanic	4	5	5	1,666-2,002	105,957	108,882
Auto Mechanic Supvr	1	1	1	1,827-2,002	24,024	24,024
Auto Mechanic Trainee	2.9	3	3	1,288-1,666	52,925	54,522
Mechanics Helper	0.5	-	-	1,401-1,523	-	-
Auto Pool Attendant I	1	1	1	1,265-1,371	16,452	16,452
Fresno Garage:						
Auto Pool Mgr I	1	1	1	1,666-2,197	23,394	24,024
Auto Pool Attendant III	-	1	1	1,317-1,557	17,254	17,958
Auto Pool Attendant I	2	1	1	1,265-1,371	16,452	16,452
Ofc Asst II-Typing	1	1	1	1,048-1,367	14,568	14,568
Fresno Preventive Maintenance:						
Auto Mechanic	2	2	2	1,666-2,002	43,848	43,848
Mechanics Helper	1	1	1	1,401-1,523	18,276	18,276
Los Angeles Garage:						
Auto Pool Mgr II	1	1	1	2,197-2,651	31,812	31,812
Auto Pool Mgr I	2	2	2	1,666-2,197	47,598	48,048
Auto Pool Attendant III	2	2	2	1,317-1,557	37,368	37,368
Ofc Services Supvr I-Typing	0.8	-	-	1,214-1,551	-	-
Ofc Techn-Typing	0.2	1	1	1,214-1,551	16,288	16,984
Auto Pool Attendant I	5	5	5	1,265-1,371	82,260	82,260
Ofc Asst II-Typing	1	1	1	1,048-1,367	14,568	14,568
Ofc Asst II-General	3	3	3	1,048-1,309	43,704	43,704
Service Asst-Auto	1.5	2	2	1,038-1,198	26,788	27,672
Mech & Tech Occupational Trainee ..	0.2	-	-	950-1,018	-	-
Los Angeles Preventive Maintenance:						
Lead Auto Mechanic	1	1	1	1,745-2,098	22,944	22,944
Auto Mechanic	5.6	6	6	1,666-2,002	129,612	130,560
Auto Mechanic Supvr	0.7	1	1	1,827-2,002	24,024	24,024
Sr Equipt Parts Worker	1	1	1	1,666-1,827	21,924	21,924
Ofc Asst II-Typing	1	1	1	1,048-1,367	14,568	14,568
San Diego Garage:						
Auto Pool Mgr I	0.9	1	1	1,666-2,197	20,387	21,350
Auto Pool Attendant III	0.8	1	1	1,317-1,557	17,312	18,024
Ofc Techn-Gen	1	1	1	1,214-1,551	16,288	16,984
Auto Pool Attendant I	0.7	1	1	1,265-1,371	16,133	16,452

1760 DEPARTMENT OF GENERAL SERVICES—Continued

ORGANIZATIONAL UNIT	NUMBER OF POSITIONS			EXPENDITURES		
	Classification	Filled 1983-84	Authorized 1984-85	Proposed 1985-86	Actual 1983-84	Estimated 1984-85
San Diego Preventive Maintenance:				SALARY RANGE		
Auto Mechanic	2	2	2	1,666-2,002	43,848	43,848
San Francisco Garage:						
Auto Pool Mgr II	1	1	1	2,197-2,651	31,812	31,812
Auto Pool Mgr I	1	1	1	1,666-2,197	23,394	24,024
Auto Pool Attendant III	0.9	1	1	1,317-1,557	17,834	18,618
Ofc Techn-Typing	1	1	1	1,214-1,551	16,172	16,868
Auto Pool Attendant I	2.1	2	2	1,265-1,371	32,904	32,904
Ofc Asst II-Typing	1.6	1.5	1.5	1,048-1,367	21,150	21,150
Service Asst-Auto	1.1	2	2	1,038-1,198	26,103	26,948
Mech & Tech Occupational Trainee ..	0.6	-	-	950-1,018	-	-
Asst Clk	0.4	1	1	832-950	10,680	10,979
San Francisco Preventive Maint:						
Lead Auto Mechanic	1	1	1	1,745-2,098	22,944	22,944
Auto Mechanic	1.9	3	3	1,666-2,002	62,066	63,968
Mechanics Helper	0.8	-	-	1,401-1,523	-	-
Oakland Garage:						
Auto Pool Mgr I	1	1	1	1,666-2,197	23,394	24,024
Auto Pool Attendant I	1.7	2	2	1,265-1,371	32,904	32,904
Ofc Asst II-Typing	1	1	1	1,048-1,367	14,568	14,568
Oakland Preventive Maintenance:						
Auto Mechanic	1.8	2	2	1,666-2,002	43,602	43,848
Mechanics Helper	0.2	-	-	1,401-1,523	-	-
Berkeley Garage:						
Auto Pool Attendant III	1	1	1	1,317-1,557	18,684	18,684
Auto Pool Attendant I	1	1	1	1,265-1,371	16,452	16,452
Service Asst-Auto	1	1	1	1,038-1,198	13,490	13,947
Van Nuys Garage:						
Auto Pool Attendant III	-	1	1	1,317-1,557	15,804	16,452
Auto Pool Attendant I	-	2	2	1,265-1,371	30,984	32,256
Air Travel Program:						
Staff Services Mg II	-	1	-	2,651-3,200	38,400	-
Temporary Help	1.3	6	6	(22,635)	84,057	84,057
Overtime	-	-	-	(25,598)	20,436	20,436
Totals	143.1	159.5	158.5	\$2,791,129	\$3,187,874	\$3,183,845
Office Of State Printing:						
State Printer's Office:						
State Printer	1	1	1	4,077-4,274	51,288	51,288
Staff Services Analyst	1	1	1	1,827-2,197	26,364	26,364
Exec Secty I	1	1	1	1,389-1,653	19,836	19,836
Engineering & Support Services:						
Prog Mgr	1	1	1	3,128-3,780	45,360	45,360
Industrial Engr	1	1	1	2,717-3,279	39,348	39,348
Assoc Adm Analyst System	1	1	1	2,197-2,651	31,812	31,812
Asoc Programmer Analyst	1	1	1	2,197-2,651	31,812	31,812
Secty	1	1	1	1,236-1,454	17,448	17,448
Material Control:						
Printing Material Supvr.....	1	1	1	1,995-2,403	28,836	28,836
Printing Operations Asst.....	4	4	4	1,586-1,905	91,440	91,440
Office Services Supr I	1	1	1	1,214-1,425	17,100	17,100
Office Asst II	3	3	3	1,048-1,214	43,704	43,704
Plant & Equipment Maintenance:						
Printing Mechanical Supt.....	1	1	1	2,403-2,899	34,788	34,788
Printing Plant Machinist	7	8	8	13,59-15.07	219,419	219,419
Electrician II	1	1	1	1,959-2,150	25,800	25,800
Electrician I	2	2	2	1,868-2,051	49,224	49,224
Bldg Maint Worker.....	1	1	1	1,557-1,706	20,472	20,472
Overtime	-	-	-	(15,254)	21,308	21,308
Janitorial Services:						
Janitor Supvr I	1	1	1	1,114-1,294	15,528	15,528
Janitor.....	5	5	5	1,038-1,198	71,880	71,880
Planning Section:						
Supr Printing Planning Services	1	1	1	2,639-3,186	38,232	38,232
Printing Process & Oper Supvr	1	1	1	2,403-2,899	34,788	34,788
Printing Production Supvr	1	1	1	2,293-2,799	33,588	33,588
Printing Process Planner.....	4	4	4	2,090-2,520	120,960	120,960
Printing Opr Planner.....	4	4	4	1,995-2,403	115,344	115,344
Printing Opr Asst	4	4	4	1,586-1,905	91,440	91,440
Office Services Supvr.....	1	1	1	1,214-1,425	17,100	17,100
Office Asst II	7	8	8	1,048-1,214	116,544	116,544
Graphic Design & Reproduction:						
Graphic Services Supvr	1	1	1	2,415-2,913	34,956	34,956
Printing Arts Planner.....	1	1	1	1,995-2,403	28,836	28,836
Sr Graphic Artist	1	1	1	1,868-2,251	27,012	27,012
Graphic Artist	6	6	6	1,630-1,959	141,048	141,048
Sr Machine Opr	1	1	1	1,317-1,557	18,684	18,684
Composing Tech I	2	2	2	1,214-1,425	34,200	34,200
Printing Production:						
Supt of Printing Production.....	1	1	1	3,602	43,224	43,224
Secty	1	1	1	1,236-1,451	17,412	17,412
Computer Department:						
DP Mgr I.....	1	1	1	2,415-2,913	34,956	34,956
Computer Opr Supt I	1	1	1	1,745-2,098	25,176	25,176
Key Data Supvr.....	1	1	1	1,260-1,486	17,832	17,832
Key Data Opr	2	3	3	976-1,309	47,124	47,124

1760 DEPARTMENT OF GENERAL SERVICES—Continued

1
2
3
4
5
6
7
8
9
10
11
12
13
14
15
16
17
18
19
20
21
22
23
24
25
26
27
28
29
30
31
32
33
34
35
36
37
38
39
40
41
42
43
44
45
46
47
48
49
50
51
52
53
54
55
56
57
58
59
60
61
62
63
64
65
66
67
68
69
70
71
72
73
74
75
76
77
78
79
80
81
82
83
84
85
86
87
88
89
90
91
92
93
94
95
96
97
98

ORGANIZATIONAL UNIT Classification	NUMBER OF POSITIONS			EXPENDITURES		
	Filled 1983-84	Authorized 1984-85	Proposed 1985-86	Actual 1983-84	Estimated 1984-85	Proposed 1985-86
				SALARY RANGE		
Sr DP Techn	1	1	1	1,462-1,745	20,940	20,940
Sr Computer Opr	3	3	3	1,462-1,745	62,820	62,820
DP Techn	1	1	1	1,198-1,523	18,276	18,276
Computer Opr	4	5	5	1,198-1,523	91,380	91,380
Data Processing Services:						
DP Mgr III	0.1	1	1	2,913-3,518	42,216	42,216
DP Mgr I	0.2	2	2	2,415-2,913	69,912	69,912
Programmer II	0.2	2	2	1,827-2,197	52,728	52,728
Assoc Programmer Analyst	1.3	8	8	2,197-2,651	254,496	254,496
Assoc Systems Software Spec	0.1	1	1	2,197-2,651	31,812	31,812
Office Asst II	0.1	1	1	1,048-1,214	14,568	14,568
Composing Room:						
Composing Room Supt	1	1	1	2,403-2,899	34,788	34,788
Composing Room Asst Supt	2	2	2	2,293-2,520	60,480	60,480
Composing Room Supvr	6	6	6	14.65-16.26	177,559	177,559
Copyholder	7	7	7	8.45-9.41	119,883	119,883
Proofreader	10	13	13	12.67-14.05	322,423	322,423
Photocompositor	7	7	7	13.33-14.78	188,297	188,297
Photocompositor Mach Opr	4	5	5	12.67-14.05	127,855	127,855
Photocomposition Keyboard Opr	15	17	17	12.67-14.05	434,707	434,707
Compositor/Imposition Paste-up	8	9	9	12.67-14.05	230,139	230,139
Compositor/Video Display	4	4	4	12.67-14.05	102,284	102,284
Molding Press Opr	1	1	1	10.66-11.85	21,567	21,567
Office Asst II	6	6	6	1,048-1,214	87,408	87,408
Overtime	-	-	-	(91,525)	127,849	127,849
Pressroom:						
Pressroom Supt	1	1	1	2,403-2,899	34,788	34,788
Pressroom Asst Supt	3	3	3	2,403-2,639	85,284	85,284
Pressroom Supvr	6	6	6	16.63-18.41	201,039	201,039
Specialty Press Opr	6	6	6	11.90-13.21	144,253	144,253
Offset Process Camera Opr	2	2	2	15.57-17.25	62,790	62,790
Litho Negative Assembler	6	6	6	14.68-16.27	160,306	160,306
Litho Platemaker	7	7	7	14.68-16.27	207,280	207,280
Webfed Offset Press Opr III	10	12	12	15.54-17.22	344,744	344,744
Webfed Offset Press Opr II	12	14	14	14.73-16.32	379,926	379,926
Webfed Offset Press Opr I	11	13	13	12.27-13.50	319,410	319,410
Letter Press Opr	2	2	2	13.12-14.55	52,962	52,962
Offset Press Asst	19	22	22	11.90-13.21	528,928	528,928
Printing Apprentice	1	1	1	12.27-13.50	24,570	24,570
Sheetfed Offset Press Opr	12	13	13	14.68-15.78	373,355	373,355
Printing Trades Asst II	19	22	22	9.74-10.84	434,034	434,034
Printing Trades Asst I	15	15	15	8.44-9.39	256,347	256,347
Office Asst II	3	3	3	1,048-1,214	43,704	43,704
Overtime	-	-	-	(170,143)	237,667	237,667
Bindery:						
Bindery Supt	1	1	1	2,403-2,899	34,788	34,788
Asst Bindery Supt	3	3	3	2,293-2,520	90,720	90,720
Bindery Supvr	5	5	5	14.29-15.83	144,053	144,053
Bookbinder IV	26	28	28	12.99-14.40	733,824	733,824
Bookbinder III	11	12	12	11.03-11.14	243,298	243,298
Bookbinder II	34	37	37	9.74-10.84	729,966	729,966
Bookbinder I	23	25	25	8.44-9.39	427,245	427,245
Linotype Opr	1	1	1	12.67-14.05	25,571	25,571
Office Asst II	1	1	1	1,048-1,214	14,568	14,568
Overtime	-	-	-	(132,594)	185,216	185,216
Warehouse, Shipping and Receiving:						
Warehouse Mgr II	1	1	1	1,912-2,303	27,636	27,636
Materials & Stores Supvr II	2	2	2	1,591-1,912	24,888	24,888
Heavy Truck Driver	1	1	1	1,591-1,745	20,940	20,940
Truck Driver	4	4	4	1,523-1,666	79,968	79,968
Materials & Stores Supvr I	2	2	2	1,401-1,666	39,984	39,984
Warehouse Worker	13	15	15	1,401-1,523	274,140	274,140
Office Asst II	3	3	3	1,048-1,214	43,704	43,704
Legislative Bill Room:						
Office Services Mgr I	1	1	1	1,827-2,197	26,364	26,364
Office Services Supvr II	1	1	1	1,358-1,768	21,216	21,216
Sr. Legis Clk	3	3	3	1,214-1,425	51,300	51,300
Stock Clk	1	1	1	1,168-1,486	17,832	17,832
Office Asst II	13.5	14.1	14.1	1,048-1,214	205,409	205,409
Office Asst I	8	9	9	944-1,087	117,396	117,396
Asst Clk	1	1	1	832-950	11,400	11,400
Total, Office of State Printing	453.5	502.1	502.1	\$10,248,109	\$12,118,423	\$12,118,423
Office Of Administrative Law:						
Administration:						
Director	0.8	1	1	4,486	53,832	53,832
Dep Director	0.6	1	1	3,708-3,888	46,656	46,656
Staff Counsel II	1	1	1	3,128-3,780	45,360	45,360
Adm Asst II	1	1	1	2,197-2,651	28,756	30,120
Exec Secty I	0.7	1	1	1,389-1,653	19,836	19,836
Acctg Techn	1	1	1	1,214-1,551	17,100	17,100
Legal Typist	1	1	1	1,191-1,517	16,056	16,572
Hearing Transcriber-Typist	0.9	-	-	1,214-1,425	-	-
Ofc Asst II-Typing	1	-	-	1,048-1,367	-	-
Ofc Asst I-Typing	-	1	1	976-1,126	15,120	15,120

1760 DEPARTMENT OF GENERAL SERVICES—Continued

ORCANIZATIONAL UNIT	NUMBER OF POSITIONS			EXPENDITURES			
	Classification	Filled 1983-84	Authorized 1984-85	Proposed 1985-86	Actual 1983-84	Estimated 1984-85	Proposed 1985-86
Hearing Officer Services:							
Adm Law Judge II	5.7	6	6	3,869-4,680	336,960	336,960	
Adm Law Judge I	20.7	21	21	3,690-4,464	1,056,060	1,060,524	
Sr Legal Typist	2.7	3	3	1,331-1,729	54,284	55,004	
Supvng Steno I	1	1	1	1,389-1,653	19,836	19,836	
Ofc Techn-Typing	1.8	2	2	1,214-1,551	34,200	34,200	
Legal Typist	1.9	2	2	1,191-1,517	33,480	33,480	
Sr Steno	1	1	1	1,236-1,512	17,448	17,448	
Ofc Asst II-Typing	1.3	1	1	1,048-1,367	13,584	13,584	
Ofc Asst I-Typing	-	1	1	976-1,126	12,156	12,546	
Hearing Reporter Services:							
Supvng Hearing Reporter	1	1	1	2,415-2,913	34,956	34,956	
Hearing Reporter	8.8	9	9	2,197-2,651	280,860	282,132	
Hearing Transcriber-Typist	2	2	2	1,214-1,425	34,200	34,200	
Ofc Asst II-Typing	1	1	1	1,048-1,367	14,568	14,568	
Steno	0.3	1	1	1,029-1,339	12,738	13,158	
Ofc Asst I-Typing	-	1	1	976-1,126	12,156	12,546	
Electronic Reporting Services:							
Hearing Transcriber-Typist	-	1	1	1,214-1,425	16,636	17,100	
Ofc Asst II-Typing	0.3	1	1	1,048-1,367	13,164	13,164	
Ofc Asst I-Typing	-	1	1	976-1,126	12,156	12,546	
Education Hearings:							
Staff Counsel II	0.8	3	3	3,128-3,780	119,493	125,298	
Staff Counsel I	6.1	4	4	2,845-3,440	140,742	147,570	
Legal Counsel	0.2	-	-	2,051-2,591	-	-	
Sr Legal Typist	0.8	1	1	1,331-1,729	18,924	18,924	
Legal Typist	1	1	1	1,191-1,517	15,512	16,172	
Temporary Help	-	-	-	717	-	-	
Overtime	-	-	-	-	14,025	14,025	
Totals	66.4	73	73	\$2,375,765	\$2,559,954	\$2,584,537	
Office Of Insurance And Risk Mgmt:							
Insurance Off	1	1	1	2,913-3,518	42,216	42,216	
Staff Risk Mgr	2	2	2	2,415-2,913	69,912	69,912	
Staff Services Mgr I	1	1	1	2,415-2,913	34,956	34,956	
Trng Off I	0.7	-	-	2,197-2,651	-	-	
Assoc Risk Analyst	2.4	4	4	2,197-2,651	122,330	123,632	
Asst Risk Analyst	3	3	3	1,827-2,197	74,262	76,539	
Jr Staff Analyst-Cen	0.9	1	1	1,407-1,827	18,116	18,972	
Ofc Techn-Typing	2	2	2	1,214-1,551	34,200	34,200	
Ofc Asst II-Typing	4.5	5	5	1,048-1,367	70,028	70,946	
Word Processing Techn	1	1	1	1,048-1,309	15,120	15,708	
Temporary Help	0.9	0.2	0.2	23,223	1,590	1,590	
Overtime	-	-	-	57	689	689	
Totals	19.4	20.2	20.2	\$453,090	\$483,419	\$489,360	
Legal Office:							
Chief Counsel	1	1	1	3,963-4,795	57,540	57,540	
Asst Chief Counsel	2	2	2	3,780-4,571	109,704	109,704	
Staff Counsel III	2	2	2	3,602-4,360	104,640	104,640	
Staff Counsel II	5.9	7	7	3,128-3,780	307,267	311,142	
Staff Counsel I	1.1	-	-	2,845-3,440	-	-	
Staff Services Analyst-Cen	1	1	1	1,407-2,197	26,364	26,364	
Legal Secty	1	1	1	1,450-1,729	20,748	20,748	
Sr Legal Steno	3.5	4	4	1,331-1,729	71,878	73,351	
Steno	1.4	1	1	1,029-1,339	14,742	15,302	
Temporary Help	0.6	0.6	0.6	9,212	11,658	11,658	
Totals	19.5	19.6	19.6	\$691,560	\$724,541	\$730,449	
Office Of Management Services:							
Administration:							
CEA II	0.8	-	-	3,052-4,057	-	-	
Secty	1	-	-	1,236-1,512	-	-	
Accounting And Financial Services:							
Staff Services Mgr III	1	-	-	2,913-3,518	-	-	
Staff Services Mgr I	1	-	-	2,415-2,913	-	-	
Acctg Administrator I	2	-	-	2,415-2,913	-	-	
Sr Acctg Off-Supvr	5	-	-	2,197-2,651	-	-	
Sr Acctg Off-Specialist	0.9	-	-	2,197-2,651	-	-	
Acctg Off	6	-	-	1,827-2,197	-	-	
Acctg Officer-Supvr	4.8	-	-	1,827-2,197	-	-	
Property Inspector	1	-	-	1,666-2,002	-	-	
Accountant I - Specialist	6.8	-	-	1,401-1,827	-	-	
Accountant I - Supvr	6.1	-	-	1,401-1,827	-	-	
Acctg Techn	9.8	-	-	1,214-1,551	-	-	
Sr Acct Clk	6.9	-	-	1,214-1,551	-	-	
Office Services Supvr I-Cen	1	-	-	1,214-1,551	-	-	
Acct Clk II	31	-	-	1,087-1,367	-	-	
Office Asst II-Typing	2.2	-	-	1,048-1,367	-	-	
Bookkeeping Mach Opr II	3.4	-	-	1,126-1,309	-	-	
Office Asst II-Cen	1.2	-	-	1,048-1,309	-	-	
Contracted Fiscal Services:							
Acctg Administrator I	1	-	-	2,415-2,913	-	-	
Sr Acctg Off-Specialist	0.4	-	-	2,197-2,651	-	-	
Sr Acctg Off-Supvr	2	-	-	2,197-2,651	-	-	
Acctg Off-Supvr	1.5	-	-	1,827-2,197	-	-	

1760 DEPARTMENT OF GENERAL SERVICES—Continued

ORGANIZATIONAL UNIT Classification	NUMBER OF POSITIONS			EXPENDITURES		
	Filled 1983-84	Authorized 1984-85	Proposed 1985-86	Actual 1983-84	Estimated 1984-85	Proposed 1985-86
				SALARY RANGE		
Acctg Off	3	-	-	1,827-2,197	-	-
Accountant I - Specialist	2	-	-	1,401-1,827	-	-
Acctg Techn	1.5	-	-	1,214-1,551	-	-
Sr Acct Clk	2.3	-	-	1,214-1,551	-	-
Acct Clk II	5.5	-	-	1,087-1,367	-	-
Data Processing Services:						
Administration:						
DP Mgr III	1	-	-	2,913-3,518	-	-
Assoc Govtl Prog Analyst	1	-	-	2,197-2,651	-	-
Staff Services Analyst-Gen	1	-	-	1,407-2,197	-	-
Jr Staff Analyst-Gen	0.6	-	-	1,407-1,827	-	-
Office Asst II-Typing	1	-	-	1,048-1,367	-	-
Acct Clk II	0.8	-	-	1,087-1,367	-	-
Programmer Anal:						
DP Mgr II	1	-	-	2,651-3,200	-	-
Staff Programmer Analyst	2	-	-	2,415-2,913	-	-
Staff DP Analyst	1	-	-	2,415-2,913	-	-
DP Mgr I	5.8	-	-	2,415-2,913	-	-
Assoc DP Analyst	0.2	-	-	2,197-2,651	-	-
Assoc Systems Software Specialist	0.8	-	-	2,197-2,651	-	-
Assoc Programmer Analyst	26.5	-	-	2,197-2,651	-	-
Programmer II	7.7	-	-	1,827-2,197	-	-
Programmer I	3.6	-	-	1,407-1,827	-	-
Ofc Techn-Typing	1	-	-	1,214-1,551	-	-
Ofc Asst II-Typing	0.9	-	-	1,048-1,367	-	-
Word Processing Techn	1	-	-	1,048-1,309	-	-
Data Entry:						
DP Mgr I	0.8	-	-	2,415-2,913	-	-
Key Data Supvr III	1	-	-	1,544-1,854	-	-
Key Data Supvr II	1.8	-	-	1,358-1,611	-	-
Key Data Supvr I	5.5	-	-	1,260-1,486	-	-
Key Data Opr	22.6	-	-	976-1,309	-	-
Data Guidance:						
DP Techn Supvr II	1	-	-	2,098-2,529	-	-
Sr DP Techn	1	-	-	1,462-1,745	-	-
DP Techn	4	-	-	1,198-1,523	-	-
Remote Job Entry:						
DP Techn	2	-	-	1,198-1,523	-	-
State EDP Educ:						
DP Mgr I	1	-	-	2,415-2,913	-	-
Assoc DP Analyst	2	-	-	2,197-2,651	-	-
Programmer II	0.1	-	-	1,827-2,197	-	-
Mgt Services Techn	1	-	-	1,177-1,565	-	-
Office Asst II-Typing	0.5	-	-	1,048-1,367	-	-
Temporary Help	5	-	-	(102,297)	-	-
Overtime	-	-	-	(29,430)	-	-
Totals	217.3	-	-	\$4,601,311	-	-
Office Of Records Management:						
Records Center Services:						
Records Mgt Analyst II	0.9	1	1	2,197-2,651	31,812	31,812
Warehouse Mgr II	0.9	1	1	1,912-2,529	25,176	26,364
Materials & Stores Supvr II	2	2	2	1,591-2,098	44,786	45,803
Truck Driver	0.2	1	1	1,523-1,827	19,317	19,992
Materials & Stores Supvr I	1.4	1	1	1,401-1,827	19,992	19,992
Warehouse Worker	7	6	6	1,401-1,666	109,656	109,656
Office Asst II-Typing	1.9	2	2	1,048-1,367	29,136	29,136
Office Asst II-Gen	1	1	1	1,048-1,309	14,568	14,568
Service Asst-Warehouse-Stores	4.2	5	5	1,038-1,198	68,908	70,239
Mech & Tech Occupational Trainee ..	0.2	0.5	0.5	950-1,018	5,999	6,180
Administration:						
Records Mgr II	1	1	1	2,651-3,200	38,400	38,400
Records Mgr I	0.4	1	1	2,415-2,913	34,956	34,956
Records Mgt Analyst II	1	1	1	2,197-2,651	30,958	31,812
Secty	0.9	1	1	1,236-1,512	14,832	15,396
Paperwork Management:						
Records Mgr I	0.3	1	1	2,415-2,913	33,876	34,956
Records Mgt Analyst II	2.7	2	2	2,197-2,651	63,624	63,624
Jr Staff Analyst-Gen	1	1	1	1,407-1,827	21,924	21,924
Office Asst II-Typing	0.4	1	1	1,048-1,367	14,568	14,568
Paper Recycle:						
Truck Driver	0.2	1	1	1,523-1,827	19,317	19,992
Warehouse Worker	0.8	-	-	1,401-1,666	-	-
Disposal Center:						
Materials & Stores Supvr I	1.6	2	2	1,401-1,827	40,325	40,400
Warehouse Worker	1.3	1	1	1,401-1,666	18,276	18,276
Service Asst-Warehouse-Stores	2.8	-	-	1,038-1,198	-	-
Temporary Help	0.6	6.3	6.3	9,282	67,409	67,409
Overtime	-	-	-	5,252	2,061	2,061
Totals	34.7	39.8	39.8	\$683,869	\$769,876	\$777,516

1760 DEPARTMENT OF GENERAL SERVICES—Continued

ORGANIZATIONAL UNIT	NUMBER OF POSITIONS			EXPENDITURES			
	Classification	Filled 1983-84	Authorized 1984-85	Proposed 1985-86	Actual 1983-84	Estimated 1984-85	Proposed 1985-86
Off Of Small And Minority Business:							
Administration:							
C.E.A. I	1	1	1	SALARY RANGE 2,778-3,690	44,280	44,280	
Assoc Govtl Prog Analyst	0.8	1	1	2,197-2,651	31,812	31,812	
Office Services Supvr I-Typing	1	1	1	1,214-1,551	16,462	17,100	
Secty	1	1	1	1,236-1,512	17,419	17,448	
State Register:							
Staff Services Mgr 1	1	1	1	2,415-2,913	34,956	34,956	
Asst Small Bus Off	1.3	2	2	1,827-2,197	45,208	47,328	
Graphic Artist	0.5	1	1	1,630-1,959	23,508	23,508	
Jr Small Bus Off	1	-	-	1,407-1,827	-	-	
Small Business:							
Sr Small Bus Off	1	1	1	2,651-3,200	38,400	38,400	
Assoc Small Bus Off	1.9	3	3	2,197-2,651	92,044	93,402	
Asst Small Bus Off	1.7	1	1	1,827-2,197	22,604	23,664	
Jr Small Bus Off	0.3	-	-	1,407-1,827	-	-	
Office Asst II-Typing	2.7	3	3	1,048-1,367	41,214	42,096	
Minority Business:							
Staff Services Mgr 1	0.3	1	1	2,415-2,913	31,939	33,471	
Assoc Small Bus Off	1.6	2	2	2,197-2,651	60,232	61,590	
Asst Small Bus Off	1.4	1	1	1,827-2,197	26,364	26,364	
Office Asst II-Typing	1	1	1	1,048-1,367	14,568	14,568	
Temporary Help	-	0.4	0.4	-	4,494	4,494	
Totals	19.5	21.4	21.4	\$475,416	\$545,504	\$554,481	
Totals, Statewide Support Services	2061.3	2256.3	2243.3	\$49,422,784	\$53,997,195	\$54,205,341	
TOTALS, AUTHORIZED POSITIONS	3839.2	4365.5	4347.5	\$86,648,986	\$98,527,983	\$99,199,480	
Regular/Ongoing Positions	3803.3	4304.3	4286.3	82,785,500	95,510,484	96,181,981	
Temporary Help	35.9	61.2	61.2	796,494	1,138,592	1,138,592	
Overtime	-	-	-	3,066,992	1,878,907	1,878,907	
Continuously vacant positions abolished by the State Controller:							
Office of Telecommunications Sr Telcom Engr	-	1	1	2,717-3,279	-	-	
¹ One position limited to 6-30-85.							
² One position limited to 6-30-85.							
³ One position limited to 6-30-85.							
⁴ One position limited to 6-30-85.							
⁵ One position limited to 6-30-85.							
⁶ Two positions limited to 6-30-91.							
⁷ One position limited to 6-30-91.							
⁸ Two positions limited to 6-30-85.							
⁹ Two positions limited to 6-30-85.							
¹⁰ One position limited to 6-30-85.							
¹¹ One position limited to 6-30-85.							
¹² Two positions limited to 6-30-85.							
¹³ Three positions limited to 6-30-85.							
¹⁴ Two positions limited to 6-30-85.							

1880 STATE PERSONNEL BOARD *

Executive Office	SALARY RANGE						
Bd Member	5	5	5	\$19,413	\$97,065	\$97,065	
C.E.A. V	1	1	1	3,980-4,960	59,520	59,520	
C.E.A. IV	0.6	1	1	3,618-4,680	43,416	45,552	
Asst Secty	0.6	1	1	4,077-4,274	51,288	51,288	
Staff Services Mgr 1	-	1	1	2,415-2,913	34,956	34,956	
Assoc Personnel Analyst	2	1	1	2,197-2,651	31,812	31,812	
Exec Secty II	1	1	1	1,512-1,809	21,708	21,708	
Exec Secty I	0.7	1	1	1,389-1,653	19,769	19,836	
Temporary Help	0.9	-	-	(17,266)	-	-	
Totals	11.8	12	12	\$330,019	\$359,534	\$361,737	
Appeals Division							
Administration:							
C.E.A. II	1	1	1	3,052-4,057	48,684	48,684	
Staff Services Mgr II-Supvy	0.8	1	1	2,651-3,200	38,400	38,400	
Office Asst II-Typing	1	1	1	1,048-1,367	14,568	14,568	
Temporary Help	0.3	-	-	(6,334)	-	-	
Hearing Office:							
Adm Law Judge II	1.5	2	2	3,869-4,680	112,320	112,320	
Adm Law Judge I	2.5	3.5	3.5	3,690-4,464	175,194	178,500	
Hearing Reporter	2.3	2.9	2.9	2,197-2,651	84,759	85,395	
Sr Legal Typist	1	1	1	1,331-1,729	18,534	18,924	
Appeals Asst	1	1	1	1,358-1,611	19,332	19,332	

*The Salary Range and the amounts shown in 1984-85 and 1985-86 for this department do not reflect the 1984-85 fiscal year salary increase adjustment. This adjustment is reflected in the departmental Summary by Object of the Governor's Budget.

1880 STATE PERSONNEL BOARD—Continued

ORGANIZATIONAL UNIT Classification	NUMBER OF POSITIONS			EXPENDITURES		
	Filled 1983-84	Authorized 1984-85	Proposed 1985-86	Actual 1983-84	Estimated 1984-85	Proposed 1985-86
				SALARY RANGE		
Secty	0.6	1	1	1,236-1,512	17,448	17,448
Office Asst II-Typing	1.9	2	2	1,048-1,367	29,136	29,136
Temporary Help	5.2	0.8	0.8	(101,620)	36,000	36,000
Appeals Unit:						
Staff Services Mgr II-Supvy	1	1	1	2,651-3,200	38,400	38,400
Staff Services Mgr I	2	3.5	3	2,415-2,913	124,161	104,868
Assoc Personnel Analyst	5.1	6	6	2,197-2,651	185,450	188,244
Staff Services Analyst-Gen	3.1	2	2	1,407-2,197	50,208	51,348
Jr Staff Analyst-Gen	-	1.5	2	1,407-1,827	25,326	35,208
Office Services Supvr II-Gen	0.6	1	1	1,358-1,768	19,332	19,332
Personnel Techn I	3.8	4	4	1,138-1,565	69,924	71,316
Office Techn-Typing	0.1	-	-	1,214-1,551	-	-
Office Services Supvr I-Typing	0.9	1	1	1,214-1,551	16,578	17,100
Office Asst II-Typing	0.7	1	1	1,048-1,367	14,568	14,568
Office Asst II-Gen	0.3	2	2	1,048-1,309	27,312	27,612
Temporary Help	-	-	-	(582)	-	-
Totals	36.7	40.2	40.2	\$982,725	\$1,165,634	\$1,166,703
Departmental Services Division						
Administration:						
C.E.A. II	0.8	1	1	3,052-4,057	48,684	48,684
Assoc Personnel Analyst	0.8	0.8	0.8	2,197-2,651	23,822	24,962
Office Services Supvr I-Typing	0.9	-	-	1,214-1,551	-	-
Office Techn-Typing	1	1	1	1,214-1,551	17,100	17,100
Temporary Help	-	0.5	0.5	-	6,000	6,000
Departmental Services Unit:						
Staff Services Mgr III	3	2	2	2,913-3,518	84,432	84,432
Staff Services Mgr II-Supvy	9.3	6	6	2,651-3,200	230,400	230,400
Staff Services Mgr I	6	3.2	3.2	2,415-2,913	110,915	111,860
Test Validation & Develmt Spec II	0.2	-	-	2,197-2,651	-	-
Assoc Personnel Analyst	27.8	13.1	13.1	2,197-2,651	406,189	410,826
Staff Services Analyst-Gen	6.7	2	2	1,407-2,197	45,331	46,083
Jr Staff Analyst-Gen	-	1	1	1,407-1,827	16,884	17,604
Personnel Techn I	12.2	12.5	12.5	1,138-1,565	229,677	234,320
Office Asst II-Typing	7.1	4	4	1,048-1,367	58,008	58,272
Prog Techn I-Personnel	0.1	2	2	1,126-1,309	30,338	31,416
Key Data Opr	0.4	1	1	976-1,309	15,708	15,708
Office Asst II-Gen	1	-	-	1,048-1,309	-	-
Temporary Help	5.1	-	-	(99,761)	-	-
Secretariat:						
Office Services Supvr II-Gen	1	1	1	1,358-1,768	19,332	19,332
Office Asst II-Typing	2	2	2	1,048-1,367	28,652	29,136
Totals	85.4	53.1	53.1	\$2,206,121	\$1,371,472	\$1,386,135
Policy And Standards Division						
Administration:						
C.E.A. II	1	1	1	3,052-4,057	48,684	48,684
Assoc Personnel Analyst	1	-	-	2,197-2,651	-	-
Jr Staff Analyst-Gen	-	1	1	1,407-1,827	16,884	17,604
Office Services Supvr I-Typing	0.8	-	-	1,214-1,551	-	-
Secty	0.2	1	1	1,236-1,512	16,516	17,212
Office Asst II-Typing	0.9	1	1	1,048-1,367	14,568	14,568
Selection Policy:						
Staff Services Mgr III	1	-	-	2,913-3,518	-	-
Staff Services Mgr II-Supvy	3	2	2	2,651-3,200	76,800	76,800
Staff Services Mgr I	2	-	-	2,415-2,913	-	-
Assoc Personnel Analyst	3.8	1.9	1.9	2,197-2,651	53,691	56,276
Staff Services Analyst-Gen	0.7	1	1	1,407-2,197	22,859	23,934
Office Asst II-Typing	1	1	1	1,048-1,367	14,568	14,568
Temporary Help	-	-	-	(761)	-	-
Medical Office:						
Medical Off	1	1	1	4,795-5,560	66,720	66,720
Sr Medical Steno	0.4	-	-	1,331-1,577	-	-
Secty	0.5	1	1	1,236-1,512	16,516	17,212
Temporary Help	0.3	0.5	0.5	(18,975)	29,000	29,000
Office Of Information Practices:						
Staff Services Mgr I	1	1	1	2,415-2,913	34,956	34,956
Assoc Personnel Analyst	0.9	1	1	2,197-2,651	31,812	31,812
Temporary Help	-	-	-	(123)	-	-
Audit And Control:						
Staff Services Mgr III	1	1	1	2,913-3,518	42,216	42,216
Staff Services Mgr II-Supvy	2	1	1	2,651-3,200	38,400	38,400
Test Validation & Develmt Spec II	0.4	-	-	2,197-2,651	-	-
Assoc Personnel Analyst	5.7	3	3	2,197-2,651	94,704	95,436
Staff Services Analyst-Gen	2.6	1	1	1,407-2,197	26,364	26,364
Exec Secty II	0.2	1	1	1,512-1,809	21,708	21,708
Personnel Techn I	1.9	2	2	1,138-1,565	37,560	37,560
Office Asst II-Typing	1	-	-	1,048-1,367	-	-
Overtime	-	-	-	(4)	-	-
Totals	34.3	23.4	23.4	\$1,023,933	\$704,526	\$711,030

1880 STATE PERSONNEL BOARD—Continued

ORGANIZATIONAL UNIT	NUMBER OF POSITIONS			EXPENDITURES			
	Classification	Filled 1983-84	Authorized 1984-85	Proposed 1985-86	Actual 1983-84	Estimated 1984-85	Proposed 1985-86
Management Services Division							
Administration:							
C.E.A. II	1	-	-	3,052-4,057	-	-	
Staff Services Mgr II-Supvy	1.3	1	1	2,651-3,200	38,400	38,400	
Office Services Supvr I-Typing	1	1	1	1,214-1,551	17,100	17,100	
Temporary Help	2.1	5	5	(41,123)	39,000	39,000	
Overtime	-	-	-	(46)	-	-	
Data Processing:							
DP Mgr II	1	1	1	2,651-3,200	38,400	38,400	
DP Mgr I	1	1	1	2,415-2,913	34,956	34,956	
Assoc DP Analyst	0.8	0.8	0.8	2,197-2,651	25,450	25,450	
Assoc Programmer Analyst	3.8	4	4	2,197-2,651	125,670	127,126	
Programmer II	1.3	1	1	1,827-2,197	26,364	26,364	
DP Techn Specialist I	-	-	-	1,745-2,098	-	-	
DP Techn Supvr I	1	1	1	1,745-2,098	25,176	25,176	
Sr DP Techn	1	1	1	1,462-1,745	20,940	20,940	
Key Data Supvr II	1	1	1	1,358-1,611	19,332	19,332	
DP Techn	1	1	1	1,198-1,523	17,604	18,276	
Key Data Supvr I	0.9	-	-	1,260-1,486	-	-	
Key Data Opr	3.9	4	4	976-1,309	62,440	62,832	
Office Asst II-Gen	1	1	1	1,048-1,309	14,568	14,568	
Temporary Help	0.3	-	-	(4,528)	-	-	
Overtime	-	-	-	(2,381)	4,000	4,000	
Personnel Management:							
Staff Services Mgr II-Supvy	1	1	1	2,651-3,200	38,400	38,400	
Assoc Personnel Analyst	0.7	0.8	0.8	2,197-2,651	22,557	23,640	
Staff Services Analyst-Gen	0.1	-	-	1,407-2,197	-	-	
Personnel Asst II	1	1	1	1,481-1,768	21,216	21,216	
Personnel Asst I	3	2	2	1,126-1,551	36,509	37,224	
Office Asst II-Typing	1	1.6	1.6	1,048-1,367	23,309	23,309	
Temporary Help	-	-	-	(483)	-	-	
Central Services Administration:							
Sr Graphic Artist	1	1	1	1,868-2,251	27,012	27,012	
Office Services Mgr I	1	1	1	1,827-2,197	26,364	26,364	
Office Services Supvr II-Gen	0.2	0.8	0.8	1,358-1,768	13,355	13,924	
Overtime	-	-	-	(327)	-	-	
Secretarial Services:							
Office Services Supvr III-Gen	1	1	1	1,544-1,854	22,248	22,248	
Office Services Supvr II-Gen	0.9	0.9	0.9	1,358-1,768	17,399	17,399	
Composing Techn II	1	1	1	1,309-1,551	18,612	18,612	
Office Services Supvr I-Typing	0.3	-	-	1,214-1,551	-	-	
Sr Word Processing Techn	3.7	3	3	1,260-1,486	51,928	53,130	
Composing Techn I	3	3	3	1,214-1,425	51,300	51,300	
Hearing Transcriber-Typist	0.8	1	1	1,214-1,425	16,462	17,100	
Office Asst II-Typing	1.8	1.7	1.7	1,048-1,367	25,142	25,362	
Word Processing Techn	11.1	10.6	10.6	1,048-1,309	163,032	164,120	
Office Asst II-Gen	0.5	-	-	1,048-1,309	-	-	
Temporary Help	2.7	2.2	2.2	(31,515)	30,000	30,000	
Overtime	-	-	-	(3,313)	5,000	5,000	
Mail Room:							
Office Services Supvr II-Gen	1	1	1	1,358-1,768	19,332	19,332	
Mailing Mach Opr	0.9	1	1	1,135-1,321	14,524	15,074	
Office Asst II-Gen	4.7	4	4	1,048-1,309	58,272	58,272	
Office Asst I-Gen	-	1	1	944-1,087	11,616	11,964	
Temporary Help	0.7	0.8	0.8	(8,010)	11,000	11,000	
Overtime	-	-	-	(122)	-	-	
General Files:							
Office Services Supvr II-Gen	0.7	-	-	1,358-1,768	-	-	
Office Services Supvr I-Typing	0.1	-	-	1,214-1,551	-	-	
Key Data Supvr I	0.1	1	1	1,260-1,486	17,832	17,832	
Office Asst II-Gen	4	3.5	3.5	1,048-1,309	50,768	50,988	
Office Occupations Clk	1	1	1	913-1,048	12,744	12,744	
Duplicating:							
Mach Supvr I-Gen	1	1	1	1,491-1,786	21,432	21,432	
Mach Opr III-Gen	3	3	3	1,222-1,437	51,732	51,732	
Mach Opr II-Gen ²	1.8	2	1	1,177-1,376	33,024	16,512	
Mach Opr I-Finishing	1.9	2	2	1,135-1,321	31,511	31,692	
Office Asst II-Gen	0.1	-	-	1,048-1,309	-	-	
Temporary Help	0.4	-	-	(7,473)	-	-	
Overtime	-	-	-	(152)	-	-	
Accounting:							
Sr Acctg Off-Supvr	1	1	1	2,197-2,651	31,812	31,812	
Acctg Off-Supvr	1	1	1	1,827-2,197	26,364	26,364	
Accountant I-Supvr	1	1	1	1,401-1,827	18,820	19,692	
Acctg Techn	1.2	1	1	1,214-1,551	17,100	17,100	
Sr Acct Clk	1	1	1	1,214-1,551	17,100	17,100	
Acct Clk II	1.8	1	1	1,087-1,367	14,172	14,706	
Office Asst II-Typing	0.4	-	-	1,048-1,367	-	-	
Prog Techn I-Personnel	1	1	1	1,126-1,309	15,120	15,708	
Temporary Help	0.7	-	-	(12,030)	-	-	
Overtime	-	-	-	(360)	-	-	
Business Services:							
Bus Service Off II	1	1	1	2,002-2,415	28,980	28,980	
Bus Service Asst	1	1	1	1,523-1,827	21,924	21,924	
Office Techn-Typing	0.8	1	1	1,214-1,551	17,100	17,100	
Stock Clk	1.8	2	2	1,168-1,486	32,808	32,808	

1880 STATE PERSONNEL BOARD—Continued

ORGANIZATIONAL UNIT Classification	NUMBER OF POSITIONS			EXPENDITURES		
	Filled 1983-84	Authorized 1984-85	Proposed 1985-86	Actual 1983-84	Estimated 1984-85	Proposed 1985-86
				SALARY RANGE		
				(770)		
Overtime	-	-	-		1,000	1,000
Budgets And Management Analysis:						
Staff Services Mgr I	1	1	1	2,415-2,913	34,956	34,956
Assoc Budget Analyst	0.8	-	-	2,197-2,651	-	-
Staff Services Analyst-Gen	0.8	1	1	1,407-2,197	24,795	25,962
Sr Mach Opr	0.3	1	1	1,317-1,557	18,684	18,684
Office Asst II-Typing	0.6	1	1	1,048-1,367	13,584	14,040
Temporary Help	-	-	-	(760)	-	-
Management Information:						
Assoc Mgt Analyst	1	1	1	2,197-2,651	31,812	31,812
Totals	98.8	95.7	94.7	\$1,886,634	\$1,819,163	\$1,815,602
Public Employer & Affirm Action Division						
Administration:						
C.E.A. II	0.9	1	1	3,052-4,057	43,936	46,070
Staff Services Mgr III	0.7	1	1	2,913-3,518	42,216	42,216
Staff Services Mgr I	0.6	0.6	0.6	2,415-2,913	20,974	20,974
Assoc Personnel Analyst	0.3	0.7	0.7	2,197-2,651	19,345	20,286
Office Services Supvr I-Typing	0.6	1	1	1,214-1,551	15,365	15,998
Office Asst II-Typing	0.8	-	-	1,048-1,367	-	-
Office Asst I-Gen	0.2	1	1	944-1,087	12,124	12,513
Temporary Help	0.5	-	-	(8,657)	-	-
Evaluations & Liaison:						
Staff Services Mgr II-Supvy	1	1	1	2,651-3,200	38,400	38,400
Staff Services Mgr I	0.4	-	-	2,415-2,913	-	-
Assoc Personnel Analyst	2.5	2.8	2.8	2,197-2,651	85,815	87,264
Staff Services Analyst-Gen	1.9	1	1	1,407-2,197	23,484	24,600
Office Asst II-Typing	1	1	1	1,048-1,367	14,640	14,640
Affirm Action For Disabled:						
Staff Services Mgr II-Supvy	1	1	1	2,651-3,200	37,808	38,400
Staff Services Mgr I	1	1	1	2,415-2,913	34,956	34,956
Assoc Personnel Analyst	2	1	1	2,197-2,651	31,812	31,812
Staff Services Analyst-Gen	1	-	-	1,407-2,197	-	-
Jr Staff Analyst-Gen	-	1	1	1,407-1,827	16,884	17,604
Office Asst II-Typing	1	1	1	1,048-1,367	14,524	14,568
Temporary Help	0.4	1	1	(10,387)	25,000	25,000
Career Opportunities Development:						
Staff Services Mgr II-Supvy	1	1	1	2,651-3,200	38,400	38,400
Assoc Personnel Analyst	4.1	5	5	2,197-2,651	149,228	154,846
Staff Services Analyst-Gen	0.1	-	-	1,407-2,197	-	-
Personnel Techn I	0.7	-	-	1,138-1,565	-	-
Office Services Supvr I-Typing	1	1	1	1,214-1,551	16,926	17,100
Office Asst II-Typing	1	1	1	1,048-1,367	14,568	14,568
Women's Program:						
Staff Services Mgr II-Supvy	1	1	1	2,651-3,200	38,400	38,400
Assoc Personnel Analyst	0.9	1	1	2,197-2,651	28,196	29,550
Staff Services Analyst-Gen	0.1	-	-	1,407-2,197	-	-
Hispanic Program:						
Staff Services Mgr II-Supvy	0.9	1	1	2,651-3,200	36,624	38,400
Assoc Personnel Analyst	0.4	-	-	2,197-2,651	-	-
Staff Services Analyst-Gen	0.6	-	-	1,407-2,197	-	-
Jr Staff Analyst	-	1	1	-	16,884	17,604
Services & Support Unit:						
Staff Services Mgr I	0.6	1	1	2,415-2,913	34,956	34,956
Assoc Personnel Analyst	0.8	1	1	2,197-2,651	29,910	31,318
Staff Services Analyst-Gen	0.1	-	-	1,407-2,197	-	-
Office Asst II-Typing	1	1	1	1,048-1,367	14,928	14,928
Black Program:						
Staff Services Mgr II-Supvy	0.6	1	1	2,651-3,200	36,223	38,252
Asian-Filipino-Pacific Isl Program:						
Staff Services Mgr II-Supvy	0.9	1	1	2,651-3,200	38,400	38,400
Totals	33.6	34.1	34.1	\$910,152	\$970,926	\$992,023
Local Government Services Division						
Administration:						
C.E.A. II	1	1	1	3,052-4,057	48,684	48,684
Staff Services Mgr III	0.3	-	-	2,913-3,518	-	-
Secty	1	1	1	1,236-1,512	16,799	17,448
Merit Systems Services:						
Staff Services Mgr III	0.6	0.6	0.6	2,913-3,518	25,330	25,330
Staff Services Mgr II-Supvy	1	1	1	2,651-3,200	38,400	38,400
Staff Services Mgr I	2.1	2	2	2,415-2,913	69,912	69,912
Assoc Personnel Analyst	7.8	8	8	2,197-2,651	242,130	247,652
Staff Services Analyst-Gen	0.1	-	-	1,407-2,197	-	-
Personnel Asst II	1	1	1	1,481-1,768	21,216	21,216
Personnel Techn I	1.2	1	1	1,138-1,565	18,780	18,780
Personnel Asst I	2	2	2	1,309-1,551	37,224	37,224
Office Techn-Typing	1	1	1	1,214-1,551	16,114	16,810
Office Asst II-Typing	0.1	1	1	1,048-1,367	13,094	13,514
Prog Techn I-Personnel	0.9	1	1	1,126-1,309	14,524	15,074
Office Asst II-Gen	1	1	1	1,048-1,309	14,568	14,568
Office Asst I-Gen	0.7	-	-	944-1,087	-	-
Asst Clk	0.1	-	-	832-950	-	-

1880 STATE PERSONNEL BOARD—Continued

1
2
3
4
5
6
7
8
9
10
11
12
13
14
15
16
17
18
19
20
21
22
23
24
25
26
27
28
29
30
31
32
33
34
35
36
37
38
39
40
41
42
43
44
45
46
47
48
49
50
51
52
53
54
55
56
57
58
59
60
61
62
63
64
65
66
67
68
69
70
71
72
73
74
75
76
77
78
79
80
81
82
83
84
85
86
87
88
89
90
91
92
93
94
95
96
97
98

ORGANIZATIONAL UNIT Classification	NUMBER OF POSITIONS			EXPENDITURES		
	Filled 1983-84	Authorized 1984-85	Proposed 1985-86	Actual 1983-84	Estimated 1984-85	Proposed 1985-86
Cooperative Personnel Services: Proctor & Chairpersons:						
Los Angeles:						
Staff Services Mgr II-Supvy	0.1	-	-	2,651-3,200	-	-
Assoc Personnel Analyst	2	2	2	2,197-2,651	63,624	63,624
Office Services Supvr I-Typing	0.8	1	1	1,214-1,551	17,100	17,100
Office Asst II-Typing	1.1	2	2	1,048-1,367	14,568	14,568
Office Asst I-Typing	0.2	-	-	976-1,126	-	-
Temporary Help	-	-	-	(79)	-	-
Sacramento:						
Staff Services Mgr III	0.7	1	1	2,913-3,518	42,216	42,216
Staff Services Mgr II-Supvy	1	1	1	2,651-3,200	38,400	38,400
Staff Services Mgr I	2.2	3	3	2,415-2,913	104,868	104,868
Assoc Personnel Analyst	2.1	1	1	2,197-2,651	30,006	31,446
Staff Services Analyst-Gen	2.5	2	2	1,407-2,197	53,856	54,996
Office Services Supvy II Gen	-	1	1	1,358-1,768	20,472	21,432
Office Services Supvr III-Gen	1	1	1	1,544-1,854	22,248	22,248
Jr Staff Analyst-Gen	-	3	3	1,407-1,827	50,652	52,812
Exec Secty II	0.6	-	-	1,512-1,809	-	-
Personnel Techn I	0.3	-	-	1,138-1,565	-	-
Sr Mach Opr	0.8	-	-	1,317-1,557	-	-
Office Techn-Typing	0.7	1	1	1,214-1,551	17,712	17,712
Office Services Supvr I-Typing	1	-	-	1,214-1,551	-	-
Stock Clk	1	1	1	1,168-1,486	16,404	16,404
Office Asst II-Typing	2.2	3.5	3.5	1,048-1,367	49,755	50,175
Prog Techn I-Personnel	2	2	2	1,126-1,309	30,148	31,318
Word Processing Techn	0.8	1	1	1,048-1,309	15,561	15,708
Office Asst II-Gen	1	1	1	1,048-1,309	14,568	14,568
Office Asst I-Typing	0.9	-	-	976-1,126	-	-
Asst Clk	0.1	-	-	832-950	-	-
Temporary Help	4.5	5.8	5.8	(88,581)	90,000	90,000
Totals	51.5	54.9	54.9	\$1,214,374	\$1,268,933	\$1,284,207
Selection Programs And Services Div						
Administration:						
C.E.A. II	1	-	-	3,052-4,057	-	-
Staff Services Mgr III	1	1	1	2,913-3,518	42,216	42,216
Staff Services Mgr I	0.1	-	-	2,415-2,913	-	-
Assoc Personnel Analyst	1	1	1	2,197-2,651	31,812	31,812
Secty	0.9	1	1	1,236-1,512	17,448	17,448
Office Asst II-Typing	1	1	1	1,048-1,367	13,964	14,480
Temporary Help—Paid Chairs	5.5	4.4	4.4	(89,950)	83,000	83,000
Temporary Help—Proctors	3.9	4.8	4.8	(48,742)	50,000	50,000
Content Validation:						
Staff Services Mgr II-Supvy	1	1	1	2,651-3,200	38,400	38,400
Test Validation & Develmt Spec II	2.5	1	1	2,197-2,651	27,530	28,868
Test Validation & Develmt Spec I	0.2	1	1	1,827-2,197	22,604	23,664
Temporary Help	-	-	-	(720)	-	-
Criterion Validation-test Construct:						
Supvng Personnel Consultant	1	1	1	2,913-3,518	42,216	42,216
Personnel Selection Consultant I	1	2	2	2,415-2,913	68,427	69,912
Test Validation & Develmt Spec II	1.9	1	1	2,197-2,651	27,636	28,980
Assoc Personnel Analyst	2.3	2	2	2,197-2,651	63,624	63,624
Test Validation & Develmt Spec I	0.3	1	1	1,827-2,197	22,179	23,214
Office Asst II-Typing	1	1	1	1,048-1,367	14,216	14,568
Temporary Help	0.5	0.5	0.5	(8,274)	9,000	9,000
Exam Library:						
Office Services Supvr I-Typing	0.8	-	-	1,214-1,551	-	-
Sr Word Processing Techn	0.2	1	1	1,260-1,486	17,832	17,832
Office Asst II-Typing	2.7	1	1	1,048-1,367	13,660	14,128
Word Processing Techn	0.4	2.2	2.2	1,048-1,309	34,557	34,557
Sacramento Field Office:						
Office Services Supvr II-Gen	1	1	1	1,358-1,768	19,332	19,332
Office Techn-Gen	1	1	1	1,214-1,551	17,100	17,100
Sr Steno	1	1	1	1,236-1,512	17,448	17,448
Office Asst II-Typing	5.4	4.5	4.5	1,048-1,367	64,047	64,467
Prog Techn I-Personnel	-	1	1	1,126-1,309	15,169	15,708
Office Asst I-Typing	-	1	1	976-1,126	12,156	12,546
Temporary Help	1.6	2.8	2.8	(22,040)	40,000	40,000
San Francisco Field Office:						
Parks and Recreation Spec ³	-	1	0.9	1,407-2,529	26,067	25,015
Staff Services Mgr II-Supvy	0.5	1	1	2,651-3,200	38,400	38,400
Assoc Personnel Analyst	1	1	1	2,197-2,651	31,812	31,812
Jr Staff Analyst-Gen	-	-	0.1	1,407-1,827	-	1,688
Office Services Supvr II-Gen	1	1	1	1,358-1,768	19,332	19,332
Personnel Techn I	1	1	1	1,138-1,565	17,915	18,713
Office Asst II-Typing	3.1	4	4	1,048-1,367	55,224	56,208
Prog Techn I-Personnel	2	2	2	1,126-1,309	29,880	30,414
Temporary Help	1.1	-	-	(14,715)	-	-
Los Angeles Field Office:						
Staff Services Mgr II-Supvy	1	1	1	2,651-3,200	38,400	38,400
Assoc Personnel Analyst	2	2	2	2,197-2,651	63,624	63,624
Staff Services Analyst-Gen	1	1	1	1,407-2,197	26,265	26,364
Office Services Supvr II-Gen	1	1	1	1,358-1,768	19,332	19,332
Personnel Techn I	1	1	1	1,138-1,565	17,244	17,976

1880 STATE PERSONNEL BOARD—Continued

ORGANIZATIONAL UNIT Classification	NUMBER OF POSITIONS			EXPENDITURES		
	Filled 1983-84	Authorized 1984-85	Proposed 1985-86	Actual 1983-84	Estimated 1984-85	Proposed 1985-86
				SALARY RANGE		
Office Services Supvr I-Typing	1	-	-	1,214-1,551	-	-
Office Asst II-Typing	5.2	4	4	1,048-1,367	54,900	54,900
Prog Techn I-Personnel	2	3	3	1,126-1,309	46,585	47,124
Office Asst I-Typing	0.6	3	3	976-1,126	36,692	37,869
Asst Clk	0.1	-	-	832-950	-	-
Supvy Prog Tech I-Personnel	-	1	1	1,260-1,486	15,610	16,288
Recruitment Section:						
Recruitment Mgr	1	1	1	2,651-3,200	38,400	38,400
Staff Services Mgr I	0.8	1	1	2,415-2,913	34,956	34,956
Assoc Personnel Analyst	1.9	1	1	2,197-2,651	31,812	31,812
Staff Services Analyst-Gen	1.9	1	1	1,407-2,197	25,176	26,364
Jr Staff Analyst-Gen	-	2	2	1,407-1,827	33,768	35,208
Editorial Techn	1	1	1	1,407-1,673	20,076	20,076
Office Asst II-Typing	1	1	1	1,048-1,367	14,568	14,568
Decentralization Unit:						
Staff Services Mgr II-Supvy	0.5	-	-	2,651-3,200	-	-
Staff Services Mgr I	1	1	1	2,415-2,913	34,956	34,956
Assoc Personnel Analyst	1.6	1	1	2,197-2,651	31,324	31,812
Staff Services Analyst-Gen	0.6	1	1	1,407-2,197	22,744	23,844
Jr Staff Analyst-Gen	-	1	1	1,407-1,827	16,884	17,604
Personnel Techn I	1	1	1	1,138-1,565	18,445	18,780
Examination Control Unit:						
Staff Services Mgr II-Supvy	0.8	1	1	2,651-3,200	38,400	38,400
Staff Services Mgr I	0.6	0.5	0.5	2,415-2,913	17,478	17,478
Assoc Personnel Analyst	0.3	1	1	2,197-2,651	29,550	30,958
Staff Services Analyst-Gen	0.6	1	1	1,407-2,197	24,348	25,524
Office Services Mgr I	1	1	1	1,827-2,197	26,364	26,364
Personnel Techn I	0.9	0.9	0.9	1,138-1,565	16,781	16,902
Office Techn-Gen	1	1	1	1,214-1,551	17,100	17,100
Supvy Prog Techn I-Personnel	1	1	1	1,260-1,486	17,771	17,832
Office Asst II-Typing	2.1	1.5	1.5	1,048-1,367	21,632	21,852
Prog Techn I-Personnel	1	1	1	1,126-1,309	15,610	15,708
Office Asst II-Gen	1	1	1	1,048-1,309	14,568	14,568
Exam Support Unit:						
Office Services Supvr III-Gen	0.3	1	1	1,544-1,854	22,248	22,248
Office Services Supvr II-Gen	0.3	-	-	1,358-1,768	-	-
Office Services Supvr I-Typing	1	1	1	1,214-1,551	17,100	17,100
Office Asst II-Typing	3.5	2	2	1,048-1,367	27,810	28,380
Prog Techn I-Personnel	1	1.6	1.6	1,126-1,309	25,133	25,133
Office Asst II-Gen	1.6	3	3	1,048-1,309	42,796	43,264
Office Asst I-Typing	0.4	1.8	1.8	976-1,126	21,855	22,715
Exam Processing Unit:						
Office Services Supvr III-Gen	1.7	1	1	1,544-1,854	22,248	22,248
Office Services Supvr II-Gen	2	2	2	1,358-1,768	38,664	38,664
Supvy Prog Techn I-Personnel	4	3	3	1,260-1,486	53,496	53,496
Office Asst II-Typing	2.8	3	3	1,048-1,367	43,176	43,704
Prog Techn I-Personnel	12.7	13.8	13.8	1,126-1,309	211,292	214,661
Office Asst II-Gen	2.3	1	1	1,048-1,309	14,568	14,568
Prog Techn Trainee-Gen	1.7	2	2	1,048-1,214	29,280	29,280
Totals	122.7	129.3	129.3	\$2,370,394	\$2,495,232	\$2,524,506
TOTALS, AUTHORIZED POSITIONS	474.8	442.7	441.7	\$10,924,352	\$10,155,420	\$10,241,943
Regular/Ongoing Positions	438.1	413.6	412.6	10,273,388	9,697,420	9,783,943
Temporary Help	36.7	29.1	29.1	643,489	448,000	448,000
Overtime	-	-	-	7,475	10,000	10,000

¹ One-half position expires 12/31/84 and reverts to Staff Services Analyst
² One position expires 6/30/85
³ Reverts to Staff Services Analyst on 5/31/86

1900 PUBLIC EMPLOYEES RETIREMENT SYSTEM *

Administration	SALARY RANGE					
Executive:						
Exec Off	1	1	1	\$5,416	\$65,000	\$65,000
C.E.A. V	0.5	1	1	3,980-4,960	47,760	50,088
C.E.A. III	2	2	2	3,357-4,464	102,648	105,046
C.E.A. I	0.8	1	1	2,778-3,690	33,336	35,004
Staff Services Mgr III	-	1	1	2,913-3,518	41,894	42,216
Staff Services Mgr II	-	1	1	2,651-3,200	38,400	38,400
Staff Mgt Auditor	0.5	1	1	2,415-2,913	34,956	34,956
Staff Services Mgr I	0.4	-	-	2,415-2,913	-	-
Assoc Govtl Prog Analyst	1	1	1	2,197-2,651	29,892	31,324
Temporary Help	1	-	-	(35,613)	-	-
Totals	7.2	9	9	\$312,824	\$393,886	\$402,034
Executive Services:						
Assoc Programmer Analyst	0.2	1	1	2,197-2,651	30,348	31,812
Assoc Mgt Auditor	0.2	1	1	2,197-2,651	31,812	31,812
Retirement Prog Specialist I ¹	0.5	1	-	1,407-2,197	21,924	-

*The Salary Range and the amounts shown in 1984-85 and 1985-86 for this department do not reflect the 1984-85 fiscal year salary increase adjustment. This adjustment is reflected in the departmental Summary by Object of the Governor's Budget.

1900 PUBLIC EMPLOYEES RETIREMENT SYSTEM—Continued

ORGANIZATIONAL UNIT	NUMBER OF POSITIONS			EXPENDITURES			
	Classification	Filled 1983-84	Authorized 1984-85	Proposed 1985-86	Actual 1983-84	Estimated 1984-85	Proposed 1985-86
				SALARY RANGE			
Exec Secty II	0.6	1	1	1,512-1,809	20,908	21,708	
Exec Secty I	3	3	3	1,389-1,653	58,972	59,508	
Office Techn-Typing	1	1	1	1,214-1,551	17,100	17,100	
Office Asst II-Typing	0.4	-	-	1,048-1,367	-	-	
Totals	5.9	8	7	\$114,623	\$181,064	\$161,940	
Actuarial:							
C.E.A. III	1	1	1	3,357-4,464	53,568	53,568	
Actuary	5	5	5	2,913-3,869	230,708	232,140	
Staff Services Mgr II	1	-	-	2,651-3,200	-	-	
Assoc Programmer Analyst	0.7	1	1	2,197-2,651	27,212	28,532	
Programmer II	1.1	1	1	1,827-2,197	26,364	26,364	
Secty	1	1	1	1,236-1,512	17,448	17,448	
Steno	0.6	1	1	1,029-1,339	15,396	15,396	
Temporary Help	1.4	2	2	(28,248)	24,301	24,301	
Overtime	-	-	-	(110)	537	537	
Totals	11.8	12	12	\$407,647	\$395,534	\$398,286	
Legal:							
Chief Counsel I	1	1	1	3,888-4,704	56,448	56,448	
Staff Counsel II	4.3	4	4	3,128-3,780	172,180	176,148	
Staff Counsel I	0.5	1	1	2,845-3,440	41,280	41,280	
Sr Special Investigator	1	1	1	2,113-2,546	28,724	30,092	
Legal Support Supvr 1	1	1	1	1,512-1,983	21,068	21,708	
Legal Asst	1	1	1	1,544-1,854	21,388	22,068	
Sr Legal Typist	2	2	2	1,331-1,729	37,848	37,848	
Prog Techn III-Retirement	1	1	1	1,358-1,611	19,317	19,332	
Temporary Help	2.2	-	-	(36,143)	-	-	
Overtime	-	-	-	(2,985)	758	758	
Totals	14	12	12	\$408,501	\$399,011	\$405,682	
Legislative Unit:							
C.E.A. II	0.5	1	1	3,052-4,057	45,354	47,556	
C.E.A. I	0.5	-	-	2,778-3,690	-	-	
Staff Services Mgr I	0.9	1	1	2,415-2,913	33,606	34,956	
Staff Services Analyst	-	1	1	1,407-2,197	18,612	19,452	
Mgt Services Techn	1	-	-	1,177-1,565	-	-	
Office Techn-Typing	0.9	1	1	1,214-1,551	16,752	17,100	
Office Asst II-Typing	0.7	1	1	1,048-1,367	13,812	14,294	
Temporary Help	0.3	-	-	(2,044)	-	-	
Totals	4.8	5	5	\$109,842	\$128,136	\$133,358	
Investments:							
Administration:							
Investment Off II	0.2	1	1	2,651-3,200	38,400	38,400	
Staff Services Mgr I	1	1	1	2,415-2,913	34,146	34,956	
Staff Services Analyst-Gen	2	2	2	1,407-2,197	44,592	46,554	
Mgt Services Techn	1	1	1	1,177-1,565	18,547	18,766	
Office Techn-Typing	1	1	1	1,214-1,551	17,100	17,100	
Temporary Help	0.5	-	-	(5,018)	-	-	
Bond Portfolio Management:							
Prin Investment Off	0.8	1	1	3,357-4,057	40,284	42,216	
Investment Off II	2.3	3	3	2,651-3,200	115,200	115,200	
Energy Specialist II-Fuels	0.7	1	1	2,415-2,913	34,956	34,956	
Office Techn-Typing	1	1	1	1,214-1,551	17,100	17,100	
Real Estate Portfolio Management:							
Mortgage Investment Off	1	1	1	3,357-4,057	48,684	48,684	
Mortgage Investment Specialist II	2	2	2	2,651-3,200	73,086	74,746	
Mortgage Investment Specialist I	2	2	2	2,197-2,651	60,008	61,362	
Office Techn-Typing	1	1	1	1,214-1,551	17,100	17,100	
Stock Portfolio Management:							
Prin Investment Off	2	2	2	3,357-4,057	97,368	97,368	
Securities Trader	1	1	1	2,913-3,518	42,216	42,216	
Investment Off II	0.8	1	1	2,651-3,200	31,812	33,336	
Office Techn-Typing	1	1	1	1,214-1,551	16,926	17,100	
Temporary Help	0.4	-	-	(4,287)	-	-	
Investment Strategy And Support:							
Prin Investment Off	1	1	1	3,357-4,057	48,684	48,684	
Investment Off II	1.8	2	2	2,651-3,200	70,212	71,736	
Office Techn-Typing	1	1	1	1,214-1,551	16,056	16,752	
Totals	25.5	27	27	\$766,975	\$882,477	\$894,332	
Administration Division:							
Staff Services Mgr III	0.3	1	1	2,913-3,518	34,956	36,624	
Staff Services Mgr II-Supvy	1.8	1	1	2,651-3,200	38,400	38,400	
Staff Services Mgr II-Managerial	0.2	1	1	2,651-3,200	38,400	38,400	
Staff Services Mgr I	2.6	3	3	2,415-2,913	104,868	104,868	
Assoc Constrn Analyst ²	1	1	1	2,360-2,845	32,574	33,738	
Bus Service Off III	0.7	-	-	2,197-2,651	-	-	
Assoc Personnel Analyst	2	2	2	2,197-2,651	56,370	59,082	
Assoc Mgt Analyst ²	3.8	3	3	2,197-2,651	89,934	92,492	
Retirement Prog Spec II-Supvr	1	1	1	2,197-2,651	31,812	31,812	
Assoc Govtl Prog Analyst ²	1.1	2	2	2,197-2,651	53,176	59,448	
Assoc Budget Analyst	1	1	1	2,197-2,651	25,477	26,698	
Bus Service Off II	0.5	1	1	2,002-2,415	25,671	26,894	
Acctg Off-Supvr	0.3	1	1	1,827-2,197	22,264	23,304	

1900 PUBLIC EMPLOYEES RETIREMENT SYSTEM—Continued

ORGANIZATIONAL UNIT Classification	NUMBER OF POSITIONS			EXPENDITURES		
	Filled 1983-84	Authorized 1984-85	Proposed 1985-86	Actual 1983-84	Estimated 1984-85	Proposed 1985-86
				SALARY RANGE		
Acctg Off	0.9	1	1	1,827-2,197	24,792	25,968
Bus Service Off 1.....	0.5	1	1	1,827-2,197	21,924	22,944
Staff Services Analyst-Gen	4.2	5	5	1,407-2,197	119,123	124,180
Retirement Prog Specialist 1	0.5	-	-	1,407-2,197	-	-
Bus Services Asst	-	1	1	1,523-1,827	18,276	19,092
Materials & Stores Supvr 1	1	1	1	1,401-1,827	17,056	17,788
Property Clk 1	0.3	1	1	1,401-1,827	19,992	19,992
Accountant I - Specialist	1	1	1	1,401-1,827	19,992	19,992
Office Services Supvr II-Gen	1.3	2	2	1,358-1,768	35,645	37,156
Personnel Asst II	1	1	1	1,481-1,768	21,216	21,216
Editorial Techn	1	1	1	1,407-1,673	20,076	20,076
Mgt Services Techn	0.7	1	1	1,177-1,565	16,347	17,061
Office Techn-Gen	1	1	1	1,214-1,551	17,042	17,100
Office Services Supvr I-Gen	0.7	-	-	1,214-1,551	-	-
Office Techn-Typing	1.9	2	2	1,214-1,551	33,224	33,870
Personnel Asst 1	2.5	3	3	1,126-1,551	51,767	51,767
Stock Clk	1.5	1	1	1,168-1,486	16,404	16,404
Office Services Supvr I-Filing	3	3	3	1,214-1,425	50,430	51,126
Office Asst II-Typing ²	9	10	10	1,048-1,367	142,667	144,311
Acct Clk II	1	1	1	1,087-1,367	14,844	15,120
Mailing Mach Opr	1	1	1	1,135-1,321	15,852	15,852
Office Asst II-Gen	23	24	24	1,048-1,309	344,790	347,724
Office Asst I-Gen	0.2	-	-	944-1,087	-	-
Temporary Help ³	7	10.9	5.4	(83,513)	120,439	79,439
Overtime	-	-	-	(21,484)	14,898	14,898
Totals	80.5	90.9	85.4	\$1,508,233	\$1,715,698	\$1,704,836
Electronic Data Processing Services:						
DP Mgr IV	1	1	1	3,200-3,869	46,428	46,428
DP Mgr III	1	1	1	2,913-3,518	42,216	42,216
DP Mgr II	1.9	2	2	2,651-3,200	76,652	76,800
DP Mgr I	4	4	4	2,415-2,913	137,807	139,689
Staff Programmer Analyst	2.6	3	3	2,415-2,913	104,328	104,868
Staff DP Analyst	0.7	1	1	2,415-2,913	34,956	34,956
Assoc Systems Software Specialist	1	2	2	2,197-2,651	58,176	59,448
Assoc Programmer Analyst	14	12	12	2,197-2,651	364,056	371,990
Assoc DP Analyst	3.8	6	6	2,197-2,651	179,088	183,084
Assoc Govtl Prog Analyst	1.2	1	1	2,197-2,651	27,530	28,868
DP Techn Supvr II	1	1	1	2,098-2,529	29,664	30,348
Programmer II	3.9	2	2	1,827-2,197	51,837	52,728
Staff Services Analyst-Gen	2.5	2	2	1,407-2,197	49,407	51,444
Computer Operations Supvr 1	1	1	1	1,745-2,098	25,176	25,176
DP Techn Supvr I	0.2	1	1	1,745-2,098	23,304	24,408
Programmer I	2.3	4	4	1,407-1,827	83,757	86,407
Sr Computer Opr	0.5	2	2	1,462-1,745	38,750	40,558
Sr DP Techn	3.6	4	4	1,462-1,745	78,156	80,264
Key Data Supvr II	1	1	1	1,358-1,611	19,332	19,332
Sr Microfilm Techn	1	1	1	1,317-1,557	18,212	18,684
Computer Opr	3	2	2	1,198-1,523	32,164	32,872
DP Techn	4.1	5	5	1,198-1,523	86,238	87,608
Secty	1	1	1	1,236-1,512	17,448	17,448
Sr Word Processing Techn	1	1	1	1,260-1,486	17,832	17,832
Key Data Supvr 1	3	4	4	1,260-1,486	68,616	69,204
Office Asst II-Typing	1	1	1	1,048-1,367	13,339	13,774
Microfilm Techn 1	2.9	3	3	1,018-1,321	45,916	46,778
Word Processing Techn	2	2	2	1,048-1,309	31,073	31,416
Office Asst II-Gen	1	1	1	1,048-1,309	13,339	13,774
Key Data Opr ⁴	16.6	20	16	976-1,309	299,362	243,910
Asst Clk	0.1	-	-	832-950	-	-
Temporary Help	2.1	3.2	3.2	(41,724)	34,378	34,378
Overtime	-	-	-	(36,011)	22,745	22,745
Totals	86	95.2	91.2	\$1,983,331	\$2,171,282	\$2,149,435
Totals, Administration	235.7	259.1	248.6	\$5,611,976	\$6,267,088	\$6,249,903
Retirement Program						
Membership:						
Staff Services Mgr III	0.7	1	1	2,913-3,518	41,572	42,216
Staff Services Mgr I	2	2	2	2,415-2,913	67,657	69,237
Retirement Prog Spec II-Supvr	2	2	2	2,197-2,651	63,624	63,624
Retirement Prog Spec II-Tech	1.9	2	2	2,197-2,651	58,854	60,680
Assoc Govtl Prog Analyst	1	1	1	2,197-2,651	31,812	31,812
Retirement Prog Specialist 1	0.1	-	-	1,407-2,197	-	-
Office Services Supvr III-Gen	1	1	1	1,544-1,854	22,248	22,248
Supvng Prog Techn III-Retirement	0.2	-	-	1,544-1,854	-	-
Prog Techn III-Retirement	2.1	2	2	1,358-1,611	38,664	38,664
Supvng Prog Techn II-Retirement	6.6	7	7	1,358-1,611	129,561	132,507
Mgt Services Techn	0.8	1	1	1,177-1,565	18,417	18,738
Office Services Supvr I-Gen	0.1	-	-	1,214-1,551	-	-
Secty	1	1	1	1,236-1,512	17,271	17,448
Stock Clk	0.4	1	1	1,168-1,486	16,404	16,404
Prog Techn II-Retirement	22.4	24	24	1,214-1,425	401,534	406,648
Office Asst II-Typing	3.4	3	3	1,048-1,367	41,322	42,210
Acct Clk II	0.2	-	-	1,087-1,367	-	-
Office Asst II-Gen	13.4	11.5	11.5	1,048-1,309	161,577	164,565
Prog Techn I ⁵	8.1	10	8	1,126-1,309	149,108	124,099

1900 PUBLIC EMPLOYEES RETIREMENT SYSTEM—Continued

Classification	NUMBER OF POSITIONS			EXPENDITURES		
	Filled 1983-84	Authorized 1984-85	Proposed 1985-86	Actual 1983-84	Estimated 1984-85	Proposed 1985-86
				SALARY RANGE		
Word Processing Techn	0.8	2	2	1,048-1,309	29,405	30,276
Office Asst I-Typing	0.1	0.5	0.5	976-1,126	6,158	6,356
Office Asst I-Gen	1.4	2	2	944-1,087	24,001	24,765
Asst Clk ^b	0.4	8	5	832-950	85,260	55,105
Temporary Help	0.4	-	-	(5,404)	-	-
Overtime	-	-	-	(12,441)	14,773	14,773
Totals	70.5	82	77	\$1,211,307	\$1,419,222	\$1,382,375
Accounting And Reports Division:						
Staff Services Mgr III	1	1	1	2,913-3,518	42,216	42,216
Staff Services Mgr I	1	1	1	2,415-2,913	34,956	34,956
Assoc Adm Analyst	1	1	1	2,197-2,651	31,324	31,812
Retirement Prog Spec II-Tech	0.3	1	1	2,197-2,651	29,094	30,470
Govtl Auditor III	1	1	1	2,197-2,651	31,812	31,812
Sr Acctg Off-Supvr	4	5	5	2,197-2,651	157,840	159,060
Sr Acctg Off-Specialist	1	-	-	2,197-2,651	-	-
Govtl Auditor II	-	-	-	1,827-2,197	-	-
Acctg Off-Supvr	3.7	5	5	1,827-2,197	120,840	125,622
Acctg Off	3.9	4	4	1,827-2,197	102,162	103,884
Accountant I - Supvr	2.5	2	2	1,401-1,827	37,170	37,902
Accountant I - Specialist ²	8.9	12	12	1,401-1,827	221,610	228,353
Auditor I ²	1	1	1	1,407-1,673	18,768	19,614
Supvng Acct Clk I	1.8	2	2	1,358-1,611	37,619	38,364
Supvng Prog Techn II-Retirement	1	1	1	1,358-1,611	19,332	19,332
Office Services Supvr I-Typing	1	1	1	1,214-1,551	17,100	17,100
Acctg Techn	4.6	4	4	1,214-1,551	66,250	67,356
Sr Acct Clk	16.6	22	22	1,214-1,551	360,373	369,348
Secty	1	1	1	1,236-1,512	17,448	17,448
Prog Techn II-Retirement	6.4	7	7	1,214-1,425	115,205	116,966
Office Asst II-Typing	3.6	3	3	1,048-1,367	41,445	42,369
Acct Clk II	14.3	10	10	1,087-1,367	148,614	149,738
Office Asst II-Gen	0.4	1	1	1,048-1,309	14,172	14,568
Prog Techn I	2.2	3	3	1,126-1,309	44,902	46,015
Word Processing Techn	1	2	2	1,048-1,309	28,452	28,872
Temporary Help	1.4	1	1	(15,500)	14,053	14,053
Overtime	-	-	-	(83,602)	28,899	28,899
Totals	84.6	92	92	\$1,628,788	\$1,781,656	\$1,816,129
Benefits:						
Staff Services Mgr III	0.9	1	1	2,913-3,518	42,055	42,216
Staff Services Mgr II-Supvy	0.1	1	1	2,651-3,200	31,812	33,336
Staff Services Mgr I	3	3	3	2,415-2,913	104,058	104,868
Retirement Prog Spec II-Supvr	1	1	1	2,197-2,651	31,812	31,812
Retirement Prog Spec II-Tech	6.8	7	7	2,197-2,651	213,166	215,788
Assoc Govtl Prog Analyst	2	2	2	2,197-2,651	60,972	63,136
Retirement Prog Specialist I	0.6	1	1	1,407-2,197	18,960	19,845
Supvng Prog Techn III-Retirement	2.9	3	3	1,544-1,854	64,925	66,042
Office Services Supvr II-Gen	1	1	1	1,358-1,768	18,972	19,332
Prog Techn III-Retirement ²	7.8	9	9	1,358-1,611	167,254	169,952
Supvng Prog Techn II-Retirement	12.8	13	13	1,358-1,611	236,502	243,251
Mgt Services Techn	1	1	1	1,177-1,565	18,668	18,780
Prog Techn II-Retirement	42	52	52	1,214-1,425	842,927	866,304
Office Asst II-Typing	29.1	37	37	1,048-1,367	498,314	511,246
Acct Clk II	0.1	-	-	1,087-1,367	-	-
Office Asst II-Gen ¹	21.4	17	16	1,048-1,309	233,543	227,199
Prog Techn I ¹	22.2	22	21	1,126-1,309	332,742	323,697
Word Processing Techn	1.3	2	2	1,048-1,309	30,276	30,276
Office Asst I-Typing	0.9	1	1	976-1,126	12,156	12,546
Office Asst I-Gen ¹	2.1	2	1	944-1,087	23,754	12,156
Asst Clk	0.5	-	-	832-950	-	-
Temporary Help	3.2	-	-	(49,750)	-	-
Overtime	-	-	-	(20,279)	49,266	49,266
Totals	162.7	176	173	\$2,666,218	\$3,032,134	\$3,061,048
Field & Contract Services Division:						
Headquarters:						
Staff Services Mgr III	1	1	1	2,913-3,518	42,216	42,216
Staff Services Mgr II-Supvy	1.3	1	1	2,651-3,200	38,400	38,400
Staff Services Mgr I	1	1	1	2,415-2,913	34,956	34,956
Assoc Govtl Prog Analyst ¹	-	1	-	2,197-2,651	26,364	-
Retirement Prog Spec II-Tech	3.8	5	5	2,197-2,651	146,283	150,273
Retirement Prog Spec II-Supvr	0.9	1	1	2,197-2,651	27,530	28,868
Staff Services Analyst-Gen	0.3	1	1	1,407-2,197	18,027	18,825
Retirement Prog Specialist I ³	4.4	6	4	1,407-2,197	118,504	88,644
Mgt Services Techn	0.5	-	-	1,177-1,565	-	-
Office Techn-Typing	1.2	2	2	1,214-1,551	31,470	32,808
Office Services Supvr I-Typing	1	1	1	1,214-1,551	17,100	17,100
Prog Techn II-Retirement	2.9	3	3	1,214-1,425	49,685	50,546
Office Asst II-Typing	4.8	5	5	1,048-1,367	71,918	72,908
Prog Techn I-Retirement ¹	-	1	-	1,132-1,309	13,584	-
Office Asst II-Gen	0.1	-	-	1,048-1,309	-	-
Word Processing Techn	1	1	1	1,048-1,309	15,708	15,708
Temporary Help	0.1	0.1	0.1	(3,765)	1,444	1,444
Overtime	-	-	-	(858)	2,226	2,226
Totals	24.3	30.1	26.1	\$526,576	\$655,415	\$594,922

1900 PUBLIC EMPLOYEES RETIREMENT SYSTEM—Continued

1
2
3
4
5
6
7
8
9
10
11
12
13
14
15
16
17
18
19
20
21
22
23
24
25
26
27
28
29
30
31
32
33
34
35
36
37
38
39
40
41
42
43
44
45
46
47
48
49
50
51
52
53
54
55
56
57
58
59
60
61
62
63
64
65
66
67
68
69
70
71
72
73
74
75
76
77
78
79
80
81
82
83
84
85
86
87
88
89
90
91
92
93
94
95
96
97
98

ORGANIZATIONAL UNIT Classification	NUMBER OF POSITIONS			EXPENDITURES		
	Filled 1983-84	Authorized 1984-85	Proposed 1985-86	Actual 1983-84	Estimated 1984-85	Proposed 1985-86
Sacramento Area Office:				SALARY RANGE		
Staff Services Mgr II-Supvy	1	1	1	2,651-3,200	38,400	38,400
Retirement Prog Spec II-Tech	2.5	3	3	2,197-2,651	85,706	88,316
Retirement Prog Spec II-Supvr	1	1	1	2,197-2,651	27,530	28,868
Retirement Prog Specialist I	0.2	-	-	1,407-2,197	-	-
Supvng Prog Techn II-Retirement	1	1	1	1,358-1,611	17,832	18,612
Prog Techn III-Retirement	1.7	2	2	1,358-1,611	35,628	36,384
Prog Techn II-Retirement	1.2	2	2	1,214-1,425	33,620	34,200
Office Asst II-Typing	1.8	2	2	1,048-1,367	29,136	29,136
Prog Techn I	0.8	-	-	1,126-1,309	-	-
Temporary Help	0.1	0.5	0.5	(4,170)	5,919	5,919
Overtime	-	-	-	(5,902)	-	-
San Francisco Area Office:						
Staff Services Mgr II-Supvy	1	1	1	2,651-3,200	38,400	38,400
Retirement Prog Spec II-Supvr	1	1	1	2,197-2,651	28,868	30,234
Retirement Prog Spec II-Tech	3	3	3	2,197-2,651	95,436	95,436
Prog Techn III-Retirement	0.9	1	1	1,358-1,611	18,547	19,272
Office Techn-Typing	0.5	-	-	1,214-1,551	-	-
Prog Techn II-Retirement	2.5	3	3	1,214-1,425	49,212	50,604
Office Asst II-Typing	3	3	3	1,048-1,367	40,332	40,332
Office Asst I-Typing	-	1	1	976-1,126	12,156	12,546
Temporary Help	0.3	-	-	(5,442)	-	-
Los Angeles Area Office:						
Staff Services Mgr II-Supvy	1	1	1	2,651-3,200	38,400	38,400
Staff Services Mgr I	1	1	1	2,415-2,913	34,956	34,956
Retirement Prog Spec II-Supvr	2	2	2	2,197-2,651	63,624	63,624
Retirement Prog Spec II-Tech	5.6	6	6	2,197-2,651	181,990	184,648
Retirement Prog Specialist I	0.4	-	-	1,407-2,197	-	-
Prog Techn III-Retirement	1	1	1	1,358-1,611	19,332	19,332
Secty	1	1	1	1,236-1,512	17,448	17,448
Prog Techn II-Retirement	2.2	2	2	1,214-1,425	32,174	32,759
Office Asst II-Typing	3.8	3.5	3.5	1,048-1,367	49,932	49,932
Office Asst II-Gen	0.1	-	-	1,048-1,309	-	-
Prog Techn I	1.4	3	3	1,126-1,309	44,348	46,046
Temporary Help	0.1	-	-	(2,434)	-	-
San Diego Field Office:						
Retirement Prog Specialist I	1	1	1	1,407-2,197	23,574	24,696
Prog Techn III-Retirement	1	1	1	1,358-1,611	19,332	19,332
Office Techn-Typing	0.9	1	1	1,214-1,551	15,074	15,659
Office Asst II-Typing	0.1	-	-	1,048-1,367	-	-
San Bernardino Field Office:						
Retirement Prog Spec II-Supvr	1	1	1	2,197-2,651	29,892	31,324
Office Asst II-Typing	1.4	1.5	1.5	1,048-1,367	21,588	21,588
Santa Ana Field Office:						
Retirement Prog Spec II-Supvr	1	1	1	2,197-2,651	31,812	31,812
Office Techn-Typing	0.5	1	1	1,214-1,551	15,414	16,056
Prog Techn II-Retirement	1	1	1	1,214-1,425	16,404	17,100
Office Asst II-Typing	0.5	-	-	1,048-1,367	-	-
Totals	51.5	54.5	54.5	\$1,126,760	\$1,212,016	\$1,231,371
Contracts:						
Judges Retirement Function:						
Staff Services Mgr I	1	1	1	2,415-2,913	34,956	34,956
Acctg Off	0.9	1	1	1,827-2,197	24,024	25,176
Office Asst II-Typing	0.8	1	1	1,048-1,367	14,568	14,568
Acct Clk II	-	1	1	1,097-1,260	13,374	13,812
Overtime	-	-	-	(346)	-	-
Totals	2.7	4	4	\$67,848	\$86,922	\$88,512
Legislators Retirement Function:						
Staff Services Mgr I	1	1	1	2,415-2,913	34,956	34,956
Acctg Off	1	1	1	1,827-2,197	25,770	26,364
Totals	2	2	2	\$57,888	\$60,726	\$61,320
Volunteer Firefighters Function:						
Retirement Prog Spec II-Tech	1	1	1	2,197-2,651	31,812	31,812
Totals	1	1	1	\$30,912	\$31,812	\$31,812
Totals, Retirement Program	399.3	441.6	429.6	\$7,316,297	\$8,279,903	\$8,267,489
Health Benefits Program						
Staff Services Mgr III	0.8	1	1	2,913-3,518	41,894	42,216
Staff Services Mgr II-Supvy	1	1	1	2,651-3,200	38,400	38,400
Staff Services Mgr I	1	1	1	2,415-2,913	34,956	34,956
Gen Auditor III	2	2	2	2,197-2,651	63,624	63,624
Retirement Prog Spec II-Supvr	5	5	5	2,197-2,651	156,228	157,596
Retirement Prog Spec II-Tech	2	2	2	2,197-2,651	63,624	63,624
Retirement Prog Specialist I	4.4	5	5	1,407-2,197	114,240	118,344
Accountant I - Supvr	0.9	1	1	1,401-1,827	17,361	18,093
Supvng Prog Techn II-Retirement	2	2	2	1,358-1,611	36,863	37,879
Sr Acct Clk	1	1	1	1,214-1,551	16,230	16,926
Secty	0.9	1	1	1,236-1,512	15,349	16,012
Prog Techn II-Retirement	11.7	13	13	1,214-1,425	216,222	218,406
Statistical Clk	2	2	2	1,214-1,425	31,668	32,220
Office Asst II-Typing	1.4	1.5	1.5	1,048-1,367	21,324	21,852
Acct Clk II	0.8	1	1	1,087-1,367	13,774	14,260

1900 PUBLIC EMPLOYEES RETIREMENT SYSTEM—Continued

ORGANIZATIONAL UNIT Classification	NUMBER OF POSITIONS			EXPENDITURES		
	Filled 1983-84	Authorized 1984-85	Proposed 1985-86	Actual 1983-84	Estimated 1984-85	Proposed 1985-86
				SALARY RANGE		
Steno	1	1	1	1,029-1,339	15,396	15,396
Office Asst II-Gen	6.5	5	5	1,048-1,309	70,924	72,048
Word Processing Techn	1	1	1	1,048-1,309	14,568	15,120
Prog Techn I	0.1	-	-	1,126-1,309	-	-
Office Asst I-Gen	-	1.5	1.5	944-1,087	17,685	18,234
Temporary Help	1.7	1.1	1.1	(19,139)	12,325	12,325
Overtime	-	-	-	(351)	3,190	3,190
Totals	47.2	49.1	49.1	\$944,357	\$1,015,845	\$1,030,721
Social Security Program						
System Redesign Project						
Sr Programmer Analyst	1	1	1	2,651-3,200	38,400	38,400
Staff Programmer Analyst	0.6	1	1	2,415-2,913	34,146	34,956
Assoc Programmer Analyst	4.3	5	5	2,197-2,651	151,412	155,106
Assoc DP Analyst	0.8	-	-	2,197-2,651	-	-
DP Techn Supvr II	0.9	1	1	2,098-2,529	26,265	27,530
Programmer II	0.8	1	1	1,827-2,197	21,924	22,944
DP Techn Supvr I	0.1	-	-	1,745-2,098	-	-
Programmer I	0.8	1	1	1,407-1,827	20,076	20,076
Steno	1	1	1	1,029-1,339	12,738	13,158
Temporary Help	-	3.7	3.7	-	34,490	34,490
Overtime	-	-	-	(1,533)	7,311	7,311
Totals	10.3	14.7	14.7	\$272,941	\$346,762	\$353,971
TOTALS, AUTHORIZED POSITIONS						
Regular/Ongoing Positions	692.5	764.5	742	\$14,145,571	\$15,909,598	\$15,902,084
Temporary Help	670.3	742	725	13,617,475	15,517,646	15,551,132
Overtime	22.2	22.5	17	342,194	247,349	206,349
	-	-	-	185,902	144,603	144,603

¹ One position expires 6-30-85. (6 positions)

² One position expires 6-30-86. (7 positions)

³ 5.5 positions expire 6-30-85.

⁴ Four positions expire 6-30-85.

⁵ Two positions expire 6-30-85. (4 positions)

⁶ Three positions expire 6-30-85; two positions expire 6-30-86.

1920 STATE TEACHERS' RETIREMENT SYSTEM *

ORGANIZATIONAL UNIT	NUMBER OF POSITIONS			EXPENDITURES		
	Filled 1983-84	Authorized 1984-85	Proposed 1985-86	Actual 1983-84	Estimated 1984-85	Proposed 1985-86
Executive Office						
				SALARY RANGE		
Chief Counsel I	1	-	-	\$3,888-4,704	-	-
Chief Exec Off	1	1	1	4,486	\$60,000	\$60,000
C.E.A. III	1	1	1	3,357-4,464	53,568	53,568
C.E.A. II	0.9	-	-	3,052-4,057	-	-
Staff Counsel II	2	-	-	3,128-3,780	-	-
Staff Counsel I	1	-	-	2,845-3,440	-	-
Research Prog Spec II	1	-	-	2,651-3,200	-	-
Staff Mgt Auditor	1	1	1	2,415-2,913	34,956	34,956
Staff Services Mgr I	0.5	-	-	2,415-2,913	-	-
Assoc Mgt Auditor	1	1	1	2,197-2,651	31,812	31,812
Assoc DP Analyst	2	-	-	2,197-2,651	-	-
Research Analyst II-Gen	1	-	-	2,197-2,651	-	-
Ret Prog Spec II-Tech	0.5	-	-	2,197-2,651	-	-
Exec Secty II	0.4	1	1	1,512-1,809	21,148	21,708
Sr Legal Typist	0.4	-	-	1,331-1,729	-	-
Exec Secty I	0.6	-	-	1,389-1,653	-	-
Office Techn-Typing	2.1	-	-	1,214-1,551	-	-
Secty	0.8	1	1	1,236-1,512	17,448	17,448
Temporary Help	-	0.6	0.6	-	7,655	7,655
Totals	18.2	6.6	6.6	\$608,200	\$226,587	\$227,147
Legal Office:						
Chief Counsel I	-	1	1	3,888-4,704	54,430	56,182
Staff Counsel II	-	2	2	3,128-3,780	87,936	90,720
Staff Counsel I	-	1	1	2,845-3,440	39,992	41,280
Legal Counsel	-	1	1	2,051-2,591	29,440	31,092
Sr Legal Typist	-	2	2	1,331-1,729	34,656	37,848
Total	-	7	7	-	\$246,454	\$257,122
Totals, Executive Office	18.2	13.6	13.6	\$608,200	\$473,041	\$484,269
Program-Policy-Legislation Branch						
C.E.A. II	-	1	1	3,052-4,057	37,068	38,871
Research Prog Spec II	-	1	1	2,651-3,200	38,400	38,400
Staff Services Mgr I	-	1	1	2,415-2,913	34,146	34,956
Research Analyst II-Gen	-	1	1	2,197-2,651	31,812	31,812
Office Techn-Typing	-	1	1	1,214-1,551	16,404	17,100
Totals	-	5	5	-	\$157,830	\$161,139
Totals, Program-Policy-Legislation Branch	-	5	5	-	\$157,830	\$161,139

*The Salary Range and the amounts shown in 1984-85 and 1985-86 for this department do not reflect the 1984-85 fiscal year salary increase adjustment. This adjustment is reflected in the departmental Summary by Object of the Governor's Budget.

1920 STATE TEACHERS' RETIREMENT SYSTEM—Continued

ORGANIZATIONAL UNIT	NUMBER OF POSITIONS			EXPENDITURES		
	Classification	Filled 1983-84	Authorized 1984-85	Proposed 1985-86	Actual 1983-84	Estimated 1984-85
SALARY RANGE						
Operations Branch						
C.E.A. II	1	1	1	3,052-4,057	48,684	48,684
Staff Services Mgr I	1	-	-	2,415-2,913	-	-
Assoc DP Analyst	-	1	1	2,197-2,651	31,812	31,812
Office Techn-Typing	2	2	2	1,214-1,551	34,200	34,200
Management Analysis Section:						
Staff Services Mgr I	0.8	1	1	2,415-2,913	34,956	34,956
Ret Prog Spec II—Tech	1	1	1	2,197-2,651	31,812	31,812
Assoc Mgmt Analyst	-	2	2	2,197-2,651	54,000	63,624
Assoc DP Analyst	0.6	-	-	2,197-2,651	-	-
Staff Services Analyst	1.4	1	1	1,407-2,197	22,944	26,364
Ret Prog Spec I	1	-	-	1,407-2,197	-	-
Totals	8.8	9	9	\$248,528	\$258,408	\$271,452
Member Services Division:						
Div Chief	0.5	1	1	2,778-3,357	33,336	40,284
Staff Services Mgr I	1.9	2	2	2,415-2,913	69,912	69,912
Ret Prog Spec I	0.6	-	-	1,407-2,197	-	-
Office Techn-Typing	1	-	-	1,214-1,551	-	-
Calculations Section:						
Ret Prog Spec II-Supvr	1.9	1	1	2,197-2,651	31,812	31,812
Ret Prog Spec II-Tech	1	-	-	2,197-2,651	-	-
Ret Prog Spec I	5.1	1	1	1,407-2,197	25,770	26,364
Office Services Supvr II-Gen	1.6	1	1	1,358-1,768	19,332	19,332
Prog Techn III	1.2	2	2	1,358-1,611	38,664	38,664
Supvng Acct Clk I	2.2	4	4	1,358-1,611	72,640	77,328
Office Techn-Gen	1	1	1	1,214-1,551	17,100	17,100
Sr Acct Clk	1.8	1	1	1,214-1,551	17,100	17,100
Prog Techn II	14.1	19	19	1,214-1,425	311,038	325,494
Acct Clk II	4.8	4	4	1,087-1,367	60,388	60,480
Office Asst II-Typing	1	-	-	1,048-1,367	-	-
Prog Techn I	1.8	1	1	1,126-1,309	15,708	15,708
Disability Section:						
Ret Prog Spec II—Supvr	-	1	1	2,197-2,651	27,530	31,812
Ret Prog Spec II—Tech	-	1	1	2,197-2,651	31,812	31,812
Ret Prog Spec I	-	4	4	1,407-2,197	97,635	105,456
Mgmt Services Techn	-	1	1	1,177-1,565	18,780	18,780
Office Techn—Typing	-	1	1	1,214-1,551	16,810	17,100
Office Asst II—Typing	-	1	1	1,048-1,367	14,568	14,568
Records, Info. & Control Section:						
Ret Prog Spec II-Supvr	2	1	1	2,197-2,651	31,812	31,812
Office Services Supvr III-Gen	1	1	1	1,544-1,854	22,248	22,248
Office Services Supvr II-Gen	2.9	1	1	1,358-1,768	18,729	19,569
Supvng Prog Techn II-Ret	0.8	1	1	1,358-1,611	16,296	19,332
Prog Techn III-Ret	0.3	-	-	1,358-1,611	-	-
Sr Microfilm Techn	0.8	1	1	1,317-1,557	18,566	18,684
Office Services Supvr I-Gen	5.8	6	6	1,214-1,551	100,102	102,600
Sr Acct Clk	1	1	1	1,214-1,551	17,100	17,100
Sr Word Processing Techn	1	1	1	1,260-1,486	17,832	17,832
Prog Techn II	8.7	4	4	1,214-1,425	60,804	17,100
Office Services Supvr I-Filing	1.5	1	1	1,214-1,425	17,100	17,100
Office Asst II-Typing	8.9	7	7	1,048-1,367	101,932	101,976
Acct Clk II	8	7	7	1,087-1,367	102,302	105,840
Microfilm Techn I	5.4	6	6	1,018-1,321	91,672	95,112
Office Asst II-Gen	12.3	16	16	1,048-1,309	217,294	233,681
Word Processing Techn	3.8	4	4	1,048-1,309	62,832	62,832
Office Asst I-Gen ²	7.1	11	6	944-1,087	132,141	78,264
Public Service Section:						
Ret Prog Spec II—Supvr	-	1	1	2,197-2,651	29,778	31,812
Office Services Supvr II—Gen	-	2	2	1,544-1,854	38,364	38,664
Prog Techn II	-	8	8	1,214-1,425	132,624	136,800
Acct Clk II	-	1	1	1,087-1,367	15,074	15,120
Office Asst II—Gen	-	2	2	1,048-1,309	27,236	29,136
Temporary Help	1.5	2	2	22,377	24,584	24,584
Overtime	-	-	-	137,242	10,590	10,590
Totals	114.3	132	124	\$2,022,254	\$2,226,947	\$2,206,894
External Operations Division:						
Div Chief	1	1	1	2,778-3,357	40,284	40,284
Staff Services Mgr I	1	1	1	2,415-2,913	34,956	34,956
Ret Prog Spec II-Tech	0.9	-	-	2,197-2,651	-	-
Office Techn-Typing	0.9	1	1	1,214-1,551	17,100	17,100
Reporting Section:						
Ret Prog Spec II-Supvr	2	2	2	2,197-2,651	63,624	63,624
Prog Techn III	2	2	2	1,358-1,611	37,164	38,664
Office Services Supvr I-Gen	3.9	4	4	1,214-1,551	67,008	68,400
Prog Techn II	1	1	1	1,214-1,425	17,100	17,100
Office Asst II-Typing	0.3	-	-	1,048-1,367	-	-
Acct Clk II	12.6	13	13	1,087-1,367	195,460	196,685
Office Asst II-Gen	1	2	2	1,048-1,309	26,136	29,136
Office Asst I-Gen	2.1	2	2	944-1,087	24,088	24,861

1920 STATE TEACHERS' RETIREMENT SYSTEM—Continued

ORGANIZATIONAL UNIT	NUMBER OF POSITIONS			EXPENDITURES		
	Filled 1983-84	Authorized 1984-85	Proposed 1985-86	Actual 1983-84	Estimated 1984-85	Proposed 1985-86
External Liaison Section:				SALARY RANGE		
Ret Prog Spec II-Supvr	1	1	1	2,197-2,651	30,836	31,812
Prog Techn III	2	2	2	1,358-1,611	38,664	38,664
Office Asst II-Typing	1	1	1	1,048-1,367	14,568	15,120
Santa Ana Office:						
Ret Prog Spec II-Supvr	1	1	1	2,197-2,651	31,812	31,812
Ret Prog Spec I	1	1	1	1,407-2,197	26,166	26,364
Prog Techn III	0.7	1	1	1,358-1,611	18,352	19,332
Office Techn-Typing	1	1	1	1,214-1,551	17,100	17,100
Client Information Section:						
Ret Prog Spec II-Tech	-	1	1	2,197-2,651	31,812	31,812
Temporary Help	0.4	-	-	6,239	-	-
Overtime	-	-	-	-	4,876	4,876
Totals	36.8	38	38	\$690,920	\$737,158	\$747,702
Data Processing Division:						
DP Mgr III	0.5	1	1	2,913-3,518	42,216	42,216
Div Chief	0.5	-	-	2,778-3,357	-	-
DP Mgr I	1	1	1	2,415-2,913	34,956	34,956
Staff DP Analyst	1	1	1	2,415-2,913	34,956	34,956
Assoc Systems Software Specialist	1	1	1	2,197-2,651	31,812	31,812
Assoc Programmer Analyst	5.6	3	3	2,197-2,651	112,798	118,216
Assoc DP Analyst	1.4	2	2	2,197-2,651	63,624	63,624
Programmer II	3.9	2	2	1,827-2,197	45,308	52,728
Computer Operations Supvr I	1	1	1	1,745-2,098	25,176	25,176
Programmer I	5.5	5	5	1,407-1,827	101,918	109,620
Sr Computer Opr	1	1	1	1,462-1,745	21,356	21,356
Sr DP Techn	2	2	2	1,462-1,745	36,711	41,880
Key Data Supvr II	1	1	1	1,358-1,611	19,332	19,332
Office Techn-Typing	0.9	1	1	1,214-1,551	17,100	17,100
Computer Opr	1.9	2	2	1,198-1,523	36,145	36,552
DP Techn	3.9	3	3	1,198-1,523	53,030	54,828
Key Data Opr	6.5	5	5	976-1,309	86,394	86,394
On-Line Project:						
DP Mgr I	-	1	1	2,415-2,913	34,956	34,956
Staff DP Analyst	-	1	1	2,415-2,913	33,606	34,956
Assoc Programmer Analyst	-	4	4	2,197-2,651	124,416	127,248
Programmer II	-	3	3	1,827-2,197	71,055	74,418
Temporary Help	0.4	1	1	6,529	11,942	11,942
Overtime	-	-	-	5,702	25,184	25,184
Totals	39	42	42	\$865,524	\$1,063,991	\$1,099,450
Totals, Operations Branch	198.9	221	213	\$3,827,226	\$4,286,504	\$4,325,498
Finance & Administration Branch						
C.E.A. II	1	1	1	3,052-4,057	37,364	39,185
Office Techn-Typing	1	1	1	1,214-1,551	17,100	17,100
Totals	2	2	2	\$55,612	\$54,464	\$56,285
Management Services Division:						
Div Chief	0.7	1	1	2,778-3,357	40,284	40,284
Office Techn-Typing	0.8	1	1	1,214-1,551	16,230	17,100
Office Asst II-Typing	0.3	-	-	1,048-1,367	-	-
Budget & Support Accounting Section:						
Staff Services Mgr I	0.7	1	1	2,415-2,913	33,876	34,956
Assoc Budget Analyst	1	1	1	2,197-2,651	31,812	31,812
Acctg Off.	1	1	1	1,827-2,197	26,364	26,364
Acctg Techn	1	1	1	1,214-1,551	17,100	17,100
Acct Clk II	0.9	1	1	1,087-1,367	13,374	15,120
Personnel Section:						
Staff Services Mgr I	1	1	1	2,415-2,913	34,956	34,956
Trng Off I	0.9	1	1	2,197-2,651	27,636	31,812
Staff Services Analyst-Gen	0.9	1	1	1,407-2,197	26,364	26,364
Personnel Asst II	1	1	1	1,481-1,768	21,216	21,216
Personnel Asst I	1.4	2	2	1,126-1,551	32,196	37,324
Acct Clk II	1	-	-	1,087-1,367	-	-
Support Services Section:						
Assoc Mgt Analyst	1.5	2	2	2,197-2,651	58,176	63,624
Retirement Prog Spec II-Tech	1	1	1	2,197-2,651	31,812	31,812
Bus Service Off I	1	1	1	1,827-2,197	26,364	26,364
Mgt Services Techn	1	1	1	1,177-1,565	17,610	18,780
Office Services Supvr I-Gen	0.8	1	1	1,214-1,551	17,100	17,100
Stock Clk	0.9	1	1	1,168-1,486	14,614	16,404
Office Asst II-Gen ³	2.8	5	5	1,048-1,309	67,646	73,041
Office Asst I-Gen	0.2	1	1	944-1,087	11,848	13,144
Temporary Help	0.5	0.1	0.1	6,785	1,803	1,803
Overtime	-	-	-	9,306	6,227	6,227
Totals	22.3	26.1	26.1	\$492,101	\$574,608	\$602,707
Accounting Division:						
Div Chief	0.7	1	1	2,778-3,357	40,284	40,284
Acctg Administrator I	1	1	1	2,415-2,913	34,956	34,956
Office Techn-Typing	0.8	1	1	1,214-1,551	16,288	17,100
Office Asst II-Typing	0.2	-	-	1,048-1,367	-	-

1920 STATE TEACHERS' RETIREMENT SYSTEM—Continued

ORGANIZATIONAL UNIT Classification	NUMBER OF POSITIONS			EXPENDITURES		
	Filled 1983-84	Authorized 1984-85	Proposed 1985-86	Actual 1983-84	Estimated 1984-85	Proposed 1985-86
Control & Cash Receipts:				SALARY RANGE		
Sr Acctg Off-Supvr	0.6	1	1	2,197-2,651	31,812	31,812
Acctg Off-Supvr	1	1	1	1,827-2,197	22,094	26,364
Accountant I - Spec	0.9	1	1	1,401-1,827	17,897	19,992
Sr Acct Clk	1	1	1	1,214-1,551	17,100	17,100
Acctg Techn	1.8	2	2	1,214-1,551	31,668	34,200
Account Clk II	1	1	1	1,087-1,367	15,120	15,120
Investment Accounting:						
Sr Acctg Off-Supvr	1	1	1	2,197-2,651	31,812	31,812
Acctg Off-Supvr ⁴	0.4	2	2	1,827-2,197	45,948	52,728
Acctg Off-Spec ⁵	1.4	3	3	1,827-2,197	70,977	79,092
Accountant I - Specialist	0.8	1	1	1,401-1,827	16,812	19,992
Accountant Trainee ⁶	0.3	1	1	1,467-1,673	20,076	20,076
Acctg Techn ⁶	0.4	1	1	1,214-1,551	16,172	17,100
Word Processing Techn ⁶	-	1	1	1,038-1,409	12,744	15,708
Disbursements-Receiveable-Payable:						
Sr Acctg Off-Supvr	0.8	1	1	2,197-2,651	31,812	31,812
Acctg Off-Supvr	0.8	1	1	1,827-2,197	23,664	26,364
Accountant I - Specialist	2	2	2	1,401-1,827	39,030	40,084
Sr Acct Clk	1	1	1	1,214-1,551	17,100	17,100
Acctg Techn	1.9	2	2	1,214-1,551	33,330	34,200
Acct Clk II	2.9	2	2	1,087-1,367	30,240	30,240
Field Audits:						
Acctg Administrator I	1	1	1	2,415-2,913	34,956	34,956
Gen Auditor II	2	2	2	1,827-2,197	51,348	52,728
Tax Sheltered Annuity:						
Acctg Off-Spec	1	-	-	1,827-2,197	-	-
Accountant Trainee	0.3	1	1	1,467-1,673	18,512	20,076
Temporary Help	-	-	-	211	-	-
Overtime	-	-	-	25,826	26,648	26,648
Totals	27	33	33	\$592,930	\$748,400	\$787,644
Totals, Finance & Administration Branch	51.3	61.1	61.1	\$1,140,643	\$1,377,472	\$1,446,636
Investment Branch						
Staff Services Mgr II-Supvry	0.6	1	1	2,651-3,200	38,400	38,400
Assoc Govtl Program Analyst	1.4	2	2	2,197-2,651	60,386	63,624
Mgmt Services Techn	-	1	1	1,177-1,565	18,780	18,780
Office Techn-Typing	-	1	1	1,214-1,551	14,568	17,100
Sr Steno	-	1	1	1,236-1,512	14,832	17,448
Secty	0.7	1	1	1,236-1,512	17,448	17,448
Office Asst II-Typing	0.7	1	1	1,048-1,367	14,348	15,120
Steno	0.3	2	2	1,029-1,339	28,107	30,792
Overtime	-	-	-	235	-	-
Totals, Investment Branch	3.7	10	10	\$86,809	\$206,869	\$218,712
TOTALS, AUTHORIZED POSITIONS	273	310.7	302.7	\$5,708,434	\$6,501,716	\$6,636,254
Regular/Ongoing Positions	269.3	307	299	5,442,097	6,382,907	6,516,745
Temporary Help	3.7	3.7	3.7	87,697	45,984	45,984
Overtime	-	-	-	178,640	73,525	73,525

¹ Three positions to expire 6-30-85.² Five positions to expire 6-30-85.³ Two positions to expire 6-30-86.⁴ Two positions to expire 6-30-86.⁵ Three positions to expire 6-30-86.⁶ Three positions to expire 6-30-86.

1950 DEPARTMENT OF VETERANS AFFAIRS *

Administration	SALARY RANGE					
Director	1	1	1	\$60,000	\$60,000	\$60,000
Staff Counsel III	1	1	1	3,602-4,360	52,320	52,320
Chief Dep Director	1	1	1	4,077-4,274	51,288	51,288
Dep Director	0.8	1	1	4,077-4,274	51,288	51,288
Staff Counsel II	0.9	1	1	3,128-3,780	41,119	43,062
Staff Counsel I	0.1	-	-	2,845-3,440	-	-
Fiscal Off II	1	1	1	2,651-3,200	38,400	38,400
Labor Relations Specialist II	0.8	1	1	2,651-3,200	31,812	33,336
Staff Services Mgr I	1.7	2	2	2,415-2,913	69,777	69,912
Sr Acctg Off-Supvr	1	1	1	2,197-2,651	31,812	31,812
Assoc Personnel Analyst	0.8	1	1	2,197-2,651	28,644	30,006
Assoc Govtl Prog Analyst	0.1	-	-	2,197-2,651	-	-
Legal Counsel	-	1	1	2,360-2,591	29,104	30,497
Bus Service Off II	0.8	1	1	2,002-2,415	28,980	28,980
Adm Asst I	0.2	1	1	1,827-2,303	22,179	23,214
Staff Services Analyst-Gen	1.1	1	1	1,407-2,197	23,844	24,984
Asst Info Off	1	1	1	1,827-2,197	23,934	25,080
Materials & Stores Supvr I	1	1	1	1,401-1,827	19,992	19,992

*The Salary Range and the amounts shown in 1984-85 and 1985-86 for this department do not reflect the 1984-85 fiscal year salary increase adjustment. This adjustment is reflected in the departmental Summary by Object of the Governor's Budget.

1950 DEPARTMENT OF VETERANS AFFAIRS—Continued

ORGANIZATIONAL UNIT	NUMBER OF POSITIONS			EXPENDITURES		
	Classification	Filled 1983-84	Authorized 1984-85	Proposed 1985-86	Actual 1983-84	Estimated 1984-85
SALARY RANGE						
Accountant I - Specialist	1	1	1	1,401-1,827	19,317	19,992
Exec Secty II	0.8	-	-	1,512-1,809	-	-
Personnel Asst II	1	1	1	1,481-1,768	20,214	21,074
Sr Legal Typist	1	1	1	1,331-1,729	18,924	18,924
Exec Secty I	0.9	1	1	1,389-1,653	18,618	19,434
Mgt Services Techn	0.9	1	1	1,177-1,565	18,092	18,668
Office Services Supvr I-Typing	0.7	-	-	1,214-1,551	-	-
Office Techn-Cen	0.3	1	1	1,214-1,551	16,230	16,926
Personnel Asst I	0.2	-	-	1,126-1,551	-	-
Acctg Techn	1.1	2	2	1,214-1,551	33,794	34,200
Legal Typist	-	1	1	1,191-1,517	16,600	16,740
Secty	2	2	2	1,236-1,512	34,896	34,896
Stock Clk	1	1	1	1,168-1,486	15,708	16,404
Composing Techn I	1	1	1	1,214-1,425	17,100	17,100
Office Asst II-Typing	0.8	1	1	1,048-1,367	14,568	14,568
Acct Clk II	1	1	1	1,087-1,367	15,120	15,120
Office Asst II-Cen	2	2	2	1,048-1,309	28,828	29,136
California Veterans Board:						
Bd Members (7) per diem	-	-	-	50/day	25,000	25,000
Asst To Bd	1	1	1	2,542-2,664	31,968	31,968
Temporary Help	1.2	1.2	1.2	(3,354)	20,168	20,168
Intermittent Help	0.2	0.5	0.5	-	6,688	6,688
Overtime	-	-	-	(2,317)	2,705	2,705
Totals	32.4	36.7	36.7	\$815,042	\$979,031	\$993,882
Division Of Veteran Services						
C.E.A. I	1	1	1	2,778-3,690	44,280	44,280
Assoc Covtl Prog Analyst	0.6	-	-	2,197-2,651	-	-
Veterans Claims Rep III	2.4	4	4	2,150-2,591	115,620	118,176
Veterans Claims Rep II	8	8	8	1,912-2,303	216,664	219,321
Special Rep	0.7	1	1	2,039-2,243	26,916	26,916
Staff Services Analyst-Cen	-	1	1	1,407-2,197	26,364	26,364
Veterans Claims Rep I	3	4	4	1,407-1,827	79,782	82,457
Office Services Supvr II-Cen	0.4	1	1	1,358-1,768	16,296	17,052
Office Services Supvr I-Typing	1	1	1	1,214-1,551	17,100	17,100
Office Services Supvr I-Cen	1	1	1	1,214-1,551	17,100	17,100
Secty	1	1	1	1,236-1,512	17,271	17,448
Sr Steno	1	1	1	1,236-1,512	17,448	17,448
Office Asst II-Typing	9	10	10	1,048-1,367	145,746	146,166
Bookkeeping Mach Opr I	0.6	-	-	1,048-1,309	-	-
Office Asst I-Cen	0.3	1	1	944-1,087	11,877	12,252
Totals	30	35	35	\$637,595	\$752,464	\$762,080
Division Of Farm And Home Purchases Administration:						
C.E.A. II	2	2	2	3,052-4,057	77,230	80,960
DP Mgr III	0.1	-	-	2,913-3,518	-	-
Supvng Property Agent	3	4	4	2,913-3,518	160,799	163,272
Farm And Home Loan Coordinator	0.7	1	1	3,069-3,216	38,592	38,592
Sr DP Analyst	0.5	-	-	2,651-3,200	-	-
DP Mgr II	0.2	1	1	2,651-3,200	35,373	37,068
Sr Property Agent	3.2	5	5	2,651-3,200	180,927	185,811
Staff Services Mgr II-Suprvy	1	1	1	2,651-3,200	38,400	38,400
DP Mgr I	0.1	2	2	2,415-2,913	68,427	69,912
Staff Programmer Analyst	2	2	2	2,415-2,913	69,912	69,912
Staff DP Analyst	0.2	-	-	2,415-2,913	-	-
Staff Services Mgr I	1.9	2	2	2,415-2,913	69,777	69,912
Assoc DP Analyst	1.1	4	4	2,197-2,651	119,680	122,382
Assoc Programmer Analyst	6.6	5	5	2,197-2,651	159,060	159,060
Assoc Property Agent	5.7	6	6	2,197-2,651	176,638	182,324
Assoc Personnel Analyst	0.2	1	1	2,197-2,651	31,812	31,812
Assoc Mgt Analyst	1.9	-	-	2,197-2,651	-	-
Assoc Budget Analyst	0.9	1	1	2,197-2,651	27,000	28,308
Legal Counsel	1	-	-	2,051-2,591	-	-
Adm Asst I	0.5	-	-	1,827-2,303	-	-
Programmer II	3.3	4	4	1,827-2,197	98,136	102,795
Acctg Off-Supvr	1	1	1	1,827-2,197	25,572	26,364
Asst Property Agent	1.2	1	1	1,827-2,197	24,600	25,770
Staff Services Analyst-Cen	4.2	4	4	1,407-2,197	88,011	90,324
Office Services Supvr II-Cen	1	1	1	1,358-1,768	19,332	19,332
Sr DP Techn	2	2	2	1,462-1,745	41,880	41,880
Exec Secty I	0.6	1	1	1,389-1,653	19,836	19,836
Supvng Prog Techn II	1.8	2	2	1,358-1,611	38,195	38,664
Prog Techn III	0.1	-	-	1,358-1,611	-	-
Mgt Services Techn	1	1	1	1,177-1,565	16,573	17,305
Office Services Supvr I-Cen	0.2	-	-	1,214-1,551	-	-
Office Techn Typing	2.9	3	3	1,214-1,551	50,798	51,300
Office Services Supvr I-Typing	1	1	1	1,214-1,551	17,100	17,100
DP Techn	3.8	4	4	1,198-1,523	65,254	67,937
Legal Typist	1	-	-	1,191-1,517	-	-
Secty	1	1	1	1,236-1,512	17,448	17,448
Supvng Prog Techn I	0.8	1	1	1,260-1,486	16,984	17,710
Stock Clk	0.1	1	1	1,168-1,486	14,348	14,890
Key Data Supvr I	1	1	1	1,260-1,486	17,832	17,832

1950 DEPARTMENT OF VETERANS AFFAIRS—Continued

ORGANIZATIONAL UNIT	NUMBER OF POSITIONS			EXPENDITURES		
	Classification	Filled 1983-84	Authorized 1984-85	Proposed 1985-86	Actual 1983-84	Estimated 1984-85
SALARY RANGE						
Office Services Supvr I-Cashiering	1	1	1	1,214-1,425	16,752	17,100
Office Services Supvr I-Filing	0.7	1	1	1,214-1,425	15,280	15,907
Prog Techn II	4.6	6	6	1,214-1,425	92,301	96,024
Office Asst II-Typing	9.1	9	9	1,048-1,367	127,237	129,857
Steno	1.9	2	2	1,029-1,339	28,134	28,554
Microfilm Techn I	3.9	4	4	1,018-1,321	61,477	62,940
Office Asst II-Gen	1.9	—	—	1,048-1,309	—	—
Word Processing Techn	2.9	3	3	1,048-1,309	45,534	46,683
Key Data Opr	2.8	3	3	976-1,309	47,124	47,124
Prog Techn I	6.2	8	8	1,126-1,309	117,769	121,679
Office Asst II-Cashiering	0.9	1	1	1,048-1,214	14,568	14,568
Office Asst I-Gen	0.4	2	2	944-1,087	23,667	24,408
Intermittent Help	4.4	4	4	(61,663)	60,657	60,657
Temporary Help	3.9	4	4	(62,131)	70,492	70,492
Overtime	—	—	—	(6,000)	12,566	12,566
District Offices:						
Sr Property Agent	12.7	11	11	2,651-3,200	411,384	415,512
Assoc Property Agent	46.2	51	51	2,197-2,651	1,553,926	1,579,288
Asst Property Agent	8.4	8	8	1,827-2,197	194,313	201,840
Office Services Supvr II-Gen	0.2	—	—	1,358-1,768	—	—
Supvng Prog Techn II	12.3	12	12	1,358-1,611	206,395	214,793
Jr Property Agent	5.6	6	6	1,407-1,596	112,544	114,822
Office Services Supvr I-Gen	0.1	—	—	1,214-1,551	—	—
Office Techn-Typing	0.1	—	—	1,214-1,551	—	—
Office Services Supvr I-Typing	0.1	—	—	1,214-1,551	—	—
Acetg Techn	0.2	1	1	1,214-1,551	14,706	15,267
Sr Steno	0.1	—	—	1,236-1,512	—	—
Prog Techn II	37	36	36	1,214-1,425	570,617	587,578
Office Asst II-Typing	7	9	9	1,048-1,367	124,080	127,338
Steno	0.6	1	1	1,029-1,339	14,292	14,292
Prog Techn I	8.2	6	6	1,126-1,309	84,932	88,103
Office Asst I-Typing	—	4	4	976-1,126	48,624	50,184
Temporary Help	2.8	8.9	8.9	(31,249)	78,161	78,161
Overtime	—	—	—	(26,994)	12,566	12,566
Totals	247	267.9	267.9	\$5,387,937	\$5,985,624	\$6,112,515
Veterans Home Of California						
Administration:						
Administrator	1	1	1	3,534-4,274	51,288	51,288
Mgr-Prog Services	—	1	1	2,913-3,518	34,956	36,624
Sr Architect	1	1	1	2,717-3,279	39,348	39,348
Mgr-Support Services	1	1	1	2,651-3,200	38,400	38,400
Architectural Asst	1	1	1	1,959-2,360	26,507	27,775
Exec Secty I	1	1	1	1,389-1,653	19,836	19,836
Secty	1	1	1	1,236-1,512	17,448	17,448
Steno	1	1	1	1,029-1,339	15,396	15,396
Quality Assurance:						
Hospital Health & Safety Coordinator	0.5	1	1	2,197-2,651	31,812	31,812
Registered Nurse II	1	2	2	—	49,224	49,224
Supvng Nurse II	0.5	1	1	2,051-2,472	28,992	29,664
Staff Services Analyst Gen	1	1	1	1,407-2,197	16,884	17,604
Office Techn	0.3	1	1	1,214-1,551	17,100	17,100
Social Service:						
Supvng Psychiatric Social Worker I	1	1	1	2,002-2,415	28,980	28,980
Psychiatric Social Worker	5.9	7.5	7.5	1,827-2,197	186,715	189,270
Social Work Assoc	0.9	1	1	1,407-1,673	20,076	20,076
Secty	1	1	1	1,236-1,512	17,153	17,448
Security-fire Protection:						
Chief Fire Fighter-Security Guard	0.8	1	1	2,018-2,431	24,216	25,356
Supvng Fire Fighter-Security Guard	3	3	3	1,840-2,215	79,434	79,740
Fire Fighter-Security Guard	5.4	4	4	1,679-2,018	96,864	96,864
Fire Fighter-Security Guard-(Intermit- tent)	—	1	1	1,679-2,018	19,563	19,563
Laundry Section:						
Supvr-Envirntrl Sanitation	1	1	1	2,051-2,472	29,664	29,664
Laundry Supvr II	0.9	1	1	1,491-1,959	19,122	20,016
Seamer	1.7	2	2	1,265-1,630	32,914	34,366
Laundry Supvr I	1	1	1	1,265-1,630	16,182	16,878
Laundry Worker	3.5	3	3	1,135-1,437	47,556	47,556
Asst Seamer	0.2	—	—	1,095-1,376	—	—
Launderer	13.8	14	14	1,095-1,376	212,910	213,192
Laundry Worker Asst	0.2	—	—	1,018-1,269	—	—
Launderer Asst	0.8	1	1	1,018-1,269	12,618	13,032
Maint-Service Occupational Trainee	—	3	3	945-974	34,542	35,622
Sanitation Section:						
Janitor Supvr III	1	1	1	1,342-1,745	19,092	19,092
Janitor Supvr II	0.6	2	2	1,239-1,591	32,808	34,208
Window Cleaner	2	2	2	1,288-1,523	35,271	36,003
Janitor Supvr I	3	2	2	1,114-1,407	29,730	30,384
Office Asst II-Typing	0.9	1	1	1,048-1,367	13,774	14,260
Janitor	35.6	40	40	1,038-1,294	553,615	562,362
Dietetic Counseling:						
Director Of Dietetics	1	1	1	2,197-2,651	31,812	31,812
Asst Director Of Dietetics	1	1	1	1,827-2,197	26,364	26,364
Food Administrator I	2	2	2	1,706-2,051	49,224	49,224

1950 DEPARTMENT OF VETERANS AFFAIRS—Continued

ORGANIZATIONAL UNIT	NUMBER OF POSITIONS			EXPENDITURES			
	Classification	Filled 1983-84	Authorized 1984-85	Proposed 1985-86	Actual 1983-84	Estimated 1984-85	Proposed 1985-86
					SALARY RANGE		
1 Clinical Dietitian	3	3	3	1,591-1,912	64,920	66,354	
10 Dietary:							
11 Food Service Supvr II	1	1	1	1,371-1,786	19,560	19,560	
12 Food Service Supvr I	4	4	4	1,222-1,565	68,793	68,976	
13 Food Service Worker II	4.3	4	4	1,095-1,376	60,128	60,677	
14 Office Asst II-Typing	0.9	1	1	1,048-1,367	14,568	14,568	
15 Acct Clk II	1	1	1	1,087-1,367	15,120	15,120	
16 Steno	1	1	1	1,029-1,339	14,382	14,926	
17 Food Service Worker I	52.1	54.5	54.5	1,018-1,269	738,854	749,242	
18 Kitchen:							
19 Supvng Cook II	1	1	1	1,557-2,051	22,416	22,416	
20 Supvng Cook I	3	3	3	1,371-1,786	58,680	58,680	
21 Cook II	13.9	14	14	1,265-1,630	250,488	250,488	
22 Stock Clk	1.6	3	3	1,168-1,486	46,300	47,422	
23 Cook I	9.7	10	10	1,135-1,437	157,505	158,260	
24 Mess Hall:							
25 Food Service Supvr I	2	2	2	1,222-1,565	34,488	34,488	
26 Food Service Worker II	1.5	2	2	1,095-1,376	30,456	30,456	
27 Food Service Worker I	26.4	28.5	28.5	1,018-1,269	395,730	398,836	
28 Purchasing:							
29 Hosp Gen Services Administrator II ..	1	1	1	2,197-2,651	31,812	31,812	
30 Office Services Supvr I-Cen	0.2	-	-	1,214-1,551	-	-	
31 Office Techn-Cen	0.8	1	1	1,214-1,551	17,100	17,100	
32 Office Asst II-Typing	1.7	2.5	2.5	1,048-1,367	35,342	35,936	
33 Stores:							
34 Materials & Stores Supvr II	1	1	1	1,591-2,098	22,944	22,944	
35 Warehouse Worker	0.6	1	1	1,401-1,666	17,239	17,971	
36 Property:							
37 Property Clk II	0.7	1	1	1,591-2,098	21,904	22,712	
38 Office Asst II-Typing	1	1	1	1,048-1,367	14,568	14,568	
39 Office Asst II-Cen	1	1	1	1,048-1,309	14,568	14,568	
40 Plant Services Administration:							
41 Chief - Plant Operation III	1	1	1	2,450-2,954	35,448	35,448	
42 Office Techn-Cen	0.2	1	1	1,214-1,551	17,100	17,100	
43 Office Asst II-Typing	1	1	1	1,048-1,367	14,568	14,568	
44 Plant Operations:							
45 Chief Engr I	1	1	1	2,253-2,478	27,636	27,636	
46 Water & Sewage Plant Supvr	1	1	1	2,146-2,361	25,752	25,752	
47 Stationary Engr	4.1	7	7	1,931-2,361	180,264	180,264	
48 Tractor Opr-Laborer	0.9	1	1	1,673-2,011	21,765	22,020	
49 Boiler Room Tender	2.1	-	-	1,824-2,006	-	-	
50 Plant Maintenance:							
51 Chief - Plant Operation I	1	1	1	2,230-2,691	32,292	32,292	
52 Stationary Engr	1	1	1	1,931-2,361	25,752	25,752	
53 Painter Supvr	1	1	1	1,959-2,360	25,800	25,800	
54 Electrician II	0.8	1	1	1,959-2,360	25,800	25,800	
55 Carpenter II	0.4	1	1	1,868-2,251	24,612	24,612	
56 Electrician I	2.2	2	2	1,868-2,251	49,224	49,224	
57 Painter II	0.6	1	1	1,868-2,251	24,612	24,612	
58 Sheet Metal Worker	1	1	1	1,868-2,251	24,612	24,612	
59 Steamfitter	1	1	1	1,868-2,251	24,612	24,612	
60 Plumber I	2	2	2	1,868-2,251	49,224	49,224	
61 Maint Mechanic	4.1	4	4	1,868-2,251	97,071	98,172	
62 Fusion Welder	0.9	1	1	1,827-2,197	24,024	24,024	
63 Carpenter I	2.8	3	3	1,786-2,150	68,694	69,705	
64 Painter I	5	5	5	1,786-2,150	117,085	117,540	
65 Locksmith	1	1	1	1,786-2,150	23,508	23,508	
66 Mason I	1	1	1	1,786-2,150	23,508	23,508	
67 Electronics Techn	0.9	1	1	1,630-2,150	20,092	21,032	
68 Machinist	1	1	1	1,786-2,150	22,598	23,508	
69 Bldg & Maint Worker	0.8	5	5	1,557-1,868	99,660	101,448	
70 Skilled Laborer	2.2	-	-	1,523-1,827	-	-	
71 Laborer	2	2	2	1,342-1,462	35,088	35,088	
72 Motor Pool:							
73 Auto Pool Mgr I	1	1	1	1,666-2,197	22,264	23,304	
74 Heavy Equipmt Mechanic	1	1	1	1,827-2,197	24,024	24,024	
75 Auto Equipmt Opr I	4.7	5	5	1,523-1,827	99,960	99,960	
76 Laborer	1	1	1	1,342-1,462	17,544	17,544	
77 Crouds:							
78 Supvng Croudskeeper II	1	1	1	1,745-2,303	27,636	27,636	
79 Lead Croudskeeper	1	1	1	1,401-1,827	19,992	19,992	
80 Croudskeeper	6.3	8	8	1,342-1,666	141,706	143,890	
81 Janitor	0.3	-	-	1,038-1,294	-	-	
82 Accounting:							
83 Sr Acctg Off-Supvr	1	1	1	2,197-2,651	31,812	31,812	
84 Acctg Off-Supvr	1	1	1	1,827-2,197	26,364	26,364	
85 Accountant I - Supvr	1	1	1	1,401-1,827	19,992	19,992	
86 Acctg Techn	1	1	1	1,214-1,551	17,100	17,100	
87 Sr Acct Clk	2.6	3	3	1,214-1,551	48,271	49,618	
88 Office Asst II-Typing	0.1	-	-	1,048-1,367	-	-	
89 Acct Clk II	5.7	6	6	1,087-1,367	89,938	90,720	
90 Steno	0.4	1	1	1,029-1,339	12,738	13,158	
91 Cashiering-Bookkeeping:							
92 Acctg Techn	0.8	1	1	1,214-1,551	17,100	17,100	
93 Office Services Supvr I-Cashiering	1.2	1	1	1,214-1,425	17,100	17,100	
94 Bookkeeping Mach Opr I	0.1	-	-	1,048-1,309	-	-	

1950 DEPARTMENT OF VETERANS AFFAIRS—Continued

ORGANIZATIONAL UNIT	NUMBER OF POSITIONS			EXPENDITURES			
	Classification	Filled 1983-84	Authorized 1984-85	Proposed 1985-86	Actual 1983-84	Estimated 1984-85	Proposed 1985-86
				SALARY RANGE			
Office Asst II-Cashiering	0.8	1	1	1,048-1,214	14,568	14,568	
Reimbursement:							
Patient Benefit & Ins Off I	1	1	1	1,959-2,360	28,320	28,320	
Supvng Acct Clk I	1	1	1	1,358-1,611	19,332	19,332	
Sr Acct Clk	1	1	1	1,214-1,551	17,100	17,100	
Legal Typist	1	1	1	1,191-1,517	16,236	16,740	
Office Techn-Typing	0.8	1	1	1,214-1,425	15,708	16,404	
Office Asst II-Typing	0.2	-	-	1,048-1,367	-	-	
Acct Clk II	3.8	4	4	1,087-1,367	57,998	59,032	
Domiciliary:							
Chief-Domiciliary Services	1	1	1	1,786-2,150	25,800	25,800	
Mgt Services Techn	7.5	8	8	1,177-1,565	150,039	150,240	
Administrative Service:							
Chief-Medical Adm Services	0.6	1	1	1,939-2,336	25,524	26,760	
Veterans Claims Rep I	1	1	1	1,407-1,827	20,461	21,385	
Office Services Supvr II Gen	1	-	-	1,358-1,768	-	-	
Mgt Services Techn	0.7	1	1	1,177-1,565	18,780	18,780	
Secty	1	1	1	1,236-1,512	17,448	17,448	
Office Asst II-Typing	0.7	-	-	1,048-1,367	-	-	
Office Asst II-Gen	1.4	-	-	1,048-1,309	-	-	
Office Asst I-Gen	-	-	-	944-1,087	-	-	
Medical Records:							
Medical Record Off	0.4	1	1	1,768-2,336	21,216	22,248	
Office Services Supvr II-Gen	0.4	1	1	1,358-1,768	19,332	19,332	
Sr Medical Transcriber	0.6	-	-	1,331-1,729	-	-	
Medical Transcriber	4	4	4	1,191-1,517	64,326	65,616	
Health Record Techn I ¹	2.7	3	1	1,214-1,425	48,771	15,882	
Office Asst II-Typing	3.5	5	5	1,048-1,367	69,822	70,662	
Ward Administration:							
Office Services Supvr II-Gen	1	1	1	1,358-1,768	19,332	19,332	
Office Asst II-Typing	13.6	14	14	1,048-1,367	200,446	201,790	
Office Techn-Typing	-	1	1	1,260-1,425	15,120	15,744	
Registrar-communications:							
Office Services Supvr II-Gen	0.5	1	1	1,214-1,551	19,332	19,332	
Office Asst II-Typing	1	7	7	1,048-1,367	96,237	98,472	
Office Asst II-Gen	1	5.8	5.8	1,048-1,309	80,287	81,463	
Communications:							
Office Asst II-Typing	4.9	-	-	1,048-1,367	-	-	
Office Asst II-Gen	2.1	-	-	1,048-1,309	-	-	
Personnel:							
Staff Services Mgr I	0.9	1	1	2,415-2,913	34,956	34,956	
Hosp Health & Safety Coordinator	0.5	-	-	2,197-2,651	-	-	
Trng Off I	1	1	1	2,197-2,651	31,812	31,812	
Staff Services Analyst-Gen	2	3	3	1,407-2,197	71,283	73,524	
Personnel Asst II	0.9	1	1	1,481-1,768	20,748	21,216	
Office Techn-Gen	1	1	1	1,214-1,551	16,172	16,868	
Personnel Asst I	3.2	4	4	1,126-1,551	72,033	73,019	
Office Asst II-Typing	1	1	1	1,048-1,367	14,568	14,568	
Data Processing:							
DP Mgr I	0.9	-	-	2,415-2,913	-	-	
Staff DP Analyst	0.1	1	1	2,415-2,913	28,980	30,348	
Assoc DP Analyst	1	1	1	2,197-2,651	28,532	29,892	
Assoc Programmer Analyst	1	1	1	2,197-2,651	30,234	31,690	
Assoc Adm Analyst	1	1	1	2,197-2,651	31,812	31,812	
Programmer II	0.3	1	1	1,827-2,197	24,792	25,968	
DP Techn	1.2	2	2	1,198-1,523	36,552	36,552	
Acct Clk II	0.6	-	-	1,087-1,367	-	-	
Key Data Opr	1.2	2	2	976-1,309	29,672	30,188	
Professional Treatment:							
Chief Medical Off	1	1	1	5,033-5,639	67,668	67,668	
Secty	1.8	2	2	1,236-1,512	33,684	34,365	
Medical Staff Services:							
Chief Of Medicine	1	1	1	4,571-5,560	65,148	65,148	
Chief Physician & Surgeon	1	1	1	4,571-5,560	66,720	66,720	
Physician & Surgeon	14.6	15	15	3,780-5,429	930,134	936,215	
Staff Psychiatrist	1	1	1	4,156-5,429	63,336	63,336	
Pathologist	1	1	1	4,360-5,429	63,336	63,336	
Dentist	2	2	2	3,440-4,816	109,704	109,704	
Podiatrist	1	1	1	2,415-3,200	36,485	38,252	
Staff Psychologist-Clinical	1.8	2	2	2,415-2,913	62,586	65,304	
Office Asst II-Typing	1	1	1	1,048-1,367	13,660	14,128	
Nursing Administration:							
Supvng Nurse III	0.9	1	1	2,472-2,983	32,604	34,140	
Supvng Nurse II	3.5	6	6	2,051-2,472	163,784	171,608	
Registered Nurse II	1	1	1	1,706-2,472	25,340	25,340	
Registered Nurse III	3	3	3	1,868-2,472	81,764	81,764	
Office Techn-Gen	1	1	1	1,214-1,551	17,100	17,100	
Steno	0.9	1	1	1,029-1,339	13,774	14,145	
Geriatric Nursing Asst	0.5	-	-	1,135-1,321	-	-	
Inservice Education:							
Nursing Educ Director	1	1	1	2,251-2,717	30,378	31,848	
Nurse Instructor	3	3	3	2,051-2,472	88,992	88,992	
Licensed Voc Nurse	0.3	-	-	1,274-1,506	-	-	
Office Asst II-Typing	0.4	1	1	1,048-1,367	13,761	13,971	
Hosp Aid	0.1	-	-	1,055-1,222	-	-	


1950 DEPARTMENT OF VETERANS AFFAIRS—Continued

ORGANIZATIONAL UNIT	NUMBER OF POSITIONS			SALARY RANGE	EXPENDITURES		
	Classification	Filled 1983-84	Authorized 1984-85		Proposed 1985-86	Actual 1983-84	Estimated 1984-85
Medical-Surgical ICU:							
Registered Nurse II	7.9	8	8	1,706-2,472	193,712	196,962	
Registered Nurse III	1.3	2	2	1,868-2,472	53,641	54,752	
Registered Nurse I	0.6	-	-	1,591-2,303	-	-	
Pre-Registered Nurse	-	1	1	1,523-1,666	18,276	19,092	
Licensed Voc Nurse	2	2	2	1,274-1,506	36,872	36,872	
Geriatric Nursing Asst	2	2	2	1,135-1,321	32,380	32,432	
Medical-Surgical Acute Care:							
Registered Nurse II	15.6	16	16	1,706-2,472	386,304	393,330	
Registered Nurse III	2	2	2	1,868-2,472	54,024	54,024	
Supvng Nurse II	0.2	-	-	2,051-2,472	-	-	
Registered Nurse I	0.8	1	1	1,591-2,303	21,223	22,198	
Licensed Voc Nurse	1	1	1	1,274-1,506	18,592	18,592	
Geriatric Nursing Asst	19.4	20	20	1,135-1,321	315,788	318,444	
Skilled Nursing Facility:							
Registered Nurse III	6.8	7	7	1,868-2,472	189,708	189,708	
Registered Nurse II	20.6	23	23	1,706-2,472	546,685	559,697	
Registered Nurse I	2.5	2	2	1,591-2,303	42,084	44,540	
Licensed Voc Nurse	15.4	16	16	1,274-1,506	291,592	292,924	
Geriatric Nursing Asst	36.4	40	40	1,135-1,321	630,884	635,720	
Hosp Aid	42.7	45	45	1,055-1,222	643,539	654,184	
Skilled Nursing Facilities-Non Certified:							
Registered Nurse II	5.9	5	5	1,706-2,472	121,264	122,320	
Registered Nurse I	-	1	1	1,591-2,303	19,992	19,992	
Registered Nurse III	1	1	1	1,868-2,472	27,012	27,012	
Licensed Voc Nurse	1.2	2	2	1,274-1,506	33,361	34,678	
Intermediate Care-Hospital:							
Registered Nurse III	1	1	1	1,868-2,472	27,012	27,012	
Registered Nurse II	1	1	1	1,706-2,472	24,612	24,612	
Licensed Voc Nurse	4.8	5	5	1,274-1,506	89,388	90,888	
Geriatric Nursing Asst	4	3	3	1,135-1,321	48,076	48,076	
Hosp Aid	9.1	11	11	1,055-1,222	159,264	161,512	
Surgery:							
Surgical Nurse II	1	1	1	1,868-2,251	27,012	27,012	
Anesthesiology:							
Nurse-Anesthetist	1	1	1	2,150-2,591	31,092	31,092	
Electro Cardiology:							
Geriatric Nursing Asst	1	1	1	1,135-1,321	15,852	15,852	
Residential Care-Section F:							
Geriatric Nursing Asst	1	1	1	1,135-1,321	15,852	15,852	
Annexes:							
Nurse Practitioner	0.4	-	-	2,150-2,845	-	-	
Registered Nurse II	13.9	13	13	1,706-2,472	319,216	322,070	
Registered Nurse III	6	6	6	1,868-2,472	161,668	162,072	
Pre-Registered Nurse	-	1	1	1,523-1,666	18,276	19,092	
Licensed Voc Nurse	9.8	10	10	1,274-1,506	182,106	182,856	
Geriatric Nursing Asst	20.4	20	20	1,135-1,321	321,336	321,828	
Hosp Aid	9.3	12	12	1,055-1,222	172,216	174,394	
Central Supply Service:							
Nursing Float:							
Registered Nurse II	9.2	10	10	1,706-2,472	241,837	246,292	
Registered Nurse I	2.2	2	2	1,591-2,303	42,292	44,248	
Surgical Nurse I	1.6	2.6	2.6	1,706-2,051	61,164	62,907	
Pre-Registered Nurse	-	1	1	1,523-1,666	19,992	19,992	
Licensed Voc Nurse	13.7	15	15	1,274-1,506	271,275	273,730	
Geriatric Nursing Asst	10.8	11	11	1,135-1,321	179,092	179,676	
Hosp Aid	32.9	41	41	1,055-1,222	571,068	585,998	
Registered Nurse II-(Intermittent)	-	3	3	1,706-2,472	58,232	58,232	
Psychiatric Care Unit:							
Registered Nurse II	-	5	5	1,706-2,472	104,760	109,620	
Geriatric Nursing Asst	-	5	5	1,135-1,321	68,400	70,680	
Health Prog Advisor I	-	0.5	0.5	1,827-2,197	10,962	11,472	
Respiratory:							
Respiratory Therapist	2.3	3	3	1,462-1,912	66,148	67,812	
Geriatric Nursing Asst	3.5	3	3	1,135-1,321	48,076	48,076	
Occupational Therapy:							
Sr Occupational Therapist	1	1	1	1,745-2,098	24,792	25,176	
Occupational Therapist	2	3	3	1,523-1,827	61,140	61,956	
Physical Therapy:							
Assoc Health Prog Advisor	0.7	1	1	2,197-2,651	31,812	31,812	
Phys Therapist II	0.8	1	1	1,827-2,197	26,364	26,364	
Geriatric Nursing Asst	1	1	1	1,135-1,321	15,852	15,852	
Radiology:							
Sr X-Ray Techn	0.8	1	1	1,523-2,002	21,924	21,924	
X-Ray Techn	2.4	3	3	1,462-1,912	56,821	58,376	
Office Asst II-Typing	1	1	1	1,048-1,367	14,568	14,568	
Pharmacy:							
Pharmacist II	1	1	1	2,778-3,052	36,624	36,624	
Pharmacist I	4.8	5	5	2,529-2,778	166,680	166,680	
Pharmacy Asst	4	4	4	1,214-1,425	65,322	67,124	
Office Asst II-Typing ²	0.4	1	-	1,048-1,367	14,568	-	
Laboratory:							
Sr Clinical Lab Technologist	0.9	1	1	1,912-2,529	26,788	27,636	
Supvng Clinical Lab Technologist	1	1	1	2,098-2,529	30,348	30,348	
Clinical Lab Technologist	3.8	4.4	4.4	1,827-2,303	108,524	108,944	
Office Asst II-Typing	1	1	1	1,048-1,367	14,084	14,568	

1950 DEPARTMENT OF VETERANS AFFAIRS--Continued

ORGANIZATIONAL UNIT Classification	NUMBER OF POSITIONS			EXPENDITURES		
	Filled 1983-84	Authorized 1984-85	Proposed 1985-86	Actual 1983-84	Estimated 1984-85	Proposed 1985-86
				SALARY RANGE		
Lab Asst	1	1	1	1,055-1,321	15,852	15,852
Clinics:						
Registered Nurse II	1.9	2	2	1,706-2,472	49,224	49,224
Licensed Voc Nurse	2	2	2	1,274-1,506	36,144	36,144
Geriatric Nursing Asst	3	3	3	1,135-1,321	48,804	48,804
Nurse Practitioner	-	1	1	2,150-2,591	26,204	27,448
Dentistry:						
Dental Lab Techn	2	2	2	1,706-2,251	48,396	49,224
Dental Hygienist	1	1	1	1,706-2,051	22,542	23,022
Dental Asst	2	2	2	1,177-1,498	31,740	32,364
Office Asst II-Typing	0.5	-	-	1,048-1,367	-	-
Central Supply Service:						
Registered Nurse II	-	1	1	1,706-2,472	24,612	24,612
Geriatric Nursing Asst	-	4	4	1,135-1,321	63,408	63,408
Audiologist:						
Audiologist I	1	1	1	1,666-2,002	24,024	24,024
Speech Pathologist 1	0.1	-	-	1,591-1,912	-	-
Health Home Services:						
Public Health Nurse III	1	1	1	2,150-2,591	31,092	31,092
Public Health Nurse II	0.5	-	-	1,959-2,360	-	-
Geriatric Nursing Asst	1.7	-	-	1,135-1,321	-	-
Alcohol Treatment:						
Chief-Alcohol Treatment Service	1	1	1	2,002-2,415	28,980	28,980
Alcohol Treatment Counselor	1	1	1	1,827-2,197	26,223	26,364
Office Asst II-Typing	0.9	1	1	1,048-1,367	12,954	13,374
Chaplain Service:						
Protestant Chaplain	1	1	1	2,002-2,415	28,980	28,980
Catholic Chaplain-Intermittent	0.1	0.4	0.4	-	9,725	10,189
Vocational & Leisure:						
Asst Chief Central Prog Services	1	1	1	2,303-2,778	33,336	33,336
Office Services Supvr II-Gen	1	1	1	1,358-1,768	21,216	21,216
Office Asst II-Typing	1	1	1	1,048-1,367	14,436	14,568
Patient Library:						
Volunteer Groups:						
Coordinator-Volunteer Services	1	2	2	1,745-2,098	46,116	47,100
Recreation Therapy:						
Occupational Therapist	1	1	1	1,523-1,827	21,924	21,924
Recr Therapist	3.4	3.5	3.5	1,523-1,827	76,570	76,734
Music Therapist	1.5	1.5	1.5	1,523-1,827	32,039	32,517
Laundry Worker	0.2	-	-	1,135-1,437	-	-
Activity Coordinator	8	10	10	1,055-1,222	145,224	145,656
Speech Therapy:						
Speech Pathologist 1	0.9	2	2	1,591-1,912	44,868	45,888
Member Helper:						
Member Helper I	16	16	16	33,276	60,426	60,426
Member Helper II	5	5	5	10,508	21,031	21,031
Temporary Help	8.6	8.2	8.2	(128,716)	87,450	87,450
Overtime	-	-	-	(142,483)	95,188	95,188
Totals, Veterans Home of California	871	964.9	961.9	\$16,418,000	\$18,535,984	\$18,698,904
TOTALS, AUTHORIZED POSITIONS.....	1,180.4	1,304.5	1,301.5	\$23,258,574	\$26,253,103	\$26,567,381
Regular/Ongoing Positions.....	1,163.9	1,281.7	1,278.7	22,855,330	25,873,807	26,188,085
Temporary Help	16.5	22.8	22.8	225,450	256,271	256,271
Overtime	-	-	-	177,794	123,025	123,025

¹ Two positions expire 6/30/85.² One position expires 6/30/85.



2060 SOLARCAL OFFICE *

ORGANIZATIONAL UNIT Classification	NUMBER OF POSITIONS			EXPENDITURES		
	Filled 1983-84	Authorized 1984-85	Proposed 1985-86	Actual 1983-84	Estimated 1984-85	Proposed 1985-86
Temporary Help	0.4	-	-	\$10,000	-	-
TOTALS, AUTHORIZED POSITIONS.....	0.4	-	-	\$10,000	-	-
Temporary Help	0.4	-	-	10,000	-	-

2100 DEPARTMENT OF ALCOHOLIC BEVERAGE CONTROL *

Headquarters

Administration:				SALARY RANGE		
Director	1	1	1	\$57,829	\$57,829	\$57,829
Dep Director	0.5	1	1	4,486	53,832	53,832
Staff Counsel II	1.6	2	2	3,128-3,780	94,716	94,716
C.E.A. I	1.5	2	2	2,778-3,690	77,616	79,236
Staff Counsel I	1	1	1	2,845-3,440	41,280	41,280
Dist Administrator	0.8	1	1	2,669-3,222	36,580	38,364
Staff DP Analyst	1	1	1	2,415-2,913	34,821	34,956
Fiscal Off I	1	1	1	2,415-2,913	34,956	34,956
Staff Services Mgr I	1	1	1	2,415-2,913	34,956	34,956
Supvng Special Investigator	0.3	1	1	2,319-2,799	33,588	33,588
Special Asst To Director	0.8	1	1	2,542-2,664	31,602	31,968
Assoc Mgt Analyst	1	1	1	2,197-2,651	31,192	31,764
Sr Special Investigator	0.6	1	1	2,113-2,546	42,792	42,792
Staff Services Analyst-Gen	1	1	1	1,407-2,197	26,364	26,364
Acctg Off-Supvr	1	1	1	1,827-2,197	23,754	24,888
Legal Support Supvr I	1	1	1	1,512-1,983	21,548	21,708
Materials & Stores Supvr I	1	1	1	1,401-1,827	19,992	19,992
Exec Secty II	1	1	1	1,512-1,809	19,532	20,444
Personnel Asst II	1	1	1	1,481-1,768	20,748	21,216
Office Services Supvr II-Gen	2	2	2	1,358-1,768	37,944	38,664
Programmer Apprentice	0.8	1	1	1,150-1,745	14,868	15,456
Sr Legal Steno	1.3	1	1	1,331-1,729	17,156	17,896
Personnel Asst I	1	1	1	1,126-1,551	18,612	18,612
Office Services Supvr I-Typing	1.9	2	2	1,214-1,551	34,142	34,200
Office Techn-Typing	3.6	3	3	1,214-1,551	47,723	49,038
Acctg Techn	1	1	1	1,214-1,551	15,882	16,578
Sr Acct Clk	1	2	2	1,214-1,551	31,668	32,220
Legal Typist	0.3	1	1	1,191-1,517	16,628	16,740
Stock Clk	0.4	1	1	1,168-1,486	16,404	16,404
Office Services Supvr I-Cashiering	1	1	1	1,214-1,425	15,882	16,578
Office Asst II-Typing	9.2	11	11	1,048-1,367	154,282	155,962
Acct Clk II	5.2	5	5	1,087-1,367	72,948	74,376
Steno	0.9	1	1	1,029-1,339	15,396	15,396
Word Processing Techn	2	2	2	1,048-1,309	31,367	31,416
Office Asst II-Gen	4.6	4	4	1,048-1,309	58,272	58,272
Office Asst I-Typing	0.2	2	2	976-1,126	24,312	25,092
Totals	54.5	62	62	\$1,143,837	\$1,361,184	\$1,377,749

Field Operations

Administration:				SALARY RANGE		
Staff Counsel III	1	1	1	3,602-4,360	52,320	52,320
Asst Director	1	2	2	3,708-3,888	92,664	93,312
Staff Counsel II	1	1	1	3,128-3,780	45,360	45,360
Dep Div Chief	4.1	5	5	3,072-3,710	212,936	218,926
Staff Counsel I	1.4	1	1	2,845-3,440	36,666	38,442
Supvng Special Investigator	0.1	1	1	2,319-2,799	33,588	33,588
Sr Special Investigator	0.6	1	1	2,113-2,546	35,412	35,412
Office Services Supvr I-Typing	1.2	1	1	1,214-1,551	17,100	17,100
Secty	0.8	1	1	1,236-1,512	15,844	16,516
Steno	1	1	1	1,029-1,339	15,396	15,396
District Offices:				SALARY RANGE		
Dist Administrator	15.5	16	16	2,669-3,222	607,590	614,574
Investigative Auditor	1	1	1	2,415-2,913	34,956	34,956
Supvng Special Investigator	34.6	35	35	2,319-2,799	1,155,080	1,164,789
Sr Special Investigator	97.8	98	98	2,113-2,546	2,947,082	2,963,254
Special Investigator I	42.1	44	44	1,723-2,319	1,136,652	1,163,731
Investigator Asst	0.9	3	3	1,417-1,612	54,108	55,620
Supvng Prog Techn II	9.7	8	8	1,358-1,611	152,534	155,316
Sr Steno	-	1	1	1,236-1,512	14,832	15,396
Supvng Prog Techn I	5	5	5	1,260-1,486	88,550	89,160
Prog Techn II	24.7	23.5	23.5	1,214-1,425	393,868	397,416
Office Asst II-Typing	25.7	30	30	1,048-1,367	415,754	419,289
Steno	1	1	1	1,029-1,339	15,396	15,396
Prog Techn I	9.3	8	8	1,126-1,309	124,060	125,289
Word Processing Techn	1.1	1	1	1,048-1,309	15,708	15,708
Janitor	0.3	0.3	0.3	1,038-1,294	3,594	3,594
Office Asst I-Typing	3	5.5	5.5	976-1,126	67,632	69,807
Totals	283.9	295.3	295.3	\$7,172,569	\$7,784,682	\$7,869,667

*The Salary Range and the amounts shown in 1984-85 and 1985-86 for this department do not reflect the 1984-85 fiscal year salary increase adjustment. This adjustment is reflected in the departmental Summary by Object of the Governor's Budget.

2100 DEPARTMENT OF ALCOHOLIC BEVERAGE CONTROL—Continued

ORGANIZATIONAL UNIT Classification	NUMBER OF POSITIONS			SALARY RANGE Actual 1983-84	EXPENDITURES	
	Filled 1983-84	Authorized 1984-85	Proposed 1985-86		Estimated 1984-85	Proposed 1985-86
Temporary Help	4.4	4.4	4.4	112,458	18,181	18,181
Overtime	-	-	-	1,450	6,000	6,000
TOTALS, AUTHORIZED POSITIONS	342.8	361.7	361.7	\$8,430,314	\$9,170,047	\$9,271,597
Regular/Ongoing Positions	338.4	357.3	357.3	8,316,406	9,145,866	9,247,416
Temporary Help	4.4	4.4	4.4	112,458	18,181	18,181
Overtime	-	-	-	1,450	6,000	6,000

2120 ALCOHOLIC BEVERAGE CONTROL APPEALS BOARD *

ORGANIZATIONAL UNIT Classification	NUMBER OF POSITIONS			SALARY RANGE Actual 1983-84	EXPENDITURES	
	Filled 1983-84	Authorized 1984-85	Proposed 1985-86		Estimated 1984-85	Proposed 1985-86
Member, per diem	3	3	-	\$100/day	\$21,600	\$21,600
Chief Council & Exec Off	1	1	1	4,077-4,274	51,288	51,288
Staff Counsel II	1	1	1	3,128-3,780	45,360	45,360
Sr Legal Typist	1	1	1	1,331-1,729	18,924	18,924
TOTALS, AUTHORIZED POSITIONS	6	6	3	\$115,902	\$137,172	\$137,172
Regular/Ongoing Positions	6	6	3	115,902	137,172	137,172

2140 STATE BANKING DEPARTMENT *

ORGANIZATIONAL UNIT Classification	NUMBER OF POSITIONS			SALARY RANGE Actual 1983-84	EXPENDITURES	
	Filled 1983-84	Authorized 1984-85	Proposed 1985-86		Estimated 1984-85	Proposed 1985-86
Administration						
Supt Of Banks	1	1	1	\$57,829	\$57,829	\$57,829
Chief Counsel I	1	1	1	3,888-4,704	56,448	56,448
Chief Dep Supt	0.9	1	1	4,486	53,832	53,832
Dep Supt	1	1	1	4,486	53,832	53,832
Staff Counsel II	4.2	5	4	3,128-3,780	210,887	178,494
C.E.A. I	1	1	1	2,778-3,690	44,280	44,280
Supvng Bank Examiner	1	1	1	2,913-3,518	38,400	40,284
Staff Counsel I	1.8	2	2	2,845-3,440	74,377	77,991
Staff Services Mgr I	1	1	1	2,415-2,913	34,956	34,956
Sr Acctg Off-Supvr	1	1	1	2,197-2,651	28,980	30,348
Legal Counsel	-	1	-	2,051-2,591	24,612	108
Adm Asst I	0.1	1	1	1,827-2,303	23,173	24,266
Staff Services Analyst-Gen	4.1	5	5	1,407-2,197	110,263	114,848
Librarian	0.1	-	-	1,786-2,150	-	-
Exec Secty II	0.6	-	-	1,512-1,809	-	-
Personnel Asst II	0.8	1	1	1,481-1,768	21,216	21,216
Sr Legal Typist	2.3	3	3	1,331-1,729	60,420	61,636
Mgt Services Techn	1	1	1	1,177-1,565	17,793	18,579
Acctg Techn	0.1	-	-	1,214-1,551	-	-
Office Techn-Gen	0.4	0.5	0.5	1,214-1,551	7,805	8,144
Office Techn-Typing	1	1	1	1,214-1,551	17,100	17,100
Legal Typist	1.7	1	1	1,191-1,517	16,740	16,740
Secty	1	1	1	1,236-1,512	17,448	17,448
Office Asst II-Typing	2.7	4	3	1,048-1,367	55,115	42,739
Word Processing Techn	1	1	1	1,048-1,309	15,708	15,708
Totals	30.8	35.5	32.5	\$884,806	\$1,041,214	\$986,826
Enforcement Of Banking Laws						
C.E.A. II	2	2	2	3,052-4,057	88,244	92,534
C.E.A. I	2	2	2	2,778-3,690	88,560	88,560
Supvng Bank Examiner	6.8	7	7	2,913-3,518	291,978	295,190
Bank Examiner IV	27.6	29	29	2,651-3,518	1,067,383	1,086,322
Bank Examiner III	25.1	36	36	2,197-2,913	1,030,807	1,064,634
Bank Examiner II	30.1	27	27	1,827-2,415	639,895	665,301
Staff Services Analyst-Gen	1	1	1	1,407-2,197	26,364	26,364
Bank Examiner I	14.2	24	24	1,407-1,673	446,988	466,806
Library Tech Asst I	1	1	1	1,214-1,551	16,752	17,100
Office Techn-Typing	2	2	2	1,214-1,551	34,200	34,200
Office Asst II-Typing	8.4	8	8	1,048-1,367	113,954	116,704
Word Processing Techn	2.6	3	3	1,048-1,309	44,844	44,844
Office Asst II-Gen	1	1	1	1,048-1,309	14,304	14,568
Office Asst I-Typing	0.1	1	1	976-1,126	12,188	12,579
Temporary Help	0.4	-	-	17,069	-	-
Totals	124.3	144	144	\$3,323,129	\$3,916,461	\$4,025,706
TOTALS, AUTHORIZED POSITIONS	155.1	179.5	176.5	\$4,207,935	\$4,957,675	\$5,012,532
Regular/Ongoing Positions	154.7	179.5	176.5	4,190,866	4,957,675	5,012,532
Temporary Help	0.4	-	-	17,069	-	-

*The Salary Range and the amounts shown in 1984-85 and 1985-86 for this department do not reflect the 1984-85 fiscal year salary increase adjustment. This adjustment is reflected in the departmental Summary by Object of the Governor's Budget.

2180 DEPARTMENT OF CORPORATIONS *

1
2
3
4
5
6
7
8
9
10
11
12
13
14
15
16
17
18
19
20
21
22
23
24
25
26
27
28
29
30
31
32
33
34
35
36
37
38
39
40
41
42
43
44
45
46
47
48
49
50
51
52
53
54
55
56
57
58
59
60
61
62
63
64
65
66
67
68
69
70
71
72
73
74
75
76
77
78
79
80
81
82
83
84
85
86
87
88
89
90
91
92
93
94
95
96
97
98

ORGANIZATIONAL UNIT Classification	NUMBER OF POSITIONS			EXPENDITURES		
	Filled 1983-84	Authorized 1984-85	Proposed 1985-86	Actual 1983-84	Estimated 1984-85	Proposed 1985-86
				SALARY RANGE		
Commissioner	1	1	1	\$57,829	\$57,829	\$57,829
Asst Commissioner	3	3	3	4,077-4,935	177,660	177,660
Supvng Counsel	3.4	4	4	3,780-4,571	209,916	212,112
Chief Dep Commissioner	0.8	1	1	4,486	53,832	53,832
C.E.A. III	2.1	2	2	3,357-4,464	93,852	95,784
Staff Counsel III	8.7	11	11	3,602-4,360	547,057	563,550
C.E.A. II	1	1	1	3,052-4,057	48,684	48,684
Staff Counsel II	26.5	26	26	3,128-3,780	1,125,742	1,151,711
C.E.A. I	1	1	1	2,778-3,690	44,280	44,280
Supvng Corporation Examiner	9.2	9	9	2,913-3,518	375,955	378,495
Corporation Examiner IV	11.3	12	12	2,651-3,518	434,266	445,027
Staff Counsel I	9	10	10	2,845-3,440	370,644	386,667
Mining and Petroleum Engr	0.8	-	-	2,717-3,279	-	-
Supvng Special Investigator II	2	2	2	2,669-3,222	72,122	73,693
Sr Health Care Serv Plan Analyst	0.7	1	1	2,651-3,200	31,812	33,336
Sr DP Analyst	0.9	1	1	2,651-3,200	31,812	33,336
Corporation Examiner III	44.6	53	53	2,197-2,913	1,592,802	1,624,830
Staff Services Mgr I	1	1	1	2,415-2,913	34,956	34,956
Supvng Special Investigator I	3	3	3	2,319-2,799	100,764	100,764
Assoc Health Care Serv Plan Analyst ..	3	3	3	2,197-2,651	93,240	95,436
Assoc Govtl Prog Analyst	0.9	1	1	2,197-2,651	27,860	29,208
Assoc Property Appraiser	0.2	-	-	2,197-2,651	-	-
Assoc Personnel Analyst	1	1	1	2,197-2,651	31,812	31,812
Trng Off I	1	1	1	2,197-2,651	26,364	27,636
Sr Acctg Off-Supvr	1	1	1	2,197-2,651	30,836	31,812
Legal Counsel	4.6	3	3	2,051-2,591	85,032	87,627
Sr Special Investigator	14.3	15	15	2,113-2,546	448,829	454,308
Office Services Mgr II	1	1	1	2,098-2,529	30,348	30,348
Corporation Examiner II	26.5	31	31	1,827-2,415	725,439	754,209
Sr Librarian	1	1	1	1,959-2,360	28,320	28,320
Special Investigator I	2	2	2	1,723-2,319	53,184	54,408
Office Services Mgr I	1	1	1	1,827-2,197	23,268	24,348
Staff Services Analyst-Gen	0.1	-	-	1,407-2,197	-	-
Legal Support Supvr I	1	1	1	1,512-1,983	22,728	22,728
Office Services Supvr III-Gen	2.9	3	3	1,544-1,854	63,024	63,828
Exec Secty II	1	1	1	1,512-1,809	21,708	21,708
Personnel Asst II	1	1	1	1,481-1,768	21,216	21,216
Office Services Supvr II-Gen	3.6	5	5	1,358-1,768	91,168	93,376
Legal Secty	3	3	3	1,450-1,729	62,244	62,244
Sr Legal Steno	4.1	5	5	1,331-1,729	94,620	94,620
Sr Legal Typist	4.5	5	5	1,331-1,729	94,620	94,620
Auditor I	15.6	24.3	24.3	1,407-1,673	424,105	431,830
Mgt Services Techn	1	2	2	1,177-1,565	36,872	37,448
Sr Mach Opr	0.3	-	-	1,317-1,557	-	-
Acctg Techn	2.9	3	3	1,214-1,551	50,546	51,242
Personnel Asst I	1	1	1	1,126-1,551	18,612	18,612
Office Techn-Gen	3.7	4	4	1,214-1,551	65,710	67,182
Office Techn-Typing	9	10	10	1,214-1,551	164,544	166,460
Office Services Supvr I-Gen	1	1	1	1,214-1,551	16,984	17,100
Legal Steno	1.7	1	1	1,191-1,517	16,740	16,740
Legal Typist	6.5	6	6	1,191-1,517	100,440	100,440
Sr Steno	2	2	2	1,236-1,512	34,601	34,896
Sr Word Processing Techn	1	1	1	1,260-1,486	17,832	17,832
Mach Opr III-Gen	0.8	1	1	1,222-1,437	17,244	17,244
Prog Techn II-Corporations Lic	3.8	3	3	1,214-1,425	51,242	51,300
Mach Opr II-Gen	0.2	-	-	1,177-1,376	-	-
Office Asst II-Typing	29.3	31	31	1,048-1,367	437,298	439,082
Acct Clk II	0.1	-	-	1,087-1,367	-	-
Steno	1.6	2	2	1,029-1,339	29,911	30,510
Microfilm Techn I	1	1	1	1,018-1,321	15,280	15,852
Word Processing Techn	3.1	3	3	1,048-1,309	47,124	47,124
Office Asst II-Gen	13.3	15	15	1,048-1,309	214,687	216,727
Mach Opr Trainee-Gen	0.1	1	1	1,018-1,177	13,024	13,444
Office Asst I-Typing	1.4	5	5	976-1,126	62,491	64,211
Office Asst I-Gen	0.9	-	-	944-1,087	-	-
Asst Clk	0.2	1	1	832-950	10,608	10,904
Temporary Help	1	1	1	(55,998)	9,570	9,570
Overtime	-	-	-	(217)	17,480	17,480
TOTALS, AUTHORIZED POSITIONS	311.2	346.3	346.3	\$8,359,816	\$9,352,790	\$9,533,588
Regular/Ongoing Positions	310.2	345.3	345.3	8,303,601	9,325,740	9,506,538
Temporary Help	1	1	1	55,998	9,570	9,570
Overtime	-	-	-	217	17,480	17,480
Continuously vacant positions abolished by the State Controller						
Auditor I	-	1	1	1,327-1,578	-	-

*The Salary Range and the amounts shown in 1984-85 and 1985-86 for this department do not reflect the 1984-85 fiscal year salary increase adjustment. This adjustment is reflected in the departmental Summary by Object of the Governor's Budget.

2200 DEPARTMENT OF COMMERCE *

1
2
3
4
5
6
7
8
9
10
11
12
13
14
15
16
17
18
19
20
21
22
23
24
25
26
27
28
29
30
31
32
33
34
35
36
37
38
39
40
41
42
43
44
45
46
47
48
49
50
51
52
53
54
55
56
57
58
59
60
61
62
63
64
65
66
67
68
69
70
71
72
73
74
75
76
77
78
79
80
81
82
83
84
85
86
87
88
89
90
91
92
93
94
95
96
97
98

ORGANIZATIONAL UNIT Classification	NUMBER OF POSITIONS			EXPENDITURES		
	Filled 1983-84	Authorized 1984-85	Proposed 1985-86	Actual 1983-84	Estimated 1984-85	Proposed 1985-86
Executive Office						
Director	1	1	1	\$57,829	\$57,829	\$57,829
Dep Director	0.9	1	1	4,486	53,832	53,832
Dep Director	1	1	1	3,708-3,888	46,656	46,656
Director-Marketing-Communications ..	1	1	1	3,708	44,496	44,496
Special Asst To Director	1	1	1	2,314	27,768	27,768
Asst Info Off	0.7	1	1	1,827-2,197	26,364	26,364
Exec Secty II	0.8	1	1	1,512-1,809	18,729	19,608
Exec Secty I	0.9	1	1	1,389-1,653	18,027	18,825
Secty	0.3	-	-	1,236-1,512	-	-
Totals	7.6	8	8	\$268,461	\$293,701	\$295,378
Administration						
Staff DP Analyst	-	1	1	2,415-2,913	34,956	34,956
Staff Services Mgr I	0.8	1	1	2,415-2,913	34,956	34,956
Assoc Govtl Prog Analyst	-	1	1	2,197-2,651	26,364	27,636
Assoc Personnel Analyst	0.9	1	1	2,197-2,651	27,530	28,868
Sr Acctg Off-Specialist	0.1	-	-	2,197-2,651	-	-
Acctg Off-Specialist	-	1	1	1,827-2,197	21,924	22,944
Staff Services Analyst-Gen	0.1	-	-	1,407-2,197	-	-
Bus Service Asst	0.9	1	1	1,523-1,827	20,923	21,847
Accountant I - Specialist	1	-	-	1,401-1,827	-	-
Bus Mgt Trainee	0.1	-	-	1,407-1,596	-	-
Acctg Techn	1	1	1	1,214-1,551	17,100	17,100
Personnel Asst I	0.5	0.5	0.5	1,126-1,551	9,274	9,306
Office Techn-Typing	1	1	1	1,214-1,551	17,100	17,100
Office Techn-Gen	-	1	1	1,214-1,425	15,120	15,708
Acct Clk II	0.5	1	1	1,087-1,367	14,082	14,316
Office Asst II-Typing	0.4	-	-	1,048-1,367	-	-
Word Processing Techn	0.9	1	1	1,048-1,309	15,708	15,708
Office Asst II-Gen	1	-	-	1,048-1,309	-	-
Temporary Help	0.3	-	-	(7,114)	-	-
Totals	9.5	11.5	11.5	\$183,912	\$255,037	\$260,445
Office of Business Development						
C.E.A. II	-	1	1	3,052-4,057	36,624	38,400
Asst Director	0.4	1	1	3,708-3,888	45,396	46,656
Sr Specialist	1	1	1	3,069-3,216	38,592	38,592
Sr Econ Adjustment Specialist	0.2	-	-	2,651-3,200	-	-
Sr Develmt Spec-Industrial	0.5	3	3	2,651-3,200	95,436	100,008
Staff DP Analyst	0.3	-	-	2,415-2,913	-	-
Assoc Econ Adjustment Specialist	-	1	1	2,197-2,651	26,364	27,636
Info Off I	-	1	1	2,197-2,651	26,364	27,636
Assoc Develmt Spec-Industrial	2.7	5	5	2,197-2,651	136,090	142,652
Asst Develmt Spec-Econ	0.1	-	-	1,827-2,197	-	-
Asst Develmt Spec-Industrial	0.4	-	-	1,827-2,197	-	-
Staff Services Analyst-Gen	0.3	1	1	1,407-2,197	18,244	19,060
Mgt Services Techn	0.7	-	-	1,177-1,565	-	-
Office Techn-Typing	2	3	3	1,214-1,551	47,248	48,418
Office Asst II-Typing	1.4	1	1	1,048-1,367	13,304	13,736
Temporary Help	4.4	6.3	-	(90,230)	112,523	-
Totals	14.4	24.3	18	\$334,609	\$596,185	\$502,794
Office Of Tourism						
Asst Director-Visitor Services	1	1	1	3,708-3,888	46,656	46,656
Sr Specialist-Visitor Services	0.5	1	1	3,069-3,216	38,592	38,592
Sr Develmt Spec-Econ	0.5	-	-	2,651-3,200	-	-
Assoc Editor Of Publications	1	1	1	2,197-2,651	31,568	31,812
Assoc Develmt Spec-Tourism	0.3	1	1	2,197-2,651	26,364	27,636
Asst Develmt Spec-Tourism	-	1	1	1,827-2,197	21,924	22,944
Editorial Techn	0.8	2	2	1,407-1,673	34,954	36,476
Mgt Services Techn	1	1	1	1,177-1,565	18,668	18,780
Office Techn-Gen	0.2	-	-	1,214-1,551	-	-
Secty	1	1	1	1,236-1,512	14,832	15,396
Office Asst II-Typing	-	1	1	1,048-1,367	12,954	13,374
Steno	0.9	1	1	1,029-1,339	14,832	15,396
Temporary Help ²	1.2	0.9	-	(4,289)	16,404	-
Totals	8.4	11.9	11	\$187,325	\$277,748	\$267,062
Office of Local Development						
Asst Director-Local Econ Develmt	0.8	1	1	3,708-3,888	44,496	46,656
Sr Specialist-Local Econ Develmt	1	1	1	3,069-3,216	38,592	38,592
Sr Develmt Spec-Econ	2	6	6	2,651-3,200	200,469	208,229
Assoc Econ Adjustment Specialist	0.3	1	1	2,197-2,651	26,682	27,972
Assoc Develmt Spec-Econ	0.3	1	1	2,197-2,651	26,682	27,972
Financial Examiner III	0.5	-	-	2,197-2,651	-	-
Asst Develmt Spec-Econ	0.8	-	-	1,827-2,197	-	-
Office Techn-Typing	0.9	1	1	1,214-1,551	15,365	15,998
Office Asst II-Typing	0.1	-	-	1,048-1,367	-	-
Temporary Help ³	0.6	3.7	-	(16,867)	73,003	-
Totals	7.3	14.7	11	\$219,712	\$425,289	\$365,419

*The Salary Range and the amounts shown in 1984-85 and 1985-86 for this department do not reflect the 1984-85 fiscal year salary increase adjustment. This adjustment is reflected in the departmental Summary by Object of the Governor's Budget.

2200 DEPARTMENT OF COMMERCE—Continued

ORGANIZATIONAL UNIT Classification	NUMBER OF POSITIONS			EXPENDITURES		
	Filled 1983-84	Authorized 1984-85	Proposed 1985-86	Actual 1983-84	Estimated 1984-85	Proposed 1985-86
Office of Small Business						
Exec Director	1	1	1	3,708-3,888	46,656	46,656
Director	-	1	1	3,708-3,888	44,496	46,656
Dep Director	0.4	1	1	3,069-3,216	37,563	38,592
Dep Director	-	0.5	1	3,069-3,216	18,414	38,592
Sr Develmt Spec-Business	1	1	1	2,651-3,200	38,400	38,400
Staff Govtl Prog Analyst	1	1	1	2,415-2,913	34,956	34,956
Assoc Develmt Spec-Bus	3.9	4	4	2,197-2,651	124,564	127,248
Staff Services Analyst-Gen	1	1	1	1,407-2,197	21,924	21,924
Office Techn-Typing	2.2	3	3	1,214-1,551	46,495	48,271
Office Asst II-Typing	0.2	-	-	1,048-1,367	-	-
Special Consultant	0.2	0.5	-	-	19,949	-
Temporary Help	0.2	-	-	(4,000)	-	-
Totals	11.1	14	14	\$306,670	\$433,417	\$441,295
Office of Economic Research						
Research Prog Spec II-Economics	0.8	2	2	2,651-3,200	68,880	71,744
Research Prog Spec I-Economics	1	1	1	2,415-2,913	31,939	33,471
Assoc Econ Adjustment Specialist	0.1	0.5	0.5	2,197-2,651	13,341	13,986
Research Analyst II-Economics	1	1.5	1.5	2,197-2,651	42,270	43,542
Assoc Govtl Prog Analyst	0.5	1	1	2,197-2,651	30,714	31,812
Asst To Director	0.7	1	1	2,314-2,542	28,672	30,044
Research Analyst I-Economics	0.8	1	1	1,407-2,197	23,484	24,600
Librarian	-	1	1	1,786-2,150	21,432	22,416
Exec Secty I	1.2	2	2	1,389-1,653	37,798	38,590
Office Asst II-Typing	0.4	-	-	1,048-1,367	-	-
Temporary Help	1	0.5	0.5	(25,137)	6,460	6,460
Totals	7.5	11.5	11.5	\$196,753	\$304,990	\$316,665
TOTAL AUTHORIZED POSITIONS	65.8	95.9	85	\$1,697,442	\$2,586,367	\$2,449,058
Regular/Ongoing Positions	58.1	84.5	84.5	1,549,805	2,377,977	2,442,598
Temporary Help	7.7	11.4	0.5	147,637	208,390	6,460

¹ Temporary help 6.3 positions to expire 6/30/85

² Temporary help 0.9 positions to expire 9/30/84

³ Temporary help 0.3 positions to expire 11/30/84 and 3.4 positions to expire 9/30/84

2240 DEPARTMENT OF HOUSING AND COMMUNITY DEVELOPMENT *

Administration	NUMBER OF POSITIONS			EXPENDITURES		
	Filled 1983-84	Authorized 1984-85	Proposed 1985-86	Actual 1983-84	Estimated 1984-85	Proposed 1985-86
Administration						
Director	1	1	1	\$57,829	\$68,000	\$68,000
C.E.A. III	0.5	1	1	3,357-4,464	52,105	53,568
Dep Director	0.5	1	1	4,077-4,274	50,106	51,288
Dep Director	0.9	1	1	4,077-4,274	51,288	51,288
C.E.A. II	0.5	-	-	3,052-4,057	-	-
Special Asst To Director	0.7	1	1	2,792-2,925	35,100	35,100
Exec Secty II	0.8	1	1	1,512-1,809	21,468	21,708
Exec Secty I	1.7	2	2	1,389-1,653	36,870	37,608
Secty	0.1	-	-	1,236-1,512	-	-
Office Asst II-Typing	0.8	-	-	1,048-1,367	-	-
Steno	0.3	1	1	1,029-1,339	15,396	15,396
Word Processing Techn	0.7	1	1	1,048-1,309	14,568	15,120
Totals	8.5	10	10	\$269,924	\$344,901	\$349,076
Legal:						
Staff Counsel III	1	1	1	3,602-4,360	49,486	51,912
Staff Counsel II	1.8	2	2	3,129-3,780	86,124	90,364
Staff Counsel I	1.3	2	2	2,845-3,440	71,793	75,271
Housing & Community Develmt Rep II	1	1	1	2,197-2,651	28,980	30,348
Sr Legal Steno	0.9	1	1	1,331-1,729	15,972	16,668
Totals	6	7	7	\$208,786	\$252,355	\$264,563
Administrative Services:						
Staff Services Mgr II-Supvy	1	1	1	2,651-3,200	38,400	38,400
Office Asst II-Typing	0.7	1	1	1,048-1,367	13,304	13,736
Totals	1.7	2	2	\$45,832	\$51,704	\$52,136
Budget Office:						
Assoc Budget Analyst	1.9	2	2	2,197-2,651	60,232	61,590
Acctg Techn	0.9	1	1	1,214-1,551	15,659	16,346
Acct Clk II	0.1	-	-	1,087-1,367	-	-
Totals	2.9	3	3	\$69,183	\$75,891	\$77,936
Personnel Office:						
Staff Services Mgr I	1	1	1	2,415-2,913	34,416	34,956
Assoc Personnel Analyst	2.3	3	3	2,197-2,651	90,412	91,708

*The Salary Range and the amounts shown in 1984-85 and 1985-86 for this department do not reflect the 1984-85 fiscal year salary increase adjustment. This adjustment is reflected in the departmental Summary by Object of the Governor's Budget.

2240 DEPARTMENT OF HOUSING AND COMMUNITY DEVELOPMENT—Continued

1
2
3
4
5
6
7
8
9
10
11
12
13
14
15
16
17
18
19
20
21
22
23
24
25
26
27
28
29
30
31
32
33
34
35
36
37
38
39
40
41
42
43
44
45
46
47
48
49
50
51
52
53
54
55
56
57
58
59
60
61
62
63
64
65
66
67
68
69
70
71
72
73
74
75
76
77
78
79
80
81
82
83
84
85
86
87
88
89
90
91
92
93
94
95
96
97
98

ORGANIZATIONAL UNIT Classification	NUMBER OF POSITIONS			EXPENDITURES		
	Filled 1983-84	Authorized 1984-85	Proposed 1985-86	Actual 1983-84	Estimated 1984-85	Proposed 1985-86
SALARY RANGE						
Staff Services Analyst-Gen	0.7	-	-	1,407-2,197	-	-
Personnel Asst II	1	1	1	1,481-1,768	20,139	21,003
Personnel Asst I	0.9	1	1	1,126-1,551	18,157	18,612
Secty	1	1	1	1,236-1,512	17,212	17,448
Totals	6.9	7	7	\$170,376	\$180,336	\$183,727
Business Services Section:						
Bus Service Off II	1	1	1	2,002-2,415	28,980	28,980
Bus Service Off I	1.3	1	1	1,827-2,197	26,364	26,364
Mgt Services Techn	0.3	1	1	1,177-1,565	16,636	17,344
Office Techn-Typing	1.2	1	1	1,214-1,551	16,404	17,100
Sr Word Processing Techn	0.1	-	-	1,260-1,486	-	-
Office Asst II-Typing	0.9	1	1	1,048-1,367	14,568	14,568
Totals	4.8	5	5	\$97,198	\$102,952	\$104,356
Fiscal Services:						
Staff Services Mgr I	1	1	1	2,415-2,913	34,956	34,956
Office Techn-Typing	1	1	1	1,214-1,551	16,114	16,810
Totals	2	2	2	\$48,619	\$51,070	\$51,766
Accounting Section:						
Sr Acctg Off-Supvr	1	1	1	2,197-2,651	28,868	30,234
Asst Adm Analyst	0.3	1	1	1,827-2,197	22,264	23,304
Acctg Off	3	3	3	1,827-2,197	73,346	75,555
Accountant I - Supvr	2	2	2	1,401-1,827	36,500	37,814
Accountant I - Specialist	0.3	-	-	1,401-1,827	-	-
Accountant Trainee	0.7	-	-	1,467-1,673	-	-
Acctg Techn	4.4	6	6	1,214-1,551	98,183	100,142
Sr Acct Clk	0.1	-	-	1,214-1,551	-	-
Acct Clk II	2.4	2	2	1,087-1,367	30,240	30,240
Office Asst II-Typing	1	1	1	1,048-1,367	14,084	14,568
Bookkeeping Mach Opr II	0.1	-	-	1,126-1,309	-	-
Totals	15.3	16	16	\$278,094	\$303,485	\$311,857
Data Process Section:						
DP Mgr II	1	1	1	2,651-3,200	38,400	38,400
Sr DP Analyst	0.7	2	2	2,651-3,200	67,880	71,144
Staff DP Analyst	1	1	1	2,415-2,913	34,956	34,956
Staff Programmer Analyst	1.4	1	1	2,415-2,913	34,281	34,956
DP Mgr I	2	4	4	2,415-2,913	127,872	130,608
Assoc DP Analyst	3.7	6	6	2,197-2,651	174,778	181,392
Assoc Programmer Analyst	3.5	5	5	2,197-2,651	150,868	153,526
Staff Services Analyst-Gen	1.3	3	3	1,407-2,197	60,792	62,760
Programmer II	2.4	4	4	1,827-2,197	93,696	96,852
Programmer I	1.5	1	1	1,407-1,827	19,692	20,624
Sr DP Techn	-	1	1	1,462-1,745	17,544	18,276
Key Data Supvr II	0.3	1	1	1,358-1,611	18,852	19,332
Supvng Prog Techn II-Mobilehomes ..	1	1	1	1,358-1,611	18,482	19,212
Mgt Services Techn	0.2	-	-	1,177-1,565	-	-
Office Techn-Typing	1	1	1	1,214-1,551	17,100	17,100
Computer Opr	1	1	1	1,198-1,523	18,276	18,276
DP Techn	-	3	3	1,198-1,523	43,992	45,720
Key Data Supvr I	0.7	-	-	1,260-1,486	-	-
Prog Techn II-Mobilehomes	2	2	2	1,214-1,425	34,200	34,200
Office Asst II-Typing	1	-	-	1,048-1,367	-	-
Prog Techn I-Mobilehomes	2	3	3	1,126-1,309	46,076	46,634
Key Data Opr	5.7	8	8	976-1,309	120,384	121,914
Word Processing Techn	0.9	2	2	1,048-1,309	30,877	31,470
Office Asst II-Gen	1	1	1	1,048-1,309	14,568	14,568
Office Asst II-Typing	-	1	1	976-1,126	14,568	14,568
Totals	35.3	53	53	\$787,578	\$1,198,134	\$1,226,488
Data Process Swing Shift:						
Computer Opr	1	1	1	1,198-1,523	18,692	18,692
Key Data Supvr I	1	1	1	1,260-1,486	18,456	18,456
Key Data Opr	5.4	4	4	976-1,309	63,004	63,540
Totals	7.4	6	6	\$117,679	\$100,152	\$100,688
Business Management Office:						
Staff Services Mgr I	1	1	1	2,415-2,913	34,956	34,956
Gen Auditor III	1	1	1	2,197-2,651	28,980	30,348
Staff Services Analyst-Gen	0.8	1	1	1,407-2,197	19,684	20,596
Mgt Services Techn	0.2	-	-	1,177-1,565	-	-
Office Techn-Typing	0.8	-	-	1,214-1,551	-	-
Office Asst II-Typing	0.2	1	1	1,048-1,367	14,568	14,568
Word Processing Techn	0.4	1	1	1,048-1,309	12,744	13,164
Totals	4.4	5	5	\$97,095	\$110,932	\$113,632
Temporary Help	6.6	2.4	2.4	140,683	33,620	33,620
Overtime	-	-	-	13,508	-	-
Totals, Administration	101.8	118.4	118.4	\$2,344,555	\$2,805,532	\$2,869,845

2240 DEPARTMENT OF HOUSING AND COMMUNITY DEVELOPMENT—Continued

ORGANIZATIONAL UNIT Classification	NUMBER OF POSITIONS			EXPENDITURES		
	Filled 1983-84	Authorized 1984-85	Proposed 1985-86	Actual 1983-84	Estimated 1984-85	Proposed 1985-86
Division Of Community Affairs				SALARY RANGE		
Div Chief	0.2	1	1	3,708-3,888	46,656	46,656
Housing & Community Dev Spec II ..	2.2	2.5	2.5	2,651-3,200	96,000	96,000
Assoc Govtl Prog Analyst	1	1	1	2,197-2,651	31,812	31,812
Office Techn-Typing	1	1	1	1,214-1,551	17,100	17,100
Office Asst II-Typing	0.5	1	1	1,048-1,367	14,568	14,568
Word Processing Techn	1.1	1	1	1,048-1,309	12,744	13,164
Totals	6	7.5	7.5	\$158,908	\$218,880	\$219,300
Rehab & Housing Assistance:						
Housing & Community Dev Mgr III ..	1	1	1	2,913-3,518	42,216	42,216
Housing & Community Dev Mgr II	1.8	2	2	2,651-3,200	69,028	71,736
Finance Advisor	0.7	-	-	2,197-2,651	-	-
Housing & Community Dev Rep II	3.8	6	6	2,197-2,651	177,334	182,288
Housing & Community Dev Rep I	6.7	7	7	1,407-2,197	160,896	167,236
Office Techn-Typing	1	1	1	1,214-1,551	16,348	16,890
Office Asst II-Typing	0.8	-	-	1,048-1,367	-	-
Steno	1.2	2	2	1,029-1,339	29,661	30,416
Word Processing Techn	0.8	1	1	1,048-1,309	15,708	15,708
Totals	17.8	20	20	\$426,996	\$511,191	\$526,490
Migrant & Indian Housing:						
Housing & Community Dev Mgr III ..	1	1	1	2,913-3,518	42,216	42,216
Housing & Community Dev Mgr II	1	1	1	2,651-3,200	38,760	38,760
Native American Coordinator III	1	1	1	2,415-2,913	34,956	34,956
Housing Constrn & Rehab Specialist ..	3	3	3	2,251-2,717	93,976	95,348
Housing & Community Dev Rep II	1.9	2	2	2,197-2,651	62,046	63,502
Native American Coordinator II	2.6	3	3	2,197-2,651	85,244	88,988
Finance Advisor	1	1	1	2,197-2,651	31,812	31,812
Housing & Community Develmt Rep I ..	3	3	3	1,407-2,197	78,561	79,452
Native American Coordinator I	0.3	1	1	1,827-2,197	22,179	23,214
Office Techn-Typing	0.7	1	1	1,214-1,551	17,100	17,100
Office Asst II-Typing	0.8	1	1	1,048-1,367	14,260	14,568
Totals	16.3	18	18	\$460,094	\$521,110	\$529,916
Predevelopment & Housing Assistance:						
Housing & Community Dev Mgr III ..	0.8	1	1	2,913-3,518	34,956	36,624
Housing & Community Dev Mgr II	1.7	3	3	2,651-3,200	105,087	109,692
Supvng Housing Constrn & Rehab Spec	-	1	1	2,472-2,983	34,140	35,796
Housing & Community Dev Mgr I	1	1	1	2,415-2,913	32,701	34,281
Housing & Community Dev Rep II	6.4	7.5	7.5	2,197-2,651	225,126	231,724
Finance Advisor	2	2	2	2,197-2,651	61,821	63,324
Housing & Community Dev Rep I	3.6	3	3	1,407-2,197	65,014	67,968
Mgt Services Techn	0.7	1	1	1,177-1,565	14,879	15,452
Office Techn-Typing	1	1	1	1,214-1,551	16,114	16,810
Office Asst II-Typing	1	2	2	1,048-1,367	29,008	29,512
Steno	0.6	-	-	1,029-1,339	-	-
Totals	18.8	22.5	22.5	\$488,104	\$618,846	\$641,183
Housing Construction Finance:						
Housing & Community Dev Mgr III ..	1	1	1	2,913-3,518	42,216	42,216
Housing & Community Dev Mgr II	1	1	1	2,651-3,200	38,400	38,400
Housing & Community Dev Mgr I	1	1	1	2,415-2,913	33,741	34,956
Housing & Community Dev Rep II	0.3	-	-	2,197-2,651	-	-
Finance Advisor	5	6	6	2,197-2,651	184,734	187,846
Housing & Community Dev Rep I	0.5	-	-	1,407-2,197	-	-
Steno	2	2	2	1,029-1,339	29,778	30,322
Totals	10.8	11	11	\$298,712	\$328,869	\$333,740
Community Development:						
Housing & Community Dev Mgr III ..	1	1	1	2,913-3,518	42,216	42,216
Staff Counsel I	0.2	1	1	2,845-3,440	34,140	35,796
Housing & Community Dev Mgr II	1	1	1	2,651-3,200	38,400	38,400
Rural Loan Coordinator IV	1	1	1	2,651-3,200	36,207	37,956
Rural Loan Coordinator III	0.1	1	1	2,415-2,913	29,094	30,470
Housing & Community Dev Rep II	4.3	6	6	2,197-2,651	185,376	187,032
Rural Loan Coordinator II	1.9	2	2	2,197-2,651	55,344	57,984
Legal Counsel	0.6	-	-	2,051-2,591	-	-
Housing & Community Develmt Rep I ..	2.5	4	4	1,407-2,197	72,746	75,936
Rural Loan Coordinator I	3	3	3	1,347-2,197	72,756	76,227
Office Techn-Typing	1	1	1	1,214-1,551	15,610	16,288
Acctg Techn	0.6	-	-	1,214-1,551	-	-
Secty	1	1	1	1,236-1,512	17,448	17,448
Office Asst II-Typing	-	1	1	1,048-1,367	12,954	13,374
Totals	18.2	23	23	\$479,773	\$612,291	\$629,127
Housing Development-Route 2:						
Housing & Community Dev Mgr II	1	-	-	2,651-3,200	-	-
Supvng Housing Constrn & Rehab Spec	0.1	-	-	2,472-2,983	-	-
Housing Constrn & Rehab Specialist ¹	2.5	3	-	2,251-2,717	43,494	-
Housing & Community Develmt Rep I ..	0.1	-	-	1,407-2,197	-	-
Office Techn-Typing	1	1	-	1,214-1,551	8,550	-
Office Asst II-Typing	0.2	-	-	1,048-1,367	-	-
Totals	4.9	4	-	\$134,853	\$52,044	-

2240 DEPARTMENT OF HOUSING AND COMMUNITY DEVELOPMENT—Continued

1
2
3
4
5
6
7
8
9
10
11
12
13
14
15
16
17
18
19
20
21
22
23
24
25
26
27
28
29
30
31
32
33
34
35
36
37
38
39
40
41
42
43
44
45
46
47
48
49
50
51
52
53
54
55
56
57
58
59
60
61
62
63
64
65
66
67
68
69
70
71
72
73
74
75
76
77
78
79
80
81
82
83
84
85
86
87
88
89
90
91
92
93
94
95
96
97
98

ORGANIZATIONAL UNIT Classification	NUMBER OF POSITIONS			EXPENDITURES		
	Filled 1983-84	Authorized 1984-85	Proposed 1985-86	Actual 1983-84	Estimated 1984-85	Proposed 1985-86
Housing Replacement—Century Freeway:				SALARY RANGE		
Exec Project Director	1	1	1	4,077-4,274	51,288	51,288
Dep Project Director-Housing	1	1	1	3,708-3,888	46,656	46,656
Dep Project Director-Prog Mgt	0.5	1	1	3,708-3,888	46,656	46,656
Staff Counsel II	1	1	1	3,128-3,780	43,062	45,182
Dep Project Director-Finance	0.7	1	1	3,372-3,534	42,408	42,408
Housing & Community Dev Mgr III ..	1.6	1	1	2,913-3,518	42,216	42,216
Staff Counsel I	0.1	1	1	2,845-3,440	39,670	41,280
Special Asst To Exec Proj Director ...	0.6	1	1	3,069-3,216	38,004	38,592
Housing & Community Dev Spec II ..	1	1	1	2,651-3,200	37,216	38,400
Housing & Community Develmt Mgr II	2.4	3	3	2,651-3,200	114,164	115,200
Supvng Housing Constrn & Rehab Spec	1.4	2	2	2,472-2,983	70,962	71,592
Housing & Community Dev Spec I ..	2.6	2	2	2,415-2,913	68,832	69,912
Housing & Community Dev Mgr I	0.7	-	-	2,415-2,913	-	-
Staff Services Mgr I	0.5	1	1	2,415-2,913	32,574	34,146
Housing Constrn & Rehab Specialist ..	10.5	12	12	2,251-2,717	351,478	367,808
Architectural Assoc	1	1	1	2,251-2,717	31,470	32,604
Housing & Community Dev Rep II	5	6	6	2,197-2,651	171,896	178,650
Assoc Govtl Prog Analyst	0.5	1	1	2,197-2,651	28,308	29,664
Housing & Community Dev Rep I	12.2	16	16	1,407-2,197	353,842	366,870
Staff Services Analyst-Gen	1.4	2	2	1,407-2,197	48,288	48,288
Audio-Visual Asst	0.4	1	1	1,827-2,197	22,871	23,968
Office Services Supvr II-Gen	0.4	1	1	1,358-1,768	18,092	18,852
Exec Secty I	0.5	1	1	1,389-1,653	18,612	19,464
Mgt Services Techn	1	1	1	1,177-1,565	16,756	17,488
Office Techn-Typing	0.9	1	1	1,214-1,551	16,236	16,830
Secty	1	1	1	1,236-1,512	17,448	17,448
Office Asst II-Typing	5.6	6	6	1,048-1,367	85,068	85,068
Steno	0.8	1	1	1,029-1,339	12,738	13,158
Word Processing Techn	1.8	2	2	1,048-1,309	29,748	29,748
Totals	58.1	70	70	\$1,464,461	\$1,896,559	\$1,949,436
Temporary Help	8.6	0.7	0.7	181,236	65,763	65,763
Overtime	-	-	-	18,234	-	-
Totals, Division Of Community Affairs	159.5	176.7	172.7	\$4,111,371	\$4,825,553	\$4,894,955
Division Of Research And Policy Development						
Div Chief	0.5	1	1	3,708-3,888	45,576	46,656
Asst Director-Legislation	0.6	1	1	3,372-3,534	42,408	42,408
Housing Issue Mgr	-	1	1	2,792-2,952	33,504	35,112
Housing & Community Dev Spec II ..	1	1	1	2,651-3,200	38,400	38,400
Housing & Community Dev Rep I	0.9	1	1	1,407-2,197	20,076	20,076
Mgt Services Techn	0.1	-	-	1,177-1,565	-	-
Office Techn-Typing	0.5	1	1	1,214-1,551	16,114	16,810
Office Asst II-Typing	1	1	1	1,048-1,367	15,120	15,120
Steno	0.5	-	-	1,029-1,339	-	-
Word Processing Techn	0.7	1	1	1,048-1,309	14,936	15,512
Totals	5.8	8	8	\$144,453	\$226,134	\$230,094
Research & Statistics:						
Housing & Community Dev Mgr II	1.6	2	2	2,651-3,200	75,764	76,800
Housing & Community Dev Rep II	2	2	2	2,197-2,651	58,176	59,448
Housing & Community Dev Rep I	1.1	1	1	1,407-2,197	19,692	20,624
Statistical Clk	0.8	1	1	1,214-1,425	15,074	15,659
Acct Clk II	0.1	-	-	1,087-1,367	-	-
Totals	5.6	6	6	\$149,009	\$168,706	\$172,531
Policy & Program Development:						
Housing & Community Dev Mgr II	1	1	1	2,651-3,200	35,512	37,216
Housing & Community Dev Rep II	2.8	3	3	2,197-2,651	86,820	89,454
Housing & Community Dev Rep I	1	1	1	1,407-2,197	26,364	26,364
Totals	4.8	5	5	\$135,722	\$148,696	\$153,034
Planning, Review & Local Assistance						
Housing & Community Dev Rep II	2	2	2	2,197-2,651	62,648	63,624
Housing & Community Dev Rep I	1.3	2	2	1,407-2,197	45,038	47,148
Totals	3.3	4	4	\$84,537	\$107,686	\$110,772
Temporary Help	0.6	1	1	13,278	35,000	35,000
Totals, Division Of Research And Policy Development.....	20.1	24	24	\$526,999	\$686,222	\$701,431
Division Of Codes And Standards						
Div Chief	0.4	1	1	3,708-3,888	45,396	46,656
Asst Chief	1.8	3	3	3,635-3,673	131,772	132,228
Codes & Stds Administrator III	1.8	2	2	2,983-3,602	76,110	79,788
Codes & Stds Administrator II	1.7	2	2	2,739-3,310	79,440	79,440
Codes & Stds Administrator I	1.5	1	1	2,546-3,072	36,864	36,864
Dist Rep II	0.1	1	1	2,372-2,861	33,032	34,332
Dist Rep I	0.9	-	-	2,161-2,605	-	-
Staff Services Analyst-Gen	1.8	2	2	1,407-2,197	48,458	49,488
Office Services Supvr II-Gen	1	1	1	1,358-1,768	19,332	19,332
Mgt Services Techn	-	1	1	1,177-1,565	17,832	18,684
Office Techn-Typing	1.2	1	1	1,214-1,551	16,180	16,800
Office Services Supvr I-Typing	1	1	1	1,214-1,551	16,980	17,100

2240 DEPARTMENT OF HOUSING AND COMMUNITY DEVELOPMENT—Continued

1
2
3
4
5
6
7
8
9
10
11
12
13
14
15
16
17
18
19
20
21
22
23
24
25
26
27
28
29
30
31
32
33
34
35
36
37
38
39
40
41
42
43
44
45
46
47
48
49
50
51
52
53
54
55
56
57
58
59
60
61
62
63
64
65
66
67
68
69
70
71
72
73
74
75
76
77
78
79
80
81
82
83
84
85
86
87
88
89
90
91
92
93
94
95
96
97
98

ORGANIZATIONAL UNIT Classification	NUMBER OF POSITIONS			EXPENDITURES		
	Filled 1983-84	Authorized 1984-85	Proposed 1985-86	Actual 1983-84	Estimated 1984-85	Proposed 1985-86
				SALARY RANGE		
Sr Steno	1	1	1	1,236-1,512	17,448	17,448
Secty	2.9	2	2	1,236-1,512	34,896	34,896
Sr Word Processing Techn	1	1	1	1,260-1,486	17,832	17,832
Mach Opr II -Gen	0.9	1	1	1,177-1,376	15,659	16,346
Acct Clk II	2	3	3	1,087-1,367	44,854	45,360
Office Asst II-Typing	3	3	3	1,048-1,367	44,256	44,256
Steno	2.4	1	1	1,029-1,339	15,396	15,396
Word Processing Techn	2.4	2	2	1,048-1,309	30,276	30,276
Office Asst II-Gen	2.6	3	3	1,048-1,309	41,712	42,180
Totals	31.4	33	33	\$680,398	\$783,725	\$794,702
Division Of Codes & Standards-Eng & Fac Blt:						
Engrng Plan Check Mgr	1	1	1	2,983-3,602	43,224	43,224
Sr Civil Engr	0.9	1	1	2,717-3,279	37,391	39,197
Dist Rep II	1.2	2	2	2,372-2,861	67,494	68,664
Assoc Civil Engr	4.8	6	6	2,360-2,845	188,911	196,282
Asst Civil Engr	1.2	1	1	1,959-2,360	28,320	28,320
Office Techn-Typing	1.2	2	2	1,214-1,551	33,388	34,084
Totals	10.3	13	13	\$309,372	\$398,728	\$409,771
Division Of Codes & Standards-Northern Area:						
Codes & Stds Administrator II	1	1	1	2,739-3,310	39,720	39,720
Codes & Stds Administrator I	2	2	2	2,546-3,072	73,728	73,728
Dist Rep II	4.9	4	4	2,372-2,861	137,328	137,328
Dist Rep I	13.5	18	18	2,161-2,605	550,510	554,445
Housing Inspection Asst	0.1	1	1	1,114-1,673	16,058	16,764
Office Techn-Gen	0.4	1	1	1,214-1,551	14,568	15,120
Office Services Supvr I-Gen	1	1	1	1,214-1,551	17,100	17,100
Prog Techn II-Mobilehomes	0.2	-	-	1,214-1,425	-	-
Acct Clk II	1	1	1	1,087-1,367	15,120	15,120
Office Asst II-Typing	3.8	5	5	1,048-1,367	72,048	72,840
Steno	0.8	1	1	1,029-1,339	14,128	14,660
Totals	28.7	35	35	\$772,929	\$950,308	\$956,825
Division Of Codes & Standards-Southern Area:						
Codes & Stds Administrator II	1	1	1	2,739-3,310	39,720	39,720
Codes & Stds Administrator I	2.5	2	2	2,546-3,072	73,728	73,728
Dist Rep II	4	5	5	2,372-2,861	171,660	171,660
Dist Rep I	13.6	14	14	2,161-2,605	425,555	429,423
Office Services Supvr II-Gen	0.8	1	1	1,358-1,768	17,649	18,417
Office Services Supvr I-Typing	0.3	-	-	1,214-1,551	-	-
Office Asst II-Typing	5.8	7	7	1,048-1,367	97,519	98,791
Office Asst I-Typing	0.2	-	-	976-1,126	-	-
Totals	28.2	30	30	\$756,013	\$825,831	\$831,739
Division Of Codes & Standards-Occ. Lic.:						
Codes & Stds Administrator I	1	1	1	2,546-3,072	36,864	36,864
Dist Rep II	2.5	4	4	2,372-2,861	133,312	134,760
Dist Rep I	5.2	6	6	2,161-2,605	187,560	187,560
Prog Techn II-Mobilehomes	5.8	6	6	1,214-1,425	102,600	102,600
Office Asst II-Typing	1.4	2	2	1,048-1,367	28,784	29,136
Prog Techn I-Mobilehomes	1.1	2	2	1,126-1,309	30,322	30,877
Word Processing Techn	0.8	2	2	1,048-1,309	31,367	31,416
Prog Techn Trainee-Mobilehomes	1.4	-	-	1,048-1,214	-	-
Totals	19.2	23	23	\$435,838	\$550,809	\$553,213
Division Of Codes & Standards-R&T:						
Mobilehome Regis Mgr	1	1	1	2,717-3,279	37,512	38,874
Mobilehome Regis Supvr III	1.8	2	2	2,197-2,651	58,428	60,024
Mobilehome Regis Specialist	0.3	1	1	2,197-2,651	29,664	31,080
Mobilehome Regis Supvr II	7	7	7	1,827-2,197	178,344	180,258
Mobilehome Regis Supvr I	2	2	2	1,666-2,002	47,122	47,922
Supvng Prog Techn III-Mobilehomes	1.4	2	2	1,544-1,854	41,574	43,550
Office Services Supvr II-General	2	2	2	1,358-1,768	37,927	38,664
Supvng Prog Techn II-Mobilehomes ..	5.6	9	9	1,358-1,611	160,794	165,583
Mgt Services Techn	1	1	1	1,177-1,565	18,752	18,780
Office Techn-Typing	1	1	1	1,214-1,551	16,230	16,926
Office Services Supvr I-Gen	3	3	3	1,214-1,551	50,488	51,184
Secty	1	1	1	1,236-1,512	16,799	17,448
Prog Techn II-Mobilehomes	26.1	32	32	1,214-1,425	539,770	543,944
Office Asst II-Typing	4.2	4	4	1,048-1,367	58,272	58,272
Steno	1.7	2	2	1,029-1,339	27,398	28,324
Prog Techn I-Mobilehomes	13.9	19	19	1,126-1,309	289,033	293,940
Word Processing Techn	0.8	1	1	1,048-1,309	15,512	15,708
Office Asst II-Gen	19.7	24	24	1,048-1,309	338,626	342,346
Prog Techn Trainee-Mobilehomes	7.6	8	8	1,048-1,214	112,984	114,194
Totals	101.1	122	122	\$1,684,421	\$2,075,229	\$2,107,021
Division Of Codes & Standards:						
Supvng Prog Techn III-Mobilehomes ..	0.5	-	-	1,544-1,854	-	-
Supvng Prog Techn II-Mobilehomes ..	0.5	-	-	1,358-1,611	-	-
Office Services Supvr I-Gen	0.3	-	-	1,214-1,551	-	-
Prog Techn II-Mobilehomes	2.4	-	-	1,214-1,425	-	-
Office Asst II-Typing	0.6	-	-	1,048-1,367	-	-
Prog Techn I-Mobilehomes	2.4	-	-	1,126-1,309	-	-

2240 DEPARTMENT OF HOUSING AND COMMUNITY DEVELOPMENT—Continued

1
2
3
4
5
6
7
8
9
10
11
12
13
14
15
16
17
18
19
20
21
22
23
24
25
26
27
28
29
30
31
32
33
34
35
36
37
38
39
40
41
42
43
44
45
46
47
48
49
50
51
52
53
54
55
56
57
58
59
60
61
62
63
64
65
66
67
68
69
70
71
72
73
74
75
76
77
78
79
80
81
82
83
84
85
86
87
88
89
90
91
92
93
94
95
96
97
98

ORGANIZATIONAL UNIT Classification	NUMBER OF POSITIONS			EXPENDITURES		
	Filed 1983-84	Authorized 1984-85	Proposed 1985-86	Actual 1983-84	Estimated 1984-85	Proposed 1985-86
				SALARY RANGE		
Word Processing Techn	0.1	-	-	1,048-1,309	-	-
Office Asst II-Gen	1.8	-	-	1,048-1,309	-	-
Totals	8.6	-	-	\$133,547	-	-
Division Of Codes & Standards:						
Codes & Stds Administrator II	0.5	-	-	2,739-3,310	-	-
Codes & Stds Administrator I	0.8	-	-	2,546-3,072	-	-
Dist Rep II	0.5	-	-	2,372-2,861	-	-
Dist Rep I	3.5	-	-	2,161-2,605	-	-
Office Techn-Gen	0.5	-	-	1,214-1,551	-	-
Office Asst II-Typing	0.9	-	-	1,048-1,367	-	-
Totals	6.7	-	-	\$180,342	-	-
Temporary Help	6.2	7.7	7.7	132,147	359,059	359,059
Overtime	-	-	-	12,127	-	-
Totals, Division Of Codes And Standards	240.4	263.7	263.7	\$5,097,134	\$5,943,689	\$6,012,330
TOTALS, AUTHORIZED POSITIONS	521.8	582.8	578.8	\$12,080,059	\$14,260,996	\$14,478,561
Regular/Ongoing Positions	499.8	571	567	11,568,846	13,767,554	13,985,119
Temporary Help	22	11.8	11.8	467,344	493,442	493,442
Overtime	-	-	-	43,869	-	-
Continuously vacant positions abolished by the State Controller:						
Housing & Community Mgr I	-	1	1	2,415-2,913	-	-
Housing Constrn & Rehab Spec	-	1	1	2,251-2,717	-	-
Prog Techn I	-	1	1	1,126-1,309	-	-
Word Processing Techn	-	0.5	0.5	1,048-1,309	-	-
Office Asst II-Typing	-	1	1	1,048-1,309	-	-

¹ Four positions will expire 12/31/84.

2290 DEPARTMENT OF INSURANCE *

Administration Commissioners Office:				SALARY RANGE		
	Filed 1983-84	Authorized 1984-85	Proposed 1985-86	Actual 1983-84	Estimated 1984-85	Proposed 1985-86
Insurance Commissioner	1	1	1	\$57,829	\$68,000	\$68,000
Chief Dep Insurance Commissioner ..	1	1	1	4,486	53,832	53,832
Staff Counsel III	1	1	1	3,602-4,360	52,320	52,320
Asst Commissioner	-	1	1	3,372-3,534	40,464	42,408
Staff Counsel I	1	1	1	2,845-3,440	38,140	39,992
Info Off II	1	1	1	2,651-3,200	38,400	38,400
DP Mgr II	0.8	1	1	2,651-3,200	31,812	33,336
Sr Law Indexer	1	1	1	1,544-1,854	22,248	22,248
Exec Secty II	1	1	1	1,512-1,809	21,708	21,708
Legal Secty	0.1	-	-	1,450-1,729	-	-
Sr Legal Typist	0.8	1	1	1,331-1,729	20,672	20,748
Secty I	1	1	1	1,389-1,653	19,836	19,836
Office Techn-Typing	0.5	1	1	1,214-1,551	17,100	17,100
Secty	0.4	-	-	1,236-1,512	-	-
Totals	10.6	12	12	\$325,227	\$424,532	\$429,928
Actuarial Division:						
C.E.A. III	1	1	1	3,357-4,464	53,568	53,568
Sr Life Actuary	2	2	2	3,200-4,255	92,856	92,856
Actuary	0.2	-	-	2,913-4,255	-	-
Sr Casualty Actuary	1	1	1	3,200-4,255	46,428	46,428
Assoc Casualty Actuary	1	1	1	2,913-3,869	42,216	42,216
Assoc Life Actuary	0.8	1	1	2,913-3,869	36,485	38,252
Actuarial Statistician	1.1	1	1	2,197-2,913	31,812	31,812
Insurance Examiner	0.8	4	4	1,407-2,651	70,614	72,888
Mgt Services Techn	0.3	-	-	1,177-1,565	-	-
Office Techn-Typing	0.4	-	-	1,214-1,551	-	-
Office Asst II-Typing	0.7	1	1	1,048-1,367	14,568	14,568
Totals	9.3	12	12	\$327,604	\$388,547	\$392,588
Conservation Liquidation Division:						
C.E.A. II	1	1	1	3,052-4,057	48,684	48,684
Sr Insurance Examiner	1	1	1	2,651-3,869	35,790	37,512
Assoc Insurance Examiner	1	1	1	2,197-3,200	31,812	31,812
Conservation & Liquidation Off	1	1	1	2,651-3,200	38,400	38,400
Secty	1	1	1	1,236-1,512	17,448	17,448
Totals	5	5	5	\$164,422	\$172,134	\$173,856
Fraud Bureau:						
Chief	0.7	1	1	2,930-3,543	38,064	39,904
Supvng Special Investigator II	1.2	1	1	2,669-3,222	33,458	35,029
Supvng Special Investigator I	1.8	2	2	2,319-2,799	63,635	65,493
Sr Special Investigator	4.3	7	7	2,113-2,546	203,012	205,920
Special Investigator I	1.7	3	3	1,723-2,319	78,994	80,347

*The Salary Range and the amounts shown in 1984-85 and 1985-86 for this department do not reflect the 1984-85 fiscal year salary increase adjustment. This adjustment is reflected in the departmental Summary by Object of the Governor's Budget.

2290 DEPARTMENT OF INSURANCE—Continued

ORGANIZATIONAL UNIT	NUMBER OF POSITIONS			EXPENDITURES		
	Filled 1983-84	Authorized 1984-85	Proposed 1985-86	Actual 1983-84	Estimated 1984-85	Proposed 1985-86
SALARY RANGE						
Office Techn-Gen	-	-	-	1,214-1,551	-	-
Office Techn-Typing	1.5	1	1	1,214-1,551	17,100	17,100
Office Asst II-Typing	0.3	2	2	1,048-1,367	27,434	28,402
Word Processing Techn	0.9	1	1	1,048-1,309	15,708	15,708
Key Data Opr	1	1	1	976-1,309	15,708	15,708
Prog Techn Trainee-Gen	0.5	1	1	1,048-1,214	14,524	14,568
Totals	13.9	20	20	\$338,426	\$507,637	\$518,179
Info. & Tech. Mgt. Division						
Off Automation Bureau:						
Staff Services Analyst-Gen	1	1	1	1,407-2,197	24,258	25,426
E.D.P. Bureau:						
DP Mgr I	1	1	1	2,415-2,913	34,956	34,956
Staff Programmer Analyst	0.4	1	1	2,197-2,651	32,066	33,606
Assoc Programmer Analyst	4.6	4	4	2,197-2,651	116,102	119,792
Assoc DP Analyst	1	1	1	2,197-2,651	31,812	31,812
Programmer II	1.2	1	1	1,827-2,197	23,844	24,984
Programmer I	1.2	1	1	1,407-1,827	19,024	19,917
Sr DP Techn	1.2	1	1	1,462-1,745	18,752	19,617
DP Techn	0.9	1	1	1,198-1,523	18,276	18,276
Key Data Supvr I	1	1	1	1,260-1,486	17,832	17,832
Key Data Opr	2.1	2	2	976-1,309	31,416	31,416
Mech & Tech Occupational Trainee ..	0.4	1	1	950-1,018	12,029	12,390
Totals	15	15	15	\$334,749	\$356,109	\$364,598
Exam. Tech. Support Bureau:						
Assoc Programmer Analyst	1	1	1	2,197-2,651	31,812	31,812
Division Office:						
Supvng Insurance Examiner	0.2	1	1	2,913-3,869	40,767	42,216
DP Mgr II	0.8	-	-	2,651-3,200	-	-
Office Asst II-Typing	0.1	1	1	1,048-1,367	12,989	13,409
Totals	1.1	2	2	\$38,797	\$53,756	\$55,625
Administration Division:						
Personnel Services Bureau:						
Staff Services Mgr I	0.9	1	1	2,415-2,913	34,956	34,956
Assoc Personnel Analyst	1.9	2	2	2,197-2,651	57,536	60,314
Staff Services Analyst-Gen	1	1	1	1,407-2,197	21,924	21,924
Personnel Asst II	0.1	-	-	1,481-1,768	-	-
Mgt Services Techn	1.5	2	2	1,177-1,565	35,198	36,730
Office Techn-Gen	0.3	-	-	1,214-1,551	-	-
Personnel Asst I	0.1	-	-	1,126-1,551	-	-
Stock Clk	0.1	-	-	1,168-1,486	-	-
Office Asst II-Typing	0.9	1	1	1,048-1,367	13,584	13,584
Office Asst I-Typing	0.1	-	-	976-1,126	-	-
Totals	6.9	7	7	\$148,945	\$163,198	\$167,508
Fiscal Services Bureau:						
Staff Services Mgr I	1	1	1	2,415-2,913	34,956	34,956
Sr Acctg Off-Supvr	1	1	1	2,197-2,651	31,812	31,812
Staff Services Analyst-Gen	1.7	1	1	1,407-2,197	19,414	20,320
Accountant I-Supvr	0.5	1	1	1,513-1,973	17,462	18,209
Accountant I - Specialist	2	2	2	1,401-1,827	36,258	37,861
Office Services Supvr II-Gen	1	1	1	1,358-1,768	19,332	19,332
Mgt Services Techn	1.5	1	1	1,177-1,565	15,561	16,230
Office Techn-Typing	1	1	1	1,214-1,551	15,561	16,230
Office Techn-Gen	0.3	-	-	1,214-1,551	-	-
Acct Clk II	0.1	-	-	1,087-1,367	-	-
Office Asst II-Typing	4.7	6	6	1,048-1,367	82,107	82,527
Totals	14.8	15	15	\$256,823	\$272,463	\$277,477
Business Services Bureau:						
Bus Service Off III	1	1	1	2,197-2,651	31,812	31,812
Staff Services Analyst-Gen	1	1	1	1,407-2,197	23,484	24,600
Office Services Supvr II-Gen	0.9	1	1	1,358-1,768	18,863	19,332
Stock Clk	1	1	1	1,168-1,486	16,404	16,404
Mach Opr II-Gen	1	1	1	1,177-1,376	16,440	16,512
Office Asst II-Typing	3.6	3	3	1,048-1,367	41,736	41,736
Office Asst II-Gen	1	1	1	1,048-1,309	14,568	14,568
Word Processing Techn	0.2	-	-	1,048-1,309	-	-
Office Asst I-Typing	-	1	1	976-1,126	12,156	12,546
Temporary Help	0.3	0.7	0.7	50,422	73,000	73,000
Overtime	-	-	-	60,076	12,000	12,000
Totals	10	10.7	10.7	\$273,900	\$260,463	\$262,510
Division Office:						
C.E.A. II	0.8	1	1	3,052-4,057	43,936	46,070
Staff Services Mgr II-Supvr	0.2	-	-	2,651-3,200	-	-
Staff Services Analyst-Gen	0.2	1	1	1,407-2,197	23,484	24,600
Word Processing Techn	0.8	1	1	1,048-1,309	14,568	15,120
Totals	2	3	3	\$55,402	\$81,988	\$85,790
Totals, Administration	90.6	103.7	103.7	\$2,317,735	\$2,736,897	\$2,785,297

2290 DEPARTMENT OF INSURANCE—Continued

ORGANIZATIONAL UNIT	NUMBER OF POSITIONS			EXPENDITURES		
	Filed 1983-84	Authorized 1984-85	Proposed 1985-86	Actual 1983-84	Estimated 1984-85	Proposed 1985-86
Rate Regulation Division						
Rate Administration Bureau:						
Supvng Ins Rate Analyst	1	1	1	2,913-3,518	39,970	41,894
Assoc Insurance Rate Analyst	0.6	2	2	2,197-2,913	53,470	56,056
Insurance Rate Analyst	2.4	2	2	1,407-2,415	39,488	41,268
Word Processing Techn	0.4	1	1	1,048-1,309	15,708	15,708
Office Asst II-Gen	0.7	1	1	1,048-1,309	14,216	14,568
Totals	5.1	7	7	\$119,319	\$162,852	\$169,494
Field Operation Bureau:						
Supvng Ins Rate Analyst	1	1	1	2,913-3,518	41,733	42,216
Sr Insurance Rate Analyst	3.2	4	4	2,651-3,518	142,934	147,030
Assoc Insurance Rate Analyst	3.9	6	6	2,197-2,913	167,496	174,678
Insurance Rate Analyst	9.1	9	9	1,407-2,415	178,125	186,295
Mgt Services Techn	0.8	1	1	1,177-1,565	16,926	17,649
Steno	1	1	1	1,029-1,339	15,396	15,396
Totals	19	22	22	\$464,670	\$562,610	\$583,264
Division Office:						
Div Chief	1	1	1	3,357-4,057	48,684	48,684
Secty	1	1	1	1,236-1,512	17,448	17,448
Totals	2	2	2	\$64,260	\$66,132	\$66,132
Totals, Rate Regulation Division ..	26.1	31	31	\$648,249	\$791,594	\$818,890
Legal Division						
Policy Approval Bureau:						
Staff Counsel II	3	3	3	3,128-3,780	136,080	136,080
Assoc Insurance Policy Off	0.2	-	-	2,251-2,983	-	-
Totals	3.2	3	3	\$139,229	\$136,080	\$136,080
Corp Affairs Bureau:						
Staff Counsel III	1	1	1	3,602-4,360	52,320	52,320
Staff Counsel II	3.2	2.9	2.9	3,128-3,780	131,544	131,544
Staff Counsel I	1.6	1	1	2,845-3,440	37,536	39,348
Legal Counsel	1.1	4	4	2,051-2,591	102,828	107,778
Legal Asst	1.8	5	5	1,544-1,854	103,485	105,408
Totals	8.7	13.9	13.9	\$355,434	\$427,713	\$436,398
Division Office:						
Chief Counsel I	1	1	1	3,888-4,704	56,448	56,448
Staff Counsel II	1	1	1	3,128-3,780	45,360	45,360
Hearing Reporter	0.3	-	-	2,197-2,651	-	-
Legal Support Supvr I	0.6	-	-	1,512-1,983	-	-
Legal Asst	0.8	1	1	1,544-1,854	22,113	22,248
Office Services Supvr II-Gen	0.2	1	1	1,358-1,768	17,283	18,027
Legal Secty	0.3	-	-	1,450-1,729	-	-
Sr Legal Typist	1.6	1	1	1,331-1,729	18,924	18,924
Legal Typist	2.9	3	3	1,191-1,517	53,797	54,549
Sr Word Processing Techn	0.2	-	-	1,260-1,486	-	-
Office Asst II-Typing	2.2	3	3	1,048-1,367	41,316	41,316
Word Processing Techn	0.3	1	1	1,048-1,309	15,708	15,708
Totals	11.4	12	12	\$263,493	\$270,949	\$272,580
Totals, Legal Division	23.3	28.9	28.9	\$758,156	\$834,742	\$845,058
Enforcement Division						
License Bureau:						
Chief-Producer Licensing	1	1	1	2,717-3,279	37,101	38,895
Asst Chief-Producer Licensing	1	1	1	2,251-2,717	29,328	30,735
Test Validation & Develmt Spec II	0.9	1	1	2,197-2,651	28,868	30,234
Test Validation & Develmt Spec I	0.1	-	-	1,827-2,197	-	-
Staff Services Analyst-Gen	1	1	1	1,407-2,197	24,504	25,671
Supvng Prog Techn III-Ins Licensing ..	2	2	2	1,544-1,854	44,238	44,496
Office Services Supvr III-Gen	0.2	1	1	1,544-1,854	18,662	19,490
Office Services Supvr II-Gen	1	1	1	1,358-1,768	19,332	19,332
Supvng Prog Techn II-Ins Licensing ..	3.9	4	4	1,358-1,611	75,728	76,848
Sr Word Processing Techn	0.2	-	-	1,260-1,486	-	-
Prog Techn II-Ins Licensing	25.4	24.9	24.9	1,214-1,425	414,807	419,794
Office Asst II-Typing	4.9	5.5	5.5	1,048-1,367	75,086	76,853
Word Processing Techn	0.4	1	1	1,048-1,309	15,365	15,708
Office Asst II-Gen	2.4	1	1	1,048-1,309	14,568	14,568
Examination Proctor	6.8	7	7	1,126-1,305	105,696	106,380
Prog Techn Trainee-Gen	2.4	2	2	1,048-1,214	27,328	28,012
Office Asst I-Typing	0.2	-	-	976-1,126	-	-
Office Asst I-Gen	1.2	5	5	944-1,087	59,568	61,455
Totals	55	58.4	58.4	\$907,475	\$990,179	\$1,008,471
Compliance Bureau:						
Staff Counsel III	1.9	2	2	3,602-4,360	101,999	104,436
Staff Counsel II	0.8	1	1	3,128-3,780	45,360	45,360
Staff Counsel I	2	2	2	2,845-3,440	72,469	75,984
Hearing Reporter	0.8	1	1	2,197-2,651	31,812	31,812
Sr Legal Typist	1	1	1	1,331-1,729	18,924	18,924
Legal Typist	1	1	1	1,191-1,517	16,740	16,740
Office Asst II-Typing	0.4	1	1	1,048-1,367	13,164	13,164
Totals	7.9	9	9	\$263,394	\$300,468	\$306,420

2290 DEPARTMENT OF INSURANCE—Continued

ORGANIZATIONAL UNIT Classification	NUMBER OF POSITIONS			EXPENDITURES		
	Filed 1983-84	Authorized 1984-85	Proposed 1985-86	Actual 1983-84	Estimated 1984-85	Proposed 1985-86
Investigation Bureau:				SALARY RANGE		
Chief Investigator	1	1	1	2,930-3,543	38,819	40,690
Supvng Insurance Investigator	2.9	3	3	2,669-3,222	115,992	115,992
Sr Insurance Investigator	4	5	5	2,546-3,072	174,038	179,176
Assoc Insurance Investigator	11.1	11	11	2,319-2,799	346,098	354,629
Insurance Investigator	13.9	16	16	1,480-2,546	382,447	398,105
Office Techn-Typing	2.9	3	3	1,214-1,551	49,801	50,546
Insurance Trainee	0.1	-	-	1,156-1,532	-	-
Sr Steno	2	2	2	1,236-1,512	34,896	34,896
Office Asst II-Typing	1.5	3	3	1,048-1,367	39,912	39,912
Word Processing Techn	0.2	-	-	1,048-1,309	-	-
Office Asst II-Gen	1	1	1	1,048-1,309	14,436	14,568
Totals	40.6	45	45	\$1,065,972	\$1,196,439	\$1,228,514
Division Office:						
C.E.A. II	1	1	1	3,052-4,057	47,556	48,684
Staff Counsel II	1	1	1	3,128-3,780	45,360	45,360
Secty	0.8	1	1	1,236-1,512	14,832	15,296
Totals	2.8	3	3	\$102,200	\$107,748	\$109,440
Totals, Enforcement Division	106.3	115.4	115.4	\$2,339,041	\$2,594,834	\$2,652,845
Examination Division						
Field Examination Bureau:						
Sr Insurance Examiner	19.8	20	20	2,651-3,869	758,427	768,893
Assoc Insurance Examiner	22.4	22	22	2,197-3,200	716,855	721,919
Insurance Examiner	6.7	9	9	1,407-2,651	197,328	205,160
Totals	48.9	51	51	\$1,570,233	\$1,672,610	\$1,695,972
Reinsurance Bureau:						
Sr Insurance Examiner	0.9	1	1	2,651-3,869	33,209	34,821
Supvng Ins Examiner	0.9	1	1	2,913-3,518	42,055	42,216
Assoc Insurance Examiner	2	2	2	2,197-3,200	63,136	63,624
Supvr-Financial Statements	0.1	-	-	2,651-3,200	-	-
Insurance Examiner	1.9	3	3	1,407-2,651	59,835	61,572
Office Asst II-Typing	0.9	1	1	1,048-1,367	13,164	13,164
Totals	6.7	8	8	\$183,660	\$211,399	\$215,397
Division Office:						
Div Chief	1	1	1	3,357-4,057	48,684	48,684
Insurance Claims Specialist	2	2	2	2,913-3,518	83,949	84,432
Supvng Ins Examiner	2	2	2	2,913-3,518	84,432	84,432
Assoc Insurance Examiner	0.1	-	-	2,197-3,200	-	-
Mgt Services Techn	0.3	0.5	0.5	1,177-1,565	8,376	8,733
Office Techn-Typing	1	1	1	1,214-1,551	17,100	17,100
Office Asst II-Typing	1.3	1.5	1.5	1,048-1,367	29,136	29,136
Word Processing Techn	1	1	1	1,048-1,309	15,708	15,708
Totals	8.7	9	9	\$266,085	\$287,385	\$288,225
Totals, Examination Division	64.3	68	68	\$2,019,978	\$2,171,394	\$2,199,594
Financial Analysis Division						
Financial Analysis Bureau:						
Sr Life Actuary	1	1	1	3,200-4,255	46,428	46,428
Sr Insurance Examiner	3.4	7	7	2,651-3,869	244,512	250,720
Supvng Ins Examiner	0.9	1	1	2,913-3,518	38,252	40,127
Assoc Insurance Examiner	3.3	7	7	2,197-3,200	197,994	204,494
Insurance Examiner	1.8	1	1	1,407-2,651	24,120	25,275
Office Asst II-Typing	0.9	1	1	1,048-1,367	13,164	13,164
Word Processing Techn	1	1	1	1,048-1,309	15,708	15,708
Totals	12.3	19	19	\$391,860	\$580,178	\$595,916
Tax Return Audit Bureau:						
Supvr Tax Return Audit Bureau	1	1	1	2,651-3,200	38,252	38,400
Insurance Examiner	2	2	2	1,407-2,651	52,728	52,728
Totals	3	3	3	\$86,695	\$90,980	\$91,128
Division Office:						
Div Chief	1	1	1	3,357-4,057	47,368	48,684
Staff Counsel II	0.9	1	1	3,128-3,780	45,360	45,360
Assoc Insurance Examiner	0.5	1	1	2,197-3,200	26,364	27,636
Assoc Insurance Investigator	1	1	1	2,319-2,799	33,588	33,588
Sr Legal Steno	1	1	1	1,331-1,729	18,924	18,924
Word Processing Techn	0.8	1	1	1,048-1,309	15,708	15,708
Totals	5.2	6	6	\$139,732	\$187,312	\$189,900
Totals, Financial Analysis Division	20.5	28	28	\$618,287	\$858,470	\$876,944
Consumer Affairs Division						
Consumer Services Bureau:						
Sr Insurance Examiner	0.9	1	1	2,651-3,869	33,209	34,821
Assoc Insurance Policy Off	0.5	1	1	2,251-2,983	32,604	32,604
Insurance Policy Off	1	1	1	2,051-2,717	29,664	29,664
Mgt Services Techn	0.5	1	1	1,177-1,565	16,182	16,878

2290 DEPARTMENT OF INSURANCE—Continued

ORGANIZATIONAL UNIT	NUMBER OF POSITIONS			EXPENDITURES		
	Filled 1983-84	Authorized 1984-85	Proposed 1985-86	Actual 1983-84	Estimated 1984-85	Proposed 1985-86
				SALARY RANGE		
Insurance Trainee	0.5	1	1	1,156-1,532	16,164	16,164
Legal Typist	0.3	-	-	1,191-1,517	-	-
Stock Clk	0.2	1	1	1,168-1,486	16,404	16,404
Office Asst II-Typing	0.2	-	-	1,048-1,367	-	-
Totals	4.1	6	6	\$99,663	\$144,227	\$146,535
Policy Services Bureau:						
Chief	1	1	1	2,845-3,440	41,280	41,280
Supvng Insurance Policy Off	1	1	1	2,591-3,128	37,536	37,536
Assoc Insurance Policy Off	10.2	9	9	2,251-2,983	293,310	293,436
Sr Insurance Policy Off	2.2	2	2	2,472-2,983	70,764	71,592
Insurance Policy Off	1.6	3	3	2,051-2,717	79,977	82,375
Insurance Investigator	0.1	-	-	1,480-2,546	-	-
Office Services Supvr I-Typing	1	1	1	1,214-1,551	17,100	17,100
Legal Typist	0.8	1	1	1,191-1,517	16,740	16,740
Sr Word Processing Techn	0.9	1	1	1,260-1,486	16,926	17,649
Office Asst II-Typing	2.5	3	3	1,048-1,367	41,868	41,868
Word Processing Techn	1.8	2	2	1,048-1,309	29,982	30,276
Totals	23.1	24	24	\$623,389	\$645,483	\$649,852
Market Conduct Bureau:						
Supvng Insurance Policy Off	1	1	1	2,591-3,128	37,536	37,536
Division Office:						
Sr Insurance Policy Off	0.9	1	1	2,472-2,983	35,658	35,796
Assoc Insurance Investigator	1	1	1	2,319-2,799	33,588	33,588
Assoc Insurance Policy Off	3.9	4	4	2,319-2,799	124,698	126,132
Insurance Policy Off	0.4	1	1	2,051-2,717	25,008	26,204
Office Services Supvr I-Gen	1	1	1	1,214-1,551	17,100	17,100
Office Asst II-Typing	0.7	1	1	1,048-1,367	13,584	13,584
Word Processing Techn	2.7	2	2	1,048-1,309	31,416	31,416
Totals	11.6	12	12	\$260,993	\$318,588	\$321,356
Totals, Consumer Affairs	38.8	42	42	\$984,045	\$1,108,298	\$1,117,743
TOTALS, AUTHORIZED POSITIONS	369.9	417	417	\$9,685,491	\$11,096,229	\$11,296,371
Regular/Ongoing Positions	369.6	416.3	416.3	9,574,993	11,011,229	11,211,371
Temporary Help	0.3	0.7	0.7	50,422	73,000	73,000
Overtime	-	-	-	60,076	12,000	12,000

2320 DEPARTMENT OF REAL ESTATE *

Administrative Services	SALARY RANGE					
Administration:						
Real Estate Commissioner	1	1	1	\$57,829	\$57,829	\$57,829
Chief Dep Commissioner	1	1	1	4,486	53,832	53,832
Chief Counsel I, C.E.A.	-	1	1	3,888-4,704	56,448	56,448
C.E.A. III	2	1	1	3,357-4,464	53,568	53,568
C.E.A. II	1	1	1	3,052-4,057	48,684	48,684
C.E.A. I	0.4	1	1	2,778-3,690	43,076	44,220
Legis Coordinator	0.3	1	1	2,651-3,200	37,216	38,400
Asst Commissioner/Adm Asst	1	1	1	3,069	36,828	36,828
Staff Services Mgr I	0.4	1	1	2,415-2,913	34,956	34,956
Real Estate Specialist III	1	1	1	2,251-2,717	32,604	32,604
Staff Services Analyst-Gen	-	1	1	1,407-2,197	24,024	25,716
Exec Secty II	1	1	1	1,512-1,809	21,708	21,708
Legal Secty	1	1	1	1,450-1,729	20,748	20,748
Exec Secty I	1	1	1	1,389-1,653	17,832	18,612
Mgt Services Techn	0.2	1	1	1,177-1,565	18,780	18,780
Office Techn-Typing	0.4	1	1	1,214-1,551	17,100	17,100
Secty	0.4	1	1	1,236-1,512	17,448	17,448
Office Asst II-Typing	0.3	1	1	1,048-1,367	12,954	13,374
Temporary Help	0.2	-	-	(12,227)	-	-
Totals	12.6	18	18	\$462,480	\$605,635	\$610,915
Personnel Services:						
Staff Services Mgr II-Supvry	1	1	1	2,651-3,200	38,400	38,400
Assoc Personnel Analyst	2.6	2	2	2,197-2,651	63,624	63,624
Trng Off I	0.9	1	1	2,197-2,651	31,812	31,812
Personnel Asst II	1	1	1	1,481-1,768	19,198	20,122
Office Techn-Typing	1.8	2	2	1,214-1,551	34,200	34,200
Personnel Asst I	1.3	2	2	1,126-1,551	33,026	34,190
Office Asst I-Typing	0.7	1	1	976-1,126	12,156	12,546
Temporary Help	0.1	-	-	(2,230)	-	-
Totals	9.4	10	10	\$224,110	\$232,416	\$234,894
Fiscal Operations:						
Staff Services Mgr I	1	1	1	2,415-2,913	34,956	34,956
Assoc Budget Analyst	1	1	1	2,197-2,651	28,308	29,664
Acctg Off-Supvr	1	1	1	1,827-2,197	23,574	24,696
Bus Service Off I	1	1	1	1,827-2,197	26,364	26,364
Mgt Services Techn	0.3	1	1	1,177-1,565	15,940	16,440

*The Salary Range and the amounts shown in 1984-85 and 1985-86 for this department do not reflect the 1984-85 fiscal year salary increase adjustment. This adjustment is reflected in the departmental Summary by Object of the Governor's Budget.

2320 DEPARTMENT OF REAL ESTATE—Continued

ORGANIZATIONAL UNIT Classification	NUMBER OF POSITIONS			EXPENDITURES		
	Filled 1983-84	Authorized 1984-85	Proposed 1985-86	Actual 1983-84	Estimated 1984-85	Proposed 1985-86
SALARY RANGE						
Sr Acct Clk	1	1	1	1,214-1,551	17,100	17,100
Acctg Techn	1.2	2	2	1,214-1,551	31,604	32,924
Stock Clk	1	1	1	1,168-1,486	16,404	16,404
Acct Clk II	1.7	1	1	1,087-1,367	14,890	15,120
Office Asst II-Typing	2	2	2	1,048-1,367	27,809	28,570
Office Asst II-Gen	1.9	2	2	1,048-1,309	27,942	28,380
Office Asst I-Gen	0.4	1	1	944-1,087	11,906	12,284
Totals	13.5	15	15	\$241,396	\$276,797	\$282,902
Information Systems:						
DP Mgr I	1	1	1	2,415-2,913	34,956	34,956
Assoc Programmer Analyst	1.6	2	2	2,197-2,651	63,624	63,624
Programmer II	2.8	3	3	1,827-2,197	75,123	77,328
DP Techn	2	2	2	1,198-1,523	36,328	36,552
Key Data Supvr I	1	1	1	1,260-1,486	16,404	17,100
Sr Word Processing Techn	1	1	1	1,260-1,486	17,832	17,832
Office Asst II-Typing	0.7	1	1	1,048-1,367	13,094	13,514
Key Data Opr	3	4	4	976-1,309	31,416	31,416
Word Processing Techn	3	4	4	1,048-1,309	58,799	60,141
Overtime	-	-	-	(1,105)	-	-
Totals	16.1	19	19	\$315,392	\$347,576	\$352,463
Totals, Administrative Services	51.6	62	62	\$1,243,378	\$1,462,424	\$1,481,174
Licensing						
Administration:						
Real Estate Mgr IV	1	1	1	3,128-3,780	42,900	45,004
Real Estate Mgr II	2	2	2	2,472-2,983	70,488	71,592
Real Estate Mgr I	1.3	1	1	2,251-2,717	31,218	32,604
Office Services Supvr III-Gen	1.8	2	2	1,544-1,854	38,195	40,007
Office Techn-Typing	2.7	2	2	1,214-1,551	33,156	33,852
Office Asst II-Typing	1.6	2	2	1,048-1,367	29,004	29,136
Office Asst II-Gen	0.8	1	1	1,048-1,309	14,568	14,568
Temporary Help	-	-	-	(755)	-	-
Originals:						
Supvng Prog Techn I-Real Estate Lic	1	1	1	1,260-1,486	16,926	17,649
Prog Techn I-Real Estate Lic	2.6	6	6	1,126-1,309	90,000	90,912
Exam Administration:						
Office Services Supvr I-Typing	0.6	1	1	1,214-1,551	17,100	17,100
Prog Techn II-Real Estate Lic	1	1	1	1,214-1,425	17,100	17,100
Office Asst II-Typing	1.7	3	3	1,048-1,367	42,160	42,580
Office Asst I-Typing	-	1	1	976-1,126	12,156	12,546
Temporary Help-Exam Proctors	5.9	7	7	(70,299)	59,995	59,995
Flag:						
Prog Techn III-Real Estate Lic	1	1	1	1,358-1,611	19,332	19,332
Prog Techn II-Real Estate Lic	1.8	2	2	1,214-1,425	34,142	34,200
Information:						
Supvng Prog Techn I-Real Estate Lic	1	1	1	1,260-1,486	17,832	17,832
Office Asst II-Gen	0.9	1	1	1,048-1,309	14,568	14,568
Prog Techn I-Real Estate Lic	3.4	4	4	1,126-1,309	60,071	61,164
Broker Changes:						
Supvng Prog Techn I-Real Estate Lic	0.9	1	1	1,260-1,486	17,832	17,832
Office Asst II-Typing	0.9	1	1	1,048-1,367	14,568	14,568
Prog Techn I-Real Estate Lic	4	6	6	1,126-1,309	92,124	92,580
Office Asst I-Typing	-	1	1	976-1,126	12,156	12,546
Sales Changes:						
Supvng Prog Techn I-Real Estate Lic	0.8	1	1	1,260-1,486	16,926	17,649
Office Asst II-Gen	0.9	1	1	1,048-1,309	14,568	14,568
Prog Techn I-Real Estate Lic	7.7	10	10	1,126-1,309	153,092	154,680
Masterfiles-Microfilm:						
Office Services Supvr I-Gen	1	1	1	1,214-1,551	17,100	17,100
Office Asst II-Gen	1.1	1	1	1,048-1,309	14,040	14,568
Office Asst I-Gen	1	2	2	944-1,087	24,814	25,320
Office Occupations Clk	2	2	2	913-1,048	25,488	25,488
Education:						
Real Estate Specialist III	0.8	1	1	2,251-2,717	32,604	32,604
Real Estate Specialist II	3.8	4	4	2,051-2,472	109,523	112,279
Sr Steno	1	1	1	1,236-1,512	17,448	17,448
Office Asst II-Typing	0.3	1	1	1,048-1,367	13,339	13,774
Steno	1	1	1	1,029-1,339	15,396	15,396
Exam Preparation:						
Real Estate Specialist II	1	1	1	2,051-2,472	27,666	28,992
Office Techn-Typing	1	1	1	1,214-1,551	17,100	17,100
Totals	61.3	77	77	\$1,054,921	\$1,296,695	\$1,316,233
Subdivisions						
Technical Section:						
Real Estate Mgr IV	1	1	1	3,128-3,780	45,360	45,360
Real Estate Specialist III	4.4	5	5	2,251-2,717	153,928	158,232
Real Estate Specialist II	0.9	1	1	2,051-2,472	27,666	28,992
Office Techn-Typing	1	1	1	1,214-1,551	16,404	17,100
Office Asst II-Typing	1	1	1	1,048-1,367	15,120	15,120
Temporary Help-Clerical	0.1	-	-	(650)	-	-
Temporary Help-Specialist I	-	10	-	-	172,483	-

2320 DEPARTMENT OF REAL ESTATE—Continued

ORGANIZATIONAL UNIT		NUMBER OF POSITIONS			EXPENDITURES		
		Filled 1983-84	Authorized 1984-85	Proposed 1985-86	Actual 1983-84	Estimated 1984-85	Proposed 1985-86
San Francisco:					SALARY RANGE		
	Assoc Property Appraiser	2	2	2	2,197-2,651	63,624	63,624
Los Angeles:							
	Real Estate Mgr III	1	1	1	2,717-3,279	34,830	36,521
	Sr Property Appraiser	2	2	2	2,651-3,200	76,800	76,800
	Real Estate Mgr I	3	3	3	2,251-2,717	94,312	95,705
	Assoc Property Appraiser	2.6	3	3	2,197-2,651	84,336	88,380
	Real Estate Specialist II	8.7	10	10	2,051-2,472	270,175	280,266
	Real Estate Specialist I	4.1	13	13	1,437-2,251	234,545	243,863
	Asst Property Appraiser	0.2	1	1	1,827-2,197	25,473	26,364
	Office Services Supvr I-Gen	0.9	1	1	1,214-1,551	14,936	15,512
	Office Services Supvr I-Typing	0.9	1	1	1,214-1,551	17,100	17,100
	Office Asst II-Typing	5.9	6	6	1,048-1,367	86,072	86,880
	Prog Techn I-Real Estate Sub	1.9	2	2	1,126-1,309	30,583	31,416
	Office Asst II-Gen	2.8	3	3	1,048-1,309	42,716	43,528
	Office Asst I-Typing	-	1	1	976-1,126	12,156	12,546
Santa Ana:							
	Assoc Property Appraiser	2	2	2	2,197-2,651	60,120	61,476
San Diego:							
	Assoc Property Appraiser	1	1	1	2,197-2,651	28,308	29,664
Sacramento:							
	Real Estate Mgr III	1.1	1	1	2,717-3,279	39,348	39,348
	Sr Property Appraiser	1	1	1	2,651-3,200	38,400	38,400
	Real Estate Mgr I	4	4	4	2,251-2,717	127,644	130,416
	Assoc Property Appraiser	1	1	1	2,197-2,651	31,812	31,812
	Real Estate Specialist II	14.9	15	15	2,051-2,472	380,372	391,104
	Real Estate Specialist I	2.6	6	6	1,437-2,251	129,872	133,653
	Office Services Supvr I-Gen	1	2	2	1,214-1,551	30,080	31,292
	Office Services Supvr I-Typing	1	1	1	1,214-1,551	16,288	16,984
	Office Asst II-Typing	4.9	5	5	1,048-1,367	72,224	72,840
	Prog Techn I-Real Estate Sub	2	2	2	1,126-1,309	31,416	31,416
	Office Asst I-Typing	-	1	1	976-1,126	12,156	12,546
	Totals	80.9	110	100	\$1,915,747	\$2,516,659	\$2,404,260
Regulatory-Recovery							
Regulatory:							
San Francisco:							
	Real Estate Mgr IV	1	1	1	3,128-3,780	45,360	45,360
	Real Estate Mgr III	1	1	1	2,717-3,279	37,246	39,046
	Real Estate Specialist III	1	1	1	2,251-2,717	31,218	32,604
	Real Estate Mgr I	3	3	3	2,251-2,717	97,812	97,812
	Real Estate Specialist II	6.1	9	9	2,051-2,472	247,074	254,884
	Real Estate Specialist I	3.6	2	2	1,437-2,251	34,488	35,952
	Office Services Supvr II-Gen	1	1	1	1,358-1,768	19,332	19,332
	Sr Legal Typist	1	1	1	1,331-1,729	20,748	20,748
	Office Services Supvr I-Typing	1	1	1	1,214-1,551	17,100	17,100
	Office Asst II-Typing	5.1	6	6	1,048-1,367	86,397	87,918
	Office Asst I-Typing	-	2	2	976-1,126	24,312	25,092
Los Angeles:							
	Real Estate Mgr IV	1	1	1	3,128-3,780	42,900	45,004
	Real Estate Mgr III	1	1	1	2,717-3,279	39,348	39,348
	Real Estate Specialist III	2.3	3	3	2,251-2,717	94,340	96,804
	Real Estate Mgr I	2.9	4	4	2,251-2,717	124,824	126,132
	Real Estate Specialist II	7.5	8	8	2,051-2,472	220,042	227,698
	Real Estate Specialist I	5.5	8	8	1,437-2,251	149,937	155,496
	Office Services Supvr II-Gen	0.7	1	1	1,358-1,768	19,332	19,332
	Exec Secty I	1	1	1	1,389-1,653	19,836	19,836
	Office Services Supvr I-Typing	1.5	1	1	1,214-1,551	16,230	16,926
	Secty	1	1	1	1,236-1,512	17,448	17,448
	Stock Clk	1	1	1	1,168-1,486	16,404	16,404
	Office Asst II-Typing	5.7	6	6	1,048-1,367	90,444	90,720
	Office Asst II-Gen	4.2	4	4	1,048-1,309	57,920	58,272
	Office Asst I-Typing	-	1	1	976-1,126	12,156	12,546
	Office Asst I-Gen	0.8	2	2	944-1,087	23,899	24,664
	Temporary Help	0.2	-	-	(9,669)	-	-
Fresno:							
	Real Estate Mgr II	1	1	1	2,472-2,983	35,796	35,796
	Real Estate Specialist II	1	1	1	2,051-2,472	26,406	27,666
	Real Estate Specialist I	0.9	1	1	1,437-2,251	22,598	23,692
	Office Techn-Typing	1	1	1	1,214-1,551	17,100	17,100
	Office Asst II-Typing	1	1	1	1,048-1,367	15,120	15,120
Santa Ana:							
	Real Estate Mgr III	0.4	1	1	2,717-3,279	39,348	39,348
	Real Estate Mgr I	1	1	1	2,251-2,717	31,344	32,604
	Real Estate Specialist II	5	5	5	2,051-2,472	141,812	144,794
	Office Asst II-Typing	1.7	2	2	1,048-1,367	27,591	28,190
San Diego:							
	Real Estate Mgr II	1	1	1	2,472-2,983	35,796	35,796
	Real Estate Specialist II	2.7	3	3	2,051-2,472	83,940	85,128
	Real Estate Specialist I	1.2	1	1	1,437-2,251	26,305	27,012
	Office Techn-Typing	0.8	1	1	1,214-1,551	15,267	15,882
	Office Asst II-Typing	0.8	1	1	1,048-1,367	13,964	14,480
	Temporary Help	0.1	-	-	(372)	-	-

2320 DEPARTMENT OF REAL ESTATE—Continued

ORGANIZATIONAL UNIT Classification	NUMBER OF POSITIONS			EXPENDITURES		
	Filed 1983-84	Authorized 1984-85	Proposed 1985-86	Actual 1983-84	Estimated 1984-85	Proposed 1985-86
Sacramento:				SALARY RANGE		
Real Estate Mgr IV	0.8	1	1	3,128-3,780	40,958	42,900
Real Estate Mgr III	1	1	1	2,717-3,279	33,701	35,317
Real Estate Mgr I	0.9	1	1	2,251-2,717	31,596	32,604
Real Estate Specialist II	4.3	3	3	2,051-2,472	80,498	84,346
Real Estate Specialist I	0.2	1	1	1,437-2,251	17,244	17,976
Exec Secty I	0.3	1	1	1,389-1,653	19,228	19,836
Office Techn-Typing	0.9	1	1	1,214-1,551	15,463	16,114
Office Asst II-Typing	1.1	1	1	1,048-1,367	14,568	14,568
Office Asst I-Typing	-	1	1	976-1,126	12,156	12,546
Totals	89.2	103	103	\$2,356,917	\$2,403,946	\$2,461,293
Legal:						
San Francisco:						
Staff Counsel III	1	1	1	3,602-4,360	52,320	52,320
Staff Counsel II	1.8	2	2	3,128-3,780	81,828	84,708
Staff Counsel I	1	1	1	2,845-3,440	41,280	41,280
Sr Legal Typist	1	1	1	1,331-1,729	20,748	20,748
Sr Legal Steno	1.3	1	1	1,331-1,729	20,748	20,748
Los Angeles:						
Staff Counsel III	1	1	1	3,602-4,360	52,320	52,320
Staff Counsel II	2	2	2	3,128-3,780	87,612	89,652
Staff Counsel I	3.1	3	3	2,845-3,440	116,700	118,356
Legal Counsel	0.3	1	1	2,051-2,591	27,012	27,012
Sr Legal Typist	3	3	3	1,331-1,729	62,244	62,244
Legal Typist	1.7	2	2	1,191-1,517	35,778	36,408
Sacramento:						
Staff Counsel III	1	1	1	3,602-4,360	52,320	52,320
Staff Counsel II	4.3	4	4	3,128-3,780	181,440	181,440
Sr Legal Typist	1	1	1	1,331-1,729	17,952	18,684
Sr Legal Steno	2.6	2	2	1,331-1,729	37,848	37,848
Totals	26.1	26	26	\$862,928	\$888,150	\$896,088
Audits:						
San Francisco:						
Supvng Auditor	1	1	1	2,415-2,913	35,016	35,016
Gen Auditor III	1.1	2	2	2,197-2,651	59,560	60,906
Gen Auditor II	4.7	5	5	1,827-2,197	124,045	126,150
Office Asst I-Typing	0.3	1	1	976-1,126	12,156	12,546
Los Angeles:						
Supvng Auditor	1	1	1	2,415-2,913	34,956	34,956
Gen Auditor III	3.6	5	5	2,197-2,651	146,042	150,648
Gen Auditor II	6.9	11	11	1,827-2,197	246,668	258,216
Auditor I	1.6	1	1	1,407-1,673	17,799	18,576
Office Asst II-Typing	0.6	1	1	1,048-1,367	15,120	15,120
Fresno:						
Gen Auditor II	1	1	1	1,827-2,197	23,754	24,888
Sacramento:						
Gen Auditor III	2	2	2	2,197-2,651	58,176	59,448
Office Asst II-Typing	0.3	1	1	1,048-1,367	13,584	14,040
Totals	24.1	32	32	\$366,803	\$786,876	\$810,510
Totals, Regulatory-Recovery	139.4	161	161	\$3,586,648	\$4,078,972	\$4,167,891
TOTALS, AUTHORIZED POSITIONS	333.2	410	400	\$7,800,694	\$9,354,750	\$9,369,558
Regular/Ongoing Positions	326.5	393	393	7,703,387	9,122,272	9,309,563
Temporary Help ¹	6.7	17	7	95,447	232,478	59,995
Overtime	-	-	-	1,860	-	-

¹ 10 temporary help positions authorized to June 30, 1985

2340 DEPARTMENT OF SAVINGS AND LOAN *

				SALARY RANGE		
Savings And Loan Commissioner	1	1	1	\$57,829	\$57,829	\$57,829
C.E.A. III	1.1	1	1	3,357-4,464	50,268	52,732
Adm Adviser II	1	1	1	3,602-4,360	52,320	52,320
C.E.A. II	0.6	1	1	3,052-4,057	43,248	45,354
Special Asst To Director	0.7	1	1	3,708-3,888	45,936	46,656
Staff Counsel II	2	2	2	3,128-3,780	82,896	84,708
Chief Savings & Loan Examiner	1.8	2	2	3,052-3,690	88,560	88,560
Prin Property Appraiser	1	1	1	2,913-3,518	42,216	42,216
Savings & Loan Examiner IV	11	13	13	2,651-3,518	486,032	491,640
Staff Counsel I	1	2	2	2,845-3,440	70,806	74,238
Sr Property Appraiser	4.2	5	5	2,651-3,200	187,206	188,834
Savings & Loan Examiner III	15.7	20	20	2,197-2,913	618,072	626,746
Assoc Property Appraiser	0.8	1	1	2,197-2,651	31,812	31,812
Assoc Personnel Analyst	1	1	1	2,197-2,651	28,940	30,304
Savings & Loan Examiner II	2.3	4	4	1,827-2,415	103,395	104,862
Adm Asst I	1	1	1	1,827-2,303	26,364	26,364
Acctg Off	0.9	1	1	1,827-2,197	23,304	24,408
Office Services Supvr III-Gen	1.7	2	2	1,544-1,854	40,776	41,580
Exec Secty II	0.9	1	1	1,512-1,809	18,963	19,835

*The Salary Range and the amounts shown in 1984-85 and 1985-86 for this department do not reflect the 1984-85 fiscal year salary increase adjustment. This adjustment is reflected in the departmental Summary by Object of the Governor's Budget.

2340 DEPARTMENT OF SAVINGS AND LOAN—Continued

ORGANIZATIONAL UNIT Classification	NUMBER OF POSITIONS			EXPENDITURES		
	Filled 1983-84	Authorized 1984-85	Proposed 1985-86	Actual 1983-84	Estimated 1984-85	Proposed 1985-86
				SALARY RANGE		
Sr Legal Steno	2	2	2	1,331-1,729	41,496	41,496
Auditor I	0.8	7	7	1,407-1,673	123,878	129,328
Exec Secty 1	1	1	1	1,389-1,653	19,836	19,836
Office Techn-Typing	2	3	3	1,214-1,551	51,300	51,300
Personnel Asst I	0.2	-	-	1,126-1,551	-	-
Office Asst II-Typing	6.5	9	9	1,048-1,367	122,020	125,206
Steno	1	1	1	1,029-1,339	15,396	15,396
Temporary Help	0.3	-	-	(4,770)	-	-
TOTALS, AUTHORIZED POSITIONS	63.5	84	84	\$1,913,127	\$2,472,869	\$2,513,560
Regular/Ongoing Positions	63.2	84	84	1,908,357	2,472,869	2,513,560
Temporary Help	0.3	-	-	4,770	-	-

2600 CALIFORNIA TRANSPORTATION COMMISSION *

				SALARY RANGE		
Commissioners, per diem	-	-	-	\$100/day	\$54,000	\$54,000
Exec Secty	1	1	1	4,486	53,832	53,832
Asst Exec Director	3	3	3	3,200-3,869	139,284	139,284
Staff Services Mgr II-Supvy	1	1	1	2,651-3,200	38,400	38,400
Staff Services Mgr I	1	1.3	2	2,415-2,913	45,560	67,276
Assoc Govtl Prog Analyst	0.6	0.7	-	2,197-2,651	21,208	-
Exec Secty 1	0.8	1	1	1,389-1,653	16,851	17,586
Secty	2.9	3	3	1,236-1,512	48,809	50,144
Overtime	-	-	-	(2,800)	4,240	4,240
TOTALS, AUTHORIZED POSITIONS	10.3	11	11	\$353,246	\$422,184	\$424,762
Regular/Ongoing Positions	10.3	11	11	350,446	417,944	420,522
Overtime	-	-	-	2,800	4,240	4,240
Continously vacant position abolished by State Controller: Secty	-	1	1	1,236-1,512	-	-

2660 DEPARTMENT OF TRANSPORTATION *

Transportation Districts District 01-Eureka:				SALARY RANGE		
C.E.A. II	1	1	1	\$3,052-4,057	\$48,684	\$48,684
Supvng Transp Engr	2	2	2	3,128-3,780	90,720	90,720
Sr Materials & Research Engr	0.1	1	1	2,717-3,602	35,941	37,687
Supvng Transp Planner	0.3	1	1	2,913-3,518	40,928	42,216
Sr Transp Engr	6.3	7	7	2,717-3,279	268,997	274,077
Sr Transp Planner	0.8	1	1	2,651-3,200	33,471	35,095
Sr Envirntl Planner	1	1	1	2,651-3,200	38,400	38,400
Staff Services Mgr II-Managerial	1	1	1	2,651-3,200	38,400	38,400
Sr Right Of Way Agent	2	2	2	2,651-3,200	76,800	76,800
Maint Supt III	1.9	2	2	2,591-3,128	68,148	71,420
Acctg Administrator I	0.4	1	1	2,415-2,913	34,011	34,956
Assoc Engrng Geologist	1	1	1	2,360-2,845	34,140	34,140
Assoc Landscape Architect	0.8	1	1	2,360-2,845	33,756	34,140
Assoc Highway Elec Engr	1	1	1	2,360-2,845	31,848	33,372
Assoc Transp Engr	25.8	28	28	2,360-2,845	907,819	928,626
Landscape Specialist	1	1	1	2,360-2,845	33,939	34,140
Maint Supt II	6	6	6	2,360-2,845	199,020	200,364
Assoc Transp Planner	1.9	2	2	2,197-2,651	58,176	59,448
Highway Adm Off II	3	3	3	2,197-2,651	94,948	95,436
Assoc Envirntl Planner	2.7	3	3	2,197-2,651	88,622	91,362
Assoc Programmer Analyst	1	1	1	2,197-2,651	31,812	31,812
Assoc Right Of Way Agent	7.1	7	7	2,197-2,651	220,080	221,464
Highway Elec Supvr	1	1	1	2,051-2,472	29,664	29,664
Maint Supt I	2.8	3	3	2,002-2,415	85,172	86,492
Asst Transp Engr	62	63	63	1,959-2,360	1,730,087	1,748,414
Highway Bridge Maint Supvr	1	1	1	1,912-2,303	27,636	27,636
Highway Electrician II	3	3	3	1,959-2,251	80,430	81,036
Maint Mechanic	1.8	2	2	1,868-2,251	47,210	48,304
Highway Adm Off I	1.4	2	2	1,827-2,197	52,728	52,728
Envirntl Planner	0.8	1	1	1,407-2,197	16,884	17,604
Acctg Off-Supvr	1.5	2	2	1,827-2,197	48,288	49,308
Programmer II	1	1	1	1,827-2,197	24,888	26,067
Foundation Drilling Supvr	1	1	1	1,827-2,197	25,176	26,364
Asst Right Of Way Agent	1.1	2	2	1,827-2,197	44,783	46,878
Staff Services Analyst-Gen	2.6	2	2	1,407-2,197	51,936	52,728
Transp Planner	1.6	2	2	1,407-2,197	33,888	35,338
Sr Delineator	2.6	3	3	1,786-2,150	70,534	73,906
Tree Maint Supvr	2	2	2	1,745-2,098	50,352	50,352
Maint Supvr	24	24	24	1,745-2,098	602,976	604,224
Highway Electrician I	0.9	1	1	1,868-2,051	24,612	24,612
Jr Civil Engr	6.1	7	7	1,750-2,011	152,558	159,438

*The Salary Range and the amounts shown in 1984-85 and 1985-86 for this department do not reflect the 1984-85 fiscal year salary increase adjustment. This adjustment is reflected in the departmental Summary by Object of the Governor's Budget.

2660 DEPARTMENT OF TRANSPORTATION—Continued

1
2
3
4
5
6
7
8
9
10
11
12
13
14
15
16
17
18
19
20
21
22
23
24
25
26
27
28
29
30
31
32
33
34
35
36
37
38
39
40
41
42
43
44
45
46
47
48
49
50
51
52
53
54
55
56
57
58
59
60
61
62
63
64
65
66
67
68
69
70
71
72
73
74
75
76
77
78
79
80
81
82
83
84
85
86
87
88
89
90
91
92
93
94
95
96
97
98

ORGANIZATIONAL UNIT Classification	NUMBER OF POSITIONS			EXPENDITURES		
	Filed 1983-84	Authorized 1984-85	Proposed 1985-86	Actual 1983-84	Estimated 1984-85	Proposed 1985-86
				SALARY RANGE		
Transp Engrng Techn	26.8	28	28	1,630-1,959	619,242	631,697
Tree Maint Leadworker	2	2	2	1,591-1,912	45,888	45,888
Landscape Maint Leadworker	2	2	2	1,666-1,912	45,888	45,888
Hwy Maint Leadworker	28.1	29	29	1,666-1,912	662,424	663,372
Bldg & Maint Worker	3	3	3	1,557-1,868	61,416	61,416
Accountant I - Specialist	1.9	2	2	1,401-1,827	38,149	38,959
Materials & Stores Supvr I	1	1	1	1,401-1,827	19,992	19,992
Heavy Equipt Opr	64.9	64	64	1,666-1,827	1,398,756	1,401,824
Foundation Driller	2	2	2	1,666-1,827	43,602	43,848
Delineator	1.8	1	1	1,491-1,786	21,432	21,432
Personnel Asst II	1	1	1	1,481-1,768	21,216	21,216
Sr DP Techn	1	1	1	1,462-1,745	17,910	16,684
Tree Maint Worker	4.4	5	5	1,523-1,745	98,603	101,296
Equipt Opr	54	57	57	1,591-1,745	1,181,828	1,190,219
Exec Secty I	1	1	1	1,389-1,653	19,836	19,836
Jr Engrng Techn	19.1	27	27	1,135-1,630	432,052	448,526
Caltrans Maint Office Systems Techn	2.2	3	3	1,358-1,611	54,918	56,076
Mgt Services Techn	0.1	1	1	1,177-1,565	18,482	18,752
Sr Mach Opr	1	1	1	1,317-1,557	18,684	18,684
Acctg Techn	2.1	3	3	1,214-1,551	47,898	49,146
Personnel Asst I	2.2	2	2	1,126-1,551	36,704	37,224
Office Services Supvr I-Typing	1	1	1	1,214-1,551	16,288	16,984
Office Techn-Gen	3	3	3	1,214-1,551	51,300	51,300
Office Techn-Typing	2	2	2	1,214-1,551	34,200	34,200
Landscape Maint Worker	3.8	5	5	1,401-1,523	90,038	91,014
Hwy Maint Worker	12.9	14	14	1,401-1,523	255,243	256,280
Sr Steno	1.8	2	2	1,236-1,512	34,896	34,896
Secty	1.2	2	2	1,236-1,512	34,660	34,896
Mach Opr III-Gen	1	1	1	1,222-1,437	17,244	17,244
Dispatcher-Clk	1.8	2	2	1,214-1,425	32,759	33,446
Acct Clk II	1.9	2	2	1,087-1,367	30,240	30,240
Office Asst II-Typing	10	11	11	1,048-1,367	156,426	158,790
Service Asst-Maint	6.9	8	8	1,239-1,342	128,454	128,832
Steno	2	2	2	1,029-1,339	30,792	30,792
Machine Opr I-Gen	2	2	2	1,135-1,321	30,157	31,028
Key Data Opr	1.2	1	1	976-1,309	15,708	15,708
Word Processing Techn	1	1	1	1,048-1,309	15,708	15,708
Office Asst II-Gen	0.3	1	1	1,048-1,309	14,568	14,568
Janitor	4.3	5	5	1,038-1,294	71,793	72,693
Office Asst I-Typing	1	1	1	976-1,126	13,584	13,584
Temporary Help	31.5	14.1	14.1	(771,723)	239,700	239,700
Overtime	-	-	-	(1,127,777)	673,400	673,400
Totals	498.5	513.1	513.1	\$12,589,747	\$12,600,540	\$12,743,130
District 02-Redding:						
C.E.A. II	1	1	1	3,052-4,057	45,712	47,932
Supvng Transp Engr	2	2	2	3,128-3,780	90,720	90,720
Supvng Right Of Way Agent	1	1	1	2,913-3,518	42,216	42,216
Supvng Transp Planner	0.3	1	1	2,913-3,518	40,928	42,216
Sr Material & Res Engr	-	1	1	2,717-3,279	35,796	37,536
Sr Transp Engr	5.2	6	6	2,717-3,279	231,014	234,578
Sr Right Of Way Agent	1.5	2	2	2,651-3,200	75,616	76,800
Staff Services Mgr II-Managerial	0.2	1	1	2,651-3,200	38,400	38,400
Maint Supt III	2	2	2	2,591-3,128	75,072	75,072
Staff Services Mgr I	1	1	1	2,415-2,913	34,956	34,956
Assoc Landscape Architect	1	1	1	2,360-2,845	34,140	34,140
Assoc Transp Engr	25.5	27	27	2,360-2,845	890,410	903,782
Landscape Specialist	1	1	1	2,360-2,845	32,955	33,939
Maint Supt II	9.3	9	9	2,360-2,845	297,292	299,468
Assoc Transp Planner	2.9	2	2	2,197-2,651	59,360	60,690
Highway Adm Off II	3.7	5	5	2,197-2,651	147,080	152,600
Assoc Envirntl Planner	1.1	1	1	2,197-2,651	31,812	31,812
Sr Acctg Off-Supvr	1	1	1	2,197-2,651	31,812	31,812
Assoc Programmer Analyst	1	1	1	2,197-2,651	31,812	31,812
Assoc Right Of Way Agent	5.3	6	6	2,197-2,651	187,144	188,496
Elec Engrng Techn III	1	1	1	2,051-2,472	29,664	29,664
Highway Elec Supvr	1	1	1	2,051-2,472	29,664	29,664
Utility Shops Supvr	1	1	1	2,051-2,472	27,012	27,012
Maint Supt I	4.6	4	4	2,002-2,415	110,964	112,116
Stationary Engr	1	1	1	1,931-2,361	25,752	25,752
Asst Transp Engr	81	99	99	1,959-2,360	2,652,610	2,700,237
Highway Bridge Maint Supvr	1	1	1	1,912-2,303	27,636	27,636
Elec Engrng Techn II	1	1	1	1,868-2,251	27,012	27,012
Highway Electrician II	2.8	3	3	1,959-2,251	79,824	81,036
Transp Planner	2.3	4	4	1,407-2,197	87,261	90,477
Highway Adm Off I	1.5	1	1	1,827-2,197	26,364	26,364
Envirntl Planner	1.8	2	2	1,407-2,197	51,444	52,629
Acctg Off-Supvr	2	2	2	1,827-2,197	52,728	52,728
Staff Services Analyst-Gen	3.4	3	3	1,407-2,197	78,444	79,008
Asst Info Off	1	1	1	1,827-2,197	26,364	26,364
Sr Delineator	3.9	4	4	1,786-2,150	99,169	101,425
Property Clk II	1	1	1	1,591-2,098	22,944	22,944
Tree Maint Supvr	1	1	1	1,745-2,098	25,176	25,176
Maint Supvr	31.3	31	31	1,745-2,098	780,072	780,456
Highway Electrician I	1.8	2	2	1,868-2,051	47,028	48,120
Jr Civil Engr	6.6	9	9	1,750-2,011	195,805	205,080

2660 DEPARTMENT OF TRANSPORTATION—Continued

1
2
3
4
5
6
7
8
9
10
11
12
13
14
15
16
17
18
19
20
21
22
23
24
25
26
27
28
29
30
31
32
33
34
35
36
37
38
39
40
41
42
43
44
45
46
47
48
49
50
51
52
53
54
55
56
57
58
59
60
61
62
63
64
65
66
67
68
69
70
71
72
73
74
75
76
77
78
79
80
81
82
83
84
85
86
87
88
89
90
91
92
93
94
95
96
97
98

ORGANIZATIONAL UNIT Classification	NUMBER OF POSITIONS			EXPENDITURES		
	Filled 1983-84	Authorized 1984-85	Proposed 1985-86	Actual 1983-84	Estimated 1984-85	Proposed 1985-86
				SALARY RANGE		
Transp Engrng Techn	25.2	24	24	1,630-1,959	523,150	537,231
Tree Maint Leadworker	1	1	1	1,591-1,912	22,944	22,944
Landscape Maint Leadworker	2.9	3	3	1,666-1,912	65,959	66,910
Hwy Maint Leadworker	40.2	40	40	1,666-1,912	917,760	917,760
Accountant I - Specialist	1.4	2	2	1,401-1,827	39,599	39,984
Heavy Equipt Opr	77.6	70	70	1,666-1,827	1,530,944	1,534,196
Jr Staff Analyst-Gen	1	1	1	1,407-1,827	21,924	21,924
Delineator	3.2	3	3	1,491-1,786	61,673	62,804
Mach Supvr I-Gen	1.1	1	1	1,491-1,786	21,432	21,432
Highway Elec Techn	1	1	1	1,557-1,786	21,432	21,432
Personnel Asst II	1	1	1	1,481-1,768	21,216	21,216
Tree Maint Worker	3.1	4	4	1,523-1,745	83,760	83,760
Equipt Opr	76.7	90	90	1,591-1,745	1,870,928	1,880,018
Accountant Trainee	0.7	1	1	1,467-1,673	18,512	19,306
Warehouse Worker	2	2	2	1,401-1,666	36,552	36,552
Supvng Steno I	1	1	1	1,389-1,653	19,836	19,836
Exec Secty I	1	1	1	1,389-1,653	19,836	19,836
Jr Engrng Techn	9.1	7	7	1,135-1,630	121,459	125,641
Caltrans Maint Office Systems Techn	2	2	2	1,358-1,611	35,691	36,444
Jr Right Of Way Agent	1.7	2	2	1,407-1,596	34,488	35,988
Mgt Services Techn	2.7	3	3	1,177-1,565	55,912	56,284
Acctg Techn	2.9	3	3	1,214-1,551	47,110	48,271
Personnel Asst I	2	2	2	1,126-1,551	37,224	37,224
Office Techn-Gen	1	1	1	1,214-1,551	17,100	17,100
Office Techn-Typing	1.2	3	3	1,214-1,551	44,909	46,661
Highway Fld Office Asst	2.6	2	2	1,305-1,544	37,056	37,056
Landscape Maint Worker	11.5	12	12	1,401-1,523	215,652	218,214
Hwy Maint Worker	15.1	15	15	1,401-1,523	272,127	274,140
Sr Steno	1.7	2	2	1,236-1,512	33,964	34,660
Key Data Supvr I	1	1	1	1,260-1,486	17,832	17,832
Machine Opr III-Gen	2	2	2	1,222-1,437	34,488	34,488
Dispatcher-Clk	1	1	1	1,214-1,425	17,100	17,100
Janitor Supvr I	1	1	1	1,114-1,407	15,528	15,528
Mach Opr II -Gen	1	1	1	1,177-1,376	15,192	15,793
Auto Pool Attendant I	1	1	1	1,265-1,371	16,452	16,452
Acct Clk II	1.1	1	1	1,087-1,367	15,120	15,120
Office Asst II-Typing	4.8	4	4	1,048-1,367	58,052	58,272
Service Asst-Maint	8.3	8	8	1,239-1,342	128,400	128,832
Steno	3.5	3	3	1,029-1,339	46,188	46,188
Key Data Opr	1.2	2	2	976-1,309	14,844	15,414
Word Processing Techn	3.3	4	4	1,048-1,309	60,849	61,384
Office Asst II-Gen	1.7	2	2	1,048-1,309	29,136	29,136
Janitor	0.9	3	3	1,038-1,294	38,898	40,146
Temporary Help	28.4	23.3	23.3	(775,758)	396,100	396,100
Overtime	-	-	-	(1,295,590)	808,700	808,700
Totals	571.8	602.3	602.3	\$14,582,326	\$14,920,212	\$15,071,186
District 03-Marysville:						
C.E.A. III	1	1	1	3,357-4,464	53,568	53,568
Supvng Transp Engr	3	3	3	3,128-3,780	136,080	136,080
Supvng Right Of Way Agent	1	1	1	2,913-3,518	42,216	42,216
Supvng Transp Planner	1	1	1	2,913-3,518	42,216	42,216
Staff Services Mgr III	1	1	1	2,913-3,518	42,216	42,216
Sr Transp Engr	11.3	12	12	2,717-3,279	462,173	469,307
Sr Right Of Way Agent	2.3	3	3	2,651-3,200	110,946	112,590
Sr Envirntl Planner	0.8	1	1	2,651-3,200	38,400	38,400
Sr Transp Planner	2.9	3	3	2,651-3,200	115,200	115,200
Maint Supt III	4	4	4	2,591-3,128	150,144	150,144
Staff Services Mgr I	1.3	1	1	2,415-2,913	34,416	34,956
Acctg Administrator I	1	1	1	2,415-2,913	34,956	34,956
Landscape Specialist	0.8	1	1	2,360-2,845	30,958	32,447
Maint Supt II	8	8	8	2,360-2,845	263,816	266,816
Assoc Landscape Architect	2	2	2	2,360-2,845	66,618	68,152
Assoc Highway Elec Engr	3.4	3	3	2,360-2,845	102,420	102,420
Assoc Transp Engr	61.2	64	64	2,360-2,845	2,117,080	2,144,123
Elec Supt I	1	1	1	2,251-2,717	32,604	32,604
Info Off I	1	1	1	2,197-2,651	28,868	30,234
Assoc Personnel Analyst	0.6	1	1	2,197-2,651	27,106	28,420
Assoc Right Of Way Agent	16.3	17	17	2,197-2,651	529,908	532,452
Assoc Envirntl Planner	7.1	7	7	2,197-2,651	211,430	215,456
Assoc Transp Planner	10.2	10	10	2,197-2,651	305,738	311,234
Highway Adm Off II	3.8	3	3	2,197-2,651	90,168	91,708
Assoc Envirntl Planner-Cultural	1	1	1	2,197-2,651	30,836	31,812
Audio-Visual Specialist	1	1	1	2,197-2,651	28,308	29,664
Assoc DP Analyst	1	1	1	2,197-2,651	31,812	31,812
Labor Relations Analyst	0.2	1	1	2,197-2,651	31,812	31,812
Highway Elec Supvr	3	3	3	2,051-2,472	88,992	88,992
Utility Shops Supvr	2	2	2	2,051-2,472	53,620	54,024
Maint Supt I	7.5	7	7	2,002-2,415	200,668	201,964
Asst Landscape Architect	5.6	6	6	1,959-2,360	162,136	164,484
Asst Transp Engr	141.5	88.5	88.5	1,959-2,360	2,651,247	2,666,702
Highway Bridge Maint Supvr	2	2	2	1,912-2,303	55,272	55,272
Highway Electrician II	11	12	12	1,959-2,251	323,538	324,144
Maint Mechanic	5	5	5	1,868-2,251	123,060	123,060
Staff Services Analyst-Gen	4.8	6	6	1,407-2,197	142,435	145,123
Asst Right Of Way Agent	1	1	1	1,827-2,197	26,364	26,364

2660 DEPARTMENT OF TRANSPORTATION—Continued

ORGANIZATIONAL UNIT Classification	NUMBER OF POSITIONS			EXPENDITURES		
	Filed 1983-84	Authorized 1984-85	Proposed 1985-86	Actual 1983-84	Estimated 1984-85	Proposed 1985-86
				SALARY RANGE		
Transp Planner	4.3	4	4	1,407-2,197	91,692	95,727
Highway Adm Off I	3.6	4	4	1,827-2,197	102,825	105,013
Envirntl Planner	1.6	1	1	1,407-2,197	22,774	23,844
Acctg Off-Supvr	3.1	3	3	1,827-2,197	79,092	79,092
Programmer II	1	1	1	1,827-2,197	22,944	24,024
Sr Delineator	5.9	7	7	1,786-2,150	173,669	176,752
Maint Supvr	47.6	45	45	1,745-2,098	1,135,080	1,135,080
Property Clk II	1	1	1	1,591-2,098	22,944	22,944
Tree Maint Supvr	2	2	2	1,745-2,098	50,352	50,352
Rental Agent	1	1	1	1,706-2,051	24,612	24,612
Highway Electrician I	7	7	7	1,868-2,051	170,725	171,824
Jr Civil Engr	25	28	28	1,750-2,011	615,934	644,314
Light Power Shovel Opr	1	1	1	1,666-2,002	24,024	24,024
Landscape Techn I	2	2	2	1,630-1,959	43,980	44,940
Transp Engrng Techn	28	32	32	1,630-1,959	675,551	699,466
Landscape Maint Leadworker	14	14	14	1,666-1,912	314,250	317,342
Hwy Maint Leadworker	55.4	50	50	1,666-1,912	1,145,415	1,146,180
Tree Maint Leadworker	2	2	2	1,591-1,912	42,036	42,936
Heavy Equip Opr	85.4	84	84	1,666-1,827	1,836,899	1,840,550
Skilled Laborer	1	1	1	1,523-1,827	19,992	19,992
Accountant I - Specialist	4	4	4	1,401-1,827	77,873	78,659
Materials & Stores Supvr I	1	1	1	1,401-1,827	19,992	19,992
Delineator	8.8	10	10	1,491-1,786	198,961	203,904
Mach Supvr I-Gen	1	1	1	1,491-1,786	21,432	21,432
Personnel Asst II	1	1	1	1,481-1,768	21,216	21,216
Office Services Supvr II-Gen	1.9	2	2	1,358-1,768	38,664	38,664
Equip Opr	84.6	95	95	1,591-1,745	1,963,149	1,976,569
Sr DP Techn	1	1	1	1,462-1,745	20,940	20,940
Tree Maint Worker	5.5	4	4	1,523-1,745	80,262	82,212
Editorial Techn	0.9	1	1	1,407-1,673	19,393	20,025
Drawbridge Opr	2	2	2	1,523-1,666	39,984	39,984
Warehouse Worker	2	2	2	1,401-1,666	36,552	36,552
Groundskeeper	0.9	1	1	1,342-1,666	18,276	18,276
Exec Secty I	1	1	1	1,389-1,653	19,836	19,836
Jr Engrng Techn	7.2	10	10	1,135-1,630	171,759	174,538
Cook II	0.8	2	2	1,265-1,630	31,770	33,090
Caltrans Maint Office Systems Techn	3.6	4	4	1,358-1,611	72,092	73,565
Jr Right Of Way Agent	1.9	3	3	1,407-1,596	54,214	56,315
Mgt Services Techn	4.7	5	5	1,177-1,565	85,910	87,497
Acctg Techn	5.1	5	5	1,214-1,551	84,282	84,978
Sr Acct Clk	3	4	4	1,214-1,551	64,514	66,602
Personnel Asst I	4.7	4	4	1,126-1,551	74,448	74,448
Office Services Supvr I-Typing	2	2	2	1,214-1,551	33,212	33,968
Office Techn-Gen	3.8	4	4	1,214-1,551	67,472	68,168
Office Techn-Typing	2	3	3	1,214-1,551	49,079	49,966
Landscape Maint Worker	42.2	43	43	1,401-1,523	783,245	785,624
Hwy Maint Worker	40.2	43	43	1,401-1,523	783,489	785,868
DP Techn	1	1	1	1,198-1,523	18,276	18,276
Sr Steno	3.8	4	4	1,236-1,512	69,261	69,792
Secty	1	1	1	1,236-1,512	17,448	17,448
Auto Pool Attendant II	1	1	1	1,371-1,491	17,892	17,892
Key Data Supvr I	1	2	2	1,260-1,486	32,518	33,931
Mach Opr III-Gen	3	4	4	1,222-1,437	66,396	66,960
Dispatcher-Clk	1.9	2	2	1,214-1,425	34,200	34,200
Composing Techn I	0.9	1	1	1,214-1,425	17,100	17,100
Janitor Supvr I	1	1	1	1,114-1,407	14,376	14,952
Mach Opr II -Gen	0.7	1	1	1,177-1,376	16,056	16,458
Account Clerk II	6.7	5	5	1,087-1,367	72,143	73,022
Office Asst II-Typing	20.9	21	21	1,048-1,367	297,892	301,918
Service-Maint	5	5	5	1,239-1,342	79,140	80,124
Steno	10.2	7.5	7.5	1,029-1,339	113,228	114,315
Key Data Opr	1.9	2	2	976-1,309	26,416	27,344
Word Processing Techn	6.8	10	10	1,048-1,309	148,615	151,056
Janitor	7.2	8	8	1,038-1,294	111,392	113,189
Temporary Help	95.4	68.4	68.4	(2,308,042)	1,162,800	1,162,800
Overtime	-	-	-	(2,978,732)	1,860,200	1,860,200
Totals	1,030.7	979.4	979.4	\$26,997,483	\$24,741,536	\$24,956,017
District 04-San Francisco:						
C.E.A. IV	1	1	1	3,618-4,680	56,160	56,160
Railroad Consultant IV	1	1	1	3,440-4,156	49,872	49,872
Prin Trans Engr	3.9	4	4	3,440-4,156	198,206	199,488
C.E.A. II	1	1	1	3,052-4,057	48,684	48,684
Prin Right Of Way Agent	1	1	1	3,200-3,869	46,428	46,428
Supvng Bridge Engr	1	1	1	3,128-3,780	45,360	45,360
Supvng Transp Engr	14.1	15	15	3,128-3,780	663,504	678,264
Supvng Transp Planner	1.6	2	2	2,913-3,518	84,042	84,432
Supvng Envirntl Planner	1	1	1	2,913-3,518	42,216	42,216
Staff Services Mgr III	1.8	2	2	2,913-3,518	83,949	84,432
Supvng Right Of Way Agent	3	3	3	2,913-3,518	125,682	126,648
Sr Landscape Architect	1	1	1	2,717-3,279	39,348	39,348
Railroad Consultant II	2	2	2	2,717-3,279	76,449	78,243
Sr Trans Engr	46	49	49	2,717-3,279	1,876,015	1,918,992
Sr Highway Elec Engr	2.9	4	4	2,717-3,279	150,648	152,184
Staff Services Mgr II-Supvry	1.4	2	2	2,651-3,200	69,620	71,736
Sr Envirntl Planner	3.6	4	4	2,651-3,200	145,040	148,936

2660 DEPARTMENT OF TRANSPORTATION—Continued

Classification	NUMBER OF POSITIONS			EXPENDITURES		
	Filled 1983-84	Authorized 1984-85	Proposed 1985-86	Actual 1983-84	Estimated 1984-85	Proposed 1985-86
				SALARY RANGE		
Sr Transp Planner	6.4	9	9	2,651-3,200	318,287	328,347
Acctg Administrator II	1	1	1	2,651-3,200	38,400	38,400
DP Mgr II	1	1	1	2,651-3,200	38,400	38,400
Sr Right Of Way Agent	10.8	11	11	2,651-3,200	413,082	416,346
Maint Supt III	8.8	9	9	2,591-3,128	337,534	337,824
Structural Steel Painter Supt	1	1	1	2,472-2,983	35,796	35,796
Staff Services Mgr I	4	5	5	2,415-2,913	167,966	173,274
Acctg Administrator I	0.8	2	2	2,415-2,913	68,022	69,912
Assoc Landscape Architect	4	4	4	2,360-2,845	134,646	136,176
Assoc Engrng Geologist	1	1	1	2,360-2,845	34,140	34,140
Assoc Bridge Engr	1	1	1	2,360-2,845	34,140	34,140
Railroad Consultant I	1	1	1	2,360-2,845	32,604	34,140
Assoc Highway Elec Engr	14	15	15	2,360-2,845	501,834	507,372
Assoc Transp Engr	173.8	193.1	193.1	2,360-2,845	6,321,264	6,438,974
Landscape Specialist	1.6	2	2	2,360-2,845	65,440	67,222
Maint Supt II	22.9	25	25	2,360-2,845	805,075	828,504
Toll Services Mgr	1	1	1	2,336-2,820	33,840	33,840
Statistical Methods Analyst III	1	1	1	2,303-2,778	33,336	33,336
Assoc Estimator - Bldg Constrn	1	1	1	2,251-2,717	32,604	32,604
Materials & Research Engrng Assoc	1	1	1	2,251-2,717	32,604	32,604
Elec Supt I	3	3	3	2,251-2,717	96,804	97,812
Structural Steel Painter Supvr	6	6	6	2,360-2,717	195,624	195,624
Assoc Transp Planner	11.1	14	14	2,197-2,651	402,870	416,116
Assoc Envirntl Planner-Cultural	0.9	1	1	2,197-2,651	28,308	29,664
Assoc Envirntl Planner	12.9	14	14	2,197-2,651	421,764	429,798
Sr Acctg Off-Specialist	0.3	1	1	2,197-2,651	26,682	27,972
Sr Acctg Off-Supvr	4.1	6	6	2,197-2,651	181,466	184,090
Highway Adm Off II	15.2	16	16	2,197-2,651	494,800	501,878
Audio-Visual Specialist	1	1	1	2,197-2,651	29,892	31,324
Assoc Programmer Analyst	2.9	2	2	2,197-2,651	61,704	63,136
Telecomm Analyst II	1	1	1	2,197-2,651	31,812	31,812
Assoc Right Of Way Agent	38.7	38	38	2,197-2,651	1,182,508	1,182,958
Assoc Personnel Analyst	5	5	5	2,197-2,651	146,532	150,564
DP Techn Supvr II	0.9	1	1	2,098-2,529	26,576	27,860
Supvr-Tunnels & Tubes	8	8	8	2,282-2,505	240,480	240,480
Highway Elec Supvr	7	7	7	2,051-2,472	207,648	207,648
Toll Bridge Electrician Supvr	4.8	5	5	2,251-2,472	147,200	148,320
Lead Structural Steel Painter	13.4	14	14	2,251-2,472	413,280	415,296
Maint Supt I	7.2	6	6	2,002-2,415	166,066	171,304
Stationary Engr	3.8	3	3	1,931-2,361	77,256	77,256
Asst Landscape Architect	11.3	12	12	1,959-2,360	321,371	331,477
Engrng Geologist	1	1	1	1,750-2,360	26,894	27,921
Mech Engr	1	1	1	1,750-2,360	28,320	28,320
Elec Engr	18.7	22	22	1,750-2,360	523,077	548,027
Asst Transp Engr	438.7	459	459	1,959-2,360	12,428,622	12,643,154
Asst Highway Elec Engr	12.7	12	12	1,959-2,360	325,055	334,472
Asst Engrng Specialist	1	1	1	1,959-2,360	28,320	28,320
Supvr-Drafting Services	1	1	1	1,959-2,360	28,320	28,320
Toll Cap	3	3	3	1,939-2,336	83,990	84,096
Highway Bridge Maint Supvr	5.5	6	6	1,912-2,303	165,816	165,816
Landscape Techn II	2	2	2	1,868-2,251	54,024	54,024
Phys Testing Engrng Techn II	1	1	1	1,868-2,251	27,012	27,012
Sr Graphic Artist	2	2	2	1,868-2,251	54,024	54,024
Highway Electrician II	21.3	23	23	1,959-2,251	616,560	618,876
Toll Bridge Electrician	22.1	24	24	2,051-2,251	639,646	646,066
Structural Steel Worker	2	2	2	2,051-2,251	54,024	54,024
Structural Steel Painter	68.9	70	70	2,051-2,251	1,861,613	1,882,558
Transp Planner	10.1	10	10	1,407-2,197	222,744	230,766
Envirntl Planner-Cultural	1.7	3	3	1,407-2,197	67,217	70,362
Envirntl Planner	4.5	6	6	1,407-2,197	144,902	146,994
Highway Adm Off I	6.5	9	9	1,827-2,197	223,466	227,784
Acctg Off	6.3	8.5	8.5	1,827-2,197	217,774	219,324
Acctg Officer-Supvr	4.7	4	4	1,827-2,197	99,688	101,901
Audio-Visual Asst	1	1	1	1,827-2,197	26,364	26,364
Programmer II	2.4	2	2	1,827-2,197	51,639	52,728
Auto Pool Mgr I	1	1	1	1,666-2,197	22,604	23,664
Foundation Drilling Supvr	1	1	1	1,827-2,197	26,364	26,364
Staff Services Analyst-General	22.1	21	21	1,407-2,197	539,388	547,557
Asst Right Of Way Agent	11.1	11	11	1,827-2,197	268,185	277,197
Sr Delineator	12	12	12	1,786-2,150	302,821	306,170
Carpenter I	1	1	1	1,786-2,150	23,508	23,508
Opr Tunnel & Tubes	19.3	20	20	2,146	515,040	515,040
Sr Photographer	0.9	1	1	1,745-2,098	25,176	25,176
Property Clk II	1	1	1	1,591-2,098	22,944	22,944
Tree Maint Supvr	4	4	4	1,745-2,098	100,704	100,704
Toll Bridge Serv & Maint Supvr I	4	2	2	1,745-2,098	50,352	50,352
Maint Supvr	94.3	99	99	1,745-2,098	2,478,204	2,489,172
Highway Electrician I	14.9	16	16	1,868-2,051	385,996	391,584
Toll Lieut	16.4	17	17	1,690-2,029	411,525	415,990
Jr Civil Engr	114.3	106	106	1,750-2,011	2,337,402	2,436,880
Light Power Shovel Opr	1	1	1	1,666-2,002	24,024	24,024
Landscape Techn I	0.9	1	1	1,630-1,959	20,320	21,272
Transp Engrng Techn	91.4	102	102	1,630-1,959	2,235,471	2,295,137
Graphic Artist	1.8	2	2	1,630-1,959	41,748	43,686
Personnel Asst III	1	1	1	1,611-1,939	23,268	23,268
Tree Maint Leadworker	5	5	5	1,591-1,912	114,720	114,720

2660 DEPARTMENT OF TRANSPORTATION—Continued

1
2
3
4
5
6
7
8
9
10
11
12
13
14
15
16
17
18
19
20
21
22
23
24
25
26
27
28
29
30
31
32
33
34
35
36
37
38
39
40
41
42
43
44
45
46
47
48
49
50
51
52
53
54
55
56
57
58
59
60
61
62
63
64
65
66
67
68
69
70
71
72
73
74
75
76
77
78
79
80
81
82
83
84
85
86
87
88
89
90
91
92
93
94
95
96
97
98

ORGANIZATIONAL UNIT

NUMBER OF POSITIONS

EXPENDITURES

Classification

Filled
1983-84

Authorized
1984-85

Proposed
1985-86

Actual
1983-84

Estimated
1984-85

Proposed
1985-86

SALARY RANGE

Classification	Filled 1983-84	Authorized 1984-85	Proposed 1985-86	Actual 1983-84	Estimated 1984-85	Proposed 1985-86
Landscape Maint Leadworker	34.1	35	35	1,666-1,912	779,906	793,947
Hwy Maint Leadworker	96.5	101	101	1,666-1,912	2,295,270	2,304,320
Structural Steel Painter Apprentice	7.9	12	12	1,491-1,868	239,261	250,134
Bldg & Maint Worker	3.5	5	5	1,557-1,868	100,554	101,904
Office Services Supvr III-Gen	1	1	1	1,544-1,854	22,248	22,248
Maint Worker	11.7	12	12	1,828	265,872	265,872
Accountant I - Specialist	8.3	8	8	1,401-1,827	159,204	159,936
Accountant I - Supvr	1.1	2	2	1,401-1,827	39,984	39,984
Photographer	0.7	1	1	1,523-1,827	18,276	19,092
Materials & Stores Supvr I	2	2	2	1,401-1,827	39,984	39,984
Foundation Driller	1	1	1	1,666-1,827	21,924	21,924
Heavy Equipt Opr	146.9	149	149	1,666-1,827	3,238,635	3,259,870
Jr Staff Analyst-Gen	2.1	2	2	1,407-1,827	40,880	41,766
Delineator	22.5	21	21	1,491-1,786	432,649	439,694
Mach Supvr I-Gen	1	1	1	1,491-1,786	21,432	21,432
Highway Elec Techn	12.5	16	16	1,557-1,786	327,208	335,874
Collection Agent	2	2	2	1,491-1,786	41,579	42,790
Toll Sgt	34.9	36	36	1,481-1,768	761,759	768,014
Personnel Asst II	2.9	3	3	1,481-1,768	58,908	61,633
Office Services Supvr II-Gen	1.9	1	1	1,358-1,768	19,332	19,332
Sr DP Techn	3	3	3	1,462-1,745	61,872	62,820
Tree Maint Worker	17.7	19	19	1,523-1,745	379,702	390,262
Equipt Opr	125	148	148	1,591-1,745	3,034,584	3,075,626
Sr Legal Typist	1	1	1	1,331-1,729	18,924	18,924
Editorial Techn	2	2	2	1,407-1,673	37,596	38,460
Equipt Parts Worker	1	1	1	1,523-1,666	19,992	19,992
Groundskeeper	2.6	3	3	1,342-1,666	54,828	54,828
Warehouse Worker	2	2	2	1,401-1,666	36,552	36,552
Exec Secty I	1.8	2	2	1,389-1,653	38,661	39,471
Drafting Aid II	3.9	5	5	1,371-1,630	89,134	92,105
Jr Engrng Techn	52.1	44	44	1,135-1,630	731,670	756,227
Galtrans Maint Office Systems Techn	11.8	12	12	1,358-1,611	226,605	228,084
Key Data Supvr II	1	1	1	1,358-1,611	19,332	19,332
Jr Right Of Way Agent	5.9	7	7	1,407-1,596	123,813	129,187
Janitor Supvr II	1	1	1	1,239-1,591	14,868	15,456
Mgt Services Techn	8.2	8	8	1,177-1,565	145,050	146,802
Personnel Techn I	0.5	0.5	0.5	1,138-1,565	9,390	9,390
Sr Mach Opr	2	2	2	1,317-1,557	37,368	37,368
Auto Pool Attendant III	1	1	1	1,317-1,557	18,684	18,684
Acctg Techn	17.7	19	19	1,214-1,551	314,753	319,096
Sr Acct Clk	5.6	5	5	1,214-1,551	85,500	85,500
Library Tech Asst I	1	1	1	1,214-1,551	17,100	17,100
Personnel Asst I	12	12	12	1,126-1,551	206,908	210,382
Office Services Supvr I-Typing	1	1	1	1,214-1,551	17,100	17,100
Office Techn-Typing	5.2	6	6	1,214-1,551	100,068	100,620
Office Services Supvr I-Gen	1	1	1	1,214-1,551	17,100	17,100
Office Techn-Gen	4.6	5	5	1,214-1,551	83,323	84,514
Highway Fld Office Asst	1.5	1	1	1,305-1,544	18,528	18,528
Toll Collector	149	174	174	1,305-1,544	3,179,033	3,223,606
DP Techn	2	2	2	1,198-1,523	35,160	35,880
Toll Bridge Serv & Maint Worker I	1	1	1	1,401-1,523	18,276	18,276
Landscape Maint Worker	161.1	150.9	150.9	1,401-1,523	2,716,762	2,720,209
Hwy Maint Worker	159	150	150	1,401-1,523	2,735,178	2,739,570
Sr Steno	2.3	4	4	1,236-1,512	66,250	68,332
Secty	1.6	1	1	1,236-1,512	17,448	17,448
Stock Clk	1	1	1	1,168-1,486	16,404	16,404
Key Data Supvr I	1.9	2	2	1,260-1,486	34,410	35,115
Sr Word Processing Techn	1	1	1	1,260-1,486	17,771	17,832
Laborer	1	1	1	1,342-1,462	17,544	17,544
Mach Opr III-Gen	2.5	3	3	1,222-1,437	50,451	51,732
Dispatcher-Glk	1	1	1	1,214-1,425	16,694	17,100
Janitor Supvr I	1	1	1	1,114-1,407	15,944	15,944
Mach Opr II-Gen	2.6	2	2	1,177-1,376	31,176	31,740
Auto Pool Attendant I	1	1	1	1,265-1,371	16,452	16,452
Acct Glk II	16.2	20	20	1,087-1,367	292,358	295,942
Office Asst II-Typing	72	81	81	1,048-1,367	1,148,664	1,150,926
Service Asst-Maint	17.5	28	28	1,239-1,342	440,980	448,536
Steno	15.8	19	19	1,029-1,339	275,472	276,312
Drafting Aid I	1.2	6	6	1,135-1,321	83,828	86,840
Machine Opr I-Gen	2.8	3	3	1,135-1,321	46,104	46,650
Key Data Opr	8.9	8	8	976-1,309	124,754	125,321
Word Processing Techn	10	12	12	1,048-1,309	181,352	184,739
Office Asst II-Gen	7.2	6	6	1,048-1,309	85,225	86,161
Prog Techn I-Personnel	0.2	1	1	1,126-1,309	15,708	15,708
Janitor	13	13	13	1,038-1,294	188,008	188,474
Service Asst-Toll Collection	9.2	12	12	1,048-1,214	159,402	164,646
Service Asst-Engrng	1	1	1	1,055-1,135	13,680	13,680
Office Asst I-Gen	2.3	7	7	944-1,087	83,163	85,796
Temporary Help	131.7	55.9	55.9	(2,778,695)	950,300	950,300
Overtime	-	-	-	(6,825,604)	4,302,800	4,302,800
Totals	3,046	3,134.9	3,134.9	\$76,683,540	\$78,391,381	\$79,496,105
District 05-San Luis Obispo:						
C.E.A. II	1	1	1	3,052-4,057	48,684	48,684
Supvng Transp Engr	2.3	2	2	3,128-3,780	90,720	90,720
Supvng Right Of Way Agent	1	1	1	2,913-3,518	42,216	42,216

2660 DEPARTMENT OF TRANSPORTATION—Continued

1
2
3
4
5
6
7
8
9
10
11
12
13
14
15
16
17
18
19
20
21
22
23
24
25
26
27
28
29
30
31
32
33
34
35
36
37
38
39
40
41
42
43
44
45
46
47
48
49
50
51
52
53
54
55
56
57
58
59
60
61
62
63
64
65
66
67
68
69
70
71
72
73
74
75
76
77
78
79
80
81
82
83
84
85
86
87
88
89
90
91
92
93
94
95
96
97
98

ORGANIZATIONAL UNIT Classification	NUMBER OF POSITIONS			EXPENDITURES		
	Filled 1983-84	Authorized 1984-85	Proposed 1985-86	Actual 1983-84	Estimated 1984-85	Proposed 1985-86
				SALARY RANGE		
Sr Transp Engr	6.7	7	7	2,717-3,279	270,507	274,077
Staff Services Mgr II-Supvry	0.8	1	1	2,651-3,200	34,551	36,207
Sr Right Of Way Agent	2	2	2	2,651-3,200	76,800	76,800
Sr Transp Planner	1	1	1	2,651-3,200	38,400	38,400
Maint Supt III	1.9	2	2	2,591-3,128	70,618	72,222
Assoc Transp Engr	29	33	33	2,360-2,845	1,093,882	1,107,412
Assoc Highway Elec Engr	1	1	1	2,360-2,845	34,140	34,140
Landscape Specialist	1	1	1	2,360-2,845	33,939	34,140
Maint Supt II	7.6	7	7	2,360-2,845	231,815	236,328
Assoc Landscape Architect	-	1	1	2,360-2,845	28,320	29,664
Assoc DP Analyst	1	1	1	2,197-2,651	31,812	31,812
Assoc Right Of Way Agent	9.5	9	9	2,197-2,651	286,308	286,308
Assoc Environmtl Planner	3.7	4	4	2,197-2,651	122,266	124,080
Assoc Transp Planner	4	3	3	2,197-2,651	92,248	93,858
Sr Acctg Off-Supvr	1	1	1	2,197-2,651	28,308	29,664
Highway Adm Off II	4	4	4	2,197-2,651	124,092	127,004
Assoc Environmtl Planner-Cultural	0.8	1	1	2,197-2,651	28,308	29,664
Sr Special Investigator	1	1	1	2,113-2,546	30,552	30,552
Utility Shops Supvr	1	1	1	2,051-2,472	27,012	27,012
Highway Elec Supvr	1	1	1	2,051-2,472	29,664	29,664
Asst Transp Engr	56.8	76	76	1,959-2,360	2,030,881	2,068,924
Asst Highway Elec Engr	1	1	1	1,959-2,360	28,320	28,320
Elec Engr	1	1	1	1,750-2,360	23,784	24,909
Highway Bridge Maint Supvr	1	1	1	1,912-2,303	27,636	27,636
Highway Electrician II	6	6	6	1,959-2,251	162,072	162,072
Phys Testing Engrng Techn II	1	1	1	1,868-2,251	27,012	27,012
Programmer II	1	1	1	1,827-2,197	22,349	23,394
Staff Services Analyst-Gen	1	1	1	1,407-2,197	25,176	26,364
Transp Planner	1.9	2	2	1,407-2,197	40,368	42,204
Highway Adm Off I	2.2	3	3	1,827-2,197	72,457	74,634
Acctg Off-Supvr	0.9	2	2	1,827-2,197	48,628	49,668
Sr Delineator	2	2	2	1,786-2,150	51,600	51,600
Tree Maint Supvr	3	3	3	1,745-2,098	75,528	75,528
Maint Supvr	27	27	27	1,745-2,098	679,752	679,752
Jr Civil Engr	12.4	17	17	1,750-2,011	370,101	386,605
Transp Engrng Techn	20.1	21	21	1,630-1,959	467,140	475,766
Tree Maint Leadworker	3.8	4	4	1,591-1,912	90,756	91,776
Landscape Maint Leadworker	7.7	9	9	1,666-1,912	199,806	203,811
Hwy Maint Leadworker	22.7	23	23	1,666-1,912	523,740	525,708
Bldg & Maint Worker	1	1	1	1,557-1,868	20,472	20,472
Materials & Stores Supvr I	0.9	1	1	1,401-1,827	19,992	19,992
Heavy Equipmt Opr	25.9	29	29	1,666-1,827	635,468	635,796
Jr Staff Analyst-Gen	3.4	3	3	1,407-1,827	65,064	65,772
Accountant I - Specialist	2	3	3	1,401-1,827	56,796	57,528
Delineator	2.8	3	3	1,491-1,786	57,942	59,603
Personnel Asst II	1	1	1	1,481-1,768	20,364	21,216
Tree Maint Worker	6.6	6	6	1,523-1,745	117,799	122,919
Equipmt Opr	66.8	67	67	1,591-1,745	1,394,343	1,400,373
Accountant Trainee	0.3	1	1	1,467-1,673	18,254	19,024
Groundskeeper	1	1	1	1,342-1,666	17,910	18,276
Warehouse Worker	1	1	1	1,401-1,666	17,544	18,276
Exec Secty I	1	1	1	1,389-1,653	19,836	19,836
Jr Engrng Techn	3.6	9	9	1,135-1,630	137,326	142,850
Caltrans Maint Office Systems Techn	2	2	2	1,358-1,611	38,664	38,664
Jr Right Of Way Agent	2.2	3	3	1,407-1,596	53,397	55,728
Mgt Services Techn	1	1	1	1,177-1,565	17,832	18,612
Sr Mach Opr	1	1	1	1,317-1,557	18,684	18,684
Acctg Techn	4	4	4	1,214-1,551	68,400	68,400
Personnel Asst I	2	2	2	1,126-1,551	36,200	36,964
Office Services Supvr I-Typing	1.8	2	2	1,214-1,551	31,668	32,220
Landscape Maint Worker	18	21	21	1,401-1,523	377,940	382,332
Hwy Maint Worker	12.2	16	16	1,401-1,523	288,512	291,440
Secty	1	1	1	1,236-1,512	17,448	17,448
Key Data Supvr I	-	1	1	1,260-1,486	16,404	17,244
Dispatcher-Clk	1	1	1	1,214-1,425	15,708	16,404
Janitor Supvr I	1	1	1	1,114-1,407	14,792	15,368
Machine Opr II-Gen	1	1	1	1,177-1,376	16,512	16,512
Office Asst II-Typing	7.2	8	8	1,048-1,367	113,162	114,956
Service Asst-Maint	21.8	14	14	1,239-1,342	223,748	225,240
Steno	3.5	4	4	1,029-1,339	59,867	61,067
Machine Oper I-Gen	0.1	1	1	1,135-1,321	15,852	15,852
Key Data Opr	1.4	2	2	976-1,309	31,416	31,416
Word Processing Techn	2.9	3	3	1,048-1,309	44,510	45,578
Janitor	2.8	3	3	1,038-1,294	40,764	42,060
Temporary Help	9.1	6.4	6.4	(329,914)	108,800	108,800
Overtime	-	-	-	(1,160,081)	433,300	433,300
Totals	469.1	512.4	512.4	\$12,138,544	\$12,544,958	\$12,702,533
District 06-Fresno:						
C.E.A. II	1	1	1	3,052-4,057	48,684	48,684
Supvng Transp Engr	2	2	2	3,128-3,780	90,720	90,720
Supvng Right Of Way Agent	1	1	1	2,913-3,518	42,216	42,216
Supvng Transp Planner	0.9	1	1	2,913-3,518	41,894	42,216
Sr Transp Engr	5.7	6	6	2,717-3,279	229,202	234,578
Staff Services Mgr II-Supvry	1	1	1	2,651-3,200	38,400	38,400
Sr Right Of Way Agent	2	2	2	2,651-3,200	76,800	76,800

2660 DEPARTMENT OF TRANSPORTATION—Continued

ORGANIZATIONAL UNIT Classification	NUMBER OF POSITIONS			EXPENDITURES		
	Filled 1983-84	Authorized 1984-85	Proposed 1985-86	Actual 1983-84	Estimated 1984-85	Proposed 1985-86
				SALARY RANGE		
Sr Transp Planner	1	1	1	2,651-3,200	38,400	38,400
Sr Envirntl Planner	0.8	1	1	2,651-3,200	34,551	36,207
Maint Supt III	2	2	2	2,591-3,128	75,072	75,072
Acctg Administrator I	0.8	1	1	2,415-2,913	34,551	34,956
Assoc Highway Elec Engr	2	2	2	2,360-2,845	68,280	68,280
Assoc Transp Engr	23.8	27	27	2,360-2,845	877,839	893,922
Landscape Specialist	1	1	1	2,360-2,845	34,140	34,140
Maint Supt II	7	7	7	2,360-2,845	237,580	238,913
Elec Supt I	1	1	1	2,251-2,717	32,604	32,604
Assoc DP Analyst	1	1	1	2,197-2,651	31,812	31,812
Assoc Right Of Way Agent	15.1	15	15	2,197-2,651	470,396	473,112
Assoc Transp Planner	4.4	5	5	2,197-2,651	152,206	155,200
Assoc Envirntl Planner	3.4	4	4	2,197-2,651	123,666	126,168
Highway Adm Off II	6	6	6	2,197-2,651	187,374	190,262
Sr Special Investigator	1	1	1	2,113-2,546	30,552	30,552
Highway Elec Supvr	2	2	2	2,051-2,472	59,328	59,328
Maint Supt I	6.3	6	6	2,002-2,415	171,476	172,760
Stationary Engr	1	1	1	1,931-2,361	25,752	25,752
Asst Transp Engr	68.5	76.8	76.8	1,959-2,360	2,094,272	2,122,462
Asst Landscape Architect	0.1	1	1	1,959-2,360	28,211	28,320
Electrical Engr	-	2	2	1,750-2,360	42,000	44,040
Highway Bridge Maint Supvr	0.8	1	1	1,912-2,303	24,984	26,166
Highway Electrician II	6.2	7	7	1,959-2,251	187,367	189,084
Programmer II	1	1	1	1,827-2,197	26,364	26,364
Asst Right Of Way Agent	1.3	1	1	1,827-2,197	23,144	24,244
Staff Services Analyst-Gen	4	4	4	1,407-2,197	103,212	104,367
Transp Planner	5.3	5	5	1,407-2,197	121,272	122,445
Highway Adm Off I	0.9	1	1	1,827-2,197	26,166	26,364
Acctg Off-Supvr	2	2	2	1,827-2,197	51,837	52,728
Sr Delineator	2	2	2	1,786-2,150	51,600	51,600
Tree Maint Supvr	2	2	2	1,745-2,098	50,352	50,352
Maint Supvr	35.8	36	36	1,745-2,098	900,948	903,084
Highway Electrician I	5.3	5	5	1,868-2,051	118,668	120,852
Jr Civil Engr	9.3	15	15	1,750-2,011	324,608	340,030
Transp Engrng Techn	21	26	26	1,630-1,959	572,126	583,441
Tree Maint Leadworker	3	3	3	1,591-1,912	68,832	68,832
Landscape Maint Leadworker	9.7	10	10	1,666-1,912	225,966	227,600
Hwy Maint Leadworker	35.6	38	38	1,666-1,912	864,948	867,864
Bldg & Maint Worker	1	1	1	1,557-1,868	20,472	20,472
Accountant I - Specialist	3.5	4	4	1,401-1,827	78,968	79,880
Materials & Stores Supvr I	1.1	2	2	1,401-1,827	39,379	39,984
Foundation Driller	1	1	1	1,666-1,827	21,924	21,924
Heavy Equipt Opr	52.3	48	48	1,666-1,827	1,051,778	1,052,352
Jr Staff Analyst-Gen	2	2	2	1,407-1,827	43,056	43,848
Delineator	3.8	4	4	1,491-1,786	82,188	82,980
Personnel Asst II	1	1	1	1,481-1,768	20,790	21,216
Office Services Supvr II-Gen	0.1	1	1	1,358-1,768	17,962	18,732
Tree Maint Worker	6	6	6	1,523-1,745	121,949	123,792
Equipt Opr	68	80	80	1,591-1,745	1,665,048	1,665,404
Warehouse Worker	1	1	1	1,401-1,666	18,276	18,276
Exec Secty I	0.8	1	1	1,389-1,653	19,836	19,836
Jr Engrng Techn	6.9	7	7	1,135-1,630	110,900	113,615
Caltrans Maint Office Systems Techn	1.2	1	1	1,358-1,611	19,332	19,332
Jr Right Of Way Agent	0.2	1	1	1,407-1,596	17,364	18,124
Mgt Services Techn	1	1	1	1,177-1,565	18,015	18,636
Sr Mach Opr	1	1	1	1,317-1,557	18,684	18,684
Acctg Techn	2	2	2	1,214-1,551	32,661	33,330
Personnel Asst I	2	2	2	1,126-1,551	37,224	37,224
Office Techn-Gen	3	3	3	1,214-1,551	50,662	51,300
Highway Fld Office Asst	2.9	1	1	1,305-1,544	18,528	18,528
Hwy Maint Worker	26.8	27	27	1,401-1,523	491,256	492,720
Landscape Maint Worker	26.7	29	29	1,401-1,523	525,307	528,601
Sr Steno	4	4	4	1,236-1,512	68,356	69,028
Stock Clk	1	1	1	1,168-1,486	16,404	16,404
Mach Opr III-Gen	1	1	1	1,222-1,437	17,244	17,244
Dispatcher-Clk	0.7	1	1	1,214-1,425	15,028	15,610
Acct Clk II	2	2	2	1,087-1,367	29,292	29,826
Office Asst II-Typing	12.8	14.6	14.6	1,048-1,367	207,998	209,853
Steno	2.1	3	3	1,029-1,339	46,188	46,188
Key Data Opr	1	1	1	976-1,309	14,348	14,890
Word Processing Techn	1.3	2	2	1,048-1,309	29,880	30,276
Janitor	0.6	0.6	0.6	1,038-1,294	8,985	8,985
Temporary Help	23.3	14	14	(570,069)	238,000	238,000
Overtime	-	-	-	(1,718,071)	629,300	629,300
Totals	572.1	608	608	\$15,060,323	\$15,008,954	\$15,155,687
District 07-Los Angeles:						
C.E.A. IV	1	1	1	3,618-4,680	56,160	56,160
C.E.A. III	1	1	1	3,357-4,464	51,269	53,568
Mgr-Right Of Way Prog	1	1	1	3,518-4,255	48,308	50,664
Prin Transp Engr	4	4	4	3,440-4,156	199,488	199,488
Supvng Transp Engr	11.6	12	12	3,128-3,780	532,684	543,074
Supvng Right Of Way Agent	6.1	6	6	2,913-3,518	251,847	253,296
Staff Services Mgr III	1	1	1	2,913-3,518	42,055	42,216
Supvng Envirntl Planner	0.8	1	1	2,913-3,518	41,733	42,216
Supvng Transp Planner	2.8	3	3	2,913-3,518	126,165	126,648

2660 DEPARTMENT OF TRANSPORTATION—Continued

ORGANIZATIONAL UNIT	NUMBER OF POSITIONS			EXPENDITURES			
	Classification	Filled 1983-84	Authorized 1984-85	Proposed 1985-86	Actual 1983-84	Estimated 1984-85	Proposed 1985-86
					SALARY RANGE		
Sr Landscape Architect	2	2	2	2,717-3,279	78,696	78,696	
Sr Transp Engr	49.7	54	54	2,717-3,279	2,070,165	2,107,661	
Sr Highway Elec Engr	3	3	3	2,717-3,279	118,044	118,044	
Sr Right Of Way Agent	25.5	26	26	2,651-3,200	956,318	978,739	
Staff Services Mgr II-Supvry	3	3	3	2,651-3,200	114,016	115,200	
Sr Transp Planner	5.7	6	6	2,651-3,200	223,344	227,837	
Sr Envirntl Planner	2.8	3	3	2,651-3,200	106,725	110,489	
Acctg Administrator II	1	1	1	2,651-3,200	38,400	38,400	
DP Mgr II	1	1	1	2,651-3,200	38,400	38,400	
Maint Supt III	9.8	10	10	2,591-3,128	371,903	374,448	
Staff Services Mgr I	7.2	8	8	2,415-2,913	275,479	279,378	
Elec Supt II	1	1	1	2,415-2,913	34,956	34,956	
Research Mgr I-Gen	1	1	1	2,415-2,913	34,956	34,956	
Assoc Landscape Architect	7.8	8	8	2,360-2,845	260,032	265,917	
Assoc Engrng Geologist	2	2	2	2,360-2,845	68,280	68,280	
Assoc Highway Elec Engr	20.9	21	21	2,360-2,845	705,361	712,974	
Assoc Transp Engr	205.9	218	218	2,360-2,845	7,177,559	7,296,956	
Landscape Specialist	2.9	3	3	2,360-2,845	99,647	101,362	
Maint Supt II	13.8	14	14	2,360-2,845	472,306	476,200	
Statistical Methods Analyst III	2.5	3	3	2,303-2,778	86,912	91,104	
Assoc Estimator - Building Constrn	4.6	5	5	2,251-2,717	160,913	162,390	
Elec Supt I	3.7	4	4	2,251-2,717	124,824	126,132	
Structural Steel Painter Supvr	1	1	1	2,360-2,717	32,604	32,604	
Assoc Right Of Way Agent	84.4	94	94	2,197-2,651	2,873,208	2,913,208	
Assoc Transp Planner	17	18	18	2,197-2,651	544,425	556,084	
Assoc Envirntl Planner	10.7	12	12	2,197-2,651	359,486	368,606	
Assoc Envirntl Planner-Cultural	1	1	1	2,197-2,651	31,812	31,812	
Assoc Envirntl Planner-Socioecon	1	1	1	2,197-2,651	31,446	31,812	
Highway Adm Officer II	23.3	26	26	2,197-2,651	792,822	806,452	
Sr Acctg Off-Specialist	2	2	2	2,197-2,651	59,556	62,404	
Sr Acctg Off-Supvr	5	5	5	2,197-2,651	155,668	157,026	
Audio-Visual Specialist	1	1	1	2,197-2,651	31,812	31,812	
Assoc DP Analyst	1	1	1	2,197-2,651	31,812	31,812	
Assoc Programmer Analyst	2.5	3	3	2,197-2,651	91,708	93,060	
Assoc Systems Software Specialist	1	1	1	2,197-2,651	31,632	31,812	
Research Analyst II-Economics	2	2	2	2,197-2,651	63,624	63,624	
Research Analyst II-Demography	0.6	1	1	2,197-2,651	28,420	29,778	
Research Analyst II-Gen	4	4	4	2,197-2,651	127,248	127,248	
Info Off I	1	1	1	2,197-2,651	31,812	31,812	
Telecomm Analyst II	1	1	1	2,197-2,651	31,812	31,812	
Trng Off I	1	1	1	2,197-2,651	31,812	31,812	
Assoc Mgt Analyst	2	2	2	2,197-2,651	63,624	63,624	
Employment Opportunity Analyst	1	1	1	2,197-2,651	31,812	31,812	
Assoc Personnel Analyst	6.7	7	7	2,197-2,651	215,870	218,958	
Supvr - Bldg Trades	1	1	1	2,051-2,591	27,775	28,320	
Sr Special Investigator	0.4	1	1	2,113-2,546	27,100	28,388	
DP Techn Supvr II	1	1	1	2,098-2,529	30,348	30,348	
Highway Elec Supvr	12.9	13	13	2,051-2,472	385,072	385,632	
Lead Structural Steel Painter	1.4	2	2	2,251-2,472	57,221	58,544	
Maint Supt I	17.3	17	17	2,002-2,415	485,152	490,644	
Asst Estimator - Bldg Constrn	4.1	6	6	1,959-2,360	155,691	161,064	
Asst Landscape Architect	14.2	14	14	1,959-2,360	384,788	392,453	
Engrng Geologist	1	1	1	1,750-2,360	27,906	28,320	
Asst Transp Engr	469.2	463.4	463.4	1,959-2,360	12,671,571	12,854,998	
Asst Highway Elec Engr	25.3	25	25	1,959-2,360	708,000	708,000	
Elec Engr	28.7	31	31	1,750-2,360	790,379	814,198	
Asst Engrng Specialist	3.9	4	4	1,959-2,360	113,280	113,280	
Sr Librarian	1	1	1	1,959-2,360	28,320	28,320	
Supvr-Drafting Services	2	2	2	1,959-2,360	56,640	56,640	
Painter Supvr	1	1	1	1,959-2,360	25,800	25,800	
Toll Capt	1	1	1	1,939-2,336	28,032	28,032	
Special Investigator I	1	1	1	1,723-2,319	27,718	27,828	
Highway Bridge Maint Supvr	2	2	2	1,912-2,303	52,524	53,703	
Statistical Methods Analyst II	1.2	2	2	1,912-2,303	46,338	48,528	
Landscape Techn II	1	1	1	1,868-2,251	27,012	27,012	
Elec Engrng Techn II	2	2	2	1,868-2,251	47,016	49,224	
Sr Graphic Artist	2	2	2	1,868-2,251	54,024	54,024	
Maint Mechanic	12.2	12	12	1,868-2,251	287,739	292,492	
Highway Electrician II	43.1	46	46	1,959-2,251	1,225,671	1,237,324	
Electrician I	1.2	2	2	1,868-2,251	47,210	48,304	
Toll Bridge Electrician	1	1	1	2,051-2,251	27,012	27,012	
Plumber I	4.2	5	5	1,868-2,251	121,137	122,232	
Structural Steel Painter	9.1	10	10	2,051-2,251	265,886	269,716	
Transp Planner	14.2	23	23	1,407-2,197	463,503	484,671	
Highway Adm Off I	16.9	29	29	1,827-2,197	721,489	744,859	
Envirntrl Planner-Cultural	2	2	2	1,407-2,197	51,156	52,332	
Envirntrl Planner	4.3	4	4	1,407-2,197	99,300	102,783	
Acctg Off	6.2	7	7	1,827-2,197	163,313	169,518	
Acctg Off-Supvr	3.9	6	6	1,827-2,197	144,853	150,026	
Audio-Visual Asst	1.2	2	2	1,827-2,197	46,875	49,083	
Programmer II	2.9	2	2	1,827-2,197	51,936	52,728	
Tax Compliance Rep II	0.3	1	1	1,827-2,197	26,364	26,364	
Auto Pool Mgr I	1.4	1	1	1,666-2,197	20,387	21,350	
Asst Info Off	2.7	3	3	1,827-2,197	73,512	75,756	
Staff Services Analyst-Gen	28.8	19	19	1,407-2,197	486,961	496,623	
Title Specialist II	1	1	1	1,827-2,197	26,364	26,364	

2660 DEPARTMENT OF TRANSPORTATION—Continued

1
2
3
4
5
6
7
8
9
10
11
12
13
14
15
16
17
18
19
20
21
22
23
24
25
26
27
28
29
30
31
32
33
34
35
36
37
38
39
40
41
42
43
44
45
46
47
48
49
50
51
52
53
54
55
56
57
58
59
60
61
62
63
64
65
66
67
68
69
70
71
72
73
74
75
76
77
78
79
80
81
82
83
84
85
86
87
88
89
90
91
92
93
94
95
96
97
98

ORGANIZATIONAL UNIT Classification	NUMBER OF POSITIONS			EXPENDITURES		
	Filed 1983-84	Authorized 1984-85	Proposed 1985-86	Actual 1983-84	Estimated 1984-85	Proposed 1985-86
				SALARY RANGE		
Asst Right Of Way Agent	26	19	19	1,827-2,197	429,906	446,567
Sr Delineator	22	24	24	1,786-2,150	595,554	603,729
Painter I	7	7	7	1,786-2,150	164,101	164,556
Carpenter I	0.8	1	1	1,786-2,150	21,432	22,416
Property Clk II	2	2	2	1,591-2,098	44,698	45,888
Materials & Stores Supvr II	1	1	1	1,591-2,098	22,944	22,944
Tree Maint Supvr	3.8	4	4	1,745-2,098	100,320	100,704
Maint Supvr	109.6	110	110	1,745-2,098	2,760,918	2,765,820
Mach Supvr II-Gen	1	1	1	1,706-2,051	24,612	24,612
Rental Agent	2	2	2	1,706-2,051	47,392	48,488
Highway Electrician I	30	32	32	1,868-2,051	768,810	779,688
Toll Lieut	1	1	1	1,690-2,029	24,348	24,348
Jr Landscape Architect	2	2	2	1,750-2,011	42,510	44,556
Jr Civil Engr	88	84	84	1,750-2,011	1,852,102	1,933,854
Light Power Shovel Opr	1	1	1	1,666-2,002	24,024	24,024
Landscape Techn I	2	2	2	1,630-1,959	43,980	44,940
Elec Engrng Teehn I	3	3	3	1,630-1,959	68,128	69,104
Transp Engrng Techn	158.9	175	175	1,630-1,959	3,794,799	3,911,579
Personnel Asst III	1	1	1	1,611-1,939	23,268	23,268
Tree Maint Leadworker	2.6	4	4	1,591-1,912	89,854	90,841
Landscape Maint Leadworker	64.1	66	66	1,666-1,912	1,470,594	1,494,099
Hwy Maint Leadworker	93.1	97	97	1,666-1,912	2,216,726	2,221,336
Bldg & Maint Worker	1	1	1	1,557-1,868	20,472	20,472
Office Services Supvr III-Gen	2	2	2	1,544-1,854	44,496	44,496
Accountant I - Specialist	9.3	9	9	1,401-1,827	172,909	175,613
Materials & Stores Supvr I	1	1	1	1,401-1,827	19,992	19,992
Heavy Equipt Opr	88.9	94	94	1,666-1,827	2,043,709	2,054,378
Jr Staff Analyst-Gen	7.8	9	9	1,407-1,827	177,169	182,760
Delineator	41.5	42	42	1,491-1,786	847,075	866,433
Collection Agent	4	4	4	1,491-1,786	85,236	85,728
Highway Elec Techn	13.7	11	11	1,557-1,786	228,762	233,471
Toll Sgt	4.9	5	5	1,481-1,768	105,065	106,002
Personnel Asst II	4	4	4	1,481-1,768	84,864	84,864
Office Services Supvr II-Gen	4	4	4	1,358-1,768	77,328	77,328
Sr DP Techn	1	2	2	1,462-1,745	40,707	41,643
Tree Maint Worker	17.1	19	19	1,523-1,745	377,505	388,121
Equipt Opr	176.8	180	180	1,591-1,745	3,721,677	3,757,587
Sr Legal Steno	0.9	1	1	1,331-1,729	18,924	18,924
Sr Legal Typist	1	1	1	1,331-1,729	18,924	18,924
Accountant Trainee	4.8	4	4	1,467-1,673	74,435	77,659
Drawbridge Opr	1.1	1	1	1,523-1,666	19,992	19,992
Warehouse Worker	2.5	4	4	1,401-1,666	73,104	73,104
Exec Secty I	1	1	1	1,389-1,653	19,836	19,836
Drafting Aid II	3.2	2	2	1,371-1,630	36,136	36,872
Jr Engrng Techn	39.9	44	44	1,135-1,630	761,450	785,349
Caltrans Maint Office Systems Techn	9.4	10	10	1,358-1,611	187,941	189,420
Jr Right Of Way Agent	18.3	21	21	1,407-1,596	335,856	388,608
Mgt Services Teehn	8.7	10	10	1,177-1,565	179,493	183,381
Personnel Techn I	1	1	1	1,138-1,565	18,780	18,780
Sr Mach Opr	2	2	2	1,317-1,557	37,368	37,368
Auto Pool Attendant III	1	1	1	1,317-1,557	18,684	18,684
Acctg Techn	11.5	12	12	1,214-1,551	199,104	201,163
Sr Acct Clk	3	3	3	1,214-1,551	51,300	51,300
Personnel Asst I	14.7	16	16	1,126-1,551	282,500	2,833,979
Office Services Supvr I-Typing	10.1	10	10	1,214-1,551	168,203	170,014
Office Techn-Gen	1.9	3	3	1,214-1,551	47,830	49,096
Office Techn-Typing	7.5	11	11	1,214-1,551	178,977	183,090
Office Services Supvr I-Gen	2	2	2	1,214-1,551	34,200	34,200
Toll Collector	13.5	13	13	1,305-1,544	239,112	240,612
Dispatcher Clk Supvr	1	1	1	1,305-1,544	17,649	18,354
DP Techn	4.7	5	5	1,198-1,523	89,208	89,916
Landscape Maint Worker	273.4	272	272	1,401-1,523	4,938,913	4,965,460
Hwy Maint Worker	147.3	159	159	1,401-1,523	2,888,072	2,902,956
Mach Opr III-Process Camera	1	1	1	1,278-1,512	18,144	18,144
Sr Steno	8	8	8	1,236-1,512	138,761	139,525
Secty	9.7	9	9	1,236-1,512	155,951	156,914
Auto Pool Attendant II	1.6	1	1	1,371-1,491	17,892	17,892
Key Data Supvr I	2	2	2	1,260-1,486	35,359	35,664
Sr Word Processing Techn	1	1	1	1,260-1,486	17,588	17,832
Laborer	2	2	2	1,342-1,462	35,088	35,088
Mach Opr III-Gen	3.9	4	4	1,222-1,437	68,976	68,976
Dispatcher-Clk	7.1	8	8	1,214-1,425	132,177	133,945
Composing Techn I	1	1	1	1,214-1,425	17,100	17,100
Mach Opr II -Gen	0.8	1	1	1,177-1,376	16,512	16,512
Auto Pool Attendant I	4	5	5	1,265-1,371	82,260	82,260
Account Clk II	5	4	4	1,087-1,367	60,342	60,480
Office Asst II-Typing	85.8	101	101	1,048-1,367	1,424,587	1,426,324
Service Asst-Maint	24	26	26	1,239-1,342	413,953	445,866
Steno.....	23.2	23	23	1,029-1,339	349,518	397,360
Drafting Aid I	0.8	1	1	1,135-1,321	15,610	15,828
Mach Opr I-Gen	3.9	4	4	1,135-1,321	59,745	61,450
Key Data Opr	6.9	7	7	976-1,309	106,640	108,308
Word Processing Techn	16.4	19	19	1,048-1,309	290,626	293,824
Office Asst II-Gen	11	12	12	1,048-1,309	173,129	174,098
Office Asst I-Gen	2.5	3	3	944-1,087	35,544	36,715
Temporary Help	96.5	35	35	(2,442,808)	595,000	595,000
Overtime	-	-	-	(6,952,046)	4,772,000	4,772,000
Totals	3,229.9	3,297.4	3,297.4	\$82,514,505	\$83,915,824	\$87,728,065

2660 DEPARTMENT OF TRANSPORTATION—Continued

1
2
3
4
5
6
7
8
9
10
11
12
13
14
15
16
17
18
19
20
21
22
23
24
25
26
27
28
29
30
31
32
33
34
35
36
37
38
39
40
41
42
43
44
45
46
47
48
49
50
51
52
53
54
55
56
57
58
59
60
61
62
63
64
65
66
67
68
69
70
71
72
73
74
75
76
77
78
79
80
81
82
83
84
85
86
87
88
89
90
91
92
93
94
95
96
97
98

ORGANIZATIONAL UNIT Classification	NUMBER OF POSITIONS			EXPENDITURES		
	Filled 1983-84	Authorized 1984-85	Proposed 1985-86	Actual 1983-84	Estimated 1984-85	Proposed 1985-86
District 08-San Bernardino:				SALARY RANGE		
C.E.A. III	1	1	1	3,357-4,464	53,152	53,568
Supvng Transp Engr	3	3	3	3,128-3,780	136,080	136,080
Staff Services Mgr III	1	1	1	2,913-3,518	42,216	42,216
Supvng Right Of Way Agent	1	1	1	2,913-3,518	42,216	42,216
Supvng Transp Planner	1	1	1	2,913-3,518	42,216	42,216
Sr Transp Engr	10.7	12	12	2,717-3,279	459,503	468,099
Sr Right Of Way Agent	3.5	4	4	2,651-3,200	153,156	153,600
Sr Transp Planner	1	1	1	2,651-3,200	38,400	38,400
Sr Envirntl Planner	0.9	1	1	2,651-3,200	36,811	38,400
Maint Supt III	3	3	3	2,591-3,128	112,608	112,608
Staff Services Mgr I	2	2	2	2,415-2,913	69,912	69,912
Acctg Administrator I	0.5	1	1	2,415-2,913	32,574	34,146
Landscape Specialist	1	1	1	2,360-2,845	33,939	34,140
Maint Supt II	10	10	10	2,360-2,845	338,902	340,998
Assoc Landscape Architect	1	2	2	2,360-2,845	62,572	63,923
Assoc Highway Elec Engr	4	4	4	2,360-2,845	136,560	136,560
Assoc Transp Engr	48.3	50	50	2,360-2,845	1,630,324	1,662,842
Elec Supt I	1	1	1	2,251-2,717	32,604	32,604
Trng Off I	0.5	1	1	2,197-2,651	31,812	31,812
Assoc Right Of Way Agent	16.7	17	17	2,197-2,651	540,560	540,804
Assoc Transp Planner	4.8	7	7	2,197-2,651	209,048	214,130
Assoc Envirntl Planner	2.3	3	3	2,197-2,651	86,130	88,764
Highway Adm Off II	9	10	10	2,197-2,651	300,994	307,716
Assoc Programmer Analyst	1	1	1	2,197-2,651	31,812	31,812
Sr Special Investigator	1	1	1	2,113-2,546	29,287	30,552
Elec Engrng Techn III	1	1	1	2,051-2,472	29,664	29,664
Highway Elec Supvr	3	3	3	2,051-2,472	88,992	88,992
Maint Supt I	4.5	3	3	2,002-2,415	86,940	86,940
Asst Landscape Architect	4	3	3	1,959-2,360	84,524	84,960
Elec Engr	4	5	5	1,750-2,360	140,292	141,600
Asst Highway Elec Engr	4	4	4	1,959-2,360	113,280	113,280
Asst Transp Engr	106.6	99	99	1,959-2,360	2,741,311	2,768,369
Asst Engrng Specialist	1	1	1	1,959-2,360	28,320	28,320
Supvr-Drafting Services	1	1	1	1,959-2,360	28,320	28,320
Elec Engrng Techn II	2	1	1	1,868-2,251	25,503	26,709
Sr Graphic Artist	1	1	1	1,868-2,251	27,012	27,012
Maint Mechanic	3.8	4	4	1,868-2,251	98,448	98,448
Highway Electrician II	8.3	9	9	1,959-2,251	238,492	241,593
Staff Services Analyst-Gen	3.5	2	2	1,407-2,197	52,728	52,728
Asst Info Off	1	1	1	1,827-2,197	26,364	26,364
Asst Right Of Way Agent	1.4	3	3	1,827-2,197	67,217	70,362
Transp Planner	8.1	6	6	1,407-2,197	147,077	149,055
Envirntl Planner	0.3	1	1	1,407-2,197	17,004	17,734
Acctg Off-Supvr	1.6	3	3	1,827-2,197	66,792	69,912
Highway Adm Off I	4	7	7	1,827-2,197	169,031	174,015
Acctg Off	0.4	1	1	1,827-2,197	22,349	23,394
Sr Delineator	3.4	4	4	1,786-2,150	97,343	100,774
Maint Supvr	42.5	41	41	1,745-2,098	1,022,430	1,025,232
Materials & Stores Supvr II	0.4	1	1	1,591-2,098	21,350	22,349
Tree Maint Supvr	2	2	2	1,745-2,098	49,776	50,352
Rental Agent	1	1	1	1,706-2,051	23,574	24,367
Highway Electrician I	7.2	9	9	1,868-2,051	211,709	217,368
Jr Civil Engr	17.8	18	18	1,750-2,011	393,486	412,106
Transp Engrng Techn	43.1	48	48	1,630-1,959	1,043,184	1,071,812
Landscape Maint Leadworker	11.6	11	11	1,666-1,912	249,627	251,200
Hwy Maint Leadworker	37.6	42	42	1,666-1,912	957,295	960,020
Tree Maint Leadworker	1.8	2	2	1,591-1,912	45,378	45,888
Office Services Supvr III-Gen	0.5	1	1	1,544-1,854	20,748	21,732
Heavy Equip Opr	58.5	62	62	1,666-1,827	1,349,797	1,355,924
Skilled Laborer	1	1	1	1,523-1,827	19,992	19,992
Jr Staff Analyst-Gen	4.2	4	4	1,407-1,827	84,374	85,314
Accountant I - Specialist	2.6	2	2	1,401-1,827	35,857	37,447
Property Clk I	1	1	1	1,401-1,827	19,992	19,992
Programmer I	1	1	1	1,407-1,827	20,940	21,924
Delineator	2.6	2	2	1,491-1,786	42,864	42,864
Collection Agent	1	1	1	1,491-1,786	21,352	21,432
Personnel Asst II	1	1	1	1,481-1,768	21,216	21,216
Office Services Supvr II-Gen	1.5	1	1	1,358-1,768	19,332	19,332
Equip Opr	67	73	73	1,591-1,745	1,516,567	1,524,828
Tree Maint Worker	5.6	5	5	1,523-1,745	104,700	104,700
Warehouse Worker	4	4	4	1,401-1,666	71,274	72,738
Groundskeeper	1	1	1	1,342-1,666	18,276	18,276
Exec Secty I	1.5	2	2	1,389-1,653	37,356	38,274
Drafting Aid II	1.1	2	2	1,371-1,630	37,777	38,990
Jr Engrng Techn	30.4	59	59	1,135-1,630	965,608	998,760
Caltrans Maint Office Systems Techn	3	3	3	1,358-1,611	57,996	57,996
Jr Right Of Way Agent	4.4	4	4	1,407-1,596	72,419	74,752
Mgt Services Techn	1	1	1	1,177-1,565	18,684	18,780
Sr Mach Opr	1	1	1	1,317-1,557	18,684	18,684
Acctg Techn	4.1	5	5	1,214-1,551	81,598	83,551
Personnel Asst I	2.8	3	3	1,126-1,551	54,324	55,056
Office Services Supvr I-Typing	2	2	2	1,214-1,551	32,924	33,620

2660 DEPARTMENT OF TRANSPORTATION—Continued

1
2
3
4
5
6
7
8
9
10
11
12
13
14
15
16
17
18
19
20
21
22
23
24
25
26
27
28
29
30
31
32
33
34
35
36
37
38
39
40
41
42
43
44
45
46
47
48
49
50
51
52
53
54
55
56
57
58
59
60
61
62
63
64
65
66
67
68
69
70
71
72
73
74
75
76
77
78
79
80
81
82
83
84
85
86
87
88
89
90
91
92
93
94
95
96
97
98

ORGANIZATIONAL UNIT Classification	NUMBER OF POSITIONS			EXPENDITURES		
	Filled 1983-84	Authorized 1984-85	Proposed 1985-86	Actual 1983-84	Estimated 1984-85	Proposed 1985-86
				SALARY RANGE		
Office Techn-Gen	1	1	1	1,214-1,551	15,659	16,346
Office Techn-Typing	2.2	3	3	1,214-1,551	48,276	49,350
Office Services Supvr I-Gen	1	1	1	1,214-1,551	17,100	17,100
Highway Fld Office Asst	1	1	1	1,305-1,544	18,528	18,528
Landscape Maint Worker	39.5	40	40	1,401-1,523	725,428	729,149
Hwy Maint Worker	40.5	39	39	1,401-1,523	707,762	711,361
Sr Steno	1.2	1	1	1,236-1,512	17,448	17,448
Secty	2	2	2	1,236-1,512	34,778	34,896
Auto Pool Attendant II	1	1	1	1,371-1,491	17,892	17,892
Key Data Supvr I	1	1	1	1,260-1,486	16,404	17,100
Sr Word Processing Techn	1	1	1	1,260-1,486	16,578	17,283
Mach Opr III-Gen	1	1	1	1,222-1,437	17,244	17,244
Dispatcher-Clk	1	1	1	1,214-1,425	16,636	17,100
Composing Techn I	2	2	2	1,214-1,425	34,200	34,200
Acct Clk II	2.8	3	3	1,087-1,367	44,280	44,808
Office Asst II-Typing	9.2	7	7	1,048-1,367	99,562	101,020
Service Asst-Maint	16.3	12	12	1,239-1,342	190,410	192,755
Steno	14.6	17	17	1,029-1,339	247,567	252,479
Mach Opr I-Gen	1	1	1	1,135-1,321	15,852	15,852
Key Data Opr	1.4	2	2	976-1,309	29,596	30,100
Word Processing Techn	2.6	3	3	1,048-1,309	43,934	44,501
Office Asst II-Gen	1.9	2	2	1,048-1,309	29,136	29,136
Temporary Help	31.7	17.8	17.8	(792,283)	302,600	302,600
Overtime	-	-	-	(1,773,480)	1,542,800	1,542,800
Totals	842.8	878.8	878.8	\$21,247,867	\$22,092,521	\$22,354,219
District 09-Bishop:						
C.E.A. II	0.9	1	1	3,052-4,057	48,684	48,684
Sr Transp Engr	3	3	3	2,717-3,279	118,044	118,044
Sr Right Of Way Agent	1	1	1	2,651-3,200	38,400	38,400
Staff Services Mgr II-Managerial	1	1	1	2,651-3,200	37,956	38,400
Sr Transp Planner	0.9	1	1	2,651-3,200	37,101	38,184
Maint Supt II	4	4	4	2,360-2,845	135,756	136,560
Assoc Highway Elec Engr	1	1	1	2,360-2,845	34,140	34,140
Assoc Transp Engr	16.1	18	18	2,360-2,845	586,438	596,536
Assoc Right Of Way Agent	4.4	5	5	2,197-2,651	154,142	155,444
Assoc Envirntl Planner-Natural	1	1	1	2,197-2,651	31,812	31,812
Assoc Envirntl Planner	1	1	1	2,197-2,651	28,532	29,892
Assoc Transp Planner	2	2	2	2,197-2,651	63,624	63,624
Sr Acctg Off-Supvr	1	1	1	2,197-2,651	31,812	31,812
Highway Adm Off II	3	4	4	2,197-2,651	118,716	121,584
Assoc Programmer Analyst	1	1	1	2,197-2,651	31,812	31,812
Highway Elec Supvr	1	1	1	2,051-2,472	29,664	29,664
Utility Shops Supvr	1	1	1	2,051-2,472	27,012	27,012
Asst Transp Engr	33.7	34	34	1,959-2,360	933,297	945,346
Engrng Geologist	1	1	1	1,750-2,360	28,320	28,320
Maint Mechanic	1	1	1	1,868-2,251	24,612	24,612
Highway Electrician II	1	1	1	1,959-2,251	27,012	27,012
Acct Off-Supvr	-	1	1	1,827-2,197	22,009	23,034
Staff Services Analyst-Gen	1	1	1	1,407-2,197	23,214	24,312
Transp Planner	1	1	1	1,407-2,197	22,859	23,934
Envirntl Planner	0.8	1	1	1,407-2,197	25,206	26,082
Sr Delineator	2	2	2	1,786-2,150	51,600	51,600
Maint Supvr	14.4	14	14	1,745-2,098	350,928	352,464
Highway Electrician I	1	1	1	1,868-2,051	24,612	24,612
Jr Civil Engr	4.4	4	4	1,750-2,011	88,168	92,306
Transp Engrng Techn	14.3	16	16	1,630-1,959	359,056	363,752
Hwy Maint Leadworker	13.3	13	13	1,666-1,912	294,640	296,268
Bldg & Maint Worker	0.9	1	1	1,557-1,868	20,472	20,472
Heavy Equipt Opr	31.7	28	28	1,666-1,827	613,872	613,872
Jr Staff Analyst-Gen	1.6	1	1	1,407-1,827	21,924	21,924
Accountant I - Specialist	2	1	1	1,401-1,827	18,276	19,092
Materials & Stores Supvr I	0.9	1	1	1,401-1,827	19,917	19,992
Delineator	1	1	1	1,491-1,786	18,757	19,636
Personnel Asst II	1	1	1	1,481-1,768	21,216	21,216
Equipt Opr	22.8	26	26	1,591-1,745	539,191	543,571
Exec Secty I	1	1	1	1,389-1,653	19,032	19,836
Jr Engrng Techn	1.3	2	2	1,135-1,630	33,582	34,092
Caltrans Maint Office Systems Techn	1	1	1	1,358-1,611	19,332	19,332
Sr Right Of Way Agent	0.9	1	1	1,407-1,596	17,424	18,189
Jr Mach Opr	1	1	1	1,317-1,557	18,684	18,684
Office Techn-Typing	2.4	3	3	1,214-1,551	44,636	46,376
Office Services Supvr I-Typing	1	1	1	1,214-1,551	17,100	17,100
Acctg Techn	1.4	1	1	1,214-1,551	15,708	16,404
Personnel Asst I	1	1	1	1,126-1,551	18,612	18,612
Highway Fld Office Asst	1	1	1	1,305-1,544	18,528	18,528
Hwy Maint Worker	14.9	21	21	1,401-1,523	379,648	382,942
Key Data Supvr I	-	1	1	1,260-1,486	17,466	17,832
Dispatcher-Clk	1	1	1	1,214-1,425	17,100	17,100
Office Asst II-Typing	4.6	4	4	1,048-1,367	57,090	58,228
Acct Clk II	1.2	2	2	1,087-1,367	28,150	29,008
Service Asst-Maint	3.4	3	3	1,239-1,342	46,771	48,042
Steno	1	1	1	1,029-1,339	15,396	15,396
Service Asst-Auto	-	1	1	1,038-1,198	12,834	13,242
Service Asst-Warehouse-stores	0.5	1	1	1,038-1,198	12,933	13,347
Service Asst-Janitor	1.2	1	1	967-1,114	12,147	12,537

2660 DEPARTMENT OF TRANSPORTATION—Continued

ORGANIZATIONAL UNIT	NUMBER OF POSITIONS			EXPENDITURES			
	Classification	Filled 1983-84	Authorized 1984-85	Proposed 1985-86	Actual 1983-84	Estimated 1984-85	Proposed 1985-86
				SALARY RANGE			
Maint-service Occupational Trainee	0.7	1	1	918-985	11,601	11,967	
Temporary Help	23.4	24.4	24.4	(536,094)	414,800	414,800	
Overtime	-	-	-	(676,911)	521,600	521,600	
Totals	258	272.4	272.4	\$6,721,142	\$6,872,977	\$6,938,227	
District 10-Stockton:							
C.E.A. II	1	1	1	3,052-4,057	46,824	48,308	
Supvng Transp Engr	3	3	3	3,128-3,780	136,080	136,080	
Supvng Right Of Way Agent	1	1	1	2,913-3,518	42,216	42,216	
Sr Transp Engr	6.6	8	8	2,717-3,279	306,448	311,764	
Sr Transp Planner	0.7	1	1	2,651-3,200	38,400	38,400	
Staff Services Mgr II-Supvry	1	1	1	2,651-3,200	38,400	38,400	
Sr Envirntl Planner	1	1	1	2,651-3,200	35,234	36,920	
Sr Right Of Way Agent	2.6	3	3	2,651-3,200	111,081	112,729	
Maint Supt III	3	3	3	2,591-3,128	112,608	112,608	
Acctg Administrator I	1	1	1	2,415-2,913	34,956	34,956	
Assoc Highway Elec Engr	2	2	2	2,360-2,845	68,280	68,280	
Assoc Transp Engr	34.2	35	35	2,360-2,845	1,161,338	1,176,188	
Landscape Specialist	1	1	1	2,360-2,845	33,939	34,140	
Maint Supt II	10.7	10	10	2,360-2,845	339,143	341,199	
Elec Supt I	1	1	1	2,251-2,717	32,604	32,604	
Assoc Transp Planner	5	6	6	2,197-2,651	181,248	183,864	
Assoc Envirntl Planner	5.7	7	7	2,197-2,651	212,636	215,228	
Highway Adm Off II	5.2	5	5	2,197-2,651	159,000	159,060	
Assoc DP Analyst	1	1	1	2,197-2,651	31,812	31,812	
Assoc Right Of Way Agent	10.5	10	10	2,197-2,651	313,414	314,728	
Sr Special Investigator	1	1	1	2,113-2,546	30,552	30,552	
Highway Elec Supvr	2	2	2	2,051-2,472	59,328	59,328	
Maint Supt I	2	2	2	2,002-2,415	57,960	57,960	
Asst Highway Elec Engr	1	1	1	1,959-2,360	28,320	28,320	
Asst Transp Engr	88.7	83	83	1,959-2,360	2,331,395	2,344,526	
Highway Bridge Maint Supvr	3	3	3	1,912-2,303	81,339	82,590	
Sr Graphic Artist	1	1	1	1,868-2,251	27,012	27,012	
Maint Mechanic	1	1	1	1,868-2,251	24,612	24,612	
Highway Electrician II	5	5	5	1,959-2,251	134,757	135,060	
Transp Planner	3.9	4	4	1,407-2,197	102,846	103,980	
Acctg Off-Supvr	2	2	2	1,827-2,197	52,728	52,728	
Highway Adm Off I	3	4	4	1,827-2,197	102,486	103,596	
Staff Services Analyst-Gen	4.3	4	4	1,407-2,197	102,234	104,172	
Sr Delineator	1.9	1	1	1,786-2,150	25,800	25,800	
Property Clk II	1	1	1	1,591-2,098	21,350	22,349	
Tree Maint Supvr	1	1	1	1,745-2,098	24,600	25,176	
Maint Supvr	36	36	36	1,745-2,098	905,376	906,336	
Rental Agent	1	1	1	1,706-2,051	24,612	24,612	
Highway Electrician I	5	3	3	1,868-2,051	73,192	73,836	
Jr Civil Engr	11.2	17	17	1,750-2,011	370,425	386,890	
Transp Engrng Techn	29.5	25	25	1,630-1,959	550,563	564,854	
Tree Maint Leadworker	1	1	1	1,591-1,912	22,944	22,944	
Ferry Opr II	5	5	5	1,745-1,912	113,955	114,720	
Landscape Maint Leadworker	8.9	9	9	1,666-1,912	206,411	206,496	
Hwy Maint Leadworker	38.6	38	38	1,666-1,912	870,087	871,872	
Acct I-Specialist	2	2	2	1,401-1,827	39,709	39,984	
Materials & Stores Supvr I	1	1	1	1,401-1,827	19,992	19,992	
Heavy Equipt Opr	61.6	60	60	1,666-1,827	1,313,554	1,315,440	
Skilled Laborer	1	1	1	1,523-1,827	19,992	19,992	
Delineator	5.4	5	5	1,491-1,786	101,744	103,495	
Collection Agent	1	1	1	1,491-1,786	21,432	21,432	
Office Services Supvr II-Gen	0.3	1	1	1,358-1,768	19,332	19,332	
Personnel Asst II	1	1	1	1,481-1,768	21,216	21,216	
Tree Maint Worker	4	4	4	1,523-1,745	83,760	83,760	
Ferry Opr I	4.9	5	5	1,591-1,745	100,759	102,962	
Equipt Opr	81	85	85	1,591-1,745	1,763,316	1,776,951	
Drawbridge Opr	15.4	15	15	1,523-1,666	298,809	299,880	
Warehouse Worker	1.9	2	2	1,401-1,666	36,552	36,552	
Exec Secty I	1	1	1	1,389-1,653	19,836	19,836	
Jr Engrng Techn	11.5	11	11	1,135-1,630	178,997	183,245	
Caltrans Maint Office Systems Techn	3	3	3	1,358-1,611	57,996	57,996	
Jr Right Of Way Agent	1.1	1	1	1,407-1,596	18,352	18,972	
Mgt Services Techn	4.6	5	5	1,177-1,565	87,760	90,520	
Sr Mach Opr	1	1	1	1,317-1,557	17,732	18,448	
Acctg Techn	4	4	4	1,214-1,551	67,936	68,400	
Sr Acct Clk	1	1	1	1,214-1,551	17,100	17,100	
Office Techn-Typing	1.8	2	2	1,214-1,551	32,759	33,446	
Personnel Asst I	1.9	2	2	1,126-1,551	33,879	34,320	
Landscape Maint Worker	26	30	30	1,401-1,523	539,435	544,290	
Hwy Maint Worker	21.1	23	23	1,401-1,523	418,823	419,982	
Sr Steno	3	2	2	1,236-1,512	34,896	34,896	
Auto Pool Attendant II	1	1	1	1,371-1,491	17,892	17,892	
Key Data Supvr I	1	1	1	1,260-1,486	17,832	17,832	
Deckhand-Ferryboat	3.9	4	4	1,342-1,462	70,176	70,176	
Dispatcher-Clk	1	1	1	1,214-1,425	17,100	17,100	
Mach Opr II-Gen	0.7	1	1	1,177-1,376	16,072	16,512	
Acct Clk II	1.1	2	2	1,087-1,367	30,240	30,240	
Office Asst II-Typing	16.5	19	19	1,048-1,367	272,499	275,551	
Service Asst-Maint	9.3	4	4	1,239-1,342	63,390	63,516	
Steno	5.7	4	4	1,029-1,339	60,712	61,262	

2660 DEPARTMENT OF TRANSPORTATION—Continued

ORGANIZATIONAL UNIT	NUMBER OF POSITIONS			EXPENDITURES		
	Filled 1983-84	Authorized 1984-85	Proposed 1985-86	Actual 1983-84	Estimated 1984-85	Proposed 1985-86
				SALARY RANGE		
Word Processing Techn	1	2	2	1,048-1,309	31,416	31,416
Key Data Opr	1.9	2	2	976-1,309	31,416	31,416
Temporary Help	63.5	41.7	41.7	(1,450,891)	708,900	708,900
Overtime	-	-	-	(1,280,713)	968,800	968,800
Totals	723.3	703.7	703.7	\$17,939,746	\$17,452,658	\$17,582,857
District 11-San Diego:						
C.E.A. III	1	1	1	3,357-4,464	53,568	53,568
Prin Transp Engr	1	1	1	3,440-4,156	49,872	49,872
Supvng Transp Engr	3	3	3	3,128-3,780	131,808	136,080
Staff Services Mgr III	1	1	1	2,913-3,518	42,216	42,216
Supvng Right Of Way Agent	1	1	1	2,913-3,518	42,216	42,216
Supvng Transp Planner	1	1	1	2,913-3,518	42,216	42,216
Sr Landscape Architect	1	1	1	2,717-3,279	39,348	39,348
Sr Transp Engr	22	23	23	2,717-3,279	889,562	898,286
Sr Bridge Mech & Elec Engr	-	1	1	2,717-3,279	39,348	39,348
Sr Right Of Way Agent	3.8	4	4	2,651-3,200	149,751	151,407
Sr Transp Planner	2.8	3	3	2,651-3,200	108,612	110,136
Sr Envirntl Planner	2.1	2	2	2,651-3,200	76,800	76,800
Maint Supt III	3	3	3	2,591-3,128	109,218	110,862
DP Mgr I	1	1	1	2,415-2,913	34,956	34,956
Staff Services Mgr I	2	2	2	2,415-2,913	69,912	69,912
Acctg Administrator I	1	1	1	2,415-2,913	34,956	34,956
Landscape Specialist	2	2	2	2,360-2,845	67,878	68,280
Maint Supt II	8.6	9	9	2,360-2,845	298,434	304,474
Assoc Landscape Architect	3	3	3	2,360-2,845	98,063	99,498
Assoc Engrng Geologist	1.6	2	2	2,360-2,845	62,460	63,804
Assoc Highway Elec Engr	3	3	3	2,360-2,845	98,340	101,396
Assoc Transp Engr	67	77	77	2,360-2,845	2,527,223	2,569,222
Elec Supt I	1	1	1	2,251-2,717	32,604	32,604
Structural Steel Painter Supvr	1	1	1	2,360-2,717	32,604	32,604
Assoc Programmer Analyst	1	1	1	2,197-2,651	31,812	31,812
Info Off I	1	1	1	2,197-2,651	31,812	31,812
Research Analyst II-Gen	1.1	1	1	2,197-2,651	31,812	31,812
Trng Off I	1	1	1	2,197-2,651	29,322	30,714
Assoc Right Of Way Agent	17.8	18	18	2,197-2,651	560,884	564,926
Assoc Personnel Analyst	2.5	2	2	2,197-2,651	63,624	63,624
Assoc Transportation Planner	9.9	13	13	2,197-2,651	389,080	396,958
Assoc Envirntl Planner	5.6	6	6	2,197-2,651	190,628	190,872
Assoc Envirntl Planner-Cultural	3	3	3	2,197-2,651	91,154	92,492
Assoc Envirntl Planner-Socioecon	1.1	1	1	2,197-2,651	30,958	31,812
Assoc Envirntl Planner-Natural	1.1	1	1	2,197-2,651	31,812	31,812
Highway Adm Off II	5.5	6	6	2,197-2,651	184,102	188,066
Audio-Visual Specialist	0.6	1	1	2,197-2,651	27,106	28,420
Sr Acctg Off Supvr	-	1	1	2,197-2,651	26,364	27,636
DP Techn Supvr II	1	1	1	2,098-2,529	30,348	30,348
Highway Elec Supvr	2.7	3	3	2,051-2,472	88,544	88,992
Maint Supt I	1.1	1	1	2,002-2,415	28,980	28,980
Asst Landscape Architect	6.2	6	6	1,959-2,360	159,199	164,591
Engrng Geologist	1	1	1	1,750-2,360	28,320	28,320
Asst Highway Elec Engr	4	4	4	1,959-2,360	111,265	112,517
Elec Engr	1.1	2	2	1,750-2,360	46,206	48,426
Asst Transp Engr	180.3	187.9	187.9	1,959-2,360	5,129,838	5,206,389
Toll Capt	1	1	1	1,939-2,336	26,245	27,502
Highway Bridge Maint Supvr	1	1	1	1,912-2,303	27,636	27,636
Maint Mechanic	1.6	2	2	1,868-2,251	49,224	49,224
Highway Electrician II	10	10	10	1,959-2,251	258,960	265,700
Structural Steel Painter	5	5	5	2,051-2,251	131,139	134,151
Toll Bridge Electrician	1.9	2	2	2,051-2,251	52,416	53,620
Plumber I	2	2	2	1,868-2,251	49,224	49,224
Landscape Techn II	1	1	1	1,868-2,251	27,012	27,012
Elec Engrng Techn II	1	1	1	1,868-2,251	27,012	27,012
Asst Info Off	1	1	1	1,827-2,197	26,364	26,364
Staff Services Analyst-Gen	5.1	4	4	1,407-2,197	102,081	103,692
Asst Right Of Way Agent	5.1	8	8	1,827-2,197	192,813	198,264
Transp Planner	8.5	8	8	1,407-2,197	174,852	180,180
Envirntl Planner	2	2	2	1,407-2,197	45,918	48,084
Envirntl Planner-Natural	1.1	1	1	1,407-2,197	24,504	25,671
Envirntl Planner-Cultural	1	1	1	1,407-2,197	25,869	26,364
Acctg Officer-Supvr	3	3	3	1,827-2,197	79,092	79,092
Highway Adm Off I	3	5	5	1,827-2,197	121,960	125,844
Programmer II	2	2	2	1,827-2,197	50,023	51,156
Carpenter I	1	1	1	1,786-2,150	23,508	23,508
Sr Delineator	5.9	6	6	1,786-2,150	150,839	152,417
Tree Maint Supvr	2	2	2	1,745-2,098	50,352	50,352
Maint Supvr	32.1	34	34	1,745-2,098	851,442	854,928
Materials & Stores Supvr II	1	1	1	1,591-2,098	22,944	22,944
Rental Agent	3	3	3	1,706-2,051	72,364	73,836
Highway Electrician I	3.4	4	4	1,868-2,051	96,662	98,958
Toll Lieut	1	1	1	1,690-2,029	22,843	23,898
Jr Landscape Architect	3.7	4	4	1,750-2,011	88,237	91,310
Jr Civil Engr	35.3	40	40	1,750-2,011	867,529	908,772
Landscape Techn I	1.4	2	2	1,630-1,959	45,104	46,106
Transp Engrng Techn	71.2	70	70	1,630-1,959	1,540,797	1,581,123
Tree Maint Leadworker	1.1	1	1	1,591-1,912	22,944	22,944
Landscape Maint Leadworker	22.8	20	20	1,666-1,912	446,642	452,146

2660 DEPARTMENT OF TRANSPORTATION—Continued

I 2 3 4 5 6 7 8 9 10 11 12 13 14 15 16 17 18 19 20 21 22 23 24 25 26 27 28 29 30 31 32 33 34 35 36 37 38 39 40 41 42 43 44 45 46 47 48 49 50 51 52 53 54 55 56 57 58 59 60 61 62 63 64 65 66 67 68 69 70 71 72 73 74 75 76 77 78 79 80 81 82 83 84 85 86 87 88 89 90 91 92 93 94 95 96 97 98	ORGANIZATIONAL UNIT	NUMBER OF POSITIONS			EXPENDITURES			
	Classification	Filled 1983-84	Authorized 1984-85	Proposed 1985-86	Actual 1983-84	Estimated 1984-85	Proposed 1985-86	
					SALARY RANGE			
	Hwy Maint Leadworker	34.3	37	37	1,666-1,912	848,673	848,928	
	Bldg & Maint Worker	1.6	1	1	1,557-1,868	20,472	20,472	
	Heavy Equip Opr	60.6	65	65	1,666-1,827	1,412,619	1,422,190	
	Jr Staff Analyst-Gen	2.2	3	3	1,407-1,827	62,025	62,838	
	Accountant I - Specialist	3	3	3	1,401-1,827	56,574	57,996	
	Materials & Stores Supvr I	1	1	1	1,401-1,827	19,992	19,992	
	Highway Elec Techn	1.5	2	2	1,557-1,786	40,116	40,992	
	Collection Agent	1	1	1	1,491-1,786	20,552	21,432	
	Delineator	6.7	8	8	1,491-1,786	160,743	165,484	
	Mach Supvr I-Gen	1	1	1	1,491-1,786	21,432	21,432	
	Personnel Asst II	1.3	2	2	1,481-1,768	40,905	41,793	
	Office Services Supvr II-Gen	2.3	3	3	1,358-1,768	55,776	57,276	
	Toll Sgt	5	5	5	1,481-1,768	104,359	105,690	
	Tree Maint Worker	4	5	5	1,523-1,745	99,311	102,062	
	Equip Opr	30.3	29.5	29.5	1,591-1,745	600,570	613,385	
	Accountant Trainee	0.7	1	1	1,467-1,673	18,512	19,306	
	Warehouse Worker	1.3	2	2	1,401-1,666	36,552	36,552	
	Exec Secty I	0.9	1	1	1,389-1,653	18,687	19,501	
	Supvng Steno I	1	1	1	1,389-1,653	19,836	19,836	
	Jr Engrng Techn	13.3	22	22	1,135-1,630	360,896	369,137	
	Drafting Aid II	1.6	1	1	1,371-1,630	18,820	19,404	
	Caltrans Maint Office Systems Techn	3	3	3	1,358-1,611	57,996	57,996	
	Jr Right Of Way Agent	3.4	3	3	1,407-1,596	54,620	56,176	
	Mgt Services Techn	9.7	10	10	1,177-1,565	184,855	187,106	
	Auto Pool Attendant III	1	1	1	1,317-1,557	18,684	18,684	
	Personnel Asst I	4.1	4	4	1,126-1,551	70,686	72,522	
	Office Techn-Typing	12.1	15	15	1,214-1,551	248,322	252,524	
	Office Techn-Gen	2.9	2	2	1,214-1,551	33,388	34,200	
	Acctg Techn	2.7	2	2	1,214-1,551	32,612	33,272	
	Highway Fld Office Asst	1.1	1	1	1,305-1,544	18,528	18,528	
	Toll Collector	20	22	22	1,305-1,544	396,930	403,311	
	DP Techn	1.8	2	2	1,198-1,523	35,868	36,426	
	Landscape Maint Worker	50.7	57	57	1,401-1,523	1,028,068	1,039,536	
	Hwy Maint Worker	47	53	53	1,401-1,523	951,243	966,038	
	Secty	2.2	3	3	1,236-1,512	50,492	51,868	
	Stock Clk	2	2	2	1,168-1,486	32,808	32,808	
	Key Data Supvr I	1	1	1	1,260-1,486	17,832	17,832	
	Laborer	0.8	1	1	1,342-1,462	17,544	17,544	
	Mach Opr III-Gen	2	2	2	1,222-1,437	33,701	34,427	
	Composing Techn I	2.8	2	2	1,214-1,425	34,200	34,200	
	Dispatcher-Clk	1	1	1	1,214-1,425	15,218	15,824	
	Office Asst II-Typing	18.8	21	21	1,048-1,367	297,879	301,489	
	Acct Clk II	5.3	5	5	1,087-1,367	73,891	74,482	
	Service Asst-Maint	20.8	18	18	1,239-1,342	277,224	283,830	
	Steno	2.8	2	2	1,029-1,339	28,233	28,665	
	Microfilm Techn I	1	1	1	1,018-1,321	15,852	15,852	
	Machine Opr I-General	1.3	2	2	1,135-1,321	28,504	29,569	
	Composing Techn Trainee	-	1	1	1,126-1,309	14,246	14,798	
	Word Processing Techn	6.9	7	7	1,048-1,309	105,574	106,630	
	Office Asst II-Gen	3	3	3	1,048-1,309	43,024	43,528	
	Key Data Opr	2.3	2.6	2.6	976-1,309	37,385	37,778	
	Maint-Service Occupational Trainee ..	0.8	1	1	918-985	11,688	12,060	
	Temporary Help	38.7	27.6	27.6	(925,722)	469,200	469,200	
	Overtime	-	-	-	(1,173,912)	1,849,200	1,849,200	
	Totals	1,071.3	1,130.6	1,130.6	\$26,259,982	\$28,892,678	\$29,318,027	
	Totals, Transportation Districts	12,313.5	12,633	12,633	\$312,735,205	\$317,434,239	\$324,046,053	
	Administration & Finance							
	Administrative Services:							
	C.E.A. II	1	1	1	3,052-4,057	48,496	48,684	
	DP Mgr IV	1	1	1	3,200-3,869	48,168	48,168	
	C.E.A. I	1	1	1	2,778-3,690	44,280	44,280	
	Staff Services Mgr III	1.7	2	2	2,913-3,518	82,500	84,432	
	DP Mgr III	1.4	2	2	2,913-3,518	84,432	84,432	
	Supvng Financial Examiner II	2	2	2	2,651-3,200	76,356	76,800	
	Sr Mgt Auditor	1	1	1	2,651-3,200	38,400	38,400	
	Staff Services Mgr II-Supvry	3.4	4	4	2,651-3,200	153,600	153,600	
	Systems Software Spec II-Tech	1	1	1	2,651-3,200	38,400	38,400	
	DP Mgr II	3.4	3	3	2,651-3,200	115,200	115,200	
	Graphic Services Supvr	1	1	1	2,415-2,913	34,956	34,956	
	Supvng Financial Examiner I	2.6	4	4	2,415-2,913	137,529	139,824	
	Staff Mgt Auditor	2.3	2	2	2,415-2,913	69,912	69,912	
	Staff Services Mgr I	3.7	5	5	2,415-2,913	171,540	174,780	
	DP Mgr I	9.2	9	9	2,415-2,913	314,604	314,604	
	Staff Programmer Analyst	2	4	4	2,415-2,913	136,489	139,149	
	Staff DP Analyst	1.7	2	2	2,415-2,913	69,372	69,912	
	Chief - Plant Operation II	0.9	1	1	2,336-2,820	33,840	33,840	
	Purchasing Specifications Analyst	3.4	4	4	2,303-2,778	133,344	133,344	
	Supvng Librarian	1	1	1	2,251-2,717	30,735	32,226	
	Audio-Visual Specialist	1.5	2	2	2,197-2,651	58,812	60,120	
	Financial Examiner III	7.4	6.8	6.8	2,197-2,651	195,332	201,676	
	Assoc Mgt Auditor	11.4	11	11	2,197-2,651	332,886	343,832	
	Highway Adm Off II	15	16	16	2,197-2,651	493,488	501,404	
	Records Mgt Analyst II	1	1	1	2,197-2,651	31,812	31,812	
	Telecomm Analyst II	1	1	1	2,197-2,651	31,812	31,812	

2660 DEPARTMENT OF TRANSPORTATION—Continued

ORGANIZATIONAL UNIT	NUMBER OF POSITIONS			EXPENDITURES			
	Classification	Filled 1983-84	Authorized 1984-85	Proposed 1985-86	Actual 1983-84	Estimated 1984-85	Proposed 1985-86
				SALARY RANGE			
Motion Picture Specialist	2	2	2	2,197-2,651	59,898	62,770	
Assoc Systems Software Specialist	1	1	1	2,197-2,651	31,812	31,812	
Assoc Programmer Analyst	58.7	61.6	61.6	2,197-2,651	1,880,925	1,911,865	
Assoc DP Analyst	6.2	6	6	2,197-2,651	186,666	188,382	
Supvr - Bldg Trades	1	1	1	2,051-2,591	28,320	28,320	
Warehouse Mgr II	1.1	2	2	1,912-2,529	55,272	55,272	
Supvng Photographer	1	1	1	2,098-2,529	30,348	30,348	
DP Techn Supvr II	2	2	2	2,098-2,529	60,696	60,696	
Utility Shops Supvr	1	1	1	2,051-2,472	27,012	27,012	
Stationary Engr	1	1	1	1,931-2,361	25,752	25,752	
Asst Transp Engr	2	2	2	1,959-2,360	56,640	56,640	
Electrician I	2	2	2	1,868-2,251	49,224	49,224	
Maint Mechanic	5.9	7	7	1,868-2,251	165,682	170,260	
Financial Examiner II	4.7	5	5	1,827-2,197	116,440	120,660	
Highway Adm Off I	3.8	5	5	1,827-2,197	122,521	126,227	
Staff Services Analyst-Gen	4.2	4	4	1,407-2,197	94,577	98,821	
Telecomm Analyst I	1	1	1	1,407-2,197	22,604	23,664	
Staff Services Mgmt Auditor	4.2	5	5	1,407-2,197	108,750	113,694	
Auto Pool Mgr I	1	1	1	1,666-2,197	20,071	21,022	
Programmer II	13.3	11	11	1,827-2,197	284,370	287,644	
Librarian	0.7	1	1	1,786-2,150	25,800	25,800	
Painter I	2	2	2	1,786-2,150	47,016	47,016	
Materials & Stores Supvr II	4	4	4	1,591-2,098	89,244	91,266	
Sr Photographer	5.7	6	6	1,745-2,098	147,000	149,904	
DP Techn Supvr I	3	3	3	1,745-2,098	73,296	74,376	
Mach Supvr II-Gen	1	1	1	1,706-2,051	22,962	24,060	
Property Inspector	1	1	1	1,666-2,002	24,024	24,024	
Heavy Truck Driver	4	4	4	1,591-1,912	83,365	83,760	
Bldg & Maint Worker	1.9	1	1	1,557-1,868	19,122	20,016	
Key Data Supvr III	0.7	1	1	1,544-1,854	20,904	21,904	
Materials & Stores Supvr I	10	10	10	1,401-1,827	202,872	202,872	
Property Clk I	2	2	2	1,401-1,827	39,984	39,984	
Photographer	3.1	3	3	1,523-1,827	64,235	65,198	
Jr Staff Analyst-Gen	1.2	1	1	1,407-1,827	16,884	17,604	
Skilled Laborer	1	1	1	1,523-1,827	19,992	19,992	
Programmer I	2.8	6	6	1,407-1,827	124,792	126,480	
Sr DP Techn	11	9	9	1,462-1,745	185,678	187,736	
Auditor I	1.2	1	1	1,407-1,673	17,734	18,512	
Warehouse Worker	18	18	18	1,401-1,666	326,894	328,602	
Exec Secty I	1	1	1	1,389-1,653	19,836	19,836	
Mgt Services Techn	4.3	3	3	1,177-1,565	56,340	56,340	
Sr Mach Opr	3	3	3	1,317-1,557	56,052	56,052	
Sr Microfilm Techn	1	1	1	1,317-1,557	18,684	18,684	
Acctg Techn	2	2	2	1,214-1,551	34,200	34,200	
Office Services Supvr I-Gen	0.8	1	1	1,214-1,551	17,100	17,100	
Office Techn-Typing	1	1	1	1,214-1,551	17,100	17,100	
Office Services Supvr I-Typing	2.7	2	2	1,214-1,551	34,200	34,200	
DP Techn	4.6	8	8	1,198-1,523	139,827	143,830	
Mach Opr III-Process Camera	0.5	1	1	1,278-1,512	18,144	18,144	
Secty	2.4	3	3	1,236-1,512	49,728	50,292	
Auto Pool Attendant II	2	2	2	1,371-1,491	35,784	35,784	
Stock Clk	2	2	2	1,168-1,486	32,808	32,808	
Sr Word Processing Techn	0.3	1	1	1,260-1,486	17,832	17,832	
Key Data Supvr I	4	4	4	1,260-1,486	71,328	71,328	
Mach Opr III-Gen	7.4	7	7	1,222-1,437	120,708	120,708	
Composing Techn I	1.6	2	2	1,214-1,425	31,852	32,416	
Mach Opr II-Gen	9.3	9	9	1,177-1,376	148,608	148,608	
Office Asst II-Typing	13	14.6	14.6	1,048-1,367	209,679	210,905	
Service Asst-Maint	2	2	2	1,239-1,342	32,208	32,208	
Steno	1.3	1	1	1,029-1,339	15,396	15,396	
Mach Opr I-Gen	0.6	2	2	1,135-1,321	30,208	30,751	
Microfilm Techn I	0.8	1	1	1,018-1,321	14,706	15,267	
Office Asst II-Gen	6.6	7	7	1,048-1,309	101,668	101,976	
Word Processing Techn	5.4	6	6	1,048-1,309	93,905	94,248	
Key Data Opr	10	10	10	976-1,309	156,216	156,786	
Temporary Help	21.8	11	11	(607,751)	187,000	187,000	
Overtime	-	-	-	(243,108)	932,900	932,900	
Totals	384.8	393	393	\$9,614,349	\$10,679,690	\$10,807,489	
Personnel Management:							
C.E.A. II	1	1	1	3,052-4,057	48,684	48,684	
Labor Relations Mgr	1	1	1	2,913-3,518	42,216	42,216	
Staff Services Mgr II-Supvry	6.1	6	6	2,651-3,200	230,400	230,400	
Labor Relations Specialist II	0.5	1	1	2,651-3,200	37,660	38,400	
Staff Services Mgr I	5.7	6	6	2,415-2,913	207,592	209,466	
Labor Relations Specialist I	2.4	2	2	2,415-2,913	68,697	69,912	
Highway Adm Off II	3.8	5	5	2,197-2,651	158,816	159,060	
Assoc Personnel Analyst	17.8	21.3	21.3	2,197-2,651	655,470	665,080	
Trng Off I	7.1	6.5	6.5	2,197-2,651	207,696	208,622	
Labor Relations Analyst	3.3	3	3	2,197-2,651	95,436	95,436	
Assoc Mgt Analyst	7.4	7.3	7.3	2,197-2,651	217,286	222,416	
Highway Adm Off I	0.5	1	1	1,827-2,197	23,484	24,600	
Staff Services Analyst-Gen	8.8	6.6	6.6	1,407-2,197	156,026	161,028	
Personnel Asst IV	1	1	1	1,768-2,127	25,524	25,524	
Office Services Supvr II-Gen	1	1	1	1,358-1,768	19,272	19,332	
Personnel Asst II	5	5	5	1,481-1,768	106,080	106,080	

2660 DEPARTMENT OF TRANSPORTATION—Continued

ORGANIZATIONAL UNIT	NUMBER OF POSITIONS			EXPENDITURES			
	Classification	Filed 1983-84	Authorized 1984-85	Proposed 1985-86	Actual 1983-84	Estimated 1984-85	Proposed 1985-86
				SALARY RANGE			
Personnel Techn I	2	3	3	1,138-1,565	48,732	50,466	
Mgt Services Techn	1	1	1	1,177-1,565	18,780	18,780	
Office Techn-Typing	1.9	2	2	1,214-1,551	32,233	33,098	
Office Services Supvr I-Typing	0.3	1	1	1,214-1,551	17,100	17,100	
Personnel Asst I	14.6	14	14	1,126-1,551	258,122	260,178	
Secty	1.8	1.8	1.8	1,236-1,512	31,406	31,406	
Supvng Prog Techn I-Personnel	1.3	2	2	1,260-1,486	32,460	33,861	
Office Asst II-Typing	5.9	4.5	4.5	1,048-1,367	65,072	65,556	
Steno	3.6	4	4	1,029-1,339	59,886	60,360	
Office Asst II-Gen	2.4	2	2	1,048-1,309	29,136	29,136	
Word Processing Techn	0.9	1	1	1,048-1,309	14,568	14,568	
Program Techn I-Personnel	6.7	4	4	1,126-1,309	60,694	61,916	
Program Techn Trainee-Gen	1.7	2	2	1,048-1,214	28,608	29,136	
Temporary Help	10.6	3.5	3.5	(129,851)	59,500	59,500	
Overtime	-	-	-	(8,770)	13,800	13,800	
Totals	127.1	120.5	120.5	\$2,965,597	\$3,070,436	\$3,105,117	
Financial Operations And Control:							
C.E.A. II	0.8	1	1	3,052-4,057	46,070	48,308	
Staff Services Mgr III	2	2	2	2,913-3,518	84,432	84,432	
Supvng Adm Analyst	1	1	1	2,913-3,518	42,216	42,216	
Acctg Administrator II	2.9	3	3	2,651-3,200	114,164	115,200	
Sr Adm Analyst	2.3	3	3	2,651-3,200	113,868	115,200	
Acctg Administrator I	5.5	7	7	2,415-2,913	240,849	243,477	
Staff Services Mgr I	1	1	1	2,415-2,913	34,956	34,956	
Staff Adm Analyst	3.3	3	3	2,415-2,913	98,892	100,260	
Sr Acctg Off-Specialist	9.9	11	11	2,197-2,651	322,390	331,822	
Highway Adm Off II	1	1	1	2,197-2,651	31,812	31,812	
Sr Acctg Off-Supvr	8.3	9	9	2,197-2,651	271,480	276,898	
Assoc Adm Analyst	14.3	15	15	2,197-2,651	449,230	462,058	
Acctg Off	15.5	18	18	1,827-2,197	427,918	441,684	
Acctg Off-Supvr	7.1	7	7	1,827-2,197	174,866	178,329	
Highway Adm Off I	0.3	2	2	1,827-2,197	46,158	48,336	
Staff Services Analyst-Gen	3.9	4	4	1,407-2,197	93,276	95,124	
Accountant I - Specialist	15.1	15	15	1,401-1,827	288,438	292,060	
Accountant I - Supvr	2.7	3	3	1,401-1,827	50,863	53,059	
Jr Staff Analyst-Gen	1.8	1	1	1,407-1,827	21,924	21,924	
Accountant Trainee	8.9	10	10	1,467-1,673	187,926	193,858	
Mgt Services Techn	1	1	1	1,177-1,565	18,780	18,780	
Acctg Techn	26.2	34	34	1,214-1,551	550,176	561,524	
Sr Acct Clk	2	2	2	1,214-1,551	34,200	34,200	
Sr Steno	1.2	1	1	1,236-1,512	17,448	17,448	
Secty	1.2	2	2	1,236-1,512	34,896	34,896	
Office Asst II-Typing	5.6	5	5	1,048-1,367	72,312	72,840	
Acct Clk II	15.2	13	13	1,087-1,367	192,788	194,786	
Steno	1	1	1	1,029-1,339	15,396	15,396	
Word Processing Techn	1	1	1	1,048-1,309	15,708	15,708	
Temporary Help	4	4.8	4.8	(48,650)	81,600	81,600	
Overtime	-	-	-	(94,813)	27,600	27,600	
Totals	166	181.8	181.8	\$3,798,120	\$4,202,632	\$4,285,791	
Budget Development & Administration:							
C.E.A. II	1	1	1	3,052-4,057	48,684	48,684	
Supvng Transp Engr	1	1	1	3,128-3,780	42,738	44,826	
Staff Services Mgr III	2.1	2	2	2,913-3,518	84,432	84,432	
Staff Services Mgr II-Supvry	5	6	6	2,651-3,200	217,224	220,272	
Staff Services Mgr I	7.9	9	9	2,415-2,913	313,389	314,604	
Assoc Transp Engr	4	4	4	2,360-2,845	136,560	136,560	
Assoc Programmer Analyst	0.2	1	1	2,197-2,651	31,812	31,812	
Highway Adm Off II	14.7	17	17	2,197-2,651	525,168	532,300	
Sr Acctg Officer-Specialist	1	1	1	2,197-2,651	31,812	31,812	
Research Analyst II-Economics	1	1	1	2,197-2,651	29,892	31,324	
Assoc Budget Analyst	12.2	18	18	2,197-2,651	540,446	552,800	
Asst Transportation Engr	1	1	1	1,959-2,360	28,320	28,320	
Highway Adm Off I	2.2	3	3	1,827-2,197	79,092	79,092	
Staff Services Analyst-Gen	5	4	4	1,407-2,197	90,874	93,858	
Transp Engrng Techn	1	1	1	1,630-1,959	23,508	23,508	
Exec Secty I	0.1	1	1	1,389-1,653	18,273	19,099	
Sr Steno	1	1	1	1,236-1,512	17,448	17,448	
Office Asst II-Typing	4	4	4	1,048-1,367	58,228	58,272	
Steno	1	1	1	1,029-1,339	15,067	15,396	
Word Processing Techn	0.7	2	2	1,048-1,309	31,024	31,416	
Temporary Help	2.5	2	2	(46,712)	34,000	34,000	
Overtime	-	-	-	(7,925)	13,800	13,800	
Totals	68.6	81	81	\$1,995,731	\$2,411,791	\$2,443,635	
Totals, Administration & Finance	746.5	776.3	776.3	\$18,373,797	\$20,364,549	\$20,642,032	
Legal Division							
Div Chief	1	1	1	4,486-5,429	65,148	65,148	
Dep Div Chief	3	3	3	4,274-5,175	186,300	186,300	
Asst Div Chief	7	7	7	4,077-4,935	414,540	414,540	
Dep Attorney IV	20.8	27	27	4,077-4,935	1,567,580	1,587,740	
Dep Attorney III	50.4	46	46	3,602-4,360	2,358,140	2,377,048	
Dep Attorney II	8	8	8	3,128-3,780	338,784	352,004	
Dep Attorney I	7.4	8	8	2,845-3,440	291,703	305,859	

2660 DEPARTMENT OF TRANSPORTATION—Continued

ORGANIZATIONAL UNIT Classification	NUMBER OF POSITIONS			EXPENDITURES		
	Filled 1983-84	Authorized 1984-85	Proposed 1985-86	Actual 1983-84	Estimated 1984-85	Proposed 1985-86
				SALARY RANGE		
Supvr-Public Liability Claims	1	1	1	2,372-2,861	34,332	34,332
Assoc Bridge Engr	1	1	1	2,360-2,845	34,140	34,140
Supvng Special Investigator I	2.8	3	3	2,319-2,799	99,464	100,764
Supvng Librarian	1	1	1	2,251-2,717	32,604	32,604
Sr Special Investigator	10.9	12	12	2,113-2,546	360,508	362,652
Legal Ofc Administrator I	0.9	1	1	1,912-2,303	23,934	25,080
Legal Support Supvr II	1.9	2	2	1,690-2,230	44,640	46,440
Legal Analyst	3	4	4	1,827-2,197	96,788	100,126
Legal Support Supvr I	4.6	6	6	1,512-1,983	130,899	132,588
Legal Asst	2.5	1	1	1,544-1,854	22,162	22,248
Office Services Supvr II-Gen	1	1	1	1,358-1,768	19,332	19,332
Sr Legal Steno	21.1	20	20	1,331-1,729	370,450	372,679
Legal Secty	0.9	1	1	1,450-1,729	19,988	20,748
Sr Legal Typist	14.4	14	14	1,331-1,729	263,844	264,624
Legal Steno	0.5	1	1	1,191-1,517	16,018	16,626
Legal Typist	4.3	6	6	1,191-1,517	100,440	100,440
Office Asst II-Typing	8.4	9	9	1,048-1,367	127,920	128,184
Steno	1.4	2	2	1,029-1,339	30,792	30,792
Office Asst II-Gen	4.3	5	5	1,048-1,309	72,522	72,984
Telephone Opr	1	1	1	1,048-1,214	14,568	14,568
Temporary Help	1.4	2.5	2.5	(45,986)	42,500	42,500
Overtime	-	-	-	(627)	11,000	11,000
Totals	185.9	194.5	194.5	\$6,769,656	\$7,191,040	\$7,274,090
Maintenance & Operations						
Equipment:						
Prin Transp Engr	1	1	1	3,440-4,156	49,872	49,872
Supvng Transp Engr	0.7	1	1	3,128-3,780	45,360	45,360
Supvng Equipmt Engr	0.5	1	1	3,128-3,780	42,252	44,292
Highway Equipmt Supt IV	1	1	1	2,913-3,518	42,216	42,216
Highway Equipmt Supt III	5.8	6	6	2,778-3,357	240,448	241,704
Sr Telecomm Engr	1	1	1	2,717-3,279	39,348	39,348
Sr Equipmt Engr	3.5	4	4	2,717-3,279	150,648	152,184
Staff Services Mgr II-Supvr	1	1	1	2,651-3,200	38,400	38,400
Highway Equipmt Supt II	4.5	5	5	2,529-3,052	181,174	183,120
Parts Operation Mgr	-	1	1	2,415-2,913	34,956	34,956
Assoc Telecomm Engr	2.4	3	3	2,360-2,845	101,951	102,420
Assoc Equipmt Engr	9.2	9.4	9.4	2,360-2,845	307,470	312,358
Highway Equipmt Supt I	11	11	11	2,303-2,778	363,190	365,426
Highway Adm Off II	1	2	2	2,197-2,651	63,624	63,624
Trng Off I	1	1	1	2,197-2,651	31,812	31,812
Telecomm Analyst II	1	1	1	2,197-2,651	31,812	31,812
Mech Engrng Techn III	2	2	2	2,051-2,472	58,320	59,328
Equipmt Parts Coordinator	2	2	2	2,002-2,415	57,960	57,960
Highway Mechanic Supvr II	27.9	29	29	2,098-2,415	834,712	837,804
Equipmt Parts Mgr III	-	4	4	2,002-2,415	109,272	114,576
Mech Engr	3.5	3	3	1,750-2,360	81,828	83,450
Mech Engrng Techn II	1.8	1	1	1,868-2,251	27,012	27,012
Sheet Metal Worker	1	1	1	1,868-2,251	24,520	24,612
Maint Mechanic	1	1	1	1,868-2,251	24,152	24,612
Equipmt Parts Mgr II	4.6	4	4	1,827-2,197	104,331	106,608
Staff Services Analyst-Gen	1	1	1	1,407-2,197	26,364	26,364
Fusion Welder	7	7	7	1,827-2,197	168,168	168,168
Heavy Equipmt Mechanic	330.6	344	344	1,827-2,197	8,191,746	8,239,416
Highway Mechanic Supvr I	24.3	25	25	2,002-2,197	656,625	659,100
Machinist	1.8	2	2	1,786-2,150	44,940	45,924
Maint Supvr	1	1	1	1,745-2,098	25,176	25,176
Lead Heavy Equipmt Electrician	1	1	1	1,912-2,098	25,176	25,176
Property Inspector	1	1	1	1,666-2,002	24,024	24,024
Equipmt Parts Mgr I	11.8	10	10	1,827-2,002	237,510	239,160
Heavy Equipmt Electrician	4.2	5	5	1,827-2,002	117,915	119,310
Lead Equipmt Bodyworker-Painter	1	1	1	1,827-2,002	24,024	24,024
Auto Mechanic	3.6	5	5	1,666-2,002	103,235	107,078
Hwy Maint Leadworker	3	3	3	1,666-1,912	68,832	68,832
Heavy Equipmt Bodyworker-Painter	2.1	2	2	1,745-1,912	45,888	45,888
Sr Equipmt Parts Worker	8	8	8	1,666-1,827	174,736	175,392
Jr Staff Analyst-Gen	2	2	2	1,407-1,827	43,848	43,848
Skilled Laborer	1	1	1	1,523-1,827	19,992	19,992
Heavy Equipmt Opr	10	10	10	1,666-1,827	219,240	219,240
Heavy Equipmt Mechanic Apprentice	15.2	19	19	1,342-1,827	348,776	364,008
Equipmt Parts Worker	39	42	42	1,523-1,666	830,661	838,089
Warehouse Worker	1.2	2	2	1,401-1,666	36,552	36,552
Exec Secty I	-	1	1	1,389-1,653	17,897	18,683
Mgt Services Techn	1	2	2	1,177-1,565	31,319	32,579
Office Techn-Typing	7.7	8	8	1,214-1,551	131,761	133,834
Office Techn-Gen	0.7	1	1	1,214-1,551	17,100	17,100
Highway Fld Office Asst	6.2	6	6	1,305-1,544	111,168	111,168
Mechanics Helper	28.8	32	32	1,401-1,523	579,220	583,856
Laborer	5	5	5	1,342-1,462	87,720	87,720
Highway Equipmt Cleaner	1	1	1	1,342-1,462	17,544	17,544
Office Services Supvr I-Filing	1	1	1	1,214-1,425	17,100	17,100
Office Asst II-Typing	7.2	7.6	7.6	1,048-1,367	108,757	109,921
Office Asst II-Gen	5.4	5	5	1,048-1,309	71,990	72,620
Word Processing Techn	2	2	2	1,048-1,309	31,024	31,416
Service Asst-Equipmt Parts	2	2	2	1,038-1,198	28,208	28,674

2660 DEPARTMENT OF TRANSPORTATION—Continued

ORGANIZATIONAL UNIT	NUMBER OF POSITIONS			EXPENDITURES			
	Classification	Filled 1983-84	Authorized 1984-85	Proposed 1985-86	Actual 1983-84	Estimated 1984-85	Proposed 1985-86
				SALARY RANGE			
Service Asst-Auto	3	3	3	1,038-1,198	28,557	28,752	
Temporary Help	7.6	7.5	7.5	(173,554)	127,500	127,500	
Overtime	-	-	-	(1,195,171)	207,000	207,000	
Totals	636.8	672.5	672.5	\$15,890,586	\$16,133,933	\$16,255,094	
Traffic Engineering:							
Prin Transp Engr	1.9	2	2	3,440-4,156	99,551	99,744	
Supvng Transp Engr	2.2	3	3	3,128-3,780	132,324	134,300	
Sr Highway Elec Engr	2.9	3	3	2,717-3,279	116,087	117,893	
Sr Transp Engr	4.9	4	4	2,717-3,279	157,392	157,392	
Staff Services Mgr II-Supvr	1	1	1	2,651-3,200	38,400	38,400	
Assoc Transp Engr	15.8	12	12	2,360-2,845	422,797	424,038	
Assoc Highway Elec Engr	3.1	3	3	2,360-2,845	98,521	100,254	
Highway Adm Off II	1	1	1	2,197-2,651	31,812	31,812	
Research Analyst II-Gen	1	1	1	2,197-2,651	31,812	31,812	
Asst Highway Elec Engr	1	1	1	1,959-2,360	27,012	28,320	
Asst Transp Engr	3.6	5	5	1,959-2,360	133,339	137,259	
Research Analyst I-Gen	0.7	1	1	1,407-2,197	18,896	19,668	
Trans Engrng Techn	3.3	2	2	1,630-1,959	47,016	47,016	
Office Techn-Gen	2.9	3	3	1,214-1,551	51,126	51,300	
Secty	1	1	1	1,236-1,512	17,448	17,448	
Sr Steno	0.7	1	1	1,236-1,512	16,516	17,212	
Office Asst II-Typing	3.3	1	1	1,048-1,367	14,568	14,568	
Steno	1.6	2	2	1,029-1,339	29,913	30,463	
Prog Techn I-Traffic Records	6.9	7	7	1,126-1,309	109,956	109,956	
Office Asst II-Gen	1	1	1	1,048-1,309	14,568	14,568	
Word Processing Techn	0.5	3	3	1,048-1,309	42,540	43,244	
Temporary Help	0.8	1	1	(10,025)	17,000	17,000	
Overtime	-	-	-	(17,436)	27,600	27,600	
Totals	61.1	59	59	\$1,692,888	\$1,696,194	\$1,711,267	
Operations:							
Prin Transp Engr	1	1	1	3,440-4,156	49,872	49,872	
Supvng Transp Engr	1.1	2	2	3,128-3,780	86,964	88,940	
Sr Transp Engr	7.3	8	8	2,717-3,279	311,522	313,274	
Sr Transp Planner	0.5	1	1	2,651-3,200	34,146	35,790	
Assoc Transp Engr	6	3	3	2,360-2,845	114,858	115,632	
Toll Services Mgr	1	1	1	2,336-2,820	30,665	32,166	
Assoc Transp Planner	2.9	1	1	2,197-2,651	31,812	31,812	
Highway Adm Off II	0.5	1	1	2,197-2,651	31,812	31,812	
Asst Transp Engr	0.2	1	1	1,959-2,360	28,320	28,320	
Highway Adm Off I	1	1	1	1,827-2,197	23,934	25,080	
Transp Planner	0.6	2	2	1,407-2,197	47,666	49,488	
Staff Services Analyst-Gen	1	1	1	1,407-2,197	26,364	26,364	
Mgt Services Techn	1	1	1	1,177-1,565	17,826	18,492	
Office Techn-Gen	0.9	1	1	1,214-1,551	17,100	17,100	
Secty	1	1	1	1,236-1,512	17,448	17,448	
Office Asst II-Typing	0.3	1	1	1,048-1,367	14,568	14,568	
Temporary Help	0.7	1.4	1.4	(8,973)	23,800	23,800	
Overtime	-	-	-	(3,252)	-	-	
Totals	27	28.4	28.4	\$849,571	\$908,677	\$919,958	
Maintenance:							
C.E.A. III	1	1	1	3,357-4,464	53,568	53,568	
Prin Transp Engr	1	1	1	3,440-4,156	49,872	49,872	
Prin Bridge Engr	1	1	1	3,440-4,156	49,872	49,872	
Supvng Transp Engr	5.3	6	6	3,128-3,780	268,066	272,160	
Supvng Bridge Engr	-	2	2	3,128-3,780	82,560	86,448	
Sr Transp Engr	4	5	5	2,717-3,279	194,493	196,287	
Sr Highway Elec Engr	1	1	1	2,717-3,279	39,348	39,348	
Sr Bridge Engr	7	8	8	2,717-3,279	300,936	306,046	
Sr Landscape Architect	1	1	1	2,717-3,279	39,348	39,348	
Assoc Mech Engr	0.3	1	1	2,360-3,128	34,140	34,140	
Maint Supt III	4	4	4	2,591-3,128	147,564	149,232	
Landscape Prog Administrator	2.9	3	3	2,472-2,983	107,108	107,388	
Staff Services Mgr I	2	2	2	2,415-2,913	69,912	69,912	
Assoc Transp Engr	7.6	9	9	2,360-2,845	299,498	302,424	
Assoc Bridge Engr	32.7	33	33	2,360-2,845	1,106,992	1,113,679	
Maint Supt II	4.8	5	5	2,360-2,845	167,659	169,642	
Bridge Painting Inspector III	1	1	1	2,251-2,717	32,604	32,604	
Telecomm Analyst II	1	1	1	2,197-2,651	27,636	28,980	
Highway Adm Off II	1.7	2	2	2,197-2,651	62,046	63,502	
Assoc Mgt Analyst	1	1	1	2,197-2,651	31,812	31,812	
Lead Structural Steel Painter	1	1	1	2,251-2,472	29,664	29,664	
Structural Drafting Techn III	1	1	1	1,959-2,360	28,320	28,320	
Asst Transp Engr	16.3	8.3	8.3	1,959-2,360	195,056	204,800	
Asst Bridge Engr	-	13.6	13.6	1,959-2,360	380,908	382,044	
Highway Adm Off I	0.5	1	1	1,827-2,197	26,364	26,364	
Transp Engrng Techn	1	1	1	1,630-1,959	23,508	23,508	
Sr Highway Advertising Inspector	1.6	2	2	1,630-1,959	45,514	46,561	
Delineator	0.3	1	1	1,491-1,786	17,892	18,684	
Highway Advertising Inspector	6	6	6	1,433-1,706	120,117	121,536	
Exec Secty I	1	1	1	1,389-1,653	19,568	19,836	
Drafting Aid II	1	1	1	1,371-1,630	19,560	19,560	
Office Techn-Gen	-	1	1	1,214-1,551	17,100	17,100	
Office Services Supvr I-Gen	1	1	1	1,214-1,551	17,100	17,100	

2660 DEPARTMENT OF TRANSPORTATION—Continued

ORGANIZATIONAL UNIT Classification	NUMBER OF POSITIONS			EXPENDITURES		
	Filled 1983-84	Authorized 1984-85	Proposed 1985-86	Actual 1983-84	Estimated 1984-85	Proposed 1985-86
				SALARY RANGE		
Sr Acct Clk	1	1	1	1,214-1,551	17,100	17,100
Hwy Maint Worker	1	1	1	1,401-1,523	18,276	18,276
Sr Steno	2	2	2	1,236-1,512	34,896	34,896
Secty	1	1	1	1,236-1,512	15,788	16,460
Dispatcher-Clk	3.8	4	4	1,214-1,425	67,182	68,052
Office Asst II-Typing	6.8	7	7	1,048-1,367	99,834	100,254
Acct Clk II	1	1	1	1,087-1,367	15,120	15,120
Steno	3.1	3.1	3.1	1,029-1,339	47,728	47,728
Office Asst II-Gen	4.2	4	4	1,048-1,309	58,272	58,272
Temporary Help	3.5	6	6	(56,910)	102,000	102,000
Overtime	-	-	-	(12,415)	27,600	27,600
Totals	138.4	157	157	\$4,008,313	\$4,609,501	\$4,657,099
Totals, Maintenance & Operations	863.3	916.9	916.9	\$22,441,358	\$23,348,305	\$23,543,418
Project Development						
Right Of Way:						
Chief Right Of Way Agent	1	1	1	3,708-4,464	53,568	53,568
Prin Right Of Way Agent	2.8	3	3	3,200-3,869	131,256	133,140
Supvng Right Of Way Agent	4.4	5	5	2,913-3,518	209,792	211,080
Sr Transp Engr	1	1	1	2,717-3,279	39,348	39,348
Sr Right Of Way Agent	17.9	20	20	2,651-3,200	739,737	749,469
Assoc Transp Engr	2.1	3	3	2,360-2,845	99,624	101,140
Highway Adm Off II	1	3	3	2,197-2,651	79,092	82,908
Assoc Right Of Way Agent	6.6	7	7	2,197-2,651	217,236	218,508
Assoc Land Agent	-	1	1	2,197-2,651	31,812	31,812
Asst Transp Engr	1	1	1	1,959-2,360	28,320	28,320
Highway Adm Off I	1	1	1	1,827-2,197	26,364	26,364
Office Services Supvr II-Gen	0.6	1	1	1,358-1,768	16,296	17,052
Exec Secty I	1	1	1	1,389-1,653	19,836	19,836
Mgt Services Techn	0.6	1	1	1,177-1,565	17,448	18,204
Office Services Supvr I-Gen	1	1	1	1,214-1,551	17,100	17,100
Sr Steno	1	1	1	1,236-1,512	15,161	15,788
Secty	2	2	2	1,236-1,512	34,896	34,896
Office Asst II-Typing	5.1	6	6	1,048-1,367	85,950	86,766
Steno	3.2	4	4	1,029-1,339	55,850	57,219
Word Processing Techn	1.5	2	2	1,048-1,309	29,520	30,012
Temporary Help	0.6	0.5	0.5	11,176	8,500	8,500
Totals	55.4	65.5	65.5	\$1,664,542	\$1,956,706	\$1,981,030
Project Development:						
C.E.A. III	1	1	1	3,357-4,464	53,568	53,568
Prin Transp Engr	1	1	1	3,440-4,156	49,872	49,872
Prin Bridge Engr	1	1	1	3,440-4,156	49,872	49,872
Prin Landscape Architect	1	1	1	3,440-4,156	47,942	49,872
C.E.A. II	1	1	1	3,052-4,057	48,684	48,684
Supvng Transp Engr	11	11	11	3,128-3,780	493,197	497,364
Supvng Bridge Engr	5.6	6	6	3,128-3,780	269,214	271,270
Supvng Mech Engr	0.7	1	1	3,128-3,780	45,360	45,360
Supvng Envirntl Planner	1	1	1	2,913-3,518	42,216	42,216
Sr Mechanical Engr	0.4	1	1	2,717-3,279	39,348	39,348
Sr Electrical Engr	0.8	2	2	2,717-3,279	78,394	78,696
Sr Transp Engr	15.8	17	17	2,717-3,279	663,460	667,255
Sr Bridge Engr	26.8	32	32	2,717-3,279	1,225,223	1,244,561
Sr Mech Engr	0.3	1	1	2,717-3,279	39,348	39,348
Sr Architect	3.2	4	4	2,717-3,279	147,642	150,950
Sr Landscape Architect	4.9	4	4	2,717-3,279	157,392	157,392
Sr Envirntl Planner	4.9	6	6	2,651-3,200	220,194	224,346
Assoc Elec Engr	3.1	7	7	2,360-3,128	231,945	235,418
Assoc Mech Engr	2.9	7	7	2,360-3,128	233,880	237,700
Architectural Sr	1	1	1	2,591-3,128	37,536	37,536
Assoc Transp Engr	12	11	11	2,360-2,845	369,817	371,659
Assoc Bridge Engr	101.3	50	50	2,360-2,845	1,887,071	1,893,276
Assoc Architect	12.4	13	13	2,360-2,845	401,621	417,464
Assoc Landscape Architect	5.1	5	5	2,360-2,845	164,282	167,260
Bridge Architectural Assoc	3.8	5	5	2,251-2,717	158,211	161,130
Sanitary Engrng Assoc	1.4	2	2	2,251-2,717	59,937	62,828
Architectural Assoc	6.2	6	6	2,251-2,717	191,137	194,742
Assoc Estimator - Bldg Constrn	1	1	1	2,251-2,717	32,604	32,604
Highway Adm Off II	1.8	3	3	2,197-2,651	90,228	92,996
Assoc Envirntl Planner	7.1	5	5	2,197-2,651	154,376	156,456
Assoc Envirntl Planner-Cultural	3	3	3	2,197-2,651	84,300	88,324
Mech Engrng Techn III	1	1	1	2,051-2,472	29,664	29,664
Structural Drafting Techn III	13	19	19	1,959-2,360	530,886	538,080
Asst Engrng Specialist	3	2	2	1,959-2,360	56,640	56,640
Asst Transp Engr	55.1	1	1	1,959-2,360	28,320	28,320
Asst Bridge Engr	6.8	26	26	1,959-2,360	786,002	787,806
Bridge Architectural Asst	4.8	4	4	1,959-2,360	112,623	113,234
Mech Engr	7.2	9	9	1,750-2,360	226,926	235,035
Elec Engr	7.6	12	12	1,750-2,360	295,382	307,870
Architectural Designer	3	3	3	1,750-2,360	78,699	81,760
Asst Landscape Architect	3.8	3	3	1,959-2,360	78,932	81,351
Architectural Asst	3.5	3	3	1,959-2,360	84,960	84,960
Mech Engrng Techn II	0.3	1	1	1,868-2,251	22,689	23,784
Landscape Techn II	1	1	1	1,868-2,251	27,012	27,012

2660 DEPARTMENT OF TRANSPORTATION—Continued

Classification	NUMBER OF POSITIONS			EXPENDITURES		
	Filled 1983-84	Authorized 1984-85	Proposed 1985-86	Actual 1983-84	Estimated 1984-85	Proposed 1985-86
SALARY RANGE						
Highway Adm Off I	1	1	1	1,827-2,197	26,364	26,364
Envirntl Planner	3	2	2	1,407-2,197	51,444	52,629
Envirntl Planner-Cultural	3.5	5	5	1,407-2,197	99,228	102,696
Sr Delineator	1	1	1	1,786-2,150	25,800	25,800
Structural Drafting Techn II	19.5	13	13	1,786-2,150	318,012	324,964
Jr Civil Engr	32.9	37	37	1,750-2,011	800,479	838,552
Jr Landscape Architect	1	1	1	1,750-2,011	21,340	22,392
Jr Architectural Asst	3	4	4	1,750-2,011	85,955	90,058
Landscape Techn I	1	1	1	1,630-1,959	23,508	23,508
Delineator	3.3	4	4	1,491-1,786	78,933	82,552
Mech Drafting Techn	1.4	3	3	1,491-1,786	57,729	60,336
Structural Drafting Techn I	5	9	9	1,491-1,786	176,151	183,066
Office Services Supvr II-Gen	1	1	1	1,358-1,768	19,332	19,332
Sr DP Techn	1	1	1	1,462-1,745	20,940	20,940
Exec Secty I	1	1	1	1,389-1,653	19,836	19,836
Jr Engrng Techn	1.8	3	3	1,135-1,630	50,420	51,666
Drafting Aid II	13.9	11	11	1,371-1,630	188,531	196,613
Mgt Services Techn	1.4	2	2	1,177-1,565	34,736	35,229
Office Techn-Gen	1	1	1	1,214-1,551	17,100	17,100
Office Services Supvr I-Gen	1.9	2	2	1,214-1,551	34,200	34,200
Acctg Techn	-	1	1	1,214-1,551	17,100	17,100
Secty	3.8	4	4	1,236-1,512	69,792	69,792
Sr Steno	1.8	2	2	1,236-1,512	33,740	34,424
Statistical Clk	1	1	1	1,214-1,425	17,100	17,100
Office Asst II-Typing	9.6	8	8	1,048-1,367	113,712	115,614
Steno	4	4	4	1,029-1,339	59,058	59,494
Drafting Aid I	2.2	4	4	1,135-1,321	58,417	60,312
Office Asst II-Gen	10	12	12	1,048-1,309	162,114	162,962
Word Processing Techn	2.5	3	3	1,048-1,309	44,800	45,350
Temporary Help	16.8	8.7	8.7	(397,509)	147,900	147,900
Overtime	-	-	-	(626,072)	1,219,900	1,219,900
Totals	502.9	445.7	445.7	\$14,844,732	\$14,220,277	\$14,432,664
Construction:						
C.E.A. III	1	1	1	3,357-4,464	53,568	53,568
Prin Transp Engr	2.9	3	3	3,440-4,156	148,265	149,616
Prin Bridge Engr	1	1	1	3,440-4,156	49,872	49,872
Prin Landscape Architect	0.5	1	1	3,440-4,156	49,872	49,872
Supvng Transp Engr	7.7	8	8	3,128-3,780	354,474	361,278
Supvng Bridge Engr	3.7	4	4	3,128-3,780	178,656	180,728
Sr Transp Engr	12.4	14	14	2,717-3,279	540,549	548,456
Sr Bridge Engr	22.7	23	23	2,717-3,279	897,973	903,343
Sr Landscape Architect	0.1	1	1	2,717-3,279	39,348	39,348
Sr Envirntl Planner	-	1	1	2,651-3,200	33,336	34,821
Staff Services Mgr I	0.9	1	1	2,415-2,913	34,956	34,956
Labor Compliance Off	1	1	1	2,415-2,913	34,956	34,956
Assoc Highway Elec Engr	3.8	4	4	2,360-2,845	133,155	134,646
Assoc Transp Engr	42.2	43	43	2,360-2,845	1,436,603	1,454,558
Assoc Bridge Engr	92.2	56	56	2,360-2,845	2,063,814	2,072,624
Assoc Landscape Architect	1	1	1	2,360-2,845	34,140	34,140
Highway Adm Off II	3.1	5	5	2,197-2,651	154,220	156,774
Assoc Mgt Analyst	-	1	1	2,197-2,651	31,812	31,812
Chief Of Drafting Services	1	1	1	2,150-2,591	31,092	31,092
Supvr-Drafting Services	4	4.2	4.2	1,959-2,360	116,592	118,174
Asst Transp Engr	86.9	4	4	1,959-2,360	112,408	113,280
Asst Bridge Engr	11.1	49.8	49.8	1,959-2,360	1,519,089	1,547,614
Office Services Mgr I	0.9	1	1	1,827-2,197	23,277	24,376
Highway Adm Off I	1	1	1	1,827-2,197	26,364	26,364
Envirntl Planner	0.9	1	1	1,407-2,197	21,719	21,924
Sr Delineator	10.7	13	13	1,786-2,150	320,465	325,956
Jr Civil Engr	40.1	55	55	1,750-2,011	1,201,433	1,258,216
Transp Engrng Techn	9	9	9	1,630-1,959	211,572	211,572
Office Services Supvr III-Gen	1.1	2	2	1,544-1,854	41,652	43,636
Delineator	10.7	7	7	1,491-1,786	139,540	143,027
Office Services Supvr II-Gen	2	2	2	1,358-1,768	38,004	38,664
Exec Secty I	1	1	1	1,389-1,653	19,836	19,836
Drafting Aid II	5	4	4	1,371-1,630	74,662	76,200
Mgt Services Techn	1	1	1	1,177-1,565	18,780	18,780
Office Techn-Typing	1	1	1	1,214-1,551	17,100	17,100
Office Techn-Gen	4.7	5	5	1,214-1,551	82,802	83,961
Secty	3.1	4	4	1,236-1,512	68,412	69,084
Sr Word Processing Techn	7.8	8	8	1,260-1,486	142,028	142,460
Office Services Supvr I-Filing	1	1	1	1,214-1,425	17,100	17,100
Composing Techn I	0.7	1	1	1,214-1,425	17,100	17,100
Office Asst II-Typing	8.8	10	10	1,048-1,367	144,384	145,288
Steno	1	1	1	1,029-1,339	15,396	15,396
Drafting Aid I	1	1	1	1,135-1,321	15,828	15,852
Office Asst II-Gen	7.6	9	9	1,048-1,309	130,824	131,112
Word Processing Techn	20	21	21	1,048-1,309	326,139	327,245
Service Asst-Engrng	3	3	3	1,055-1,135	40,824	41,040
Office Asst I-Gen	0.1	1	1	944-1,087	11,819	12,188
Temporary Help	12.4	11	11	(327,526)	187,000	187,000
Overtime	-	-	-	(473,109)	869,400	869,400
Totals	454.8	402	402	\$12,951,064	\$12,272,210	\$12,435,405

93
94
95
96
97
98

2660 DEPARTMENT OF TRANSPORTATION—Continued

ORCANIZATIONAL UNIT Classification	NUMBER OF POSITIONS			EXPENDITURES		
	Filled 1983-84	Authorized 1984-85	Proposed 1985-86	Actual 1983-84	Estimated 1984-85	Proposed 1985-86
Engineering Services:				SALARY RANGE		
C.E.A. III	1	1	1	3,357-4,464	53,568	53,568
Prin Transp Engr	2.6	4	4	3,440-4,156	187,818	192,647
Supvng Materials & Research Engr	2.6	4	4	3,128-4,156	168,846	176,990
Supvng Transp Engr	5.1	5	5	3,128-3,780	217,476	223,596
Supvng Engrng Geologist	1	1	1	3,128-3,780	45,360	45,360
Sr Materials & Research Engr	13.9	16	16	2,717-3,602	604,185	618,545
Sr Transp Engr	10.2	14	14	2,717-3,279	532,820	541,530
Sr Chemical Testing Engr	1	1	1	2,717-3,279	38,442	39,348
Sr Electronics Engr	2	2	2	2,717-3,279	78,696	78,696
Sr Engrng Geologist	3.6	4	4	2,717-3,279	152,173	155,731
Sr Envirntl Planner	0.8	1	1	2,651-3,200	35,929	37,660
Staff Services Mgr I1-Supvry	2.2	3	3	2,651-3,200	115,200	115,200
Assoc Steel Inspector	5.2	6	6	2,251-2,983	194,368	197,436
Assoc Highway Elec Engr	2	2	2	2,360-2,845	68,280	68,280
Assoc Transportation Engr	26.8	35	35	2,360-2,845	1,137,392	1,159,099
Assoc Materials & Research Engr	25.2	29	29	2,360-2,845	941,056	957,110
Assoc Electronics Engr	4.9	5	5	2,360-2,845	165,968	167,652
Assoc Chemical Testing Engr	3	4	4	2,360-2,845	126,233	130,694
Assoc Mech Engr	1.9	2	2	2,360-2,845	62,460	63,876
Assoc Control System Engr	1	1	1	2,360-2,845	34,140	34,140
Assoc Engrng Ceologist	10.4	10	10	2,360-2,845	327,972	332,192
Assoc Air Sanitation Engr	1	1	1	2,360-2,845	34,140	34,140
Photogrammetrist II	9.8	9	9	2,251-2,717	293,436	293,436
Materials & Research Engrng Assoc	4.5	5	5	2,251-2,717	160,556	162,012
Structural Steel Inspector	1	1	1	2,051-2,717	25,901	27,121
Assoc DP Analyst	0.4	1	1	2,197-2,651	31,812	31,812
Highway Adm Off II	1.4	2	2	2,197-2,651	62,892	63,624
Assoc Envirntl Planner	2.4	3	3	2,197-2,651	89,988	91,306
Assoc Envirntl Planner-Natural	1	1	1	2,197-2,651	28,980	30,348
Asst Steel Inspector	9.2	10	10	1,868-2,472	251,883	257,461
Elec Engrng Techn III	3	3	3	2,051-2,472	88,992	88,992
Highway Elec Supvr	2	2	2	2,051-2,472	59,328	59,328
Sr Drilling Supvr	1	1	1	2,002-2,415	28,980	28,980
Sr Librarian	0.9	1	1	1,959-2,360	28,320	28,320
Asst Transp Engr	82.2	78	78	1,959-2,360	2,101,362	2,150,260
Asst Highway Elec Engr	5.8	8	8	1,959-2,360	211,094	215,804
Asst Phys Testing Engr	19	19	19	1,959-2,360	535,623	537,535
Asst Chemical Testing Engr	4.9	4	4	1,959-2,360	107,378	109,572
Elec Engr	1.2	2	2	1,750-2,360	46,023	48,224
Engrng Ceologist	3.4	4	4	1,750-2,360	102,384	106,607
Supvr-Tool & Instrument Shop	1	1	1	2,051-2,360	28,320	28,320
Photogrammetrist I	3.3	4	4	1,868-2,251	105,945	107,139
Phys Testing Engrng Techn II	6.4	6	6	1,868-2,251	151,294	155,950
Mech Engrng Techn II	1.1	1	1	1,868-2,251	27,012	27,012
Elec Engrng Techn II	5.1	4	4	1,868-2,251	105,556	106,737
Highway Electrician II	3	3	3	1,959-2,251	81,036	81,036
Envirntl Planner	1	1	1	1,407-2,197	24,312	25,473
Foundation Drilling Supvr	6.4	7	7	1,827-2,197	180,111	182,496
Tax Compliance Rep II	0.3	1	1	1,827-2,197	26,364	26,364
Sr Delineator	2.3	4	4	1,786-2,150	93,111	96,331
Machinist & Instrument Maker	3.2	4	4	1,959-2,150	102,309	103,200
Jr Civil Engr	14	30	30	1,750-2,011	644,184	673,900
Jr Chemical Engr	-	2	2	1,750-2,011	42,000	44,040
Transp Engrng Techn	12.8	13	13	1,630-1,959	279,502	288,127
Elec Engrng Techn I	1.9	1	1	1,630-1,959	23,508	23,508
Ceological Drafting Techn	1	1	1	1,557-1,868	22,416	22,416
Materials & Stores Supvr 1	1	1	1	1,401-1,827	19,992	19,992
Heavy Equipmt Opr	0.3	1	1	1,666-1,827	21,924	21,924
Foundation Driller	11.5	12	12	1,666-1,827	258,477	261,366
Delineator	8.4	9	9	1,491-1,786	170,368	178,134
Lab Techn-Chemical Analysis	1	1	1	1,491-1,786	21,432	21,432
Exec Secty I	0.9	1	1	1,389-1,653	17,339	18,082
Jr Engrng Techn	2.2	2	2	1,135-1,630	37,389	38,901
Drafting Aid II	1	1	1	1,371-1,630	17,254	17,958
Office Services Supvr 1-Cen	1	1	1	1,214-1,551	17,100	17,100
Office Techn-Typing	2.9	3	3	1,214-1,551	51,068	51,300
Office Services Supvr 1-Typing	1.1	1	1	1,214-1,551	17,100	17,100
Secty	4.6	5	5	1,236-1,512	84,462	86,178
Sr Steno	1.6	2	2	1,236-1,512	33,236	33,908
Office Asst II-Typing	11.8	14	14	1,048-1,367	199,394	201,094
Steno	2	3	3	1,029-1,339	43,448	44,456
Word Processing Techn	3	3	3	1,048-1,309	46,634	47,124
Janitor	0.7	1	1	1,038-1,294	14,376	14,376
Service Asst-Engrng	1.1	1	1	1,055-1,135	13,680	13,680
Mech & Tech Occupational Trainee ..	0.3	1	1	950-1,018	11,967	12,330
Temporary Help	14.8	4	4	(302,158)	68,000	68,000
Overtime	-	-	-	(461,763)	455,400	455,400
Totals	414.5	455	455	\$11,751,949	\$13,134,474	\$13,386,116
Sacramento Transit Development:						
Prin Transp Engr	1	1	1	3,440-4,156	49,872	49,872
Supvng Transp Engr	1	1	1	3,128-3,780	45,182	45,360
Supvng Bridge Engr	1	1	1	3,128-3,780	43,402	45,360
Sr Transp Engr	1	1	1	2,717-3,279	36,086	37,838
Assoc Transp Engr	0.6	1	1	2,360-2,845	29,929	31,358

2660 DEPARTMENT OF TRANSPORTATION—Continued

1
2
3
4
5
6
7
8
9
10
11
12
13
14
15
16
17
18
19
20
21
22
23
24
25
26
27
28
29
30
31
32
33
34
35
36
37
38
39
40
41
42
43
44
45
46
47
48
49
50
51
52
53
54
55
56
57
58
59
60
61
62
63
64
65
66
67
68
69
70
71
72
73
74
75
76
77
78
79
80
81
82
83
84
85
86
87
88
89
90
91
92
93
94
95
96
97
98

ORGANIZATIONAL UNIT Classification	NUMBER OF POSITIONS			EXPENDITURES		
	Filled 1983-84	Authorized 1984-85	Proposed 1985-86	Actual 1983-84	Estimated 1984-85	Proposed 1985-86
				SALARY RANGE		
Asst Transp Engr	1.4	1	1	1,959-2,360	27,033	27,998
Secty	2	1	1	1,236-1,512	17,448	17,448
Temporary Help	0.8	-	-	(9,324)	-	-
Overtime	-	-	-	(3,156)	-	-
Totals	8.8	7	7	\$265,561	\$248,952	\$255,234
Totals, Project Development	1436.4	1375.2	1375.2	\$41,477,848	\$41,832,619	\$42,490,449
Planning & Programming						
Aeronautics:						
C.E.A. III	1	1	1	3,357-4,464	52,941	53,568
Aviation Consultant IV	0.1	1	1	2,778-3,357	33,606	35,234
Sr Transp Planner	2	2	2	2,651-3,200	76,800	76,800
Aviation Consultant III	3	3	3	2,529-3,052	109,872	109,872
Assoc Airport Engr	1.5	2	2	2,360-2,845	67,128	68,280
Aviation Consultant II	7.1	11	11	2,303-2,778	340,542	347,748
Airport Envirntl Specialist	1	1	1	2,251-2,717	32,604	32,604
Assoc Envirntl Planner	0.3	1	1	2,197-2,651	26,364	27,636
Assoc Transp Planner	2	3	3	2,197-2,651	89,012	91,260
Research Analyst II-Economics	0.7	1	1	2,197-2,651	31,812	31,812
Staff Services Analyst-Gen	1	1	1	1,407-2,197	26,364	26,364
Transp Planner	1	2	2	1,407-2,197	43,248	43,968
Research Analyst I-Gen	1	1	1	1,407-2,197	23,682	24,811
Exec Secty I	1	1	1	1,389-1,653	19,836	19,836
Mgt Services Techn	1	1	1	1,177-1,565	18,348	18,780
Sr Steno	1	1	1	1,236-1,512	17,448	17,448
Office Asst II-Typing	2	2	2	1,048-1,367	28,740	29,274
Steno	2	2	2	1,029-1,339	30,792	30,792
Temporary Help	-	-	-	(310)	-	-
Overtime	-	-	-	(221)	-	-
Totals	28.7	37	37	\$812,553	\$1,069,139	\$1,086,087
Mass Transportation:						
C.E.A. III	1	1	1	3,357-4,464	53,568	53,568
Prin Transp Engr	0.3	1	1	3,440-4,156	49,293	49,872
Supvng Transp Planner	1.7	2	2	2,913-3,518	83,730	84,432
Sr Transp Engr	1.7	2	2	2,717-3,279	78,696	78,696
Railroad Consultant II	1	1	1	2,717-3,279	34,968	36,666
Sr Transp Planner	6.1	6	6	2,651-3,200	229,956	230,400
Staff Services Mgr I	1	1	1	2,415-2,913	28,980	30,348
Assoc Transp Engr	2.4	3	3	2,360-2,845	101,884	102,420
Asst To Dep Director	0.3	1	1	2,529-2,651	31,324	31,812
Assoc Transp Planner	20.5	21	21	2,197-2,651	641,532	653,190
Highway Adm Off II	1	1	1	2,197-2,651	31,812	31,812
Assoc Envirntl Planner	-	1	1	2,197-2,651	28,868	30,234
Transp Planner	17.2	22	22	1,407-2,197	506,274	525,150
Staff Services Analyst-Gen	1.6	2	2	1,407-2,197	40,908	42,780
Office Services Supvr II-Gen	1	1	1	1,358-1,768	19,332	19,332
Exec Secty I	1	1	1	1,389-1,653	19,836	19,836
Mgt Services Techn	0.5	2	2	1,177-1,565	31,580	33,046
Office Services Supvr I-Typing	1.6	2	2	1,214-1,551	32,592	33,728
Office Asst II-Typing	4.9	4	4	1,048-1,367	43,704	43,704
Steno	4.2	5	5	1,029-1,339	75,360	76,152
Office Asst II-Gen	1	1	1	1,048-1,309	14,568	14,568
Word Processing Techn	0.2	1	1	1,048-1,309	14,568	14,568
Temporary Help	1.8	1.8	1.8	(21,741)	30,600	30,600
Overtime	-	-	-	(1,261)	13,800	13,800
Totals	72	83.8	83.8	\$1,885,409	\$2,237,733	\$2,280,714
Transportation Planning:						
C.E.A. III	0.9	1	1	3,357-4,464	53,568	53,568
C.E.A. II	1	1	1	3,052-4,057	48,308	48,684
Supvng Trans Engr	1	1	1	3,128-3,780	45,360	45,360
Supvng Transp Planner	3.4	4	4	2,913-3,518	167,737	168,864
Sr Transp Engr	0.5	1	1	2,717-3,279	39,348	39,348
Operations Research Specialist III	1	1	1	2,717-3,279	39,348	39,348
Sr Envirntl Planner	1	1	1	2,651-3,200	38,400	38,400
Sr Transp Planner	7	7	7	2,651-3,200	240,931	250,658
Staff Services Mgr II-Supvry	1	1	1	2,651-3,200	38,400	38,400
Research Prog Spec II-Economics	1	1	1	2,651-3,200	38,400	38,400
Research Prog Specialist II	1	1	1	2,651-3,200	38,104	38,400
Research Mgr II-Gen	3.9	4	4	2,651-3,200	151,721	153,096
Research Mgr I-Gen	0.4	1	1	2,415-2,913	34,011	34,956
Research Prog Specialist I	0.8	1	1	2,415-2,913	28,980	30,348
Assoc Transp Engr	0.4	1	1	2,360-2,845	34,140	34,140
Operations Research Specialist II	1.8	2	2	2,360-2,845	68,280	68,280
Statistical Methods Analyst III	1	1	1	2,303-2,778	27,636	28,980
Highway Adm Off II	2	3	3	2,197-2,651	94,094	95,436
Assoc Transp Planner	15.3	17	17	2,197-2,651	507,958	518,642
Assoc Envirntl Planner	2.5	3	3	2,197-2,651	91,932	93,288
Research Analyst II-Gen	6.6	7	7	2,197-2,651	214,682	218,386
Asst Transp Engr	0.4	1	1	1,959-2,360	28,320	28,320
Statistical Methods Analyst II	2.7	3	3	1,912-2,303	70,902	74,280
Highway Adm Off I	-	1	1	1,827-2,197	23,664	24,792
Transp Planner	3.7	4	4	1,407-2,197	86,199	87,936
Research Analyst I-Gen	3	4	4	1,407-2,197	92,448	95,508

2660 DEPARTMENT OF TRANSPORTATION—Continued

ORGANIZATIONAL UNIT Classification	NUMBER OF POSITIONS			EXPENDITURES		
	Filled 1983-84	Authorized 1984-85	Proposed 1985-86	Actual 1983-84	Estimated 1984-85	Proposed 1985-86
				SALARY RANGE		
Exec Secty 1	1	1	1	1,389-1,653	19,568	19,836
Secty	1	1	1	1,236-1,512	17,448	17,448
Sr Steno	1	1	1	1,236-1,512	17,448	17,448
Statistical Clk	0.3	1	1	1,214-1,425	14,706	15,267
Office Asst II-Typing	2.6	3	3	1,048-1,367	43,396	43,704
Steno	3.7	4	4	1,029-1,339	60,857	60,885
Office Asst II-Gen	1	1	1	1,048-1,309	14,568	14,568
Temporary Help	0.1	6.2	6.2	(1,089)	105,400	105,400
Overtime	-	-	-	(4,221)	27,600	27,600
Totals	74	91.2	91.2	\$2,191,025	\$2,663,362	\$2,707,974
Highways:						
C.E.A. III	1	1	1	3,357-4,464	53,568	53,568
Prin Transp Engr	2	2	2	3,440-4,156	99,744	99,744
Office Mgr II	1	1	1	3,200-3,869	46,428	46,428
Supvng Transp Engr	2	2	2	3,128-3,780	90,720	90,720
Supvng Engr-Transp Studies	1	1	1	3,128-3,780	45,360	45,360
Sr Transp Engr	9.3	10	10	2,717-3,279	388,116	391,668
Research Mgr II-Gen	0.6	1	1	2,651-3,200	38,400	38,400
Assoc Transp Engr	7.3	6	6	2,360-2,845	199,020	200,364
Highway Adm Off II	8	8	8	2,197-2,651	248,756	250,656
Assoc Transp Planner	2.1	2	2	2,197-2,651	58,732	60,680
Asst Transp Engr	3.6	13	13	1,959-2,360	320,040	331,320
Transp Planner	0.2	1	1	1,407-2,197	24,792	25,968
Highway Adm Off I	4.9	6	6	1,827-2,197	149,288	152,284
Research Analyst I-Gen	1	1	1	1,407-2,197	26,364	26,364
Transp Engrng Techn	2	2	2	1,630-1,959	43,068	43,980
Exec Secty I	1	1	1	1,389-1,653	19,836	19,836
Sr Steno	0.7	1	1	1,236-1,512	15,161	15,788
Office Asst II-Typing	1.1	2	2	1,048-1,367	27,522	27,942
Steno	4.4	4	4	1,029-1,339	59,405	61,021
Word Processing Techn	1	1	1	1,048-1,309	14,260	14,798
Temporary Help	2.1	2.4	2.4	(29,043)	40,800	40,800
Overtime	-	-	-	(325)	13,800	13,800
Totals	56.3	68.4	68.4	\$1,675,569	\$2,023,180	\$2,051,489
Totals, Planning & Programming	231	280.4	280.4	\$6,564,556	\$7,993,414	\$8,126,264
Departmental Administration						
Departmental Management:						
Director	1	1	1	57,829	57,829	57,829
C.E.A. IV	4	4	4	3,618-4,680	217,560	219,958
Dep Secty	-	1	1	4,486	53,832	53,832
C.E.A. III	1	1	1	3,357-4,464	40,284	42,216
Dep Director-Trans Econ Developmt ..	1	1	1	4,077-4,274	51,288	51,288
C.E.A. II	1	1	1	3,052-4,057	47,744	48,684
Dep Director-Local Gov-Comm	0.7	1	1	3,708-3,888	46,116	46,656
C.E.A. I	1.8	3	3	2,778-3,690	111,620	117,044
Asst Director	1	1	1	3,372-3,534	42,408	42,408
Federal Rep	1	1	1	3,372-3,534	42,246	42,408
Staff Services Mgr II-Managerial	0.2	2	2	2,651-3,200	76,800	76,800
Staff Services Mgr II-Supvr	2.8	1	1	2,651-3,200	38,400	38,400
Staff Services Mgr I	2.7	3	3	2,415-2,913	104,598	104,868
Highway Adm Off II	4.2	6	6	2,197-2,651	184,344	187,094
Adm Asst I	1	1	1	1,827-2,303	24,984	26,166
Highway Adm Off I	1	2	2	1,827-2,197	49,407	51,716
Staff Services Analyst-Gen	1.8	2	2	1,407-2,197	49,938	51,060
Exec Secty II	0.3	1	1	1,512-1,809	21,708	21,708
Exec Secty I	3.6	3	3	1,389-1,653	59,508	59,508
Office Techn-Typing	1	1	1	1,214-1,551	15,120	15,708
Secty	2.7	3.5	3.5	1,236-1,512	59,856	60,537
Sr Steno	0.8	0.5	0.5	1,236-1,512	7,416	7,698
Office Asst II-Typing	3	3	3	1,048-1,367	42,796	43,264
Steno	1.7	1	1	1,029-1,339	14,787	15,349
Office Asst II-Gen	1	1	1	1,048-1,309	14,568	14,568
Word Processing Techn	0.9	1	1	1,048-1,309	15,708	15,708
Equal Opportunity And Civil Rights:						
Staff Services Mgr I	1.2	1	1	2,415-2,913	34,146	34,956
Highway Adm Off II	3.1	1	1	2,197-2,651	27,318	28,644
Employment Opportunity Analyst	1	1	1	2,197-2,651	30,006	31,446
Assoc Personnel Analyst	2	2	2	2,197-2,651	59,342	60,680
Staff Services Analyst-Gen	2.6	3	3	1,407-2,197	70,216	72,249
Office Techn-Typing	0.3	1	1	1,214-1,551	17,100	17,100
Sr Steno	1	1	1	1,236-1,512	17,153	17,448
Office Asst II-Typing	1.2	1	1	1,048-1,367	14,568	14,568
Temporary Help	3.8	0.7	0.7	(46,266)	11,900	11,900
Overtime	-	-	-	(1,854)	19,300	19,300
Totals	57.4	58.7	58.7	\$1,603,664	\$1,791,914	\$1,820,766
TOTALS, AUTHORIZED POSITIONS	15,834	16,235	16,235	\$409,966,084	\$419,956,080	\$427,943,072
Regular/Ongoing Positions	15,154.7	15,831.4	15,831.4	363,841,115	390,852,280	398,839,272
Temporary Help	679.3	403.6	403.6	15,956,553	6,861,200	6,861,200
Overtime	-	-	-	30,168,416	22,242,600	22,242,600

2700 OFFICE OF TRAFFIC SAFETY *

ORGANIZATIONAL UNIT Classification	NUMBER OF POSITIONS			EXPENDITURES		
	Filled 1983-84	Authorized 1984-85	Proposed 1985-86	Actual 1983-84	Estimated 1984-85	Proposed 1985-86
				SALARY RANGE		
Dep Secty	1	-	-	\$4,833	-	-
Legal Counsel	-	1	1	3,372-3,534	\$40,464	\$42,408
Staff Services Mgr III	1	1	1	2,913-3,518	42,216	42,216
Staff Services Mgr II-Supvry	2	2	2	2,651-3,200	76,800	76,800
Staff Services Mgr I	1	1	1	2,415-2,913	34,956	34,956
Assoc Mgt Auditor	1.7	1	1	2,197-2,651	31,812	31,812
Sr Acctg Off-Supvr	0.3	1	1	2,197-2,651	27,972	29,322
Assoc Govtl Prog Analyst	7.4	8	8	2,197-2,651	246,216	248,856
Sr Special Investigator	1	1	1	2,113-2,546	30,552	30,552
Acctg Off-Supvr	0.8	-	-	1,827-2,197	-	-
Staff Services Mgt Auditor	0.8	1	1	1,407-2,197	16,884	17,604
Accountant I - Specialist	0.2	1	1	1,401-1,827	19,992	19,992
Office Services Supvr I-Typing	1	1	1	1,214-1,551	17,100	17,100
Acctg Techn	0.9	1	1	1,214-1,551	17,042	17,100
Acct Clk II	0.7	-	-	1,087-1,367	-	-
Office Asst II-Typing	1.2	2	2	1,048-1,367	27,592	28,012
Steno	1	1	1	1,029-1,339	15,349	15,396
Office Asst II-Gen	1	1	1	1,048-1,309	14,568	14,568
Word Processing Techn	1.9	2.8	2.8	1,048-1,309	42,474	43,197
TOTALS, AUTHORIZED POSITIONS	24.9	26.8	26.8	\$671,277	\$701,989	\$709,891
<i>Regular/Ongoing Positions</i>	<i>24.9</i>	<i>26.8</i>	<i>26.8</i>	<i>671,277</i>	<i>701,989</i>	<i>709,891</i>

2720 DEPARTMENT OF THE CALIFORNIA HIGHWAY PATROL *

Administration				SALARY RANGE		
Commissioner:						
Commissioner	1	1	1	\$67,446	\$67,446	\$67,446
Dep Commissioner	1	1	1	5,226	62,712	62,712
Traffic Sgt	0.3	1	1	2,399-3,371	34,163	34,488
Traffic Lieut-Supvry	1	1	1	2,745-3,295	38,940	39,540
Traffic Off	2	2	2	2,017-2,954	57,792	57,792
Exec Secty II	1.6	1	1	1,512-1,809	18,687	19,543
Totals	6.9	7	7	\$256,273	\$279,740	\$281,521
<i>Uniformed</i>	<i>5.3</i>	<i>6</i>	<i>6</i>	<i>227,960</i>	<i>261,053</i>	<i>261,978</i>
<i>Nonuniformed</i>	<i>1.6</i>	<i>1</i>	<i>1</i>	<i>28,313</i>	<i>18,687</i>	<i>19,543</i>
Asst Commissioner, Staff Services:						
Asst Commissioner	1.1	1	1	4,212-5,078	60,936	60,936
Dep Chief	1	1	1	4,076-4,915	58,980	58,980
Traffic Sgt	1.1	1	1	2,399-3,371	33,200	34,228
Assoc Govtl Prog Analyst	1	1	1	2,197-2,651	29,892	31,324
Exec Secty I	1	1	1	1,389-1,653	19,836	19,836
Totals	5.2	5	5	\$191,946	\$202,844	\$205,304
<i>Uniformed</i>	<i>3.2</i>	<i>3</i>	<i>3</i>	<i>144,936</i>	<i>153,116</i>	<i>154,144</i>
<i>Nonuniformed</i>	<i>2</i>	<i>2</i>	<i>2</i>	<i>47,010</i>	<i>49,728</i>	<i>51,160</i>
Asst Commissioner, Field Services:						
Asst Commissioner	1.1	1	1	4,212-5,078	60,936	60,936
Dep Chief	1.7	2	2	4,076-4,915	107,892	110,280
Traffic Sgt	1.3	2	2	2,399-3,371	63,276	64,572
Traffic Lieut-Supvry	0.7	1	1	2,745-3,295	36,803	38,511
Traffic Off	1	1	1	2,017-2,954	28,896	28,896
Exec Secty I	1	1	1	1,389-1,653	19,836	19,836
Totals	6.8	8	8	\$265,864	\$317,639	\$323,031
<i>Uniformed</i>	<i>5.8</i>	<i>7</i>	<i>7</i>	<i>246,592</i>	<i>297,803</i>	<i>303,195</i>
<i>Nonuniformed</i>	<i>1</i>	<i>1</i>	<i>1</i>	<i>19,272</i>	<i>19,836</i>	<i>19,836</i>
Office Of Internal Affairs:						
Traffic Capt	1	1	1	3,236-3,894	46,728	46,728
Traffic Sgt	1.9	2	2	2,399-3,371	68,781	68,976
Traffic Lieut-Supvry	1.5	1	1	2,745-3,295	39,540	39,540
Financial Examiner III	1	1	1	2,197-2,651	31,812	31,812
Financial Examiner II	0.9	1	1	1,827-2,197	26,364	26,364
Staff Services Analyst-Gen	1	1	1	1,407-2,197	19,760	20,672
Sr Steno	0.8	1	1	1,236-1,512	15,956	16,628
Steno	1.2	1	1	1,029-1,339	15,349	15,396
Totals	9.3	9	9	\$257,748	\$264,290	\$266,116
<i>Uniformed</i>	<i>4.4</i>	<i>4</i>	<i>4</i>	<i>157,661</i>	<i>155,049</i>	<i>155,244</i>
<i>Nonuniformed</i>	<i>4.9</i>	<i>5</i>	<i>5</i>	<i>100,087</i>	<i>109,241</i>	<i>110,872</i>
Office Of Special Representative:						
Traffic Capt	1	1	1	3,236-3,894	46,728	46,728
Traffic Lieut-Supvry	1	1	1	2,745-3,295	39,393	39,540
Traffic Off	1.6	2	2	2,017-2,954	56,430	57,687
Secty	0.9	1	1	1,236-1,512	16,628	17,330
Office Asst II-Typing	0.5	0.5	0.5	1,048-1,367	7,284	7,284
Totals	5	5.5	5.5	\$143,966	\$166,463	\$168,569
<i>Uniformed</i>	<i>3.6</i>	<i>4</i>	<i>4</i>	<i>122,144</i>	<i>142,551</i>	<i>143,955</i>
<i>Nonuniformed</i>	<i>1.4</i>	<i>1.5</i>	<i>1.5</i>	<i>21,822</i>	<i>23,912</i>	<i>24,614</i>

*The Salary Range and the amounts shown in 1984-85 and 1985-86 for this department do not reflect the 1984-85 fiscal year salary increase adjustment. This adjustment is reflected in the departmental Summary by Object of the Governor's Budget.

2720 DEPARTMENT OF THE CALIFORNIA HIGHWAY PATROL—Continued

ORGANIZATIONAL UNIT Classification	NUMBER OF POSITIONS			EXPENDITURES		
	Filed 1983-84	Authorized 1984-85	Proposed 1985-86	Actual 1983-84	Estimated 1984-85	Proposed 1985-86
Office Of Public Affairs:				SALARY RANGE		
C.E.A. I	1	1	1	2,778-3,690	44,280	44,280
Traffic Sgt	1	1	1	2,399-3,371	34,488	34,488
Traffic Off	1.3	2	2	2,017-2,954	53,100	54,180
Info Off I	1.8	1	1	2,197-2,651	30,836	31,812
Secty	0.9	1	1	1,236-1,512	17,448	17,448
Office Asst II-Typing	1	1	1	1,048-1,367	14,568	14,568
Totals	7	7	7	\$191,940	\$194,720	\$196,776
Uniformed	2.3	3	3	68,905	87,588	88,668
Nonuniformed	4.7	4	4	123,035	107,132	108,108
Office Of Employee Relations:						
Asst Chief	0.9	-	-	3,717-4,476	-	-
Traffic Capt	1	1	1	3,236-3,894	43,590	45,666
Traffic Lieut-Supvry	1	1	1	2,745-3,295	36,664	38,364
Labor Relations Analyst	1	1	1	2,197-2,651	29,664	31,080
Secty	0.9	1	1	1,236-1,512	16,684	17,389
Steno	0.6	0.5	0.5	1,029-1,339	7,698	7,698
Totals	5.4	4.5	4.5	\$167,743	\$134,300	\$140,197
Uniformed	2.9	2	2	117,309	80,254	84,030
Nonuniformed	2.5	2.5	2.5	50,434	54,046	56,167
Office Of Equal Employment Opportunity:						
Staff Services Mgr I	0.8	-	-	2,415-2,913	-	-
Assoc Govtl Prog Analyst	0.3	1	1	2,197-2,651	26,788	28,084
Staff Services Analyst-Gen	0.9	2	2	1,407-2,197	41,772	43,671
Secty	1.1	1	1	1,236-1,512	16,236	16,917
Totals, Nonuniformed	3.1	4	4	\$70,694	\$84,796	\$88,672
General Administration:						
C.E.A. II	1	1	1	3,052-4,057	48,684	48,684
Staff Services Mgr III	1	1	1	2,913-3,518	42,216	42,216
Staff Services Mgr II-Managerial	0.2	1	1	2,651-3,200	38,400	38,400
Staff Services Mgr II-Supvry	0.8	-	-	2,651-3,200	-	-
Auto Techn I	1	1	1	1,467-1,750	21,000	21,000
Office Techn-Typing	1	1	1	1,214-1,551	17,100	17,100
Secty	1	1	1	1,236-1,512	17,448	17,448
Totals, Nonuniformed	6	6	6	\$178,890	\$184,848	\$184,848
Accounting:						
Acctg Administrator II	1	1	1	2,651-3,200	38,400	38,400
Staff Services Mgr I	-	-	-	2,415-2,913	-	-
Staff Adm Analyst	0.9	1	1	2,415-2,913	34,821	34,956
Assoc Adm Analyst	-	1	1	2,197-2,651	26,364	27,636
Assoc Govtl Prog Analyst	3	3	3	2,197-2,651	95,436	95,436
Sr Acctg Off-Specialist	0.1	1	1	2,197-2,651	30,836	31,812
Sr Acctg Off-Supvr	2	1	1	2,197-2,651	31,812	31,812
Asst Adm Analyst	1	1	1	1,827-2,197	21,924	22,944
Staff Services Analyst-Gen	1	1	1	1,407-2,197	23,304	24,408
Bus Service Off I	1	1	1	1,827-2,197	26,364	26,364
Bus Service Asst	1	1	1	1,523-1,827	21,364	21,858
Accountant I - Specialist	2	2	2	1,401-1,827	39,984	39,984
Accountant I - Supvr	1.7	4	4	1,401-1,827	74,520	76,168
Supvng Acct Clk I	2.3	1	1	1,358-1,611	19,332	19,332
Acctg Techn	6.2	6	6	1,214-1,551	102,426	102,600
Sr Acct Clk	6.2	8	8	1,214-1,551	131,986	135,060
Office Techn-Typing	1	1	1	1,214-1,551	17,100	17,100
Acct Clk II	17.3	16	16	1,087-1,367	239,862	241,146
Office Asst II-Typing	1.8	2	2	1,048-1,367	28,853	29,114
Steno	0.5	0.5	0.5	1,029-1,339	7,698	7,698
Office Asst I-Typing	-	1	1	976-1,126	12,156	12,546
Totals, Nonuniformed	50	53.5	53.5	\$921,849	\$1,024,542	\$1,036,374
Budget Section:						
Staff Services Mgr I	1	1	1	2,415-2,913	33,606	34,956
Assoc Budget Analyst	3	3	3	2,197-2,651	92,450	94,460
Totals, Nonuniformed	4	4	4	\$120,431	\$126,056	\$129,416
Staff Services:						
Staff Services Mgr II-Supvry	1	1	1	2,651-3,200	37,808	38,400
Records Mgt Analyst II	1	1	1	2,197-2,651	31,812	31,812
Assoc Govtl Prog Analyst	2	2	2	2,197-2,651	61,704	63,136
Staff Services Analyst-Gen	2	2	2	1,407-2,197	46,262	48,432
Office Services Supvr III-Gen	1	1	1	1,544-1,854	22,248	22,248
Office Services Supvr II-Gen	2	2	2	1,358-1,768	38,604	38,664
Sr Mach Opr	1	1	1	1,317-1,557	18,684	18,684
Office Techn-Typing	0.9	1	1	1,214-1,551	17,100	17,100
Office Services Supvr I-Gen	0.6	1	1	1,214-1,551	17,100	17,100
Office Services Supvr I-Typing	1.4	1	1	1,214-1,551	17,100	17,100
Secty	1	1	1	1,236-1,512	17,448	17,448
Stock Clk	1	1	1	1,168-1,486	16,230	16,404
Mach Opr III-Gen	2	2	2	1,222-1,437	34,488	34,488
Mach Opr II -Gen	1.8	2	2	1,177-1,376	31,752	32,805
Office Asst II-Typing	7.7	7	7	1,048-1,367	100,642	101,068

2720 DEPARTMENT OF THE CALIFORNIA HIGHWAY PATROL—Continued

ORGANIZATIONAL UNIT	NUMBER OF POSITIONS			EXPENDITURES		
	Classification	Filled 1983-84	Authorized 1984-85	Proposed 1985-86	Actual 1983-84	Estimated 1984-85
SALARY RANGE						
Mach Opr I-Gen	0.7	1	1	1,135-1,321	15,280	15,852
TWX Opr	2.7	3	3	1,126-1,309	46,122	46,683
Composing Techn Trainee	0.5	1	1	1,126-1,309	15,414	15,708
Office Asst II-Gen	4.3	6	6	1,048-1,309	84,387	85,791
Office Asst I-Typing	0.5	1	1	976-1,126	12,156	12,546
Totals, Nonuniformed	35.1	38	38	\$612,525	\$682,341	\$691,469
Stores And Equipment:						
Bus Service Off III	1	1	1	2,197-2,651	31,812	31,812
Bus Service Off II	1	1	1	2,002-2,415	28,980	28,980
Warehouse Mgr I	1	1	1	1,745-2,303	22,944	24,024
Mill & Cabinet Supvr	1	1	1	1,959-2,150	25,800	25,800
Materials & Stores Supvr II	2	2	2	1,591-2,098	45,548	45,888
Property Insp	1	1	1	1,666-2,002	24,024	24,024
Mill & Cabinet Worker	1	1	1	1,786-1,959	23,508	23,508
Heavy Truck Driver	2	2	2	1,591-1,912	41,880	41,880
Skilled Laborer	1	1	1	1,523-1,827	19,992	19,992
Materials & Stores Supvr I	2	2	2	1,401-1,827	39,984	39,984
Office Services Supvr II-Gen	1	1	1	1,358-1,768	19,332	19,332
Warehouse Worker	7.8	7	7	1,401-1,666	127,932	127,932
Office Asst II-Typing	3.7	3	3	1,048-1,367	43,704	43,704
Service Asst-Warehouse-stores	1.8	3	3	1,038-1,198	42,427	43,089
Totals, Nonuniformed	27.3	27	27	\$524,560	\$537,867	\$539,949
Motor Transport:						
Mgr-Trans Services	0.5	1	1	2,778-3,357	35,790	37,512
Prog Mgr-Supvry	2	2	2	2,529-3,052	73,248	73,248
Asst Equipt Engr	1	2	2	1,959-2,360	56,640	56,640
Staff Services Analyst-Gen	1	1	1	1,407-2,197	26,364	26,364
Auto Techn III	4	4	4	1,750-2,108	98,682	99,750
Auto Mechanic	7.7	8	8	1,666-2,002	174,982	175,392
Auto Techn II	3	3	3	1,596-1,921	69,156	69,156
Lead Auto Electrician	1	-	-	1,745-1,912	-	-
Auto Techn I	17.7	18	18	1,467-1,750	360,182	367,929
Office Techn-Typing	1	1	1	1,214-1,551	16,590	17,286
Sr Steno	1	1	1	1,236-1,512	15,900	16,572
Auto Techn Trainee	1	1	1	1,347-1,467	17,604	17,604
Maint Worker	0.6	1	1	1,194-1,401	14,688	15,260
Office Asst II-Typing	4	4	4	1,048-1,367	58,228	58,272
Totals, Nonuniformed	45.5	47	47	\$921,899	\$1,018,054	\$1,030,985
Telecommunications:						
Traffic Capt	1	1	1	3,236-3,894	43,590	45,666
Traffic Sgt	0.3	-	-	2,399-3,371	-	-
Telecomm Systems Mgr II	0.6	-	-	2,651-3,200	-	-
Telecomm Systems Mgr I	1	1	1	2,415-2,913	34,956	34,956
Assoc Govtl Prog Analyst	1	1	1	2,197-2,651	31,080	31,812
Telecomm Analyst II	5	5	5	2,197-2,651	140,766	146,052
Telecomm Analyst I	0.5	1	1	1,407-2,197	22,503	23,538
Materials & Stores Supvr II	1	1	1	1,591-2,098	22,944	22,944
Property Clk I	1	1	1	1,401-1,827	19,992	19,992
Sr Steno	1	1	1	1,236-1,512	17,448	17,448
Office Asst II-Typing	0.9	1	1	1,048-1,367	14,568	14,568
Steno	0.7	1	1	1,029-1,339	15,396	15,396
Office Asst I-Typing	-	1	1	976-1,126	12,156	12,546
Totals	14	15	15	\$363,793	\$375,399	\$384,918
Uniformed	1.3	1	1	48,750	43,590	45,666
Nonuniformed	12.7	14	14	315,043	331,809	339,252
Facilities:						
Staff Services Mgr I	1	1	1	2,415-2,913	34,956	34,956
Bus Service Off III	1.9	2	2	2,197-2,651	62,892	63,624
Utility Shops Supvr	2	2	2	2,051-2,472	54,024	54,024
Bus Service Off II	2.8	3	3	2,002-2,415	84,700	86,940
Maint Mechanic	10	10	10	1,868-2,251	246,120	246,120
Bus Service Off I	0.9	1	1	1,827-2,197	22,179	23,214
Bus Service Asst	0.8	-	-	1,523-1,827	-	-
Materials & Stores Supvr I	1	1	1	1,401-1,827	19,992	19,992
Drafting Aid II	0.7	1	1	1,371-1,630	19,560	19,560
Sr Steno	1	1	1	1,236-1,512	17,303	17,448
Office Asst II-Typing	1.8	2	2	1,048-1,367	30,240	30,240
Steno	0.5	-	-	1,029-1,339	-	-
Temporary Help	4.7	3.5	3.5	46,531	37,138	37,138
Totals, Nonuniformed	29.1	27.5	27.5	\$627,151	\$629,104	\$633,256
Totals, Administration	259.7	268	268	\$5,817,272	\$6,223,003	\$6,301,401
Uniformed	28.8	30	30	1,134,257	1,221,004	1,236,880
Nonuniformed	230.9	238	238	4,683,015	5,001,999	5,064,521
Field Operations						
Northern Division:						
Motor Carrier Specialist II	1	1	1	2,251-2,717	32,604	32,604
Motor Carrier Specialist I	6.1	7	7	1,868-2,251	184,298	187,375
Vehicle Inspection Specialist I	6.9	8	8	1,401-1,912	177,786	178,518
Communications Supvr I	3.9	4	4	1,583-1,900	88,306	90,340
Auto Techn I	14.4	16	16	1,467-1,750	324,116	328,352

2720 DEPARTMENT OF THE CALIFORNIA HIGHWAY PATROL—Continued

ORGANIZATIONAL UNIT Classification	NUMBER OF POSITIONS			EXPENDITURES		
	Filled 1983-84	Authorized 1984-85	Proposed 1985-86	Actual 1983-84	Estimated 1984-85	Proposed 1985-86
				SALARY RANGE		
Communications Opr II	27.7	32	32	1,394-1,652	599,921	615,921
Office Techn-Typing	1.3	2	2	1,214-1,551	32,050	32,661
Office Services Supvr I-Typing	8.6	9	9	1,214-1,551	148,699	150,942
Sr Steno	5.8	5	5	1,236-1,512	84,624	85,188
Maint Worker	2.1	1	1	1,194-1,401	15,456	16,104
Office Asst II-Typing	10.6	11	11	1,048-1,367	156,273	157,570
Steno	4.5	5	5	1,029-1,339	73,284	73,776
Janitor	13.9	15.3	15.3	1,038-1,294	213,218	216,163
Office Asst I-Typing	-	1	1	976-1,126	12,156	12,546
Totals, Nonuniformed	106.8	117.3	117.3	\$1,866,940	\$2,142,791	\$2,178,060
Northern Division:						
Dep Chief	1	1	1	4,076-4,915	58,980	58,980
Asst Chief	2	2	2	3,717-4,476	107,424	107,424
Traffic Capt	6	6	6	3,236-3,894	272,248	276,278
Traffic Sgt	42.5	44	44	2,399-3,371	1,508,539	1,518,123
Traffic Lieut-Managerial	1.9	9	9	2,745-3,295	352,134	354,108
Traffic Lieut-Supvry	9.9	2	2	2,745-3,295	76,899	78,639
Traffic Off	327.3	332	332	2,017-2,954	9,586,957	9,604,823
Totals, Uniformed	390.6	396	396	\$11,237,905	\$11,963,181	\$11,998,380
Valley Division:						
Motor Carrier Specialist III	0.3	1	1	2,591-3,128	34,554	36,231
Motor Carrier Specialist II	1.8	1	1	2,251-2,717	32,604	32,604
Motor Carrier Specialist I	11.9	13	13	1,868-2,251	342,874	345,068
Transp Safety Coordinator	1	1	1	1,745-2,098	25,176	25,176
Auto Techn II	1	1	1	1,596-1,921	23,052	23,052
Vehicle Inspection Specialist I	-	1	1	1,401-1,912	17,178	17,910
Communications Supvr I	5.7	6	6	1,583-1,900	135,940	136,800
Office Services Supvr II-Gen	4	4	4	1,358-1,768	76,908	77,328
Auto Techn I	20.2	21	21	1,467-1,750	440,384	441,000
Communications Opr II	43.2	48	48	1,394-1,652	920,584	934,229
Office Services Supvr I-Typing	6.1	6	6	1,214-1,551	101,202	102,336
Office Techn-Typing	1.3	2	2	1,214-1,551	32,166	33,156
Office Services Supvr I-Gen	1	1	1	1,214-1,551	15,316	15,940
Secty	1.9	2	2	1,236-1,512	32,797	33,460
Sr Steno	6.8	6	6	1,236-1,512	104,688	104,688
Communications Opr I	5.4	5	5	1,239-1,455	87,178	87,300
Maint Worker	4.5	4.8	4.8	1,194-1,401	77,303	78,609
Office Asst II-Typing	29.1	34	34	1,048-1,367	489,787	492,296
Steno	6.7	5.8	5.8	1,029-1,339	86,721	87,177
Office Asst II-Gen	0.7	1	1	1,048-1,309	13,698	14,172
Janitor	15.1	18.3	18.3	1,038-1,294	253,192	256,293
Office Asst I-Typing	0.5	1.5	1.5	976-1,126	18,598	19,198
Totals, Nonuniformed	168.2	184.4	184.4	\$2,936,011	\$3,361,900	\$3,394,023
Valley Division:						
Dep Chief	1	1	1	4,076-4,915	58,980	58,980
Asst Chief	2.1	2	2	3,717-4,476	98,316	100,440
Traffic Capt	8.1	8	8	3,236-3,894	359,528	366,525
Traffic Sgt	66.6	66	66	2,399-3,371	2,266,326	2,274,185
Traffic Lieut-Managerial	2	10	10	2,745-3,295	395,400	395,400
Traffic Lieut-Supvry	18.2	10	10	2,745-3,295	390,875	394,812
Traffic Off	571	583	583	2,017-2,954	16,851,649	16,886,569
Totals, Uniformed	669	680	680	\$19,199,018	\$20,420,804	\$20,476,911
Golden Gate Division:						
Motor Carrier Specialist III	0.9	1	1	2,591-3,128	35,382	37,101
Motor Carrier Specialist II	1.6	2	2	2,251-2,717	61,484	62,863
Motor Carrier Specialist I	21	24	24	1,868-2,251	603,936	618,218
Communications Supvr II	0.3	1	1	1,814-2,181	24,236	25,388
Transp Safety Coordinator	4	4	4	1,745-2,098	99,372	100,512
Auto Techn II	3	3	3	1,596-1,921	66,642	67,614
Vehicle Inspection Specialist I ¹	14.9	36	36	1,401-1,912	467,012	685,648
Communications Supvr I	8.4	8	8	1,583-1,900	182,056	182,400
Office Services Supvr II-Gen	9.1	10	10	1,358-1,768	191,490	193,135
Auto Techn I	14.4	15	15	1,467-1,750	303,859	307,535
Communications Opr II	58	64	64	1,394-1,652	1,207,464	1,235,450
Office Techn-Typing	0.4	-	-	1,214-1,551	-	-
Office Services Supvr I-Typing	2	2	2	1,214-1,551	34,200	34,200
Sr Steno	4	5	5	1,236-1,512	82,890	84,480
Secty	2.9	4	4	1,236-1,512	67,760	69,143
Auto Techn Trainee	0.8	1	1	1,347-1,467	17,064	17,604
Communications Opr I	20.1	22	22	1,239-1,455	357,219	367,551
Platform Scales Opr	1	1	1	1,198-1,407	16,884	16,884
Maint Worker	4.2	5	5	1,194-1,401	78,915	80,696
Office Asst II-Typing ²	54.4	60.5	60.5	1,048-1,367	815,976	858,973
Steno	8.7	10	10	1,029-1,339	145,963	147,246
Janitor ³	15.2	18.5	18.5	1,038-1,294	240,711	258,925
Office Asst I-Typing	-	2	2	976-1,126	24,312	25,092
Totals, Nonuniformed	249.3	299	299	\$4,322,466	\$5,124,827	\$5,476,658
Golden Gate Division:						
Dep Chief	1	1	1	4,076-4,915	58,980	58,980
Asst Chief	3	3	3	3,717-4,476	155,528	159,126
Traffic Capt	10.6	10	10	3,236-3,894	443,131	455,466

2720 DEPARTMENT OF THE CALIFORNIA HIGHWAY PATROL—Continued

ORGANIZATIONAL UNIT	NUMBER OF POSITIONS			EXPENDITURES		
	Classification	Filled 1983-84	Authorized 1984-85	Proposed 1985-86	Actual 1983-84	Estimated 1984-85
					SALARY RANGE	
Traffic Sgt	87.9	87	87	2,399-3,371	2,970,577	2,996,264
Traffic Lieut-Supvry ⁴	26.4	26.3	26	2,745-3,295	1,007,677	1,014,555
Traffic Off	804.7	823	823	2,017-2,954	23,120,484	23,416,704
Totals, Uniformed	933.6	950.3	950	\$25,868,128	\$27,756,377	\$28,101,095
Central Division:						
Motor Carrier Specialist III	1	1	1	2,591-3,128	33,756	35,382
Motor Carrier Specialist II	1	1	1	2,251-2,717	32,604	32,604
Motor Carrier Specialist I	16.3	18	18	1,868-2,251	463,418	472,602
Auto Techn II	1	1	1	1,596-1,921	23,052	23,052
Vehicle Inspection Specialist I	15.4	19	19	1,401-1,912	396,110	405,125
Communications Supvr I	4	4	4	1,583-1,900	91,028	91,200
Office Services Supvr II-Gen	3	3	3	1,358-1,768	57,996	57,996
Auto Techn I	13.2	12.5	12.5	1,467-1,750	253,481	257,893
Communications Opr II	30.4	35	35	1,394-1,652	656,931	673,979
Office Services Supvr I-Gen	1	1	1	1,214-1,551	17,100	17,100
Office Techn-Typing	0.9	1	1	1,214-1,551	15,074	15,659
Office Services Supvr I-Typing	4.2	5	5	1,214-1,551	83,382	83,961
Sr Steno	5.9	6	6	1,236-1,512	101,612	103,688
Communications Opr I	3.1	2	2	1,239-1,455	32,928	33,516
Maint Worker	2.8	3	3	1,194-1,401	47,874	49,163
Office Asst II-Typing	20.2	20.3	20.3	1,048-1,367	291,306	294,163
Steno	7.8	7.5	7.5	1,029-1,339	113,835	115,235
Office Asst II-Gen	1	1	1	1,048-1,309	14,568	14,568
TWX Opr	0.9	1	1	1,126-1,309	13,812	14,304
Janitor	9	10.8	10.8	1,038-1,294	150,302	152,055
Office Asst I-Typing	-	1.3	1.3	976-1,126	15,195	15,683
Totals, Nonuniformed	142.1	154.4	154.4	\$2,541,810	\$2,905,364	\$2,958,928
Central Division:						
Dep Chief	1	1	1	4,076-4,915	58,980	58,980
Asst Chief	1.9	2	2	3,717-4,476	107,223	107,424
Traffic Capt	5.7	6	6	3,236-3,894	268,181	274,253
Traffic Sgt	56.9	57	57	2,399-3,371	1,947,260	1,963,118
Traffic Lieut-Supvry	15.5	11	11	2,745-3,295	425,342	433,029
Traffic Lieut-Managerial	1.2	6	6	2,745-3,295	237,240	237,240
Traffic Off	468.5	474	474	2,017-2,954	13,605,936	13,663,766
Totals, Uniformed	550.7	557	557	\$15,652,860	\$16,650,162	\$16,737,810
Southern Division:						
Motor Carrier Specialist III	1	1	1	2,591-3,128	37,536	37,536
Staff Services Mgr I	0.6	1	1	2,415-2,913	32,701	34,281
Motor Carrier Specialist II	2	2	2	2,251-2,717	63,696	65,208
Assoc Systems Software Specialist	1	1	1	2,197-2,651	31,812	31,812
Motor Carrier Specialist I	25.9	28	28	1,868-2,251	716,804	734,955
Communications Supvr II	5	5	5	1,814-2,181	124,980	130,860
Transp Safety Coordinator	1	1	1	1,745-2,098	25,176	25,176
DP Techn Supvr I	2	2	2	1,745-2,098	49,488	50,352
Auto Techn II	1	1	1	1,596-1,921	23,052	23,052
Vehicle Inspection Specialist I	12.4	18	18	1,401-1,912	338,412	352,422
Communications Supvr I	9.5	10	10	1,583-1,900	221,912	227,484
Motorcycle Mechanic	2	2	2	1,666-1,827	43,848	43,848
Office Services Supvr II-Gen	6	6	6	1,358-1,768	116,532	116,712
Auto Techn I	15.7	16	16	1,467-1,750	329,083	333,075
Communications Opr II	57.5	63	63	1,394-1,652	1,191,177	1,219,960
Office Services Supvr I-Typing	5.8	6	6	1,214-1,551	98,026	100,792
Office Techn-Typing	1	1	1	1,214-1,551	15,561	16,230
Office Techn-Gen	1	1	1	1,214-1,551	17,100	17,100
Secty	0.4	1	1	1,236-1,512	14,832	15,396
Sr Steno	1	1	1	1,236-1,512	17,448	17,448
Communications Opr I	44.9	50	50	1,239-1,455	841,843	855,250
Maint Worker	5.2	4.8	4.8	1,194-1,401	76,825	78,290
Office Asst II-Typing	60.5	62.9	62.9	1,048-1,367	910,589	911,402
Steno	12.1	15	15	1,029-1,339	218,568	219,804
TWX Opr	1.8	1	1	1,126-1,309	15,316	15,708
Janitor	12.8	15.6	15.6	1,038-1,294	216,430	218,915
Office Asst I-Typing	-	3.1	3.1	976-1,126	36,468	37,639
Totals, Nonuniformed	289.1	319.4	319.4	\$5,008,476	\$5,825,215	\$5,930,707
Southern Division:						
Dep Chief	1	1	1	4,076-4,915	58,980	58,980
Asst Chief	3	3	3	3,717-4,476	154,123	158,925
Traffic Capt	11	11	11	3,236-3,894	495,111	506,622
Traffic Sgt	92.5	92	92	2,399-3,371	3,099,487	3,158,361
Traffic Lieut-Supvry	29	28	28	2,745-3,295	1,081,269	1,099,777
Traffic Lieut-Managerial	0.4	2	2	2,745-3,295	79,080	79,080
Traffic Off	831.1	895	895	2,017-2,954	24,805,335	25,279,410
Totals, Uniformed	968	1032	1032	\$26,453,470	\$29,773,385	\$30,341,155
Border Division:						
Motor Carrier Specialist III	1	1	1	2,591-3,128	34,692	36,376
Motor Carrier Specialist II	1	1	1	2,251-2,717	31,596	32,604
Motor Carrier Specialist I	14.6	16	16	1,868-2,251	413,128	422,641
Transp Safety Coordinator	3	3	3	1,745-2,098	75,528	75,528
Auto Techn II	2.5	3	3	1,596-1,921	68,640	69,156
Vehicle Inspection Specialist I	26.7	28	28	1,401-1,912	594,982	607,233

2720 DEPARTMENT OF THE CALIFORNIA HIGHWAY PATROL—Continued

ORGANIZATIONAL UNIT Classification	NUMBER OF POSITIONS			EXPENDITURES		
	Filled 1983-84	Authorized 1984-85	Proposed 1985-86	Actual 1983-84	Estimated 1984-85	Proposed 1985-86
				SALARY RANGE		
Communications Supvr I	6	6	6	1,583-1,900	136,456	136,800
Office Services Supvr II-Gen	6.8	7	7	1,358-1,768	133,537	135,009
Auto Techn I	13	12	12	1,467-1,750	248,739	251,262
Communications Opr II	39.7	44.5	44.5	1,394-1,652	849,666	865,562
Office Techn-Typing	0.9	1	1	1,214-1,551	15,434	16,019
Office Services Supvr I-Typing	2	2	2	1,214-1,551	33,504	34,200
Office Services Supvr I-Gen	1	1	1	1,214-1,551	17,100	17,100
Sr Steno	2.8	3	3	1,236-1,512	51,468	52,167
Communications Opr I	8.7	8.5	8.5	1,239-1,455	143,405	146,473
Maint Worker	6.6	7	7	1,194-1,401	112,908	114,744
Office Asst II-Typing	36.3	37	37	1,048-1,367	521,175	527,183
Steno	10.7	11.8	11.8	1,029-1,339	174,348	177,092
TWX Opr	3	3	3	1,126-1,309	47,124	47,124
Janitor	10.4	11.5	11.5	1,038-1,294	162,249	163,553
Office Asst I-Typing	-	2.5	2.5	976-1,126	30,390	31,365
Totals, Nonuniformed	196.7	209.8	209.8	\$3,473,397	\$3,896,069	\$3,959,191
Border Division:						
Dep Chief	1	1	1	4,076-4,915	58,980	58,980
Asst Chief	2.2	2	2	3,717-4,476	98,316	100,440
Traffic Capt	9	9	9	3,236-3,894	411,178	416,481
Traffic Sgt	70.6	71	71	2,399-3,371	2,399,666	2,428,159
Traffic Lieut-Supvry	20.8	19	19	2,745-3,295	728,576	738,723
Traffic Lieut-Managerial	0.2	1	1	2,745-3,295	37,923	39,540
Traffic Off	640.9	681	681	2,017-2,954	19,084,920	19,347,967
Totals, Uniformed	744.7	784	784	\$20,606,920	\$22,819,559	\$23,130,290
Coastal Division:						
Motor Carrier Specialist II	1	1	1	2,251-2,717	32,604	32,604
Motor Carrier Specialist I	7	7	7	1,868-2,251	182,152	184,482
Vehicle Inspection Specialist I	8.3	19	19	1,401-1,912	297,288	358,528
Communications Supvr I	2.7	3	3	1,583-1,900	66,704	67,712
Office Services Supvr II-Gen	2.4	3	3	1,358-1,768	54,825	56,346
Auto Techn I	12.9	13	13	1,467-1,750	265,204	267,689
Communications Opr II	31	35	35	1,394-1,652	660,294	673,756
Office Services Supvr I-Typing	7.3	8	8	1,214-1,551	129,055	131,479
Sr Steno	1	1	1	1,236-1,512	17,448	17,448
Communications Opr I	1.3	1	1	1,239-1,455	17,460	17,460
Office Asst II-Typing	22.2	23.6	23.6	1,048-1,367	333,538	337,963
Steno	6	6	6	1,029-1,339	91,812	92,376
Janitor	11.2	13.9	13.9	1,038-1,294	186,641	193,391
Office Asst I-Typing	0.2	2	2	976-1,126	24,312	25,092
Totals, Nonuniformed	114.5	136.5	136.5	\$1,958,292	\$2,359,317	\$2,456,326
Coastal Division:						
Dep Chief	1	1	1	4,076-4,915	58,980	58,980
Asst Chief	2	2	2	3,717-4,476	107,424	107,424
Traffic Capt	6	6	6	3,236-3,894	272,919	277,013
Traffic Sgt	45	42	42	2,399-3,371	1,427,992	1,438,119
Traffic Lieut-Supvry	13.9	11	11	2,745-3,295	424,542	429,447
Traffic Lieut-Managerial	0.8	4	4	2,745-3,295	157,189	158,160
Traffic Off	373.8	390	390	2,017-2,954	10,900,115	11,030,129
Totals, Uniformed	442.5	456	456	\$12,347,890	\$13,349,161	\$13,499,272
Inland Division:						
Motor Carrier Specialist III	0.5	1	1	2,591-3,128	34,968	36,666
Motor Carrier Specialist II	1.3	1	1	2,251-2,717	30,497	31,974
Motor Carrier Specialist I	10	12	12	1,868-2,251	303,758	309,787
Communications Supvr I	3	3	3	1,583-1,900	68,314	68,400
Office Services Supvr II-General	2.9	3	3	1,358-1,768	53,616	55,074
Auto Techn I	13.8	14	14	1,467-1,750	285,694	289,933
Communications Opr II	24.4	26	26	1,394-1,652	494,015	506,111
Office Services Supvr I-Typing	4	5	5	1,214-1,551	82,348	83,547
Office Techn-Typing	1	1	1	1,214-1,551	17,100	17,100
Sr Steno	4.3	4	4	1,236-1,512	67,984	69,379
Communications Opr I	4.9	5	5	1,239-1,455	83,264	85,297
Maint Worker	2	2	2	1,194-1,401	33,447	33,624
Office Asst II-Typing	20.9	23.1	23.1	1,048-1,367	330,413	332,701
Steno	7.1	7	7	1,029-1,339	104,223	105,793
Janitor	12.5	14.3	14.3	1,038-1,294	199,793	201,631
Office Asst I-Typing	-	10.3	10.3	976-1,126	124,599	128,597
Totals, Nonuniformed	112.6	131.7	131.7	\$1,922,291	\$2,314,033	\$2,355,614
Inland Division:						
Dep Chief	1	1	1	4,076-4,915	58,980	58,980
Asst Chief	2	2	2	3,717-4,476	100,809	105,615
Traffic Capt	5.8	6	6	3,236-3,894	269,712	274,937
Traffic Sgt	51	54.5	51.5	2,399-3,371	1,720,725	1,761,615
Traffic Lieut-Supvry	14	10	10	2,745-3,295	388,897	393,342
Traffic Lieut-Managerial	1	5	5	2,745-3,295	197,700	197,700
Traffic Off	424.8	674	654	2,017-2,954	20,251,597	20,303,882
Totals, Uniformed	499.6	752.5	729.5	\$13,997,287	\$22,988,420	\$23,096,071
Overtime	-	-	-	11,935,280	15,394,060	13,720,946
Regular	-	-	-	(11,935,280)	(12,206,946)	(12,206,946)
DUI	-	-	-	-	(1,000,000)	(1,000,000)
AB 202	-	-	-	-	(514,000)	(514,000)

2720 DEPARTMENT OF THE CALIFORNIA HIGHWAY PATROL—Continued

ORGANIZATIONAL UNIT	NUMBER OF POSITIONS			EXPENDITURES		
	Filled 1983-84	Authorized 1984-85	Proposed 1985-86	Actual 1983-84	Estimated 1984-85	Proposed 1985-86
SALARY RANGE						
Other	-	-	-	-	(1,673,114)	-
Temporary Help	32.1	34.5	34.5	383,565	438,247	438,247
Night Shift	-	-	-	173,373	98,865	98,865
Motorcycle Skill Pay ⁷	-	-	-	-	7,740	1,548
Nonuniformed Overtime	-	-	-	-	114,000	114,000
Totals, Field Operations	6,610.1	7,194.8	7,171.5	\$181,885,379	\$209,703,477	\$210,464,097
Uniformed	5,198.7	5,607.8	5,584.5	157,298,758	181,122,849	181,103,478
Nonuniformed	1,411.4	1,587	1,587	24,586,621	28,580,628	29,360,619
Planning And Analysis						
Division Chief Office:						
Dep Chief	1	1	1	4,076-4,915	58,084	58,980
Asst Chief	1	1	1	3,717-4,476	50,504	52,908
Research Manager III-Soc-Behavioral	0.7	-	-	2,913-3,518	-	-
Traffic Sgt	0.9	1	1	2,399-3,371	34,293	34,488
Traffic Lieut-Supvry ⁸	0.8	1	0.4	2,745-3,295	39,540	16,475
Assoc Govtl Prog Analyst ⁹	0.8	2	2	2,197-2,651	63,624	26,510
Secty	1	1	1	1,236-1,512	17,448	17,448
Totals	6.2	7	6.4	\$234,220	\$263,493	\$206,809
Uniformed	3.7	4	3.4	160,412	182,421	162,851
Nonuniformed	2.5	3	3	73,808	81,072	43,958
Operational Planning:						
Traffic Capt	1	1	1	3,236-3,894	46,728	46,728
Traffic Sgt	2.7	4	4	2,399-3,371	130,548	134,481
Traffic Lieut-Supvry	1.6	2	2	2,745-3,295	73,467	76,887
Traffic Off	3.8	5	5	2,017-2,954	144,480	144,480
Research Manager I-Gen	1	1	1	2,415-2,913	34,956	34,956
Assoc Govtl Prog Analyst	1.8	2	2	2,197-2,651	59,236	60,568
Research Analyst I-Gen	0.9	1	1	1,407-2,197	16,884	17,604
Office Services Supvr I-Typing	0.6	1	1	1,214-1,551	17,100	17,100
Office Asst II-Typing	1.6	2	2	1,048-1,367	28,832	29,468
Steno	1.9	2	2	1,029-1,339	27,852	28,554
Totals	16.9	21	21	\$452,269	\$580,083	\$590,826
Uniformed	9.1	12	12	286,722	395,223	402,576
Nonuniformed	7.8	9	9	165,547	184,860	188,250
Management Information:						
Traffic Sgt	2	2	2	2,399-3,371	66,324	67,815
Traffic Lieut-Managerial	0.9	1	1	2,745-3,295	39,540	39,540
Assoc Govtl Prog Analyst	0.8	1	1	2,197-2,651	28,756	30,120
Staff Services Analyst-Gen	3.3	4	4	1,407-2,197	94,290	98,327
Mgt Services Techn	0.8	-	-	1,177-1,565	-	-
Sr Steno	1	1	1	1,236-1,512	17,448	17,448
Statistical Clk	1	1	1	1,214-1,425	17,100	17,100
Office Asst II-Typing	0.2	-	-	1,048-1,367	-	-
Steno	1	1	1	1,029-1,339	15,396	15,396
Calculating Mach Opr	1.4	1	1	1,126-1,309	15,708	15,708
Totals	12.4	12	12	\$282,547	\$294,562	\$301,454
Uniformed	2.9	3	3	95,749	105,864	107,355
Nonuniformed	9.5	9	9	186,798	188,698	194,099
Long Range Planning:						
Traffic Capt	1	1	1	3,236-3,894	43,083	45,135
Traffic Sgt	1	1	1	2,399-3,371	32,311	33,773
Traffic Lieut-Supvry	2.1	2	2	2,745-3,295	76,204	77,904
Traffic Off	1.4	2	2	2,017-2,954	57,792	57,792
Research Mgr I-Gen	1	1	1	2,415-2,913	34,956	34,956
Research Analyst II-Gen	1.2	1	1	2,197-2,651	29,892	31,324
Assoc Govtl Prog Analyst	1.7	2	2	2,197-2,651	54,848	57,512
Staff Services Analyst-Gen ¹⁰	2.2	3	2	1,407-2,197	47,385	41,952
Office Services Supvr I-Typing	1	1	1	1,214-1,551	17,100	17,100
Office Asst II-Typing	0.9	1	1	1,048-1,367	14,568	14,568
Steno	1.3	1	1	1,029-1,339	15,302	15,396
Totals	14.8	16	15	\$381,038	\$423,441	\$427,412
Uniformed	5.5	6	6	181,321	209,390	214,604
Nonuniformed	9.3	10	9	199,717	214,051	212,808
Electronic Data Processing:						
DP Mgr IV	1	1	1	3,200-3,869	46,428	46,428
DP Mgr III	1	1	1	2,913-3,518	42,216	42,216
D P Mgr II	2	2	2	2,651-3,200	76,800	76,800
Staff Programmer Analyst	0.2	1	1	2,415-2,913	32,066	33,606
DP Mgr I	3	3	3	2,415-2,913	104,868	104,868
Systems Software Specialist I	1	1	1	2,415-2,913	34,956	34,956
Assoc Systems Software Specialist	1	1	1	2,197-2,651	30,348	31,812
Assoc Programmer Analyst	9	9	9	2,197-2,651	271,824	287,784
Programmer II ¹¹	6.5	7	6	1,827-2,197	169,812	153,405
Key Data Supvr IV	1	1	1	1,827-2,197	26,364	26,364
Staff Services Analyst-Gen	1	1	1	1,407-2,197	26,364	26,364
Computer Equipt Techn Supvr	0.8	1	1	1,786-2,150	24,428	25,602
Computer Operations Supvr II	-	1	1	2,098-2,529	26,470	27,748
Computer Operations Supvr I	2	1	1	1,745-2,098	25,176	25,176
DP Techn Supvr I	1	1	1	1,745-2,098	25,176	25,176
Sr Computer Equipt Techn	1	1	1	1,786-1,959	22,252	23,326

2720 DEPARTMENT OF THE CALIFORNIA HIGHWAY PATROL—Continued

ORGANIZATIONAL UNIT	NUMBER OF POSITIONS			EXPENDITURES			
	Classification	Filled 1983-84	Authorized 1984-85	Proposed 1985-86	Actual 1983-84	Estimated 1984-85	Proposed 1985-86
				SALARY RANGE			
Supvng Prog Techn III-Traffic Recds	1	1	1	1,544-1,854	21,388	22,248	
Programmer I	1.7	2	2	1,407-1,827	39,040	40,904	
Computer Equipt Techn	1	1	1	1,557-1,786	19,414	20,320	
Sr Computer Opr	5.6	6	6	1,462-1,745	117,272	132,216	
Supvng Prog Techn II-Traffic Record	2.8	3	3	1,358-1,611	55,219	56,701	
Key Data Supvr II	2	2	2	1,358-1,611	38,664	38,664	
Office Services Supvr I-Typing	0.7	1	1	1,214-1,551	17,042	17,100	
Office Services Supvr I-Cen	2.8	3	3	1,214-1,551	49,813	50,590	
Office Techn-Typing	0.5	1	1	1,214-1,551	14,660	15,218	
Computer Opr	2.8	3	3	1,198-1,523	47,931	50,041	
DP Techn	0.8	1	1	1,198-1,523	16,810	17,527	
Key Data Supvr I	4.8	5	5	1,260-1,486	86,082	87,036	
Prog Techn II-Traffic Records	8	9	9	1,214-1,425	148,546	149,940	
Computer Equipt Techn Trainee	1	2	2	1,269-1,376	32,356	33,024	
Office Asst II-Typing	3.5	3	3	1,048-1,367	43,352	43,704	
Prog Techn I-Traffic Records	7.4	6	6	1,126-1,309	93,562	94,248	
Office Asst II-Cen	17.1	18	18	1,048-1,309	257,999	260,201	
Key Data Opr	24.9	26	26	976-1,309	402,104	403,675	
Prog Techn Trainee-Cen	2.4	4	4	1,048-1,214	53,780	55,040	
Totals, Nonuniformed	122.3	130	129	\$2,315,087	\$2,540,582	\$2,580,028	
Fatal Accident Reporting:							
Supvng Prog Techn II-Traffic Record	1	1	1	1,358-1,611	18,027	18,792	
Prog Techn II-Traffic Records	4	4	4	1,214-1,425	67,704	68,400	
Totals, Nonuniformed	5	5	5	\$83,924	\$85,731	\$87,192	
Night Shift	-	-	-	765	13,481	13,481	
Temporary Help	8.7	5.5	5.5	99,303	66,876	66,876	
Totals, Planning and Analysis	186.3	196.5	193.9	\$3,849,153	\$4,268,249	\$4,274,078	
Uniformed	21.2	25	24.4	724,204	892,898	887,386	
Nonuniformed	165.1	171.5	169.5	3,124,949	3,375,351	3,386,692	
Enforcement Services							
Division Chief Office:							
Dep Chief	1	1	1	4,076-4,915	58,980	58,980	
Asst Chief	1	1	1	3,717-4,476	53,712	53,712	
Traffic Lieut-Supvry	1	1	1	2,745-3,295	39,540	39,540	
Exec Secty I	0.8	1	1	1,389-1,653	19,836	19,836	
Totals	3.8	4	4	\$159,300	\$172,068	\$172,068	
Uniformed	3	3	3	144,175	152,232	152,232	
Nonuniformed	0.8	1	1	15,125	19,836	19,836	
Motor Carrier Section:							
Traffic Sgt	1	1	1	2,399-3,371	33,581	34,423	
Motor Carrier Specialist III	1	1	1	2,591-3,128	37,536	37,536	
Motor Carrier Specialist II	4	5	5	2,251-2,717	151,758	156,867	
Staff Services Analyst-Cen	0.8	1	1	1,407-2,197	23,844	24,984	
Transp Safety Coordinator	1	1	1	1,745-2,098	25,176	25,176	
Office Techn-Typing	1	1	1	1,214-1,551	14,936	15,512	
Office Asst II-Typing	1.7	2	2	1,048-1,367	29,136	29,136	
Totals	10.5	12	12	\$265,310	\$315,967	\$323,634	
Uniformed	1	1	1	30,060	33,581	34,423	
Nonuniformed	9.5	11	11	235,250	282,386	289,211	
Commercial And Technical Services Section:							
Traffic Capt	1	1	1	3,236-3,894	46,728	46,728	
Chief Auto Equipt Strds Sect	1	1	1	3,128-3,780	45,360	45,360	
Traffic Sgt	3.3	3	3	2,399-3,371	99,502	102,167	
Traffic Lieut-Supvry	1.7	1	1	2,745-3,295	39,540	39,540	
Traffic Off	0.8	-	-	2,017-2,954	-	-	
Assoc Auto Equipt Stds Engr	0.7	1	1	2,360-2,845	28,320	29,664	
Staff Services Analyst-Cen	1	1	1	1,407-2,197	25,869	26,364	
Office Techn-Typing	1	1	1	1,214-1,551	16,636	17,100	
Sr Steno	1	1	1	1,236-1,512	17,448	17,448	
Office Asst II-Typing	1.2	1	1	1,048-1,367	14,568	14,568	
Totals	12.7	11	11	\$369,527	\$333,971	\$338,939	
Uniformed	6.8	5	5	228,069	183,770	188,435	
Nonuniformed	5.9	6	6	141,458	148,201	150,504	
Administrative Law Section:							
Staff Services Mgr I	1	1	1	2,415-2,913	34,956	34,956	
Assoc Covtl Prog Analyst	0.8	1	1	2,197-2,651	31,812	31,812	
Office Techn-Typing	1	1	1	1,214-1,551	17,042	17,100	
Sr Word Processing Techn	1	1	1	1,260-1,486	17,832	17,832	
Office Asst II-Typing	1.9	2	2	1,048-1,367	29,136	29,136	
Word Processing Techn	1	1	1	1,048-1,309	15,708	15,708	
Totals, Nonuniformed	6.7	7	7	\$127,197	\$146,486	\$146,544	
Investigative Services Section:							
Traffic Capt	1	1	1	3,236-3,894	42,745	44,781	
Traffic Sgt	1	1	1	2,399-3,371	33,327	34,293	
Traffic Lieut-Supvry	0.8	-	-	2,745-3,295	-	-	
Traffic Off	3.3	4	4	2,017-2,954	115,584	115,584	
Secty	1	1	1	1,236-1,512	17,448	17,448	
Office Asst II-Typing	2	2	2	1,048-1,367	28,380	28,872	
Totals	9.1	9	9	\$227,308	\$237,484	\$240,978	
Uniformed	6.1	6	6	183,276	191,656	194,658	
Nonuniformed	3	3	3	44,032	45,828	46,320	

2720 DEPARTMENT OF THE CALIFORNIA HIGHWAY PATROL—Continued

ORGANIZATIONAL UNIT Classification	NUMBER OF POSITIONS			EXPENDITURES		
	Filled 1983-84	Authorized 1984-85	Proposed 1985-86	Actual 1983-84	Estimated 1984-85	Proposed 1985-86
Air Operation Section:				SALARY RANGE		
Traffic Capt	1	1	1	3,236-3,894	46,728	46,728
Traffic Sgt	2	2	2	2,399-3,371	79,845	80,828
Traffic Lieut-Supvry	1	1	1	2,745-3,295	39,393	39,540
Traffic Off	1	2	2	2,017-2,954	67,752	67,752
Office Techn-Typing	1	1	1	1,214-1,551	17,100	17,100
Office Asst II-Typing	0.5	0.5	0.5	1,048-1,367	7,064	7,284
Temporary Help	0.3	1	1	3,192	12,359	12,359
Totals	6.8	8.5	8.5	\$211,185	\$270,241	\$271,591
Uniformed	5	6	6	185,275	233,718	234,848
Nonuniformed	1.8	2.5	2.5	25,910	36,523	36,743
Totals, Enforcement Services	49.6	51.5	51.5	\$1,359,827	\$1,476,217	\$1,493,754
Uniformed	21.9	21	21	770,855	796,957	804,596
Nonuniformed	27.7	30.5	30.5	588,972	679,260	689,158
Personnel & Training						
Administration:						
Dep Chief	1	1	1	4,076-4,915	58,980	58,980
Asst Chief	0.8	1	1	3,717-4,476	53,712	53,712
Traffic Sgt	1.2	1	1	2,399-3,371	31,488	32,946
Traffic Lieut-Supvry	2.6	2	2	2,745-3,295	78,198	79,080
Traffic Off	0.2	-	-	2,017-2,954	-	-
Adm Asst II	0.3	1	1	2,197-2,651	28,084	29,436
Trng Off I	0.6	-	-	2,197-2,651	-	-
Admin Asst I	0.7	-	-	1,827-2,303	-	-
Staff Services Analyst-Gen	0.1	-	-	1,407-2,197	-	-
Secty	2.4	2	2	1,236-1,512	34,896	34,896
Office Asst II-Typing	0.6	0.5	0.5	1,048-1,367	7,560	7,560
Totals	10.5	8.5	8.5	\$318,681	\$292,918	\$296,610
Uniformed	5.8	5	5	227,053	222,378	224,718
Nonuniformed	4.7	3.5	3.5	91,628	70,540	71,892
Academy:						
Physician & Surgeon-Intermittent	0.4	0.3	0.3	4,156-5,429	19,738	19,738
Traffic Capt	1	1	1	3,236-3,894	46,728	46,728
Traffic Sgt	14.7	15	15	2,399-3,371	508,625	515,516
Traffic Lieut-Supvry	2.7	3	3	2,745-3,295	116,292	118,179
Bus Mgr II	1	1	1	2,450-2,954	35,448	35,448
Traffic Off	28.5	29	29	2,017-2,954	842,628	842,628
Graphic Services Supvr	1	1	1	2,415-2,913	34,956	34,956
Chief - Plant Operation I	1	1	1	2,230-2,691	32,292	32,292
Audio-Visual Specialist	1	1	1	2,197-2,651	31,752	31,812
Assoc Govtl Prog Analyst	0.5	1	1	2,197-2,651	27,000	28,308
Trng Off I	0.3	1	1	2,197-2,651	27,530	28,868
Television Specialist	1	1	1	2,197-2,651	30,714	31,812
Instructor-Emergency Med Treatment	1	1	1	2,051-2,472	29,664	29,664
Utility Shops Supvr	0.2	-	-	2,051-2,472	-	-
Stationary Engr	1.9	2	2	1,931-2,361	51,504	51,504
Electrician I	1	1	1	1,868-2,251	24,612	24,612
Plumber 1	1	1	1	1,868-2,251	24,612	24,612
Maint Mechanic	1	1	1	1,868-2,251	24,612	24,612
Slide Tape Production Techn	1	1	1	1,827-2,197	26,364	26,364
Staff Services Analyst-Gen	1.3	-	-	1,407-2,197	-	-
Television Asst ¹²	1	2	2	1,827-2,197	44,868	35,136
Painter 1	2	2	2	1,786-2,150	45,924	47,016
Carpenter 1	1	1	1	1,786-2,150	23,508	23,508
Supvng Groundskeeper 1	1	1	1	1,591-2,098	22,944	22,944
Lead Auto Mechanic	1	1	1	1,745-2,098	22,944	22,944
Supvng Cook II	1	1	1	1,557-2,051	22,416	22,416
Auto Mechanic	1	1	1	1,666-2,002	21,924	21,924
Graphic Artist	1	1	1	1,630-1,959	23,326	23,508
Gunsmith	2	2	2	1,786-1,959	47,016	47,016
Audio-Visual Equipmt Techn	1	1	1	1,786-1,959	23,508	23,508
Lead Motorcycle Mechanic	0.9	1	1	1,745-1,912	22,944	22,944
Bldg & Maint Worker	1	1	1	1,557-1,868	20,472	20,472
Materials & Stores Supvr I	1	1	1	1,401-1,827	19,992	19,992
Photographer	0.9	1	1	1,523-1,827	19,024	19,917
Auto Equipmt Opr I	1	1	1	1,523-1,827	19,992	19,992
Motorcycle Mechanic	1.1	1	1	1,666-1,827	21,924	21,924
Supvng Cook I	2	2	2	1,371-1,786	39,120	39,120
Office Services Supvr II-Gen	1.4	2	2	1,358-1,768	38,270	38,639
Auto Techn I	2	2	2	1,467-1,750	39,768	40,614
Groundskeeper	6.5	7	7	1,342-1,666	127,871	127,932
Cook II	5	5	5	1,265-1,630	89,460	89,460
Butcher-Meat Cutter I	1	1	1	1,265-1,630	17,892	17,892
Baker I	1	1	1	1,265-1,630	17,892	17,892
Janitor Supvr II	1	1	1	1,239-1,591	17,544	17,544
Office Techn-Typing ¹³	4.1	4	4	1,214-1,551	66,508	56,499
Stock Clk	2.5	3	3	1,168-1,486	46,138	47,281
Cook I	2	2	2	1,135-1,437	31,704	31,704
Janitor Supvr I	1	1	1	1,114-1,407	15,944	15,944
Office Asst II-Typing	3.1	3	3	1,048-1,367	43,704	43,704
Acct Clk II	1	1	1	1,087-1,367	15,120	15,120

2720 DEPARTMENT OF THE CALIFORNIA HIGHWAY PATROL—Continued

ORGANIZATIONAL UNIT Classification	NUMBER OF POSITIONS			EXPENDITURES		
	Filled 1983-84	Authorized 1984-85	Proposed 1985-86	Actual 1983-84	Estimated 1984-85	Proposed 1985-86
				SALARY RANGE		
Steno	3.1	3.5	3.5	1,029-1,339	53,745	53,886
Janitor	13.1	13	13	1,038-1,294	188,695	188,208
Food Service Worker I	4.9	5	5	1,018-1,269	70,224	70,680
Office Asst I-Typing	0.8	2	2	976-1,126	25,740	26,130
Cadet Training:						
Regular	74.6	150.8	150.8	1,575,213	3,387,098	3,387,098
AB-202	152.6	142	142	3,223,076	2,505,080	2,505,080
Totals	362.1	432.6	432.6	\$7,839,039	\$9,195,314	\$9,193,241
Uniformed	46.9	48	48	1,378,239	1,514,273	1,523,051
Nonuniformed	315.2	384.6	384.6	6,460,800	7,681,041	7,670,190
Personnel Bureau:						
Staff Services Mgr III	1	1	1	2,913-3,518	42,216	42,216
Staff Services Mgr I	1	1	1	2,415-2,913	34,956	34,956
Personnel Selection Consultant 1	1	1	1	2,415-2,913	31,446	32,955
Adm Asst I	1	1	1	1,827-2,303	23,664	24,792
Totals, Nonuniformed	4	4	4	\$126,130	\$132,282	\$134,919
Personnel Services Section:						
Traffic Sgt	1	1	1	2,399-3,371	30,302	31,766
Traffic Off	1	1	1	2,017-2,954	28,896	28,896
Staff Services Mgr I	2	2	2	2,415-2,913	69,912	69,912
Assoc Personnel Analyst	1.3	2	2	2,197-2,651	56,794	59,530
Staff Services Analyst-Gen	1.7	1	1	1,407-2,197	22,859	23,934
Personnel Asst IV	1	1	1	1,768-2,127	25,524	25,524
Personnel Asst III	1	1	1	1,611-1,939	23,268	23,268
Office Services Supvr II-Gen	1	1	1	1,358-1,768	18,222	18,972
Personnel Asst II	6	6	6	1,481-1,768	126,219	127,083
Mgt Services Techn	1	1	1	1,177-1,565	18,724	18,780
Office Techn-Typing	1.9	3	3	1,214-1,551	47,327	48,014
Personnel Asst I	11	12	12	1,126-1,551	210,785	212,346
Office Asst II-Typing	10.2	10.9	10.9	1,048-1,367	127,886	129,404
Steno	1.5	0.6	0.6	1,029-1,339	7,643	7,895
Totals	41.6	43.5	43.5	\$779,525	\$814,361	\$825,324
Uniformed	2	2	2	57,862	59,198	60,662
Nonuniformed	39.6	41.5	41.5	721,663	755,163	764,662
Employment Services Section:						
Staff Services Mgr I	1	1	1	2,415-2,913	34,416	34,956
Staff Services Analyst-Gen	2.5	3	3	1,407-2,197	60,832	63,633
Personnel Asst II	0.8	1	1	1,481-1,768	21,216	21,216
Office Asst II-Typing	2.6	2	2	1,048-1,367	29,136	29,136
Totals, Nonuniformed	6.9	7	7	\$139,608	\$145,600	\$148,941
Disability & Retirement System:						
Staff Services Mgr I	1	1	1	2,415-2,913	34,956	34,956
Assoc Govtl Prog Analyst	2.9	3	3	2,197-2,651	91,154	92,492
Staff Services Analyst-Gen	1	1	1	1,407-2,197	23,844	24,984
Sr Steno	1	1	1	1,236-1,512	17,271	17,448
Office Asst II-Typing	3.5	3.5	3.5	1,048-1,367	43,704	43,704
Temporary Help	8.9	6.1	6.1	132,207	96,892	96,892
Nonuniformed Overtime	-	-	-	-	23,000	23,000
Totals, Nonuniformed	18.3	15.6	15.6	\$338,731	\$330,821	\$333,476
Totals, Personnel & Training	443.4	511.2	511.2	\$9,541,714	\$10,911,296	\$10,932,511
Uniformed	54.7	55	55	1,663,154	1,795,849	1,808,431
Nonuniformed	388.7	456.2	456.2	7,878,560	9,115,447	9,124,080
TOTALS, AUTHORIZED POSITIONS	7,549.1	8,222	8,196.1	\$202,453,345	\$232,582,242	\$233,465,841
Uniformed	5,325.3	5,738.8	5,714.9	161,591,228	185,829,557	185,840,771
Nonuniformed	2,223.8	2,483.2	2,481.2	40,862,117	46,752,685	47,625,070
TOTALS, AUTHORIZED POSITIONS	7,549.1	8,222	8,196.1	\$202,453,345	\$232,582,242	\$233,465,841
Regular/Ongoing Positions	7,267.2	7,878.6	7,852.7	184,880,840	210,507,492	213,064,205
Temporary Help/Blankets	281.9	343.4	343.4	5,637,225	6,543,690	6,543,690
Overtime	-	-	-	11,935,280	15,531,060	13,857,946

¹ Ten Comm. Veh. Insp. Spec. eff. 9-1-84; Ten eff. 12-1-84; Ten eff. 4-1-85.
² Two Office Assistant II eff. 12-1-84; Two eff. 4-1-85.
³ One Janitor eff. 9-1-84; One eff. 12-1-84; One eff. 4-1-85.
⁴ One Lieutenant terminated 9-30-84.
⁵ Three Sergeants terminated 8-31-84.
⁶ One Sergeant terminates 6-30-85.
⁷ One Sergeant eff. 9-1-84; One Sergeant eff. 4-1-85.
⁸ Eleven Traffic Officers terminate 6-30-85.
⁹ Thirteen Traffic Officers eff. 9-1-84; Six eff. 12-1-84; Eight eff. 4-1-85.
¹⁰ Eight Traffic Officers terminated 9-30-84.
¹¹ Sixty-four Traffic Officers eff. 7-19-84; Sixty-four eff. 9-22-84; Sixty-four eff. 12-6-84.
¹² Motorcycle Skill Pay terminates 8-31-85.
¹³ One Lieutenant terminates 11-30-85.
¹⁴ Two Associate Governmental Program Analysts terminate 11-30-85.
¹⁵ One Staff Services Analyst terminates 12-31-84.
¹⁶ One Programmer II terminates 6-30-85.
¹⁷ One Television Assistant terminates 12-31-85.
¹⁸ One Office Technician terminates 10-31-85.

2740 DEPARTMENT OF MOTOR VEHICLES *

ORGANIZATIONAL UNIT	NUMBER OF POSITIONS			EXPENDITURES		
	Filed 1983-84	Authorized 1984-85	Proposed 1985-86	Actual 1983-84	Estimated 1984-85	Proposed 1985-86
New Motor Vehicle Board				SALARY RANGE		
Chief Hearing Off-Exec Secty	1	1	1	\$4,057-4,910	\$55,080	\$57,770
Asst Exec Secty	0.9	1	1	3,180	38,160	38,160
Assoc Govtl Prog Analyst	1	1	1	2,197-2,651	28,420	29,778
Adm Asst II	0.6	1	1	2,197-2,651	28,605	29,948
Graduate Legal Asst	-	1	1	1,868-2,051	22,416	23,508
Legal Secty	1	1	1	1,450-1,729	20,748	20,748
Office Techn-Typing	-	1	1	1,214-1,551	14,568	15,120
Office Asst II-Typing	0.2	1	1	1,048-1,367	13,024	13,444
Steno.....	1.1	1	1	1,029-1,339	14,251	14,787
Word Processing Techn	0.9	1	1	1,048-1,309	15,708	15,708
Temporary Help	3.7	6	6	(91,494)	141,168	141,168
Board Members, per diem	-	-	-	(2,775)	6,000	6,000
Totals, New Motor Vehicle Board¹	10.4	16	16	\$271,361	\$398,148	\$406,139
Executive						
Office Of The Director:						
Director	1	1	1	57,829	57,829	57,829
Dep Director	1	1	1	4,486	53,832	53,832
Dep Director	1	1	1	4,486	53,832	53,832
Exec Asst To Director	1	1	1	2,197-2,651	27,860	29,208
Exec Secty I	2.6	2.6	2.6	1,389-1,653	50,963	51,842
Totals	6.6	6.6	6.6	\$235,772	\$244,316	\$246,543
Press Liaison Office:						
Info Off II	1	1	1	2,651-3,200	34,281	35,929
Office Techn-Typing	1	1	1	1,214-1,551	17,100	17,100
Temporary Help	-	0.8	0.8	-	9,794	9,794
Totals	2	2.8	2.8	\$56,096	\$61,175	\$62,823
Legislative Liaison Office:						
C.E.A. II	1	1	1	3,052-4,057	48,684	48,684
Mgr V	2	2	2	2,651-3,200	73,284	76,208
Mgr III	1	1	1	2,197-2,651	31,446	31,812
Staff Services Analyst-Gen	1	1	1	1,407-2,197	23,754	24,888
Supvng Prog Techn II-Vehicle Regis ..	0.6	1	1	1,358-1,611	18,352	19,092
Secty	1	1	1	1,236-1,512	17,448	17,448
Prog Techn II-Vehicle Regis	1.4	1	1	1,214-1,425	17,100	17,100
Temporary Help	-	0.2	0.2	-	2,590	2,590
Totals	8	8.2	8.2	\$215,579	\$232,658	\$237,822
Research And Development Office:						
Research Specialist III	1	-	-	3,200-3,869	-	-
Research Mgr III-Gen	1	1	1	2,913-3,518	42,216	42,216
Research Mgr II-Soc-Behavioral	1	1	1	2,651-3,200	38,252	38,400
Research Prog Spec II-Soc-Behavior ..	1	1	1	2,651-3,200	38,400	38,400
Research Mgr I-Soc-Behavioral	1	1	1	2,415-2,913	34,956	34,956
Operations Research Specialist II	1	1	1	2,360-2,845	34,140	34,140
Statistical Methods Analyst III	1	1	1	2,303-2,778	33,336	33,336
Research Analyst II-Soc-Behavioral	4.8	4	4	2,197-2,651	124,738	126,902
Research Analyst I-Soc-Behavioral	3.9	1.8	1.8	1,407-2,197	42,403	44,418
Office Services Supvr I-Typing	1	1	1	1,214-1,551	17,100	17,100
Secty	1.8	1.8	1.8	1,236-1,512	28,395	28,995
Office Asst II-Typing	1.5	2	2	1,048-1,367	29,136	29,136
Office Asst II-General	1	1	1	1,048-1,309	14,568	14,568
Word Processing Techn	0.9	1	1	1,048-1,309	14,384	14,594
Asst Clk	1.7	1	1	832-950	12,030	12,378
Temporary Help	0.8	1.6	1.6	(13,098)	29,241	29,241
Totals	24.4	21.2	21.2	\$601,911	\$533,295	\$538,780
Equal Employment Opportunity Office:						
Staff Services Mgr II-Supvy	1	1	1	2,651-3,200	38,400	38,400
Assoc Govtl Prog Analyst	2.1	1.8	1.8	2,197-2,651	50,004	52,403
Staff Services Analyst-Gen	2.7	3	3	1,407-2,197	73,332	75,564
Mgt Services Techn	1	1	1	1,177-1,565	15,120	15,824
Office Asst II-Typing	1.9	3	3	1,048-1,367	40,440	41,456
Temporary Help (WIN-COD)	7.2	-	-	(100,981)	-	-
Temporary Help	-	0.2	0.2	-	3,554	3,554
Totals	15.9	10	10	\$271,882	\$220,850	\$227,201
Labor Relations Office:						
Labor Relations Specialist II	1	1	1	2,651-3,200	38,400	38,400
Mgr IV	0.8	1	1	2,415-2,913	29,664	31,080
Secty	0.8	1	1	1,236-1,512	14,832	15,396
Temporary Help	0.4	-	-	(5,827)	-	-
Totals	3	3	3	\$77,435	\$82,896	\$84,876
Multilingual Programs Office:						
Staff Services Mgr I	1	1	1	2,415-2,913	34,506	35,316
Staff Services Analyst-Gen	1	1	1	1,407-2,197	25,635	26,724
Translator	1	1	1	1,523-1,827	21,924	21,924
Office Techn-Typing	1	1	1	1,214-1,551	16,474	17,170

*The Salary Range and the amounts shown in 1984-85 and 1985-86 for this department do not reflect the 1984-85 fiscal year salary increase adjustment. This adjustment is reflected in the departmental Summary by Object of the Governor's Budget.

2740 DEPARTMENT OF MOTOR VEHICLES—Continued

ORGANIZATIONAL UNIT Classification	NUMBER OF POSITIONS			EXPENDITURES		
	Filed 1983-84	Authorized 1984-85	Proposed 1985-86	Actual 1983-84	Estimated 1984-85	Proposed 1985-86
				SALARY RANGE		
Office Asst II-Typing	1	1	1	1,048-1,367	14,928	14,928
Temporary Help	0.8	1.4	1.4	(11,218)	25,508	25,508
Totals	5.8	6.4	6.4	\$118,918	\$138,975	\$141,570
Legal Office:						
C.E.A. III	1	1	1	3,357-4,464	53,568	53,568
Staff Counsel III	1	1	1	3,602-4,360	52,320	52,320
Staff Counsel II	4	4	4	3,128-3,780	180,372	181,440
Staff Counsel I	1	1	1	2,845-3,440	38,291	40,153
Assoc Govtl Prog Analyst	0.7	1	1	2,197-2,651	26,364	27,636
Legal Counsel	1	1	1	2,051-2,591	28,432	29,783
Sr Special Investigator	0.4	1	1	2,113-2,546	30,552	30,552
Legal Asst	2.8	3	3	1,544-1,854	60,764	62,488
Sr Legal Typist	2.1	3	3	1,331-1,729	51,938	53,363
Sr Legal Steno	0.9	1	1	1,331-1,729	18,864	18,924
Legal Secty	1	1	1	1,450-1,729	20,748	20,748
Legal Typist	1.1	1	1	1,191-1,517	16,740	16,740
Office Asst II-Typing	1.8	2	2	1,048-1,367	27,889	28,418
Steno.....	0.6	1	1	1,029-1,339	12,738	13,158
Word Processing Techn	1.8	2	2	1,048-1,309	30,012	30,552
Prog Techn I-Occupational Lic	1	1	1	1,126-1,309	15,708	15,708
Temporary Help	-	0.4	0.4	-	4,838	4,838
Overtime	-	(0.1)	(0.1)	(2,910)	2,858	2,858
Totals	22.2	25.4	25.4	\$611,089	\$672,996	\$683,247
Internal Audits Office:						
Supvng Financial Examiner I	1	1	1	2,415-2,913	34,956	34,956
Assoc Mgt Auditor	2.8	3	3	2,197-2,651	88,988	91,710
Financial Examiner II	0.9	1	1	1,827-2,197	26,364	26,364
Staff Services Mgt Auditor	1.8	2	2	1,407-2,197	50,259	52,530
Office Techn-Typing	1	1	1	1,214-1,551	17,100	17,100
Temporary Help	-	0.8	0.8	-	10,370	10,370
Overtime	-	(0.3)	(0.3)	-	11,137	11,137
Totals	7.5	8.8	8.8	\$196,387	\$239,174	\$244,167
Totals, Executive	95.4	92.4	92.4	\$2,385,069	\$2,426,335	\$2,467,029
Division Of Administration						
General Administration:						
C.E.A. III	1	1	1	3,357-4,464	53,568	53,568
Exec Secty I	0.8	1	1	1,389-1,653	18,825	19,635
Temporary Help	1.1	139.1	139.1	(46,278)	1,946,570	1,946,570
Overtime	-	-	-	(481)	-	-
Totals	2.9	141.1	141.1	\$112,854	\$2,018,963	\$2,019,773
Staff Services Section:						
Staff Services Mgr I	1	1	1	2,415-2,913	34,956	34,956
Assoc Govtl Prog Analyst	3	3	3	2,197-2,651	93,174	94,582
Staff Services Analyst-Gen	1.2	1	1	1,407-2,197	24,216	25,374
Mgt Services Techn	1	1	1	1,177-1,565	18,780	18,780
Office Techn-Typing	1.8	1	1	1,214-1,551	17,100	17,100
Office Services Supvr I-Typing	0.3	1	1	1,214-1,551	16,578	17,100
Sr Word Processing Techn	0.8	1	1	1,260-1,486	17,832	17,832
Office Asst II-Typing	1.9	2	2	1,048-1,367	29,136	29,136
Dispensary Attendant	1	1	1	1,135-1,321	15,852	15,852
Office Asst II-Gen	0.2	1	1	1,048-1,309	13,024	13,444
Word Processing Techn	4	4	4	1,048-1,309	59,868	60,288
Temporary Help	0.1	1.5	1.5	(4,057)	22,196	22,196
Overtime	-	-	-	(507)	13,453	13,453
Totals	16.3	18.5	18.5	\$323,185	\$376,165	\$380,093
Program Cost Accounting Unit:						
Sr Adm Analyst	1	1	1	2,651-3,200	38,400	38,400
Sr Acctg Off-Supvr	1	1	1	2,197-2,651	31,812	31,812
Assoc Mgt Analyst	1	1	1	2,197-2,651	31,812	31,812
Assoc Adm Analyst	1.9	2	2	2,197-2,651	63,624	63,624
Asst Adm Analyst	2.3	3	3	1,827-2,197	71,887	74,556
Accountant I - Specialist	1.6	1	1	1,401-1,827	19,992	19,992
Office Techn-Typing	0.7	1	1	1,214-1,551	17,100	17,100
Acct Clk II	1	1	1	1,087-1,367	15,120	15,120
Overtime	-	-	-	(3,930)	9,610	9,610
Totals	10.5	11	11	\$269,546	\$299,357	\$302,026
Management And Operations Analysis:						
DP Mgr III	1	1	1	2,913-3,518	42,216	42,216
Staff Services Mgr II-Supvy	2	2	2	2,651-3,200	76,800	76,800
Staff Services Mgr I	3.5	4	4	2,415-2,913	138,879	139,824
Assoc Govtl Prog Analyst	5.4	6	6	2,197-2,651	184,426	187,440
Assoc Mgt Analyst	11.6	13	13	2,197-2,651	403,084	405,652
Staff Services Analyst-Gen	5.7	4	4	1,407-2,197	94,657	96,912
Exec Secty II	0.5	1	1	1,512-1,809	21,708	21,708
Office Techn-Gen	1	1	1	1,214-1,551	17,100	17,100
Secty	1.3	1	1	1,236-1,512	17,448	17,448
Office Asst I-Typing	0.6	1	1	976-1,126	12,156	12,546
Temporary Help	3.8	-	-	(55,519)	-	-
Overtime	-	-	-	(85)	15,340	15,340
Totals	36.4	34	34	\$986,338	\$1,023,814	\$1,032,986

1
2
3
4
5
6
7
8
9
10
11
12
13
14
15
16
17
18
19
20
21
22
23
24
25
26
27
28
29
30
31
32
33
34
35
36
37
38
39
40
41
42
43
44
45
46
47
48
49
50
51
52
53
54
55
56
57
58
59
60
61
62
63
64
65
66
67
68
69
70
71
72
73
74
75
76
77
78
79
80
81
82
83
84
85
86
87
88
89
90
91
92
93
94
95
96
97
98

2740 DEPARTMENT OF MOTOR VEHICLES—Continued

ORGANIZATIONAL UNIT	NUMBER OF POSITIONS			EXPENDITURES		
	Classification	Filled 1983-84	Authorized 1984-85	Proposed 1985-86	Actual 1983-84	Estimated 1984-85
				SALARY RANGE		
Personnel Management Services Sect:						
Staff Services Mgr III	1	1	1	2,913-3,518	42,216	42,216
Staff Services Mgr II-Supvy	1	1	1	2,651-3,200	38,400	38,400
Staff Services Mgr I	4.6	5	5	2,415-2,913	162,828	165,564
Assoc Personnel Analyst	7.7	9	9	2,197-2,651	261,924	269,942
Trng Off I	4.5	5	5	2,197-2,651	143,168	148,756
Staff Services Analyst-Gen	4	3.6	3.6	1,407-2,197	82,602	85,214
Personnel Asst IV	1	1	1	1,768-2,127	25,524	25,524
Mgr I	0.1	1	1	1,666-2,002	24,024	24,024
Personnel Asst III	1	1	1	1,611-1,939	22,152	23,110
Personnel Techn II	0.2	1	1	1,523-1,827	19,774	20,708
Personnel Asst II	5	5	5	1,481-1,768	105,583	106,080
Personnel Techn I	1.8	2	2	1,138-1,565	32,440	32,976
Office Techn-Typing	0.2	1	1	1,214-1,551	17,100	17,100
Office Services Supvr I-Typing	1.3	1	1	1,214-1,551	17,100	17,100
Office Services Supvr I-Gen	0.6	1	1	1,214-1,551	15,882	16,578
Personnel Asst I ²	28.9	28.6	28.6	1,126-1,551	530,603	529,686
Secy	1	1	1	1,236-1,512	17,448	17,448
Office Asst II-Typing	7	8	8	1,048-1,367	115,608	116,742
Office Asst II-Gen	2.7	2.9	2.9	1,048-1,309	41,155	41,575
Word Processing Techn	0.8	1	1	1,048-1,309	15,708	15,708
Office Asst I-Typing	1	2	2	976-1,126	25,740	26,130
Temporary Help	1.2	1.4	1.4	(13,116)	18,448	18,448
Overtime	-	-	-	(6,420)	7,681	7,681
Totals	76.6	83.5	83.5	\$1,590,509	\$1,783,108	\$1,806,710
Facilities Section:						
Deptl Constrn & Maint Supvr	1	1	1	2,717-3,279	39,348	39,348
Architectural Assoc	1	1	1	2,251-2,717	32,604	32,604
Chief - Plant Operation I	1	2	2	2,230-2,691	59,052	60,324
Assoc Mgt Analyst	0.8	1	1	2,197-2,651	29,436	30,836
Chief Engr I	1	1	1	2,253-2,478	27,636	27,636
Maint Mechanic	2.1	2	2	1,868-2,251	49,224	49,224
Sr Steno	1	1	1	1,236-1,512	17,448	17,448
Steno	0.6	-	-	1,029-1,339	-	-
Overtime	-	-	-	(8,758)	16,573	16,573
Totals	8.5	9	9	\$230,261	\$271,321	\$273,993
Controller:						
Staff Services Mgr III	1	1	1	2,913-3,518	42,216	42,216
Secy	1	1	1	1,236-1,512	17,448	17,448
Totals	2	2	2	\$57,963	\$59,664	\$59,664
Budget Section:						
Staff Services Mgr II-Supvy	1	1	1	2,651-3,200	38,400	38,400
Staff Services Mgr I	2	2	2	2,415-2,913	69,912	69,912
Assoc Budget Analyst	4.6	4	4	2,197-2,651	120,736	123,490
Assoc Adm Analyst	0.5	1	1	2,197-2,651	31,812	31,812
Staff Services Analyst-Gen	2.4	2	2	1,407-2,197	47,182	49,416
Budget Techn II	2.1	2	2	1,523-1,827	40,756	42,679
Office Asst II-Typing	1	1	1	1,048-1,367	14,216	14,568
Budget Techn I	-	1	1	1,138-1,327	13,656	14,196
Temporary Help	0.3	0.1	0.1	(4,877)	2,406	2,406
Overtime	-	-	-	(7,337)	10,412	10,412
Totals	13.9	14.1	14.1	\$370,616	\$389,488	\$397,291
Fiscal Section:						
Acctg Administrator II	1	1	1	2,651-3,200	38,400	38,400
Acctg Administrator I	1	1	1	2,415-2,913	34,956	34,956
Staff Adm Analyst	1	1	1	2,415-2,913	34,956	34,956
Sr Acctg Off-Supvr	0.8	1	1	2,197-2,651	31,812	31,812
Sr Acctg Off-Specialist	0.5	1	1	2,197-2,651	31,812	31,812
Assoc Adm Analyst	4.1	5	5	2,197-2,651	140,500	147,220
Acctg Off	0.1	1	1	1,827-2,197	22,009	23,034
Staff Services Analyst-Gen	0.5	1	1	1,407-2,197	19,885	20,826
Acctg Off-Supvr	2.4	2	2	1,827-2,197	50,964	52,134
Asst Adm Analyst	1.7	1	1	1,827-2,197	23,754	24,888
Supvng Acct Clk II ³	1	-	-	1,544-1,854	-	-
Accountant I - Specialist	1.1	1	1	1,401-1,827	32,454	17,544
Accountant I - Supvr	1.8	2	2	1,401-1,827	39,984	39,984
Office Services Supvr II-Gen ⁴	0.7	-	-	1,358-1,768	-	-
Accountant Trainee	0.7	1	1	1,467-1,673	18,512	19,306
Supvng Acct Clk I	3	3	3	1,358-1,611	57,996	57,996
Office Services Supvr I-Gen ²	1.6	1	1	1,214-1,551	44,684	19,494
Sr Acct Clk	1.2	2	2	1,214-1,551	33,620	34,200
Acctg Techn	6.2	7.8	7.8	1,214-1,551	126,605	129,251
DP Techn	1	1	1	1,198-1,523	18,276	18,276
Secy	1	1	1	1,236-1,512	17,448	17,448
Key Data Supvr I	0.9	1	1	1,260-1,486	17,832	17,832
Office Asst II-Typing	7.9	7.8	7.8	1,048-1,367	126,022	111,260
Acct Clk II ⁵	36.1	21.8	21.8	1,087-1,367	475,066	349,444
Office Asst II-Gen	6.8	6	6	1,048-1,309	113,237	85,474
Key Data Opr ²	9.5	10	10	976-1,309	162,874	155,827
Office Asst I-Typing ⁶	0.1	-	-	976-1,126	-	-
Office Asst I-Gen ⁷	2.8	-	-	944-1,087	-	-

2740 DEPARTMENT OF MOTOR VEHICLES—Continued

1
2
3
4
5
6
7
8
9
10
11
12
13
14
15
16
17
18
19
20
21
22
23
24
25
26
27
28
29
30
31
32
33
34
35
36
37
38
39
40
41
42
43
44
45
46
47
48
49
50
51
52
53
54
55
56
57
58
59
60
61
62
63
64
65
66
67
68
69
70
71
72
73
74
75
76
77
78
79
80
81
82
83
84
85
86
87
88
89
90
91
92
93
94
95
96
97
98

ORGANIZATIONAL UNIT Classification	NUMBER OF POSITIONS			EXPENDITURES		
	Filled 1983-84	Authorized 1984-85	Proposed 1985-86	Actual 1983-84	Estimated 1984-85	Proposed 1985-86
				SALARY RANGE		
Office Occupations Clk	1.6	1	1	913-1,048	12,060	12,447
Asst Clk	0.3	2	2	832-950	21,168	21,758
Temporary Help	5	6.1	6.1	(62,411)	72,816	72,816
Overtime	-	-	-	(17,691)	9,496	9,496
Totals	103.4	90.5	90.5	\$1,687,809	\$1,829,198	\$1,629,951
Business & Materials Mgmt Sect:						
Staff Services Mgr II-Supvy	1	1	1	2,651-3,200	38,400	38,400
Bus Service Off III	2	2	2	2,197-2,651	63,624	63,624
Warehouse Mgr II	1	1	1	1,912-2,529	27,636	27,636
Bus Service Off II	1.3	1	1	2,002-2,415	28,980	28,980
Sr Graphic Artist	1	1	1	1,868-2,251	27,012	27,012
Bus Service Off I	1.8	1	1	1,827-2,197	21,924	22,944
Staff Services Analyst-Gen	1	1	1	1,407-2,197	16,884	17,604
Materials & Stores Supvr II	0.5	1	1	1,591-2,098	21,432	22,434
Property Inspector	1	1	1	1,666-2,002	24,024	24,024
Graphic Artist	1	1	1	1,630-1,959	22,780	23,508
Office Services Supvr III-Gen	0.6	1	1	1,544-1,854	20,826	21,818
Materials & Stores Supvr I	2.8	2	2	1,401-1,827	39,984	39,984
Property Clk I	3.1	4	4	1,401-1,827	19,156	19,792
Bus Service Asst	2	2	2	1,523-1,827	43,848	43,848
Truck Driver	3.5	4	4	1,523-1,827	79,968	79,968
Mach Supvr I-Gen	1	1	1	1,491-1,786	21,432	21,432
Warehouse Worker	11.5	12	12	1,401-1,666	217,787	219,312
Sr Mach Opr	1	1	1	1,317-1,557	18,684	18,684
Office Services Supvr I-Gen	2	2	2	1,214-1,551	34,200	34,200
Composing Techn II	1	1	1	1,309-1,551	18,612	18,612
Hwy Maint Worker	1	1	1	1,401-1,523	18,276	18,276
Mach Opr III-Process Camera	1	1	1	1,278-1,512	18,144	18,144
Mailing Mach Supvr	3	3	3	1,265-1,491	52,920	53,652
Sr Word Processing Techn	0.5	1	1	1,260-1,486	17,832	17,832
Mach Opr III-Gen	2	2	2	1,222-1,437	34,488	34,488
Composing Techn I	1	1	1	1,214-1,425	17,100	17,100
Office Techn-Gen	-	1	1	1,214-1,425	17,100	17,100
Mach Opr II -Gen	3.5	5	5	1,177-1,376	82,046	82,497
Office Asst II-Typing	4.4	6.8	6.8	1,048-1,367	93,893	95,666
Steno	1	1	1	1,029-1,339	14,787	15,349
Mailing Mach Opr	16.5	18.8	18.8	1,135-1,321	288,150	292,423
Mach Opr I-Finishing	1	1	1	1,135-1,321	15,852	15,852
Mach Opr I-Gen	0.6	1	1	1,135-1,321	13,908	14,400
Office Asst II-Gen	18.6	18	18	1,048-1,309	271,811	259,871
Key Data Opr ²	0.7	-	-	976-1,309	-	-
Mailing Mach Trainee	2.7	3	3	1,018-1,177	41,266	42,297
Office Asst I-Gen	4.2	3	3	944-1,087	35,370	36,468
Temporary Help	1.6	6.3	6.3	(41,808)	80,123	80,123
Overtime	-	-	-	(60,928)	40,475	40,475
Totals	103.4	114.9	114.9	\$1,845,608	\$2,020,734	\$2,025,829
Totals, Division Of Administra- tion ⁶	373.9	518.6	518.6	\$7,474,689	\$10,071,812	\$9,928,316
Division Of Registration						
General Administration Section:						
C.E.A. III	1	1	1	3,357-4,464	53,568	53,568
Mgr IV	1	1	1	2,415-2,913	32,193	33,741
Mgr III	0.9	1	1	2,197-2,651	52,067	28,868
Mgr II ⁹	0.9	-	-	1,827-2,197	-	-
Exec Secty I	0.5	1	1	1,389-1,653	16,668	17,400
Supvng Prog Techn II-Vehicle Regis ¹⁰	3.7	2	2	1,358-1,611	67,822	44,295
Office Services Supvr I-Gen	0.1	1	1	1,214-1,551	17,100	17,100
Prog Techn II-Vehicle Regis ¹¹	18.3	13	13	1,214-1,425	408,136	267,822
Office Asst II-Typing ¹²	2.8	1	1	1,048-1,367	29,095	17,522
Steno	0.3	1	1	1,029-1,339	12,738	13,158
Office Asst II-Gen ¹³	5.5	1	1	1,048-1,309	61,169	16,248
Prog Techn I-Vehicle Regis ¹⁴	9.4	-	-	1,126-1,309	-	-
Key Data Opr ¹⁵	1.9	-	-	976-1,309	-	-
Office Asst I-Typing	0.6	1	1	976-1,126	37,421	12,711
Office Asst I-Gen	1.9	2	2	944-1,087	25,523	26,328
Office Occupations Clk	0.8	1	1	913-1,048	11,454	11,790
Temporary Help	-	1.4	1.4	-	23,013	23,013
Overtime	(1.7)	(2)	(2)	(38,581)	47,252	47,252
Totals	49.6	28.4	28.4	\$879,721	\$895,219	\$630,816
Registration Program Support Sect:						
Mgr V	1	1	1	2,651-3,200	38,400	38,400
Mgr IV	1.9	4	4	2,415-2,913	122,238	126,366
Mgr III	8.8	7.8	7.8	2,197-2,651	236,005	240,985
Mgr II	4.4	6	6	1,827-2,197	151,188	154,170
Mgr I	1.3	1	1	1,666-2,002	21,138	22,162
Supvng Prog Techn II-Vehicle Regis ..	2	1	1	1,358-1,611	19,332	19,332
Office Techn-Typing	2.9	2	2	1,214-1,551	31,668	32,220
Office Techn-Gen	0.1	1	1	1,214-1,551	17,100	17,100
Secty	1.2	1	1	1,236-1,512	17,448	17,448
Sr Word Processing Techn	0.1	1	1	1,260-1,486	17,832	17,832
Office Asst II-Typing	2.7	3	3	1,048-1,367	41,562	42,510
Steno	1.9	2	2	1,029-1,339	28,943	29,823

2740 DEPARTMENT OF MOTOR VEHICLES—Continued

ORGANIZATIONAL UNIT	NUMBER OF POSITIONS			EXPENDITURES		
	Filled 1983-84	Authorized 1984-85	Proposed 1985-86	Actual 1983-84	Estimated 1984-85	Proposed 1985-86
Classification						
				SALARY RANGE		
Word Processing Techn	0.3	3	3	1,048-1,309	47,124	47,124
Temporary Help	1.7	1.2	1.2	(21,343)	15,278	15,278
Overtime	-	(0.1)	(0.1)	(985)	2,283	2,283
Totals	30.3	35	35	\$682,889	\$807,539	\$823,033
Registration Operations Section:						
Asst Div Chief-Prog Mgr	1	1	1	3,052-3,690	38,104	39,970
Mgr V	2	2	2	2,651-3,200	73,773	75,468
Supvng Prorate Tax Auditor	0.6	1	1	2,415-2,913	31,080	32,574
Mgr IV	2	2	2	2,415-2,913	69,912	69,912
Gen Auditor III	2.8	3	3	2,197-2,651	89,448	92,214
Mgr III	2.6	3	3	2,197-2,651	83,306	87,336
Gen Auditor II	1.8	3	3	1,827-2,197	70,212	72,252
Mgr II ¹⁷	6.5	8	8	1,827-2,197	198,646	206,286
Office Services Mgr I	0.2	1	1	1,827-2,197	26,364	26,364
Mgr I	11.3	12	12	1,666-2,002	273,312	278,559
Office Services Supvr III-Gen ¹⁸	1.9	1	1	1,544-1,854	34,600	22,784
Supvng Microfilm Techn ¹⁹	-	1	1	1,491-1,786	13,423	18,567
Office Services Supvr II-Gen ²⁰	2	1	1	1,358-1,768	30,516	21,990
Auditor I	2.3	3	3	1,407-1,673	53,580	55,075
Key Data Supvr II ²¹	1.8	3	3	1,358-1,611	49,851	56,088
Supvng Prog Techn II-Vehicle Regis	35.3	39	39	1,358-1,611	735,650	745,068
Sr Microfilm Techn ²¹	-	1	1	1,317-1,557	10,532	16,332
Control Cashier-Vehicle Regis	0.9	7	7	1,309-1,551	116,978	121,452
Office Services Supvr I-Gen ¹⁶	21.6	21	21	1,214-1,551	375,612	357,376
Office Techn-Typing	1.4	1	1	1,214-1,551	16,684	17,070
Secy	1	1	1	1,236-1,512	14,832	15,396
Key Data Supvr I ²²	5.8	8	8	1,260-1,486	112,957	134,637
Microfilm Techn II ²³	-	11	11	1,222-1,437	94,108	166,001
Prog Techn II-Vehicle Regis ²⁴	177.2	165.6	165.6	1,214-1,425	3,018,588	2,843,661
Office Services Supvr I-Cashiering	1	1	1	1,214-1,425	17,100	17,100
Office Asst II-Typing ²⁰	49.2	51.8	51.8	1,048-1,367	756,635	754,992
Steno	5.8	6	6	1,029-1,339	92,376	92,376
Word Processing Techn ²⁵	6.2	4	4	1,048-1,309	80,592	63,735
Key Data Opr ²⁵	69.7	96	96	976-1,309	1,317,901	1,431,066
Prog Techn I-Vehicle Regis ²⁷	110.6	187.5	187.5	1,126-1,309	2,921,847	2,839,519
TWX Opr	4	4	4	1,126-1,309	63,248	63,248
Office Asst II-Gen ^{28 62}	159.1	110	109	1,048-1,309	2,112,655	1,638,989
Microfilm Techn I ²⁹	-	8	8	1,018-1,177	57,008	99,800
Office Asst I-Typing	1.8	4	4	976-1,126	49,041	50,615
Office Asst I-Gen ²⁰	20	43	43	944-1,087	524,710	533,315
Office Occupations Clk ³⁰	6.8	4	4	913-1,048	69,865	53,590
Asst Clk ²⁰	17.1	14	14	832-950	162,201	160,323
Temporary Help	12.9	18.8	18.8	(165,867)	278,597	278,597
Overtime	(9)	(16.3)	(16.3)	(190,307)	390,369	390,369
Totals	746.2	851.7	850.7	\$1,743,100	\$14,526,213	\$14,040,066
Totals, Division Of Registration ³¹	826.1	915.1	914.1	\$13,305,710	\$16,228,971	\$15,493,915
Division Of Driver Safety-Licensing						
General Administration Section:						
C.E.A. III	1	1	1	3,357-4,464	53,150	53,568
Mgr V	0.9	1	1	2,651-3,200	36,521	37,896
Mgr IV	4	4	4	2,415-2,913	139,824	139,824
Mgr III	8.2	10	10	2,197-2,651	300,374	308,692
Mgr II	2.1	2	2	1,827-2,197	48,288	49,308
Mgr I	3.1	3	3	1,666-2,002	68,040	68,988
Property Clk I	0.3	1	1	1,401-1,827	16,812	17,544
Exec Secy I	1	1	1	1,389-1,653	19,836	19,836
Mgt Services Techn	1.6	1.6	1.6	1,177-1,565	30,476	30,518
Office Techn-Typing	3.3	3	3	1,214-1,551	51,126	51,300
Office Techn-Gen	1	1	1	1,214-1,551	17,100	17,100
Secy	1	1	1	1,236-1,512	17,448	17,448
Sr Word Processing Techn	0.8	1	1	1,260-1,486	17,832	17,832
Supvng Prog Techn I-Drivers Lic	1	1	1	1,260-1,486	17,832	17,832
Office Asst II-Typing	2	2	2	1,048-1,367	29,084	29,600
Steno	1	1	1	1,029-1,339	15,396	15,396
Word Processing Techn	2	2	2	1,048-1,309	31,318	31,416
Temporary Help	0.6	1.1	1.1	(8,712)	15,902	15,902
Totals	34.9	37.7	37.7	\$828,009	\$926,359	\$940,000
Licensing & Identification Sect:						
Asst Div Chief-Prog Mgr	1	1	1	3,052-3,690	48,168	48,168
Mgr V	2	2	2	2,651-3,200	76,800	76,800
Mgr IV ⁶²	5.5	5	4	2,415-2,913	174,780	139,824
Mgr III ⁶³	15.1	21	19	2,197-2,651	607,396	570,800
Office Services Mgr I	0.2	1	1	1,827-2,197	25,374	26,364
Mgr II	5.4	6	6	1,827-2,197	150,504	152,616
Mgr I	6.2	6	6	1,666-2,002	139,860	141,060
Key Data Supvr III	1.9	2	2	1,544-1,854	43,620	44,604
Office Services Supvr II-Gen	6	7	7	1,358-1,768	131,203	132,984
Supvng Prog Techn II-Drivers Lic	8.9	11	11	1,358-1,611	205,153	207,832
Key Data Supvr II	1	1	1	1,358-1,611	19,956	19,956
Sr Microfilm Techn	1.2	2	2	1,317-1,557	36,817	37,835
Office Services Supvr I-Gen	28	31	31	1,214-1,551	513,558	520,890
Office Techn-Typing	2	2	2	1,214-1,551	34,200	34,200

2740 DEPARTMENT OF MOTOR VEHICLES—Continued

ORGANIZATIONAL UNIT Classification	NUMBER OF POSITIONS			EXPENDITURES		
	Filed 1983-84	Authorized 1984-85	Proposed 1985-86	Actual 1983-84	Estimated 1984-85	Proposed 1985-86
				SALARY RANGE		
Secty	3	3	3	1,236-1,512	51,300	51,996
Supvng Prog Techn I-Drivers Lic	12.8	13	13	1,260-1,486	232,440	232,440
Key Data Supvr I	13.7	19	19	1,260-1,486	310,218	316,445
Microfilm Techn II	3.6	4	4	1,222-1,437	67,314	68,948
Prog Techn II-Drivers Licensing	62.4	65	65	1,214-1,425	1,103,626	1,105,920
Office Asst II-Typing	37.1	42.3	42.3	1,048-1,367	610,534	614,578
Steno	5.1	6.5	6.5	1,029-1,339	96,058	98,321
TWX Opr	2	2	2	1,126-1,309	31,416	31,416
Office Asst II-Gen	219.8	228.4	228.4	1,048-1,309	3,269,696	3,289,983
Prog Techn I-Drivers Licensing	90.6	104.3	104.3	1,126-1,309	1,604,140	1,613,600
Key Data Opr ³²	125.4	169.4	169.4	976-1,309	2,505,865	2,526,760
Service Asst-DMV Operations	0.4	1	1	1,048-1,214	12,954	13,374
Office Asst II-Cashiering	0.3	1	1	1,048-1,214	14,568	14,568
Office Asst I-Typing	1.2	4	4	976-1,126	49,923	51,525
Office Asst I-Gen ³³	10.2	26	26	944-1,087	395,628	335,079
Office Occupations Clk	1.6	1	1	913-1,048	13,160	13,160
Asst Clk	3.1	6	6	832-950	66,353	67,986
Temporary Help	3.4	8	8	(54,992)	114,592	114,592
Overtime	-	-	-	(300)	59,162	59,162
Totals	680.1	801.9	798.9	\$10,656,552	\$12,816,336	\$12,773,786
Post-Licensing Services Section:						
Asst Div Chief-Prog Mgr	1	1	1	3,052-3,690	45,444	45,444
Driver Improvement Mgr III	4.8	5	5	2,651-3,200	189,780	192,000
Driver Improvement Mgr II	9.3	13	13	2,415-2,913	435,710	441,925
Driver Improvement Mgr I	19.3	23	23	2,197-2,651	694,828	708,870
Prin Driver Improvement Analyst	38.7	53.6	53.6	2,002-2,415	1,444,895	1,481,068
Mgr II	0.3	1	1	1,827-2,197	26,364	26,364
Driver Improvement Analyst	74.7	130.6	130.6	1,401-2,098	2,699,017	2,777,336
Mgr I	1.2	1	1	1,666-2,002	24,024	24,024
Office Services Supvr II-Gen	4.7	6	6	1,358-1,768	112,492	115,054
Supvng Prog Techn II-Drivers Lic	2	2	2	1,358-1,611	38,664	38,664
Office Services Supvr I-Gen	1.7	2	2	1,214-1,551	33,446	34,142
Office Services Supvr I-Typing	1.6	1	1	1,214-1,551	17,100	17,100
Office Techn-Typing	4.1	4	4	1,214-1,551	68,168	68,400
Secty	4.8	5	5	1,236-1,512	85,748	86,420
Supvng Prog Techn I-Drivers Lic	1	1	1	1,260-1,486	17,832	17,832
Hearing Transcriber-Typist	9.5	9.5	9.5	1,214-1,425	158,076	159,225
Prog Techn II-Drivers Licensing	22.6	25.8	25.8	1,214-1,425	437,198	438,971
Office Asst II-Typing	48.5	49.5	49.5	1,048-1,367	698,768	706,211
Steno	0.8	1.8	1.8	1,029-1,339	25,137	25,593
Key Data Opr	4	4	4	976-1,309	62,832	62,832
Prog Techn I-Drivers Licensing	30	50.8	50.8	1,126-1,309	750,312	763,020
Support Services Asst-Gen	0.4	1	1	944-1,168	13,199	13,622
Office Asst I-Typing	-	8	8	976-1,126	97,248	100,368
Office Asst I-Gen	-	2	2	944-1,087	23,580	24,312
Temporary Help	2.7	10.4	10.4	(62,135)	154,305	154,305
Overtime	-	-	-	(329)	18,143	18,143
Totals	287.7	412	412	\$6,021,370	\$8,372,310	\$8,541,245
Totals, Division Of Driver Safety- Licensing ³⁴	1002.7	1251.6	1248.6	\$17,505,931	\$22,115,005	\$22,255,031
Division Of Field Office Operation						
General Administration Section:						
C.E.A. III	1	1	1	3,357-4,464	53,568	53,568
Asst Div Chief-Prog Mgr	5	5	5	3,052-3,690	219,336	221,400
Mgr V	1.8	2	2	2,651-3,200	72,831	76,356
Mgr IV	3.3	5	5	2,415-2,913	169,889	174,105
Mgr III ⁶²	12.3	13	12	2,197-2,651	380,880	363,370
Assoc DP Analyst ^{35 62}	0.6	1	-	2,197-2,651	26,364	-
Mgr II ^{35 62}	1.9	2	1	1,827-2,197	48,189	26,364
Mgr I	6.2	7	7	1,666-2,002	156,370	161,250
Property Clk I	1	1	1	1,401-1,827	19,992	19,992
Exec Secty I	1	1	1	1,389-1,653	19,076	19,836
Office Techn-Typing	2.3	3	3	1,214-1,551	51,300	51,300
Secty	3.6	3	3	1,236-1,512	49,728	50,292
Prog Techn II-Motor Vehicles	2.5	2	2	1,214-1,425	32,710	33,388
Hearing Transcriber-Typist	0.4	1	1	1,214-1,425	17,100	17,100
Office Asst II-Typing ⁶²	2.8	5	4	1,048-1,367	68,206	56,170
Key Data Opr	0.9	1	1	976-1,309	15,708	15,708
Word Processing Techn	1.4	2	2	1,048-1,309	31,416	31,416
Temporary Help	2.5	1.1	1.1	(37,633)	16,668	16,668
Overtime	-	-	-	(16,917)	-	-
Totals	50.5	56.1	52.1	\$1,276,736	\$1,449,331	\$1,388,283
Central Control and General Operations						
Sections:						
Region I:						
Dist Mgr	4.7	5	5	2,845-3,440	199,260	200,916
Mgr V	2	2	2	2,651-3,200	75,024	76,800
Mgr IV	11.4	14	14	2,415-2,913	472,137	481,003
Mgr III ³⁶	15.7	15	15	2,197-2,651	472,639	457,488
Mgr II	19	22	22	1,827-2,197	559,468	570,420
Mgr I	45.4	47	47	1,666-2,002	1,067,600	1,092,794
Supvng Motor Vehicle Rep ³⁶	49.5	56	56	1,523-1,827	1,182,466	1,191,613

2740 DEPARTMENT OF MOTOR VEHICLES—Continued

ORGANIZATIONAL UNIT Classification	NUMBER OF POSITIONS			EXPENDITURES		
	Filled 1983-84	Authorized 1984-85	Proposed 1985-86	Actual 1983-84	Estimated 1984-85	Proposed 1985-86
				SALARY RANGE		
Truck Driver	2	2	2	1,523-1,827	39,984	39,984
Licensing-Regis Examiner	138.8	145	145	1,401-1,666	2,757,395	2,820,335
Warehouse Worker	1	1	1	1,401-1,666	18,276	18,276
Control Cashier-Vehicle Services	24.5	28	28	1,309-1,551	505,622	512,392
Office Techn-Typing ³⁷	5.3	3	3	1,214-1,551	96,817	51,184
Secty	1	1	1	1,236-1,512	17,448	17,448
Prog Techn II-Motor Vehicles ^{38 65}	217	200	200	1,214-1,425	3,502,677	3,379,023
Prog Techn I-Motor Vehicles ^{39 40}	70.8	127.8	127.8	1,126-1,309	1,889,406	1,884,005
Janitor	32.2	36.2	36.2	1,038-1,294	507,623	514,361
Prog Techn Trainee-Motor Vehicle ^{42 43}						
Janitor	133.3	129.7	129.7	1,048-1,214	1,907,166	1,789,045
Service Asst-Janitor	0.8	0.8	0.8	967-1,114	10,322	10,401
Temporary Help ⁴⁵	142.1	13.8	13.8	(1,961,127)	387,752	193,310
Overtime	-	-	-	(79,120)	227,050	227,050
Totals	916.5	849.3	849.3	\$15,619,934	\$15,896,132	\$15,527,848
Region II:						
Dist Mgr	4.1	4	4	2,845-3,440	165,120	165,120
Mgr V	1	1	1	2,651-3,200	38,400	38,400
Mgr IV	5.4	6	6	2,415-2,913	205,607	208,791
Mgr III	7.6	8	8	2,197-2,651	240,166	246,702
Mgr II	17.8	18	18	1,827-2,197	468,603	472,788
Mgr I	40.5	44	44	1,666-2,002	1,014,835	1,033,116
Supvng Motor Vehicle Rep ⁶⁴	53.8	58	55	1,523-1,827	1,213,254	1,180,214
Licensing-Regis Examiner	98.7	101.6	101.6	1,401-1,666	1,966,937	2,001,690
Control Cashier-Vehicle Services	14.9	16	16	1,309-1,551	295,850	297,662
Office Techn-Typing	2	2	2	1,214-1,551	34,200	34,200
Secty	2	2	2	1,236-1,512	34,896	34,896
Stock Clk	1	1	1	1,168-1,486	16,404	16,404
Prog Techn II-Motor Vehicles	159.6	165.9	165.9	1,214-1,425	2,766,487	2,801,302
Prog Techn I-Motor Vehicles	32.6	60.5	60.5	1,126-1,309	882,905	906,801
Janitor	19.4	20.9	20.9	1,038-1,294	287,128	290,404
Prog Techn Trainee-Motor Vehicle	25	26	26	1,048-1,214	349,568	359,213
Office Occupations Clk	1	1	1	913-1,048	12,744	12,744
Temporary Help	82.8	10.3	10.3	(1,114,643)	146,518	146,518
Overtime	-	-	-	(45,448)	150,174	150,174
Totals	569.2	546.2	543.2	\$9,975,695	\$10,289,796	\$10,397,139
Region III:						
Dist Mgr	3	3	3	2,845-3,440	123,840	123,840
Mgr V	1.8	2	2	2,651-3,200	76,356	76,800
Mgr IV	16.8	17	17	2,415-2,913	582,913	589,956
Mgr III	17	18	18	2,197-2,651	526,101	542,983
Mgr II	9.5	10	10	1,827-2,197	254,460	257,748
Materials & Stores Supvr II	1.3	1	1	1,591-2,098	22,944	22,944
Mgr I	34.4	37	37	1,666-2,002	861,315	873,865
Supvng Motor Vehicle Rep	36	47	47	1,523-1,827	956,798	988,648
Truck Driver	7	7	7	1,523-1,827	139,944	139,944
Licensing-Regis Examiner	140	144	144	1,401-1,666	2,758,985	2,812,447
Warehouse Worker	1	1	1	1,401-1,666	18,276	18,276
Control Cashier-Vehicle Services	23.5	24	24	1,309-1,551	445,323	446,688
Office Techn-Typing	1.9	2	2	1,214-1,551	34,026	34,200
Prog Techn II-Motor Vehicles	234.6	232.9	232.9	1,214-1,425	3,856,027	3,921,823
Office Asst II-Typing	1.5	1.6	1.6	1,048-1,367	23,591	23,673
Office Asst II-Cen	1	1	1	1,048-1,309	14,568	14,568
Prog Techn I-Motor Vehicles	115	177.1	177.1	1,126-1,309	2,567,966	2,649,473
Janitor	28.4	30.8	30.8	1,038-1,294	438,345	443,642
Security Guard	2	2	2	1,075-1,246	29,444	29,900
Prog Techn Trainee-Motor Vehicle	162.4	230.3	230.3	1,048-1,214	3,078,529	3,173,727
Service Asst-DMV Operations	4.4	1	1	1,048-1,214	13,584	13,926
Service Asst-Janitor	1	1	1	967-1,114	13,868	13,868
Office Occupations Clk	2.7	2.5	2.5	913-1,048	31,860	31,860
Temporary Help	101.1	14.3	14.3	(1,289,919)	195,309	195,309
Overtime	-	-	-	(184,409)	200,020	200,020
Totals	947.3	1,007.5	1,007.5	\$15,739,619	\$17,264,392	\$17,640,128
Region IV:						
Dist Mgr	3	3	3	2,845-3,440	119,480	121,274
Mgr V	3	3	3	2,651-3,200	110,946	112,590
Mgr IV	15.4	17	17	2,415-2,913	573,086	583,006
Mgr III	15.2	15	15	2,197-2,651	449,526	461,914
Mgr II	11.3	12	12	1,827-2,197	305,418	309,231
Mgr I	39.7	43	43	1,666-2,002	980,679	1,003,414
Supvng Motor Vehicle Rep ⁶⁴	47.8	63	60	1,523-1,827	1,279,567	1,260,170
Licensing-Regis Examiner	131	136	136	1,401-1,666	2,599,448	2,650,037
Control Cashier-Vehicle Services	22.5	23	23	1,309-1,551	426,459	427,946
Office Techn-Typing	1.9	2	2	1,214-1,551	33,388	34,084
Secty	1	1	1	1,236-1,512	14,832	15,396
Prog Techn II-Motor Vehicles	293.1	289.2	289.2	1,214-1,425	4,799,854	4,874,021
Prog Techn I-Motor Vehicles	85.4	161.2	161.2	1,126-1,309	2,322,599	2,393,885
Janitor	16.6	19.8	19.8	1,038-1,294	278,820	280,884
Prog Techn Trainee-Motor Vehicle	206.6	269.6	269.6	1,048-1,214	3,600,963	3,708,663
Service Asst-Janitor	0.6	0.8	0.8	967-1,114	9,254	9,551
Office Asst I-Cen	1	1	1	944-1,087	13,164	13,164
Office Occupations Clk	1	1	1	913-1,048	12,744	12,744
Temporary Help	82.1	18.1	18.1	(1,128,975)	256,568	256,568

2740 DEPARTMENT OF MOTOR VEHICLES—Continued

ORGANIZATIONAL UNIT Classification	NUMBER OF POSITIONS			EXPENDITURES		
	Filled 1983-84	Authorized 1984-85	Proposed 1985-86	Actual 1983-84	Estimated 1984-85	Proposed 1985-86
Overtime	-	-	-	SALARY RANGE (163,668)		
Totals	978.2	1078.7	1075.7	\$16,333,636	\$18,425,092	\$18,766,839
Totals, Division Of Field Office Operation ⁴⁶	3461.7	3537.8	3527.8	\$58,945,620	\$63,324,743	\$63,720,237
Division Of EDP Service						
General Administration Section:						
C.E.A. III	1	1	1	3,357-4,464	53,568	53,568
DP Mgr IV	1	1	1	3,200-3,869	46,428	46,428
Staff Services Mgr III	1	1	1	2,913-3,518	42,216	42,216
DP Mgr II	1	1	1	2,651-3,200	38,252	38,400
Sr DP Analyst	1	1	1	2,651-3,200	38,400	38,400
Staff DP Analyst	1.2	1	1	2,415-2,913	34,956	34,956
DP Mgr I	1.3	2	2	2,415-2,913	68,538	69,726
Assoc DP Analyst	4.3	6	6	2,197-2,651	180,230	183,304
Staff Services Analyst-Gen	6.9	6	6	1,407-2,197	143,878	146,890
Property Clk I	0.8	0.6	0.6	1,401-1,827	11,332	11,860
Exec Secty I	1.1	1	1	1,389-1,653	19,836	19,836
Mgt Services Techn	1	1	1	1,177-1,565	18,780	18,780
Secty	3	3	3	1,236-1,512	52,167	52,344
Acct Clk II	1	1	1	1,087-1,367	15,120	15,120
Office Asst II-Typing	0.8	0.8	0.8	1,048-1,367	11,654	11,654
Word Processing Techn	1.8	1.8	1.8	1,048-1,309	27,410	27,980
Office Asst II-Gen	1	1	1	1,048-1,309	14,568	14,568
Temporary Help	-	1	1	-	13,184	13,184
Overtime	-	-	-	(4,577)	8,195	8,195
Totals	29.2	31.2	31.2	\$756,200	\$838,712	\$847,409
Information Systems Section:						
DP Mgr III	1	1	1	2,913-3,518	42,216	42,216
DP Mgr II	4.8	5	5	2,651-3,200	191,852	192,000
Staff DP Analyst	8.1	9	9	2,415-2,913	313,119	314,604
Staff Programmer Analyst	6.8	8	8	2,415-2,913	267,031	273,293
DP Mgr I	8.9	10	10	2,415-2,913	349,290	349,560
Mgr III	1	1	1	2,197-2,651	28,420	29,778
Assoc Mgt Analyst	1	2	2	2,197-2,651	58,176	59,448
Assoc DP Analyst	20.2	20.8	20.8	2,197-2,651	631,312	644,650
Assoc Programmer Analyst ^{47,64}	35.2	46.8	43.8	2,197-2,651	1,371,865	1,325,027
Staff Services Analyst-Gen	6.2	7	7	1,407-2,197	171,451	174,636
Programmer II	33	26	26	1,827-2,197	625,924	648,903
Supvng Motor Vehicle Rep	0.1	-	-	1,523-1,827	-	-
Programmer I	5.6	9	9	1,407-1,827	175,405	180,710
Mgt Services Techn	0.6	-	-	1,177-1,565	-	-
Sr Steno	0.3	-	-	1,236-1,512	-	-
Secty	4.1	4.3	4.3	1,236-1,512	74,649	75,026
Key Data Supvr I	0.2	-	-	1,260-1,486	-	-
Office Asst II-Typing	4.5	6	6	1,048-1,367	85,134	86,214
Steno	0.1	-	-	1,029-1,339	-	-
Mgt Services Asst	1	1	1	1,038-1,198	14,376	14,376
Temporary Help	0.1	6.3	6.3	(2,714)	91,495	91,495
Overtime	-	-	-	(224,441)	66,044	66,044
Totals	142.8	163.2	160.2	\$4,087,382	\$4,557,759	\$4,567,980
General Operations Software Section:						
DP Mgr II	3	3	3	2,651-3,200	115,200	115,200
Systems Software Spec II-Tech	6	6	6	2,651-3,200	230,400	230,400
DP Mgr I	4.6	4	4	2,415-2,913	137,696	139,284
Staff DP Analyst	0.5	1	1	2,415-2,913	34,281	34,956
Systems Software Specialist I	8.6	10	10	2,415-2,913	347,940	349,560
Telecomm Analyst II	0.8	2	2	2,197-2,651	55,008	57,642
Assoc DP Analyst	4.1	4	4	2,197-2,651	121,872	125,548
Assoc Programmer Analyst	1.7	2	2	2,197-2,651	63,624	63,624
Assoc Systems Software Specialist	3.2	4	4	2,197-2,651	127,248	127,248
Data Entry Mgr	1	1	1	2,127-2,565	30,006	30,672
DP Techn Supvr II	4	4	4	2,098-2,529	118,888	121,604
Computer Operations Supvr II	2.8	3	3	2,098-2,529	88,540	91,256
Bus Services Off I	-	1	1	1,827-2,197	26,364	26,364
Staff Services Analyst-Gen	1.1	1	1	1,407-2,197	21,924	21,924
Telecomm Analyst I	1.5	2	2	1,407-2,197	48,135	48,288
Key Data Supvr IV	2	2	2	1,827-2,197	53,352	53,352
Programmer II	2.5	3	3	1,827-2,197	77,520	78,696
DP Techn Supvr I	10.7	11	11	1,745-2,098	265,567	272,216
Computer Operations Supvr I	12.5	13	13	1,745-2,098	309,519	319,344
Mgr I	0.2	1	1	1,666-2,002	23,394	24,024
Office Services Supvr III-Gen	2.8	3	3	1,544-1,854	63,024	63,828
Sr DP Techn	17.7	19	19	1,462-1,745	395,983	399,932
Sr Computer Opr	14.8	15	15	1,462-1,745	301,986	308,772
Key Data Supvr II ⁴⁸	7.6	4	4	1,358-1,611	190,445	90,269
Supvng Prog Techn II-Vehicle Regis ⁴⁹	3	-	-	1,358-1,611	-	-
Office Services Supvr I-Gen ⁵⁰	9.5	4	4	1,214-1,551	129,733	80,256
DP Techn	19.2	22	22	1,198-1,523	382,597	390,019
Computer Opr	19.4	20	20	1,198-1,523	350,683	358,308
Secty	1.3	1	1	1,236-1,512	16,572	17,271
Stock Clk	1	1	1	1,168-1,486	16,404	16,404
Key Data Supvr I ⁵¹	36.6	20	20	1,260-1,486	556,806	398,045

2740 DEPARTMENT OF MOTOR VEHICLES—Continued

ORGANIZATIONAL UNIT	NUMBER OF POSITIONS			EXPENDITURES		
	Classification	Filled 1983-84	Authorized 1984-85	Proposed 1985-86	Actual 1983-84	Estimated 1984-85
SALARY RANGE						
Prog Techn II-Vehicle Regis ^{52 53}	29.8	3.5	3.5	1,214-1,425	431,204	136,462
Office Asst II-Typing	9.1	10.8	10.8	1,048-1,367	153,006	155,748
Steno	2	3	3	1,029-1,339	43,389	43,950
Prog Techn I-Vehicle Regis	1.9	-	-	1,126-1,309	-	-
Key Data Opr ⁵⁴	332.1	154.2	154.2	976-1,309	3,913,028	2,835,611
Office Asst II-Gen ⁵⁵	95.6	70	70	1,048-1,309	1,304,571	1,058,462
Office Asst I-Gen ⁵⁶	21.4	6.8	6.8	944-1,087	379,584	100,737
Office Occupations Clk ⁵⁷	4.2	2	2	913-1,048	41,469	26,348
Asst Clk ⁵⁸	5.5	-	-	832-950	-	-
Temporary Help	16.9	15	15	(171,287)	175,680	175,680
Overtime	-	-	-	(340,460)	452,371	452,371
Totals	722.2	452.3	452.3	\$12,137,300	\$11,595,013	\$9,439,675
Totals, Division Of EDP Service ⁵⁹	894.2	646.7	643.7	\$16,980,882	\$16,991,484	\$14,855,064
Division Of Investigative Services						
General Administration Section:						
SALARY RANGE						
C.E.A. III	1	1	1	3,357-4,464	53,568	53,568
Exec Secty I	1	1	1	1,389-1,653	19,836	19,836
Totals	2	2	2	\$71,322	\$73,404	\$73,404
Licensing & Field Enforce Supt Section:						
Supvng Special Investigator II	0.9	1	1	2,669-3,222	35,160	36,864
Supvng Special Investigator I	1.9	2	2	2,319-2,799	66,656	67,176
Sr Special Investigator	3.1	4	4	2,113-2,546	122,208	122,208
Mgr I	0.2	1	1	1,666-2,002	22,581	23,529
Office Services Supvr III-Gen	0.9	1	1	1,544-1,854	22,248	22,248
Programmer I	1	1	1	1,407-1,827	21,924	21,924
Supvng Prog Techn II-Occupational ..	4.7	5	5	1,358-1,611	96,360	96,660
Office Services Supvr I-Gen	1.2	2	2	1,214-1,551	34,200	34,200
Office Techn-Typing	2	2	2	1,214-1,551	34,200	34,200
Supvng Prog Techn I-Occupational ...	2.8	3	3	1,260-1,486	53,496	53,496
Key Data Supvr I	1	1	1	1,260-1,486	17,832	17,832
Prog Techn II-Occupational Lic	15.4	16.5	16.5	1,214-1,425	276,968	279,358
Office Asst II-Typing	9.2	10	10	1,048-1,367	142,258	144,100
Acct Clk II	1	1	1	1,087-1,367	15,120	15,120
Office Asst II-Gen	9.2	10	10	1,048-1,309	143,409	144,309
Key Data Opr	6	7	7	976-1,309	105,963	106,794
Prog Techn I-Occupational Lic	17.7	20	20	1,126-1,309	303,649	308,765
Temporary Help	6.4	5.5	5.5	(66,274)	80,839	80,839
Overtime	-	-	-	(15,778)	20,310	20,310
Totals	84.6	93	93	\$1,389,684	\$1,615,381	\$1,629,932
Enforcement Program Support Section:						
Supvng Special Investigator II	1	1	1	2,669-3,222	35,160	36,864
Supvng Special Investigator I	2	2	2	2,319-2,799	66,786	67,176
Mgr III	2.1	3	3	2,197-2,651	91,548	93,645
Sr Special Investigator	6.8	7	7	2,113-2,546	206,055	208,947
Mgr I	0.9	1	1	1,666-2,002	20,466	21,432
Office Techn-Typing	1	1	1	1,214-1,551	17,100	17,100
Office Asst II-Typing	2	2	2	1,048-1,367	29,688	29,688
Word Processing Techn	0.9	1	1	1,048-1,309	15,708	15,708
Temporary Help	0.6	1.1	1.1	(6,678)	12,205	12,205
Totals	17.3	19.1	19.1	\$433,117	\$494,716	\$502,765
Field Investigations Section:						
Asst Div Chief-Prog Mgr	1	1	1	3,052-3,690	44,280	44,280
Supvng Special Investigator II	6	6	6	2,669-3,222	231,984	231,984
Supvng Special Investigator I	24.3	30	30	2,319-2,799	993,648	1,003,098
Sr Special Investigator	114.8	120	120	2,113-2,546	3,603,821	3,622,434
Special Investigator I ⁶⁰	49.7	71	71	1,723-2,319	1,604,577	1,640,128
Investigator Asst	0.3	1	1	1,417-1,612	17,634	18,390
Office Techn-Typing	4.5	5	5	1,214-1,551	82,098	83,346
Secty	2	2	2	1,236-1,512	34,896	34,896
Prog Techn II-Occupational Lic	24.7	26	26	1,214-1,425	437,962	441,878
Office Asst II-Typing	2	1	1	1,048-1,367	14,568	14,568
Prog Techn I-Occupational Lic	27.6	35	35	1,126-1,309	531,401	538,517
Temporary Help	-	3	3	-	40,638	40,638
Totals	256.9	301	301	\$6,536,247	\$7,637,507	\$7,714,157
Totals, Division of Investigative Services	360.8	415.1	415.1	\$8,430,370	\$9,821,008	\$9,920,258
TOTALS, AUTHORIZED POSITIONS	7025.2	7393.3	7376.3	\$125,299,632	\$141,377,506	\$139,045,989
Regular/Ongoing Positions	6,543.3	7097	7080	117,305,392	134,966,636	132,829,561
Temporary Help	481.9	296.3	296.3	6,545,740	4,394,165	4,193,723
Overtime	-	-	-	1,448,500	2,016,705	2,016,705
Continuously vacant positions abolished by the State Controller:						
Division of Registration Services:						
Registration Operations Section:						
Secty	-	1	1	1,263-1,512	-	-
Prog Techn II-Vehicle Regis	-	3	3	1,214-1,425	-	-
Asst Clk	-	2	2	832-950	-	-

2740 DEPARTMENT OF MOTOR VEHICLES—Continued

1
2
3
4
5
6
7
8
9
10
11
12
13
14
15
16
17
18
19
20
21
22
23
24
25
26
27
28
29
30
31
32
33
34
35
36
37
38
39
40
41
42
43
44
45
46
47
48
49
50
51
52
53
54
55
56
57
58
59
60
61
62
63
64
65
66
67
68
69
70
71
72
73
74
75
76
77
78
79
80
81
82
83
84
85
86
87
88
89
90
91
92
93
94
95
96
97
98

ORGANIZATIONAL UNIT Classification	NUMBER OF POSITIONS			EXPENDITURES		
	Filled 1983-84	Authorized 1984-85	Proposed 1985-86	Actual 1983-84	Estimated 1984-85	Proposed 1985-86
Division of Driver Safety and Licensing:						
Licensing Identification Section:				SALARY RANGE		
Office Services Supvr II-Gen.....	-	1	1	1,358-1,768	-	-
Office Services Supvr I-Gen.....	-	1	1	1,214-1,551	-	-
Prog Techn II-Drivers Licensing.....	-	1	1	1,214-1,425	-	-
Prog Techn I-Drivers Licensing.....	-	2	2	1,126-1,309	-	-
Office Assistant II-typing.....	-	3.5	3.5	1,048-1,367	-	-
Asst Clk.....	-	2	2	832-950	-	-
Post Licensing Services:						
Prin Driver Improvement Analyst.....	-	1	1	2,002-2,415	-	-
Driver Improvement analyst.....	-	2	2	1,401-2,096	-	-
Prog Techn II-Drivers Licensing.....	-	1	1	1,214-1,425	-	-
Division of Field Office Operations:						
General Admin. Section:						
Mgr 1 (exp. 12/30/84).....	-	1	-	1,666-2,002	-	-
Region I:						
Licensing-Regis Examiner.....	-	1	1	1,401-1,666	-	-
Prog Techn II-Motor Vehicles.....	-	5	5	1,214-1,425	-	-
Janitor.....	-	2	2	1,038-1,294	-	-
Region II:						
Supvr Motor Vehicle Rep.....	-	1	1	1,523-1,827	-	-
Licensing-Regis Examiner.....	-	1	1	1,401-1,666	-	-
Janitor.....	-	0.6	0.6	1,038-1,294	-	-
Region IV:						
Licensing-Regis Examiner.....	-	1	1	1,401-1,666	-	-
Prog Techn II-Motor Vehicles.....	-	1	1	1,214-1,425	-	-
Janitor.....	-	0.3	0.3	1,038-1,294	-	-

- ¹ One position transferred from Admin.
- ² One position expires 4/1/85.
- ³ One position expires 3/1/85.
- ⁴ One position expires 6/1/85.
- ⁵ Three positions 9/1/84. Three positions expire 10/1/84. Four positions expire 12/1/84. Three positions expire 2/1/85. Two positions expire 4/1/85. Three positions expire 5/1/85. One position expires 6/1/85.
- ⁶ Two positions expire 3/1/85.
- ⁷ Two positions expire 11/1/84. Three positions expire 1/1/85.
- ⁸ Two positions transferred from Driv Sfty & Lic, twelve positions transferred to Field Off Oper, one position transferred to Exec, three positions transferred from EDP, one position transferred to Invest, one position transferred to NMVB, one position transferred to EDP, one position transferred from Reg.
- ⁹ One position expires 6/1/85.
- ¹⁰ One position expires 1/1/85. One position expires 6/1/85.
- ¹¹ One-half position expires 11/1/84. Two positions expire 3/1/85. Two positions expire 4/1/85. Three positions expire 5/1/85.
- ¹² One position expires 12/1/84. One position expires 1/1/85.
- ¹³ One position expires 12/1/84. Two positions expire 2/1/85. Two positions expire 3/1/85.
- ¹⁴ Four positions expire 9/1/84. Three positions expire 10/1/84. Two and one-half positions expire 11/1/84. One position expires 1/1/85. Two positions expire 2/1/85. Two positions expire 12/1/84.
- ¹⁵ One position expires 3/1/85. One position expires 5/1/85.
- ¹⁶ Three positions expire 1/1/85.
- ¹⁷ One position effective 9/1/84.
- ¹⁸ One position expires 3/1/85.
- ¹⁹ One position effective 10/1/84.
- ²⁰ One position expires 1/1/85.
- ²¹ One position effective 11/1/84.
- ²² Three positions effective 12/1/84.
- ²³ Eleven positions effective 12/1/84.
- ²⁴ Eight positions expire 9/1/84. Six positions expire 10/1/84. Two positions expire 11/1/84. Nine positions expire 12/1/84. Two positions expire 1/1/85. Seven positions expire 2/1/85. Seven positions expire 3/1/85. Five positions expire 4/1/85. Eight positions expire 5/1/85. Five positions expire 6/1/85. Five positions effective 8/1/84. Four positions effective 9/1/84. Seven positions effective 10/1/84. Four positions effective 11/1/84. Six positions effective 12/1/84. Five positions effective 1/1/85. Six positions effective 2/1/85. Six positions effective 3/1/85. Three positions effective 4/1/85.
- ²⁵ One position expires 2/1/85. One position expires 5/1/85.
- ²⁶ Sixteen positions effective 12/1/84.
- ²⁷ Two positions expire 9/1/84. Two positions expire 10/1/84. Two positions expire 11/1/84. Three positions expire 12/1/84. Two positions expire 1/1/85. Two positions expire 2/1/85. Three positions expire 3/1/85. Two positions expire 4/1/85. One position expires 5/1/85. One position expires 6/1/85.
- ²⁸ One position expires 10/1/84. Four positions expire 11/1/84. One position expires 12/1/84. Thirty-three positions expire 1/1/85. Twelve positions expire 2/1/85. One position expires 3/1/85. Six positions expire 4/1/85. Five positions expire 6/1/85.
- ²⁹ Eight positions effective 12/1/84.
- ³⁰ Three positions expire 1/1/85.
- ³¹ Four positions transferred from Driv Sfty & Lic, one position transferred from EDP, one position transferred to Admin, one position transferred to EDP, six positions transferred from Field Off Oper, one position abolished.
- ³² Two positions expire 6/1/85.
- ³³ One position expires 3/1/85. One position expires 4/1/85. Five positions expire 6/1/85.
- ³⁴ Fifty-five positions transferred to Field Off Oper, four positions transferred to Reg, two positions transferred to Admin, two positions transferred to Inves Svcs, thirty-two positions transferred from EDP, one position transferred to EDP, one and one-half positions abolished.
- ³⁵ One position expires 12/30/84.
- ³⁶ One position expires 6/1/85.
- ³⁷ Three positions expire 6/1/85.
- ³⁸ One position expires 4/1/85. Six and eight-tenths positions expire 5/1/85.
- ³⁹ Two positions expire 4/1/85.
- ⁴⁰ Four and eight-tenths positions expire 2/1/85.
- ⁴¹ Ten positions expire 9/1/84. Seven positions expire 10/1/84. Seven positions expire 11/1/84. Five and eight-tenths positions expire 12/1/84.
- ⁴² One position expires 3/1/85.
- ⁴³ Four and nine-tenths positions expire 3/1/85.
- ⁴⁴ One position expires 4/1/85.
- ⁴⁵ Two positions expire 1/1/85. Five and two-tenths positions expire 2/1/85. One-tenth position expires 3/1/85. Five and eight-tenths positions expire 4/1/85. Seven and two-tenths positions expire 5/1/85.
- ⁴⁶ Twelve positions transferred from Admin, six positions transferred to Reg, fifty-five positions transferred from Driv Sfty & Lic.

2740 DEPARTMENT OF MOTOR VEHICLES—Continued

ORGANIZATIONAL UNIT	NUMBER OF POSITIONS			EXPENDITURES			
	Classification	Filed 1983-84	Authorized 1984-85	Proposed 1985-86	Actual 1983-84	Estimated 1984-85	Proposed 1985-86
⁴⁷ Three positions limited term 7/1/84-6/30/85.							
⁴⁸ One position expires 2/1/85. One position expires 4/1/85. One position expires 5/1/85. One position expires 6/1/85.							
⁴⁹ Two positions expire 4/1/85. One position expires 6/1/85.							
⁵⁰ One position expires 11/1/84. Three positions expire 1/1/85. Two positions expire 3/1/85.							
⁵¹ Two positions expire 9/1/84. Two positions expire 11/1/84. Three positions expire 12/1/84. Four positions expire 2/1/85. Four positions expire 4/1/85. Three positions expire 6/1/85.							
⁵² Six positions expire 12/1/84. Three positions expire 1/1/85. Four positions expire 3/1/85. Four positions expire 4/1/85. Five positions expire 5/1/85. Two positions expire 6/1/85.							
⁵³ Five positions expire 9/1/84. Four positions expire 10/1/84. Two positions expire 11/1/84. Five positions expire 2/1/85.							
⁵⁴ Twenty-four positions expire 9/1/84. Seventeen positions expire 10/1/84. Fifteen positions expire 11/1/84. Twenty-three positions expire 12/1/84. Nineteen positions expire 1/1/85. Eighteen positions expire 2/1/85. Seventeen positions expire 3/1/85. Twenty-one positions expire 4/1/85. Twenty-one positions expire 5/1/85. Ten positions expire 6/1/85.							
⁵⁵ Fourteen and eight-tenths positions expire 3/1/85. Five positions expire 4/1/85. Six positions expire 5/1/85. Two positions expire 6/1/85.							
⁵⁶ Six positions expire 9/1/84. Five positions expire 10/1/84. Four positions expire 11/1/84. Six positions expire 12/1/84. Three positions expire 1/1/85. Six positions expire 2/1/85. Thirteen positions expire 3/1/85. One position effective 9/1/84. One position effective 11/1/84. One position effective 2/1/85.							
⁵⁷ Two positions expire 3/1/85.							
⁵⁸ Four positions expire 3/1/85.							
⁵⁹ Three positions transferred to Admin, one position transferred from Admin, one position transferred from Reg, one position transferred to Reg., one position transferred from Driv Sfty & Lic, thirty-two positions transferred to Driv Sfty & Lic, one position abolished.							
⁶⁰ Thirteen positions effective 11/1/84. Four positions effective 12/1/84. One position effective 1/1/85.							
⁶¹ One position transferred from Admin. Two positions transferred from Driv Sfty & Lic.							
⁶² One limited term position expired during 1984-85 FY.							
⁶³ Two limited term positions expired during 1984-85 FY.							
⁶⁴ Three limited term positions expired during 1984-85 FY.							
⁶⁵ Five and two-tenths positions expire 12/1/84. One and two-tenths positions expire 4/1/84.							

2760 TRAFFIC ADJUDICATION BOARD *

				SALARY RANGE		
President ¹	1	1	-	\$9,220	\$9,220	-
Board Member ¹	4	4	-	8,907	35,628	-
C.E.A. II ¹	1	1	-	3,052-4,057	42,560	-
Staff Counsel II ¹	1	1	-	3,128-3,780	45,182	-
Traffic Hearing Mgr ¹	1	1	-	2,717-3,279	36,346	-
Legal Counsel ¹	0.2	-	-	2,792-2,925	-	-
Staff Services Mgr I ¹	-	1	-	2,415-2,913	33,471	-
Traffic Hearing Off ¹	1.5	2	-	2,360-2,845	67,934	-
Assoc Personnel Analyst ¹	0.6	0.5	-	2,197-2,651	15,902	-
Assoc Mgt Analyst ¹	3	3	-	2,197-2,651	89,988	-
Assoc DP Analyst ¹	0.9	1	-	2,197-2,651	29,892	-
Traffic Services Mgr ¹	1	1	-	1,666-2,002	23,304	-
Sr Legal Typist ¹	1	1	-	1,331-1,729	18,664	-
Exec Secty I ¹	0.8	-	-	1,389-1,653	-	-
Traffic Services Supvr ¹	1.9	3	-	1,358-1,611	56,645	-
Mgt Services Techn ¹	0.9	-	-	1,177-1,565	-	-
Office Techn-Typing ¹	0.8	1	-	1,214-1,551	14,568	-
DP Techn ¹	1	1	-	1,198-1,523	18,276	-
Traffic Services Techn ¹	12.8	12	-	1,126-1,425	202,608	-
Accountant I (Spec) ¹	0.1	1	-	2,058-1,367	19,620	-
Office Asst II-Typing ¹	0.9	1	-	1,048-1,367	15,120	-
Key Data Opr ¹	1.4	2	-	976-1,309	31,416	-
Word Processing Techn ¹	0.1	-	-	1,048-1,309	-	-
Temporary Help ¹	5.4	7.7	-	(156,114)	158,327	-
Overtime	-	-	-	(23,974)	7,000	-
TOTALS, AUTHORIZED POSITIONS	42.3	46.2	-	\$914,522	\$971,671	-
Regular/Ongoing Positions	36.9	38.5	-	734,434	806,344	-
Temporary Help	5.4	7.7	-	156,114	158,327	-
Overtime	-	-	-	23,974	7,000	-

¹ Position (s) expire (s) 6/30/85

2780 STEPHEN P. TEALE DATA CENTER *

Executive Office				SALARY RANGE		
C.E.A. IV	1	1	1	\$3,618-4,680	\$50,088	\$52,536
C.E.A. II	1.8	2	2	3,052-4,057	97,368	97,368
Sr DP Analyst	1	4	4	2,651-3,200	149,160	153,600
Staff Services Mgr I	1	1	1	2,415-2,913	33,876	34,956
Staff DP Analyst	6.3	2	2	2,415-2,913	64,920	66,646
Assoc Mgt Analyst	0.8	1	1	2,197-2,651	31,324	31,812
Assoc DP Analyst	0.1	2	2	2,197-2,651	60,120	61,476
Assoc Programmer Analyst	0.2	-	-	2,197-2,651	-	-
Staff Services Analyst-Gen	0.9	1	1	1,407-2,197	21,138	21,865
Exec Secty II	1	1	1	1,512-1,809	21,708	21,708
Exec Secty I	1.9	2	2	1,389-1,653	38,427	39,605
Mgt Services Techn	0.1	-	-	1,177-1,565	-	-
Secty	0.1	-	-	1,236-1,512	-	-
Totals, Executive Office	16.2	17	17	\$517,811	\$568,129	\$581,572

*The Salary Range and the amounts shown in 1984-85 and 1985-86 for this department do not reflect the 1984-85 fiscal year salary increase adjustment. This adjustment is reflected in the departmental Summary by Object of the Governor's Budget.

2780 STEPHEN P. TEALE DATA CENTER—Continued

ORGANIZATIONAL UNIT	NUMBER OF POSITIONS			EXPENDITURES			
	Classification	Filed 1983-84	Authorized 1984-85	Proposed 1985-86	Actual 1983-84	Estimated 1984-85	Proposed 1985-86
Operations Division							
SALARY RANGE							
DP Mgr III	1	1	1	2,913-3,518	42,216	42,216	
Assoc Mgt Analyst	1	1	1	2,197-2,651	31,812	31,812	
Office Techn-Gen	1	1	1	1,214-1,551	17,042	17,100	
First Avenue Facility Branch:							
DP Mgr II	1	1	1	2,651-3,200	38,400	38,400	
DP Mgr I	2	2	2	2,415-2,913	68,832	69,912	
DP Techn Supvr II	0.9	1	1	2,098-2,529	26,265	27,530	
Computer Operations Supvr II	3.2	3	3	2,098-2,529	87,330	90,468	
DP Techn Supvr I	2	2	2	1,745-2,098	47,042	48,707	
Computer Operations Specialist I	0.3	1	1	1,745-2,098	21,596	22,604	
Computer Operations Supvr I	6.7	6	6	1,745-2,098	142,338	146,898	
Sr DP Techn	3.1	7	7	1,462-1,745	132,054	136,650	
Sr Computer Opr	24.6	24	24	1,462-1,745	468,030	485,289	
Office Techn-Typing	1	1	1	1,214-1,551	17,100	17,100	
DP Techn	6.4	3	3	1,198-1,523	46,500	48,002	
Computer Opr ¹	10.3	9	11	1,198-1,523	150,282	187,032	
Stock Clk	1	-	-	1,168-1,486	-	-	
Office Asst II-Gen	9.6	8	8	1,048-1,309	114,464	116,748	
Service Asst-EDP Operations ²	1.6	5	5	1,018-1,177	77,867	66,948	
Computer Output Microfilm Branch:							
DP Mgr II	1	1	1	2,651-3,200	38,256	38,400	
Staff DP Analyst	1	1	1	2,415-2,913	34,956	34,956	
Computer Operations Supvr II	0.7	1	1	2,098-2,529	25,968	27,212	
Programmer II	0.9	1	1	1,827-2,197	22,774	23,844	
Computer Operations Supvr I	0.7	1	1	1,745-2,098	23,942	25,040	
Programmer I	0.1	-	-	1,407-1,827	-	-	
Sr Computer Opr	2.1	5	5	1,462-1,745	92,972	96,861	
Computer Opr ¹	6	5	3	1,198-1,523	81,609	52,416	
Hardware Acquisition Branch:							
DP Mgr II	1	1	1	2,651-3,200	38,400	38,400	
Sr DP Analyst	1.9	2	2	2,651-3,200	71,445	74,885	
Staff DP Analyst	0.9	1	1	2,415-2,913	34,956	34,956	
Assoc DP Analyst	1.8	2	2	2,197-2,651	57,560	60,344	
Staff Services Analyst-Gen	2.7	3.5	3.5	1,407-2,197	76,974	80,607	
Mgt Services Techn	-	-	-	1,177-1,565	-	-	
Office Asst II-Typing	1	1	1	1,048-1,367	14,568	14,568	
Calstars Branch:							
DP Mgr II	0.3	-	-	2,651-3,200	-	-	
Computer Operations Supvr II	0.7	1	1	2,098-2,529	25,968	27,212	
Computer Operations Supvr I	1	1	1	1,745-2,098	22,604	23,664	
Sr Computer Opr ⁴	3.2	2	2	1,462-1,745	46,660	40,649	
Computer Opr ^{5,6}	2	-	-	1,198-1,523	6,422	-	
Service Asst-EDP Operations ⁷	0.1	-	-	1,018-1,177	1,070	-	
Isbell Facility Branch:							
DP Mgr II	1	1	1	2,651-3,200	38,400	38,400	
DP Mgr I	2	2	2	2,415-2,913	66,646	68,165	
Staff DP Analyst	0.9	1	1	2,415-2,913	34,956	34,956	
Assoc Systems Software Specialist	0.7	1	1	2,197-2,651	28,532	29,892	
Computer Operations Specialist II	0.6	2	2	2,098-2,529	56,840	59,556	
DP Techn Supvr II	1	1	1	2,098-2,529	30,006	30,348	
Computer Operations Supvr II	3.8	3	3	2,098-2,529	87,108	90,126	
Programmer II	0.3	-	-	1,827-2,197	-	-	
Computer Operations Specialist I	0.6	2	2	1,745-2,098	46,772	47,780	
DP Techn Supvr I	1.9	2	2	1,745-2,098	46,967	49,158	
Computer Operations Supvr I	5.1	4	4	1,745-2,098	99,014	101,576	
Programmer I	0.3	1	1	1,407-1,827	21,842	21,924	
Sr DP Techn	3.9	6	6	1,462-1,745	113,434	118,075	
Sr Computer Opr	18.4	19	19	1,462-1,745	372,317	384,919	
Office Techn-Typing	0.9	1	1	1,214-1,551	15,659	16,346	
DP Techn	3.8	2	2	1,198-1,523	33,249	34,669	
Computer Opr ^{8,9,10}	4.4	1	2	1,198-1,523	33,452	33,660	
Stock Clk	1	1	1	1,168-1,486	16,172	16,404	
Office Asst II-Gen ^{11,12}	9.4	6	6	1,048-1,309	86,744	87,616	
Service Asst-EDP Operations	1	1	1	1,018-1,177	12,618	13,032	
Office Asst I-Gen ¹⁰	0.3	3	2	944-1,087	44,052	24,312	
User Support Branch:							
DP Mgr I	1	1	1	2,415-2,913	34,011	34,956	
DP Techn Supvr II	2.9	3	3	2,098-2,529	85,593	88,226	
DP Techn Supvr I	5.6	6	6	1,745-2,098	135,684	141,639	
Sr DP Techn ^{14,15}	9.8	9	9	1,462-1,745	193,261	182,357	
Office Techn-Typing	0.4	1	1	1,214-1,551	15,365	15,998	
DP Techn	0.6	-	-	1,198-1,523	-	-	
Office Asst II-Typing	1.6	1	1	1,048-1,367	14,040	14,568	
Service Asst-EDP Operations	1.4	2	2	1,018-1,177	25,815	26,676	
Totals, Operations Division	190.4	188.5	188.5	\$3,774,574	\$4,034,823	\$4,092,764	

2780 STEPHEN P. TEALE DATA CENTER—Continued

ORGANIZATIONAL UNIT	NUMBER OF POSITIONS			EXPENDITURES		
	Filed 1983-84	Authorized 1984-85	Proposed 1985-86	Actual 1983-84	Estimated 1984-85	Proposed 1985-86
Technical Services Division				SALARY RANGE		
DP Mgr IV	1	1	1	3,200-3,869	46,428	46,428
DP Mgr I	1	1	1	2,415-2,913	34,956	34,956
DP Techn Supvr I	1	1	1	1,745-2,098	23,754	24,888
Mgt Services Techn	1	1	1	1,177-1,565	16,752	17,466
Office Techn-Typing	0.5	-	-	1,214-1,551	-	-
Office Asst II-Typing	1.8	2	2	1,048-1,367	28,047	28,944
Office Asst I-Typing	-	1	1	976-1,126	12,156	12,546
Timeshare Branch:						
Systems Software Spec III-Supvry	0.3	1	1	2,913-3,518	42,055	42,216
Systems Software Spec III-Tech	0.6	-	-	2,913-3,518	-	-
Systems Software Spec II-Tech	1.7	2	2	2,651-3,200	74,293	76,652
Sr DP Analyst	1	1	1	2,651-3,200	38,400	38,400
Staff Programmer Analyst	0.9	1	1	2,415-2,913	33,209	34,821
Systems Software Specialist I	0.4	-	-	2,415-2,913	-	-
Assoc Programmer Analyst	1	1	1	2,197-2,651	31,812	31,812
Programmer II	0.7	1	1	1,827-2,197	25,770	26,364
Staff Services Analyst-Gen ¹⁶	0.5	-	-	1,407-2,197	12,163	-
DP Techn Supvr I	0.7	1	1	1,745-2,098	22,604	23,664
Programmer I	0.6	1	1	1,407-1,827	18,344	19,167
Sr DP Techn	0.3	-	-	1,462-1,745	-	-
Teleprocessing Systems Branch:						
DP Mgr III	1	1	1	2,913-3,518	42,216	42,216
Systems Software Spec III-Tech	0.9	1	1	2,913-3,518	42,055	42,216
Systems Software Spec II-Tech	3.7	4	4	2,651-3,200	149,429	151,685
DP Mgr II	0.7	1	1	2,651-3,200	36,207	37,956
DP Mgr I	1	1	1	2,415-2,913	34,956	34,956
Systems Software Specialist I	2.8	3	3	2,415-2,913	99,707	101,851
Assoc DP Analyst	-	2	2	2,197-2,651	55,232	57,870
Assoc Systems Software Specialist ¹⁷	5.9	5	5	2,197-2,651	144,890	150,344
Computer Operations Specialist II	-	3	3	2,098-2,529	77,310	81,000
Computer Operations Supvr II	2	2	2	2,098-2,529	56,316	57,560
Programmer II	2.3	1	1	1,827-2,197	26,265	26,364
Computer Operations Specialist I	2	7	7	1,745-2,098	157,510	163,663
Computer Operations Supvr I	5.1	-	-	1,745-2,098	-	-
Sr Computer Opr ¹⁸	2.1	-	-	1,462-1,745	20,091	-
Computer Opr	0.5	1	1	1,198-1,523	18,276	18,276
Technical Support Branch:						
DP Mgr III	1	1	1	2,913-3,518	42,216	42,216
DP Mgr II	1	1	1	2,651-3,200	38,400	38,400
Systems Software Spec II-Tech	2	2	2	2,651-3,200	76,800	76,800
DP Mgr I	1	1	1	2,415-2,913	34,956	34,956
Staff Programmer Analyst	1	2	2	2,415-2,913	68,697	69,912
Systems Software Specialist I	2.8	4	4	2,415-2,913	129,870	134,001
Assoc Mgt Analyst	0.7	-	-	2,197-2,651	-	-
Assoc Programmer Analyst	5	4	4	2,197-2,651	126,272	127,248
Assoc Systems Software Specialist	4.2	4	4	2,197-2,651	119,896	124,092
Assoc DP Analyst	0.3	1	1	2,197-2,651	31,812	31,812
DP Techn Supvr II	0.9	1	1	2,098-2,529	26,265	27,530
Programmer II	1.8	2	2	1,827-2,197	49,053	50,118
DP Techn Supvr I	0.9	1	1	1,745-2,098	22,604	23,664
Programmer I	0.3	1	1	1,407-1,827	19,392	20,020
Sr DP Techn	0.6	1	1	1,462-1,745	17,544	18,276
Service Asst-EDP Operations	0.4	-	-	1,018-1,177	-	-
Operating Systems Branch:						
Systems Software Spec III-Tech	0.8	1	1	2,913-3,518	41,894	42,216
Systems Software Spec II-Tech	2.2	2	2	2,651-3,200	76,356	76,800
Systems Software Specialist I	0.7	1	1	2,415-2,913	29,892	31,324
Assoc Systems Software Specialist	1.2	1	1	2,197-2,651	31,812	31,812
Data Management Branch:						
Systems Software Spec III-Supvry	0.3	1	1	2,913-3,518	42,216	42,216
Systems Software Spec III-Tech	0.7	-	-	2,913-3,518	-	-
Sr Programmer Analyst	1	1	1	2,651-3,200	38,400	38,400
Systems Software Spec II-Tech	0.9	1	1	2,651-3,200	36,485	38,252
Systems Software Specialist I	1.7	3	3	2,415-2,913	99,751	102,740
Assoc Programmer Analyst	0.1	-	-	2,197-2,651	-	-
Assoc Systems Software Specialist	5	4	4	2,197-2,651	120,452	123,968
Programmer II	0.3	-	-	1,827-2,197	-	-
Programmer I	1	1	1	1,407-1,827	20,454	21,411
Totals, Technical Services Division	84.8	90	90	\$2,461,871	\$2,762,692	\$2,792,015
Administration Division						
DP Mgr III	1	1	1	2,913-3,518	42,216	42,216
Office Techn-Typing	0.7	1	1	1,214-1,551	15,940	16,636
Office Asst II-Typing	0.1	-	-	1,048-1,367	-	-
Fiscal & Business Services Branch:						
Fiscal Off II	1	1	1	2,651-3,200	38,400	38,400
Bus Service Off II	1	1	1	2,002-2,415	28,980	28,980
Acctg Off	1	1	1	1,827-2,197	26,364	26,364
Materials & Stores Supvr II	1	1	1	1,591-2,098	22,944	22,944
Accountant I - Supvr	1	1	1	1,401-1,827	19,992	19,992
Warehouse Worker	2	2	2	1,401-1,666	36,552	36,552
Acctg Techn	0.9	1	1	1,214-1,551	16,346	17,042
Office Techn-Gen	1	1	1	1,214-1,551	17,042	17,100

2780 STEPHEN P. TEALE DATA CENTER—Continued

ORGANIZATIONAL UNIT Classification	NUMBER OF POSITIONS			EXPENDITURES		
	Filled 1983-84	Authorized 1984-85	Proposed 1985-86	Actual 1983-84	Estimated 1984-85	Proposed 1985-86
				SALARY RANGE		
Acct Clk II	0.3	1	1	1,087-1,367	14,436	14,982
Personnel-Employee Relations Branch:						
Staff Services Mgr I	2	2	2	2,415-2,913	69,912	69,912
Staff Services Analyst-Gen	1.6	3	3	1,407-2,197	61,801	62,774
Personnel Asst II	1	1	1	1,481-1,768	21,216	21,216
Mgt Services Techn	0.3	-	-	1,177-1,565	-	-
Personnel Techn I	0.8	-	-	1,138-1,565	-	-
Personnel Asst I	0.9	1	1	1,126-1,551	18,612	18,612
Office Asst II-Gen	0.1	0.5	0.5	1,048-1,309	7,284	7,284
Administrative Services Branch:						
Staff Services Mgr I	1	1	1	2,415-2,913	34,956	34,956
Assoc Govtl Prog Analyst	1.4	2	2	2,197-2,651	56,884	59,622
Staff Services Analyst-Gen	2.3	2	2	1,407-2,197	43,092	45,016
Mgt Services Techn	-	1	1	1,177-1,565	18,780	18,780
Office Techn-Gen	1	1	1	1,214-1,551	16,230	16,926
DP Techn	1	-	-	1,198-1,523	-	-
Office Asst II-Typing	0.3	1	1	1,048-1,367	14,568	14,568
Word Processing Techn	1	2	2	1,048-1,309	30,595	31,220
Budget & Billing Systems Branch:						
Staff Services Mgr I	1	1	1	2,415-2,913	34,416	34,956
Assoc Mgt Analyst	2	4	4	2,197-2,651	114,400	118,368
DP Techn Supvr II	1	1	1	2,098-2,529	28,196	29,550
Staff Services Analyst-Gen	1.9	-	-	1,407-2,197	-	-
Office Techn-Typing	1	1	1	1,214-1,551	17,042	17,100
Totals, Administration Division	32.6	36.5	36.5	\$761,945	\$867,196	\$882,068
Temporary Help	6.8	3	3	99,106	54,123	54,123
Overtime	-	-	-	242,485	373,810	373,810
TOTALS, AUTHORIZED POSITIONS	330.8	335	335	\$7,857,792	\$8,660,773	\$8,776,352
Regular/Ongoing Positions	324	332	332	7,516,201	8,232,840	8,348,419
Temporary Help	6.8	3	3	99,106	54,123	54,123
Overtime	-	-	-	242,485	373,810	373,810

- ¹ Redirected two positions from the First Avenue Facility Branch to the Computer Output Microfilm Branch to support the Online COM Project
- ² Section 28—One position abolished 3/31/85
- ⁴ One position abolished—12/1/84
- ⁵ One position abolished—9/1/84
- ⁶ One position abolished—10/1/84
- ⁷ One position abolished—8/1/84
- ⁸ Two positions abolished—7/1/84
- ⁹ Section 28—One position abolished—5/31/85
- ¹⁰ Redirected—One position to support the Online COM Project.
- ¹¹ Two positions abolished—7/1/84
- ¹² One position expires 12/31/84
- ¹⁴ One position abolished—7/1/84
- ¹⁵ Section 28—One position abolished—5/31/85
- ¹⁶ Position expires 12/31/84
- ¹⁷ One position abolished—7/1/84
- ¹⁸ Section 28—One position abolished—3/31/85

2790 CALIFORNIA HOUSING FINANCE AGENCY *

Executive Office				SALARY RANGE		
Exec Director	1	1	1	\$5,478	\$65,736	\$65,736
Adm Asst	-	1	1	2,197-2,651	31,812	31,812
Exec Secty	1	-	-	1,389-1,653	-	-
Totals, Executive Office	2	2	2	\$83,448	\$97,548	\$97,548
Administration						
Director's Office:						
Director	0.8	1	1	3,690-4,464	53,568	53,568
Exec Secty I	0.4	1	1	1,389-1,653	19,836	19,836
Administrative Services:						
Assoc Personnel Analyst	1	1	1	2,197-2,651	30,348	31,812
Staff Serv Analyst	1	1	1	2,197-2,651	28,980	30,348
Personnel Asst I	1	1	1	1,309-1,551	18,612	18,612
Office Techn	1	-	-	1,214-1,425	-	-
Word Processing Techn	1	1	1	1,126-1,309	15,708	15,708
Office Asst II	0.9	1	1	1,048-1,214	13,512	14,016
Intermittent Clerical	0.7	-	-	1,048-1,214	-	-
Data Processing:						
DP Mgr III	-	1	1	2,913-3,518	38,400	40,284
Programmer II	1	2	2	1,973-2,373	52,008	54,456
Programmer I	0.9	-	-	1,645-1,973	-	-
Intermittent Clerical	1.1	-	-	1,048-1,214	-	-
Fiscal Services:						
Comptroller, C.E.A. II	1	1	1	3,052-4,057	48,684	48,684
Acctg Admin I	0.8	1	1	2,415-2,913	34,956	34,956
Sr Acctg Off	1	3	3	2,197-2,651	86,940	91,044

*The Salary Range and the amounts shown in 1984-85 and 1985-86 for this department do not reflect the 1984-85 fiscal year salary increase adjustment. This adjustment is reflected in the departmental Summary by Object of the Governor's Budget.


2790 CALIFORNIA HOUSING FINANCE AGENCY—Continued

ORGANIZATIONAL UNIT	NUMBER OF POSITIONS			EXPENDITURES		
	Filled 1983-84	Authorized 1984-85	Proposed 1985-86	Actual 1983-84	Estimated 1984-85	Proposed 1985-86
Classification				SALARY RANGE		
Accountant I.....	2.9	3	3	1,401-1,666	54,828	57,276
Acctg Techn.....	13.4	12.5	12.5	1,214-1,425	205,050	213,750
Totals, Administration.....	29.9	30.5	30.5	\$609,623	\$701,430	\$724,350
Legal						
General Counsel's Office:						
Gen Counsel.....	1	1	1	4,464	53,568	53,568
Staff Counsel III.....	-	1	1	3,602-4,360	43,224	45,360
Staff Counsel II.....	1	1	1	3,128-3,780	41,280	43,224
Staff Counsel I.....	1.4	1	1	2,845-3,440	37,536	39,348
Staff Services Analyst.....	1	1	1	2,197-2,651	28,980	30,348
Exec Secty I.....	1	1	1	1,389-1,653	19,836	19,836
Intermittent Clerical.....	0.8	0.8	0.8	1,048-1,214	10,810	11,213
Affirmative Action:						
Housing Finance Off.....	1	1	1	3,052-3,690	38,400	40,284
Housing Finance Specialist.....	-	1	1	2,415-2,913	33,336	34,956
Housing Finance Assoc.....	1.7	1	1	2,197-2,651	28,980	30,348
Secty.....	0.5	1	1	1,236-1,454	14,832	15,396
Totals, Legal.....	9.4	10.8	10.8	\$303,914	\$350,782	\$363,881
Government and Public Relations						
Director.....	1	1	1	3,451	41,412	41,412
Legislative Asst.....	0.7	1	1	2,197-2,651	31,812	31,812
Secty.....	1	1	1	1,236-1,454	16,740	17,448
Totals, Government and Public Relations.....	2.7	3	3	\$70,911	\$89,964	\$90,672
Financing						
Director.....	1	1	1	4,608	56,160	56,160
Housing Finance Off.....	1	1	1	3,052-3,690	40,284	42,216
Investment Off.....	1	1	1	2,913-3,518	42,216	42,216
Exec Secty.....	-	1	1	1,389-1,653	16,668	17,400
Office Techn.....	0.5	-	-	1,214-1,425	-	-
Totals, Financing.....	3.5	4	4	\$169,116	\$155,328	\$157,992
Insurance						
Chief, Insurance Prog.....	-	1	1	3,357-4,057	48,684	48,684
Housing Finance Off.....	-	1	1	3,052-3,690	36,624	38,400
Secty.....	-	1	1	1,236-1,454	14,832	15,396
Totals, Insurance.....	-	3	3	-	\$100,140	\$102,480
Programs						
Division Management:						
Director.....	1	1	1	4,680	56,160	56,160
Dep Director (Rental).....	1	1	1	3,690-4,464	53,568	53,568
Housing Finance Assoc.....	1	1	1	2,197-2,651	31,812	31,812
Mgt Services Tech.....	1	1	1	1,421-1,690	17,772	18,528
Exec Secty I.....	-	1	1	1,389-1,653	16,668	17,400
Office Techn.....	0.6	0.7	0.7	1,214-1,425	15,708	16,404
Single Family Programs:						
Housing Finance Chief.....	1	1	1	3,357-4,057	40,284	42,216
Housing Finance Off.....	2	2	2	3,052-3,690	76,800	80,568
Housing Finance Spec.....	2.6	4	4	2,415-2,913	121,392	127,248
Housing Finance Assoc.....	3.8	4	4	2,197-2,651	105,456	110,544
Secty.....	1	1	1	1,236-1,454	14,832	15,396
Property Management:						
Northern California:						
Housing Finance Chief.....	1	1	1	3,357-4,057	44,280	46,428
Housing Finance Off.....	3	4	4	3,052-3,690	146,496	153,600
Housing Finance Specialist.....	-	1	1	2,415-2,913	28,980	30,348
Housing Maint Insp.....	1	1	1	2,360-2,845	28,320	29,664
Housing Finance Assoc.....	-	1	1	2,197-2,651	28,980	30,348
Housing Finance Asst.....	1.4	1	1	1,827-2,197	24,024	25,176
Housing Finance Trainee.....	-	1	1	1,523-1,827	22,368	23,520
Secty.....	1	1	1	1,236-1,454	14,832	15,396
Key Data Opr.....	1	0.5	0.5	1,126-1,309	7,008	7,284
Southern California:						
Housing Finance Off.....	2.1	3	3	3,052-3,690	120,852	126,648
Housing Finance Spec.....	1	1	1	2,415-2,913	33,336	34,956
Maint Insp.....	-	1	1	2,360-2,845	28,320	29,664
Housing Finance Assoc.....	1	2	2	2,197-2,651	52,728	55,272
Housing Finance Asst.....	1	2	2	1,827-2,197	45,888	48,048
Secty.....	-	1	1	1,236-1,454	14,832	15,396
Key Data Opr.....	0.5	0.5	0.5	1,126-1,309	7,008	7,284
Rental—North:						
Underwriting:						
Housing Finance Chief.....	-	1	1	3,357-4,057	46,428	48,684
Housing Finance Off.....	1	2	2	3,052-3,690	80,568	84,432
Housing Finance Spec.....	1	1	1	2,415-2,913	31,812	33,336

2790 CALIFORNIA HOUSING FINANCE AGENCY—Continued

ORGANIZATIONAL UNIT Classification	NUMBER OF POSITIONS			EXPENDITURES		
	Filled 1983-84	Authorized 1984-85	Proposed 1985-86	Actual 1983-84	Estimated 1984-85	Proposed 1985-86
				SALARY RANGE		
Housing Finance Assoc	1	2	2	2,197-2,651	57,960	60,696
Secty	-	1	1	1,236-1,454	14,832	15,396
Office Techn	-	2	2	1,214-1,425	29,136	30,240
Office Asst II	1.8	-	-	1,048-1,214	-	-
Construction Services:						
Housing Finance Off	1	1	1	3,052-3,690	44,280	44,280
Sr Fld Insp	-	-	-	2,717-3,279	-	-
Fld Insp	2	2	2	2,519-3,128	71,592	75,072
Housing Finance Asst	1	1	1	1,827-2,197	25,176	25,176
Office Techn	0.8	-	-	1,214-1,425	-	-
Rental—South:						
Underwriting:						
Housing Finance Chief	1	1	1	3,357-4,057	48,685	48,684
Housing Finance Off	2	2	2	3,052-3,690	73,248	76,800
Housing Finance Specialist	-	1	1	2,415-2,913	28,980	30,348
Secty	1	-	-	1,236-1,454	-	-
Office Techn	0.9	1	1	1,214-1,425	14,568	15,120
Steno	1	1	1	1,218-1,411	16,452	17,196
Architectural Services:						
Supvng Design Off	1	1	1	3,128-3,780	45,360	45,360
Sr Design Off	-	1	1	2,717-3,279	35,796	37,536
Assoc Design Off	1.1	1	1	-	28,320	29,664
Construction Services:						
Housing Finance Chief	1	-	-	3,357-4,057	-	-
Housing Finance Off	1	-	-	3,128-3,780	-	-
Supvng Estimator	1	1	1	3,052-3,690	43,224	45,360
Sr Fld Insp	2	1	1	2,717-3,279	39,348	39,348
Fld Insp	1.8	2	2	2,591-3,128	71,592	75,072
Assoc Estimator	1	1	1	2,360-2,845	32,604	34,140
Housing Finance Asst	2	2	2	1,827-2,197	50,352	52,728
Secty	1	-	-	1,236-1,454	-	-
Office Techn	1	2	2	1,214-1,425	30,240	31,416
Totals, Programs	58.4	70.7	70.7	\$1,750,966	\$2,159,256	\$2,244,960
TOTALS, AUTHORIZED POSITIONS	105.9	124	124	\$2,987,978	\$3,654,448	\$3,781,883
Regular/Ongoing Positions	105.9	124	124	2,987,978	3,654,448	3,781,883

1
2
3
4
5
6
7
8
9
10
11
12
13
14
15
16
17
18
19
20
21
22
23
24
25
26
27
28
29
30
31
32
33
34
35
36
37
38
39
40
41
42
43
44
45
46
47
48
49
50
51
52
53
54
55
56
57
58
59
60
61
62
63
64
65
66
67
68
69
70
71
72
73
74
75
76
77
78
79
80
81
82
83
84
85
86
87
88
89
90
91
92
93
94
95
96
97
98



3125 CALIFORNIA TAHOE CONSERVANCY *

ORGANIZATIONAL UNIT Classification	NUMBER OF POSITIONS			EXPENDITURES		
	Filled 1983-84	Authorized 1984-85	Proposed 1985-86	Actual 1983-84	Estimated 1984-85	Proposed 1985-86
				SALARY RANGE		
Exec Off	-	1	1	\$3,900	\$46,800	\$49,140
Staff Counsel II	-	1	1	3,129-3,780	37,536	39,413
Sr Acquisition Specialist	-	1	1	2,651-3,200	31,812	33,403
Staff Services Mgr I	-	1	1	2,415-2,913	28,980	30,429
Assoc Acquisition Specialist	-	1	1	2,197-2,651	26,364	27,682
Assoc Mgt Analyst	-	1	1	2,197-2,651	26,364	27,682
Legal Counsel	-	0.5	1	2,051-2,591	12,306	25,842
Asst Acquisition Specialist	-	1	1	1,827-2,197	21,924	23,020
Staff Services Analyst	-	1	1	1,407-2,197	16,884	17,728
Exec Secty	-	1	1	1,389-1,653	16,668	17,501
Ofc Asst II	-	1	1	1,048-1,309	12,576	13,205
Word Processing Techn	-	1	1	1,048-1,309	12,576	13,205
Temporary Help	-	1	0.5	-	24,300	12,758
TOTALS, AUTHORIZED POSITIONS	-	12.5	12.5	-	\$315,090	\$331,008
Regular/Ongoing Positions	-	11.5	12	-	290,790	318,250
Temporary Help	-	1	0.5	-	24,300	12,758

3340 CALIFORNIA CONSERVATION CORPS *

Executive Office				SALARY RANGE		
Director	1	1	1	\$4,833	\$57,996	\$57,996
Dep Director	1	1	1	4,404	52,848	52,848
Exec Secty II	1	1	1	1,512-1,809	20,688	21,564
Office Techn-Typing	1	1	1	1,214-1,551	17,100	17,100
Office Asst II-Typing	0.1	1	1	1,048-1,367	12,954	13,374
Temporary Help	-	-	-	(1,078)	-	-
Totals	4.1	5	5	\$145,807	\$161,586	\$162,882
Program Development						
Dep Director-Prog-Policy	1	1	1	3,372-3,534	42,408	42,408
Assoc Govtl Prog Analyst	1.4	1	1	2,197-2,651	27,530	28,868
Staff Services Analyst-Gen	0.5	1	1	1,407-2,197	24,792	25,968
Asst Info Off	0.1	1	1	1,827-2,197	21,924	22,944
Office Techn-Typing	0.9	1	1	1,214-1,551	15,610	16,288
Secty	0.1	-	-	1,236-1,512	-	-
Word Processing Techn	0.6	-	-	1,048-1,309	-	-
Temporary Help	0.1	-	-	(2,768)	-	-
Totals	4.7	5	5	\$118,107	\$132,264	\$136,476
Fiscal Branch						
Financial Services:						
Staff Services Mgr I	1	1	1	2,415-2,913	34,956	34,956
Sr Acctg Off-Supvr	1	1	1	2,197-2,651	29,664	31,080
Assoc Budget Analyst	1.2	1	1	2,197-2,651	27,106	28,420
Staff Services Analyst-Gen	0.4	-	-	1,407-2,197	-	-
Asst Adm Analyst	0.3	1	1	1,827-2,197	22,264	23,304
Acctg Off-Supvr	2.6	2	2	1,827-2,197	43,848	45,888
Office Techn-Typing	0.4	1	1	1,214-1,551	15,267	15,882
Acctg Techn	2.9	4	4	1,214-1,551	66,282	66,861
Sr Acct Clk	4.1	5	5	1,214-1,551	80,696	82,774
Office Asst II-Typing	0.2	1	1	1,048-1,367	13,059	13,479
Acct Clk II	2.3	3	3	1,087-1,367	43,646	44,718
Bookkeeping Mach Opr II	0.5	-	-	1,126-1,309	-	-
Temporary Help	0.8	-	-	(21,697)	-	-
Totals	17.7	20	20	\$338,537	\$376,788	\$387,362
Management Services:						
Staff Services Mgr I	0.6	-	-	2,415-2,913	-	-
Bus Service Off III	1	1	1	2,197-2,651	31,812	31,812
Assoc Programmer Analyst	0.4	-	-	2,197-2,651	-	-
Assoc Mgt Analyst	0.6	-	-	2,197-2,651	-	-
Bus Service Off II	0.6	2	2	2,002-2,415	57,064	57,960
Bus Service Off I	2.6	2	2	1,827-2,197	48,179	50,462
Office Techn-Typing	1.5	2	2	1,214-1,551	34,200	34,200
Office Asst II-Typing	0.5	1	1	1,048-1,367	12,954	13,374
Steno	0.6	-	-	1,029-1,339	-	-
Office Asst II-Gen	0.1	-	-	1,048-1,309	-	-
Word Processing Techn	0.1	-	-	1,048-1,309	-	-
Temporary Help	0.2	-	-	(5,476)	-	-
Totals	8.8	8	8	\$204,491	\$184,209	\$187,808
Totals, Fiscal Branch	26.5	28	28	\$543,028	\$560,997	\$575,170
Personnel Services:						
Staff Services Mgr I	1.3	2	2	2,415-2,913	69,912	69,912
Assoc Personnel Analyst	3	3	3	2,197-2,651	95,070	95,436
Trng Off I	0.7	-	-	2,197-2,651	-	-
Personnel Asst III	1	1	1	1,611-1,939	23,268	23,268
Personnel Asst II	2	3	3	1,481-1,768	60,204	60,960

*The Salary Range and the amounts shown in 1984-85 and 1985-86 for this department do not reflect the 1984-85 fiscal year salary increase adjustment. This adjustment is reflected in the departmental Summary by Object of the Governor's Budget.

3340 CALIFORNIA CONSERVATION CORPS—Continued

ORGANIZATIONAL UNIT	NUMBER OF POSITIONS			EXPENDITURES			
	Classification	Filled 1983-84	Authorized 1984-85	Proposed 1985-86	Actual 1983-84	Estimated 1984-85	Proposed 1985-86
					SALARY RANGE		
Personnel Asst I	6.8	8	8	1,126-1,551	142,327	144,373	
Office Techn-Typing	1.9	2	2	1,214-1,551	32,416	33,040	
Office Asst II-Typing	0.9	1	1	1,048-1,367	13,059	13,479	
Steno	0.4	1	1	1,029-1,339	14,832	14,832	
Temporary Help	1.2	-	-	(31,800)	-	-	
Totals	19.2	21	21	\$415,399	\$451,088	\$455,300	
Operations Support:							
Temporary Help	2.1	-	-	(55,718)	-	-	
Totals	2.1	-	-	\$55,718	-	-	
Projects:							
Conservation Administrator II	1	1	1	2,591-3,128	37,536	37,536	
Research Prog Spec I-Economics	0.6	-	-	2,415-2,913	-	-	
Assoc Envirntl Planner	1	1	1	2,197-2,651	31,812	31,812	
Assoc Envirntl Planner-Socioecon	1	1	1	2,197-2,651	29,664	31,080	
Assoc Govtl Prog Analyst	0.4	1	1	2,197-2,651	27,530	28,868	
Mgt Services Techn	0.4	-	-	1,177-1,565	-	-	
Office Techn-Typing	1	1	1	1,214-1,551	17,100	17,100	
Temporary Help	0.3	-	-	(9,244)	-	-	
Totals	5.7	5	5	\$157,122	\$143,642	\$146,396	
Training And Development:							
Staff Services Mgr I	1	1	1	2,415-2,913	34,956	34,956	
Assoc Govtl Prog Analyst	0.4	-	-	2,197-2,651	-	-	
Staff Services Analyst-Gen	2.6	2	2	1,407-2,197	43,818	45,888	
Conservationist I	0.4	1	1	1,217-1,868	22,334	22,416	
Mgt Services Techn	1.4	2	2	1,177-1,565	37,155	37,518	
Secty	1	1	1	1,236-1,512	16,428	17,100	
Office Asst II-Typing	1.6	3	3	1,048-1,367	42,475	42,910	
Office Asst II-Gen	0.6	-	-	1,048-1,309	-	-	
Temporary Help	0.8	-	-	(20,353)	-	-	
Totals	9.8	10	10	\$198,627	\$197,166	\$200,788	
Special Programs:							
Conservation Administrator II	0.4	1	1	2,591-3,128	37,536	37,536	
Temporary Help	0.1	-	-	(2,035)	-	-	
Totals	0.5	1	1	\$17,675	\$37,536	\$37,536	
Northern Region:							
Regional Dep Director	0.1	1	1	3,708-3,888	44,676	46,656	
Office Techn-Typing	0.3	1	1	1,214-1,551	15,169	15,766	
Totals	0.4	2	2	\$10,423	\$59,845	\$62,422	
Southern Region:							
Regional Dep Director	0.3	1	1	3,708-3,888	45,216	46,656	
Office Techn-Typing	0.2	1	1	1,214-1,551	17,100	17,100	
Totals	0.5	2	2	\$16,412	\$62,316	\$63,756	
Program Administration							
Regional Dep Director	0.6	-	-	3,708-3,888	-	-	
Conservation Administrator II	1.8	-	-	2,591-3,128	-	-	
Mgt Services Techn	0.6	-	-	1,177-1,565	-	-	
Office Techn-Typing	1	-	-	1,214-1,551	-	-	
Temporary Help	0.7	-	-	(19,990)	-	-	
Totals	4.7	-	-	\$130,851	-	-	
Academy							
Conservation Administrator II	1	1	1	2,591-3,128	37,536	37,536	
Conservation Administrator I	2	2	2	2,360-2,845	61,344	64,262	
Chief Engr I	0.1	-	-	2,253-2,478	-	-	
Conservationist II	2.1	3	3	2,051-2,472	84,475	87,097	
Registered Nurse II	1.3	1.5	1.5	1,706-2,472	34,260	35,574	
Stationary Engr	0.8	1	1	1,931-2,361	29,604	29,604	
Supvng Cook II	0.8	1	1	1,557-2,051	21,678	22,416	
Auto Mechanic	0.5	1	1	1,666-2,002	21,924	21,924	
Conservationist I	9.3	10	10	1,217-1,868	207,159	214,818	
Bus Service Asst	0.2	1	1	1,523-1,827	18,754	19,614	
Supvng Cook I	1.5	1.5	1.5	1,371-1,786	27,630	28,506	
Cook	0.9	2	2	1,217-1,491	30,216	31,452	
Clk	1.7	2	2	1,214-1,486	34,200	34,200	
Office Asst II-Typing	1	1	1	1,048-1,367	13,622	14,084	
Temporary Help	3.2	-	-	(87,624)	-	-	
Totals	26.4	28	28	\$590,061	\$622,402	\$641,087	
Fire Centers							
Humboldt Fire Center							
Conservation Administrator I	0.6	-	-	2,360-2,845	-	-	
Conservationist I	3	2	2	1,217-1,868	43,848	44,832	
Cook	1	1	1	1,217-1,491	16,128	16,824	
Clk	0.6	-	-	1,214-1,486	-	-	
Totals	5.2	3	3	\$99,872	\$59,976	\$61,656	

3340 CALIFORNIA CONSERVATION CORPS—Continued

ORGANIZATIONAL UNIT Classification	NUMBER OF POSITIONS			EXPENDITURES		
	Filled 1983-84	Authorized 1984-85	Proposed 1985-86	Actual 1983-84	Estimated 1984-85	Proposed 1985-86
Butte Fire Center:				SALARY RANGE		
Conservation Administrator I	1	1	1	2,360-2,845	34,140	34,140
Conservationist II	0.9	1	1	2,051-2,472	29,664	29,664
Conservationist I	2.3	2	2	1,217-1,868	44,832	44,832
Cook	1	1	1	1,217-1,491	17,892	17,892
Clk	1.4	2	2	1,214-1,486	35,664	35,664
Temporary Help	0.5	-	-	(13,260)	-	-
Totals	7.1	7	7	\$161,768	\$162,192	\$162,192
Placer Fire Center:						
Conservation Administrator I	0.5	-	-	2,360-2,845	-	-
Conservationist II	0.5	-	-	2,051-2,472	-	-
Conservationist I	1.8	-	-	1,217-1,868	-	-
Supvng Cook I	0.5	-	-	1,371-1,786	-	-
Cook	0.4	-	-	1,217-1,491	-	-
Clk	0.5	-	-	1,214-1,486	-	-
Temporary Help	0.3	-	-	(8,384)	-	-
Totals	4.5	-	-	\$100,057	-	-
Bollinger Canyon Fire Center:						
Conservation Administrator I	0.6	-	-	2,360-2,845	-	-
Conservationist II	0.6	-	-	2,051-2,472	-	-
Conservationist I	1.6	-	-	1,217-1,868	-	-
Supvng Cook I	0.4	-	-	1,371-1,786	-	-
Cook	0.6	-	-	1,217-1,491	-	-
Clk	0.6	-	-	1,214-1,486	-	-
Temporary Help	0.5	-	-	(12,762)	-	-
Totals	4.9	-	-	\$100,789	-	-
Totals, Fire Centers	21.7	10	10	\$462,486	\$222,168	\$223,848
Base Centers						
Delta Center:						
Conservation Administrator II	0.4	1	1	2,591-3,128	37,536	37,536
Conservation Administrator I	0.4	1	1	2,360-2,845	33,500	34,140
Conservationist II	0.8	2	2	2,051-2,472	56,575	57,875
Conservationist I	2.3	7	7	1,217-1,868	140,571	144,946
Supvng Cook I	0.4	1	1	1,371-1,786	16,762	17,486
Office Techn-Typing	0.4	1	1	1,214-1,551	17,100	17,100
Cook	0.4	1	1	1,217-1,491	14,892	15,492
Clk	0.4	1	1	1,214-1,486	17,100	17,100
Office Asst II-Typing	0.3	1	1	1,048-1,367	13,059	13,479
Temporary Help	0.4	-	-	(11,231)	-	-
Totals	6.2	16	16	\$137,255	\$347,095	\$355,154
El Dorado Center:						
Conservation Administrator II	0.4	1	1	2,591-3,128	36,666	37,536
Conservation Administrator I	0.4	1	1	2,360-2,845	28,880	30,259
Conservationist II	0.4	1	1	2,051-2,472	28,544	29,664
Bus Service Off I	0.4	1	1	1,827-2,197	26,364	26,364
Conservationist I	2.3	8	8	1,217-1,868	155,444	158,556
Supvng Cook I	0.4	1	1	1,371-1,786	17,486	18,222
Cook	0.4	1	1	1,217-1,491	17,134	17,196
Office Asst II-Typing	0.5	2	2	1,048-1,367	26,576	27,458
Temporary Help	0.2	-	-	(5,211)	-	-
Totals	5.4	16	16	\$124,425	\$337,094	\$345,255
San Luis Obispo Center						
Conservation Administrator II	0.4	1	1	2,591-3,128	36,666	37,536
Conservation Administrator I	1	1	1	2,360-2,845	34,140	34,140
Conservationist II	1.6	1	1	2,051-2,472	28,320	29,664
Bus Service Off I	1	1	1	1,827-2,197	23,934	25,080
Conservationist I	6.1	8	8	1,217-1,868	171,311	174,508
Supvng Cook I	0.7	1	1	1,371-1,786	16,514	17,254
Cook	1	1	1	1,217-1,491	16,182	16,886
Clk	1	1	1	1,214-1,486	17,832	17,832
Office Asst II-Typing	0.4	1	1	1,048-1,367	14,524	14,568
Temporary Help	0.2	-	-	(5,568)	-	-
Totals	13.4	16	16	\$293,580	\$359,423	\$367,468
Escondido Center:						
Conservation Administrator II	0.4	1	1	2,591-3,128	34,278	35,941
Conservation Administrator I	1	1	1	2,360-2,845	33,884	34,140
Conservationist II	2.2	3	3	2,051-2,472	81,588	85,128
Bus Service Off I	0.1	1	1	1,827-2,197	26,176	26,364
Conservationist I	6.3	8	8	1,217-1,868	169,554	175,786
Bus Service Asst	0.1	-	-	1,523-1,827	-	-
Supvng Cook I	0.9	1	1	1,371-1,786	19,487	19,560
Cook	1.1	1	1	1,217-1,491	16,236	16,948
Clk	0.7	-	-	1,214-1,486	-	-
Office Asst II-Typing	0.5	2	2	1,048-1,367	26,953	27,889
Temporary Help	0.9	-	-	(25,389)	-	-
Totals	14.2	18	18	\$307,157	\$408,156	\$421,756

3340 CALIFORNIA CONSERVATION CORPS—Continued

I
2
3
4
5
6
7
8
9
10
11
12
13
14
15
16
17
18
19
20
21
22
23
24
25
26
27
28
29
30
31
32
33
34
35
36
37
38
39
40
41
42
43
44
45
46
47
48
49
50
51
52
53
54
55
56
57
58
59
60
61
62
63
64
65
66
67
68
69
70
71
72
73
74
75
76
77
78
79
80
81
82
83
84
85
86
87
88
89
90
91
92
93
94
95
96
97
98

ORGANIZATIONAL UNIT Classification	NUMBER OF POSITIONS			EXPENDITURES		
	Filled 1983-84	Authorized 1984-85	Proposed 1985-86	Actual 1983-84	Estimated 1984-85	Proposed 1985-86
Camarillo Center:						
Conservation Administrator II	0.4	1	1	2,591-3,128	36,666	37,536
Conservation Administrator I	1	1	1	2,360-2,845	33,756	34,140
Conservationist II	1.1	1	1	2,051-2,472	27,448	28,768
Bus Service Off I	1	1	1	1,827-2,197	26,364	26,364
Conservationist I	5.7	8	8	1,217-1,868	152,719	157,580
Supvng Cook I	1	1	1	1,371-1,786	19,560	19,560
Cook	1	1	1	1,217-1,491	17,892	17,892
Clk	1.4	2	2	1,214-1,486	35,664	35,664
Temporary Help	0.5	-	-	(13,257)	-	-
Totals	13.1	16	16	\$285,019	\$350,069	\$357,504
Santa Clara Center:						
Conservation Administrator II	0.3	1	1	2,591-3,128	31,596	33,116
Conservation Administrator I	1	1	1	2,360-2,845	33,628	34,140
Conservationist II	1.6	1	1	2,051-2,472	29,664	29,664
Bus Service Off I	1	1	1	1,827-2,197	24,024	25,176
Conservationist I	5.3	8	8	1,217-1,868	147,891	153,468
Cook	2	2	2	1,217-1,491	35,088	35,088
Clk	1	1	1	1,214-1,486	17,832	17,832
Office Asst II-Typing	0.3	1	1	1,048-1,367	12,954	13,374
Temporary Help	0.8	-	-	(21,696)	-	-
Totals	13.3	16	16	\$285,618	\$332,677	\$341,858
Mt. San Jacinto Center:						
Conservation Administrator I	0.5	-	-	2,360-2,845	-	-
Conservationist II	1.2	-	-	2,051-2,472	-	-
Bus Service Off I	0.4	-	-	1,827-2,197	-	-
Conservationist I	2.9	-	-	1,217-1,868	-	-
Cook	1.1	-	-	1,217-1,491	-	-
Clk	0.5	-	-	1,214-1,486	-	-
Temporary Help	0.1	-	-	(2,587)	-	-
Totals	6.7	-	-	\$144,882	-	-
Siskiyou Center:						
Conservation Administrator II	0.4	1	1	2,591-3,128	36,666	37,536
Conservation Administrator I	1	1	1	2,360-2,845	32,732	34,140
Conservationist II	1.5	1	1	2,051-2,472	27,448	28,768
Bus Service Off I	0.6	-	-	1,827-2,197	-	-
Conservationist I	5.8	7	7	1,217-1,868	141,341	145,568
Bus Service Asst	0.3	1	1	1,523-1,827	20,308	21,268
Supvng Cook I	0.9	1	1	1,371-1,786	18,618	19,487
Cook	0.6	1	1	1,217-1,491	14,892	15,492
Clk	1	1	1	1,214-1,486	17,832	17,832
Office Asst II-Typing	0.1	1	1	1,048-1,367	12,954	13,374
Temporary Help	0.7	-	-	(18,637)	-	-
Totals	12.9	15	15	\$287,889	\$322,791	\$333,465
San Pedro Center:						
Conservation Administrator II	0.4	1	1	2,591-3,128	37,536	37,536
Conservation Administrator I	1	1	1	2,360-2,845	28,992	30,378
Conservationist II	1.8	2	2	2,051-2,472	51,321	53,793
Conservationist I	5.4	9	9	1,217-1,868	180,876	185,136
Bus Service Asst	0.9	1	1	1,523-1,827	20,396	21,352
Supvng Cook I	1	1	1	1,371-1,786	19,560	19,560
Cook	0.7	1	1	1,217-1,491	14,940	15,544
Clk	1	1	1	1,214-1,486	15,512	16,172
Office Asst II-Typing	0.3	1	1	1,048-1,367	14,568	14,568
Temporary Help	0.5	-	-	(13,604)	-	-
Totals	13	18	18	\$275,556	\$383,701	\$394,039
Yountville Center:						
Conservation Administrator II	0.4	1	1	2,591-3,128	36,666	37,536
Conservation Administrator I	1	1	1	2,360-2,845	34,140	34,140
Conservationist II	1.6	1	1	2,051-2,472	28,432	29,664
Bus Service Off I	1	1	1	1,827-2,197	24,024	25,176
Conservationist I	5.7	8	8	1,217-1,868	161,762	166,332
Supvng Cook I	1	1	1	1,371-1,786	16,514	17,254
Cook	1	1	1	1,217-1,491	14,892	15,492
Clk	0.4	1	1	1,214-1,486	17,100	17,100
Office Asst II-Typing	0.3	1	1	1,048-1,367	13,129	13,549
Temporary Help	0.8	-	-	(21,719)	-	-
Totals	13.2	16	16	\$293,043	\$346,659	\$356,243
Oat Mountain Center:						
Conservation Administrator II	0.4	1	1	2,591-3,128	36,666	37,536
Conservation Administrator I	0.8	1	1	2,360-2,845	29,783	31,218
Conservationist II	0.9	1	1	2,051-2,472	29,664	29,664
Conservationist I	4.1	8	8	1,217-1,868	153,418	161,324
Supvng Cook I	0.4	1	1	1,371-1,786	19,560	19,560
Personnel Asst I	0.3	1	1	1,126-1,551	18,612	18,612
Cook	0.9	1	1	1,217-1,491	17,892	17,892
Clk	0.3	-	-	1,214-1,486	-	-
Office Asst II-Typing	0.3	2	2	1,048-1,367	27,469	27,977
Temporary Help	1.8	-	-	(47,814)	-	-
Totals	10.2	16	16	\$226,978	\$333,064	\$343,783

3340 CALIFORNIA CONSERVATION CORPS—Continued

1
2
3
4
5
6
7
8
9
10
11
12
13
14
15
16
17
18
19
20
21
22
23
24
25
26
27
28
29
30
31
32
33
34
35
36
37
38
39
40
41
42
43
44
45
46
47
48
49
50
51
52
53
54
55
56
57
58
59
60
61
62
63
64
65
66
67
68
69
70
71
72
73
74
75
76
77
78
79
80
81
82
83
84
85
86
87
88
89
90
91
92
93
94
95
96
97
98

ORGANIZATIONAL UNIT Classification	NUMBER OF POSITIONS			EXPENDITURES		
	Filled 1983-84	Authorized 1984-85	Proposed 1985-86	Actual 1983-84	Estimated 1984-85	Proposed 1985-86
Woodlake Center:				SALARY RANGE		
Conservation Administrator II	0.4	1	1	2,591-3,128	34,968	36,666
Conservation Administrator I	1	1	1	2,360-2,845	33,372	34,140
Conservationist II	2	2	2	2,051-2,472	57,112	58,432
Bus Service Off I	1	1	1	1,827-2,197	26,364	26,364
Conservationist I	5.5	9	9	1,217-1,868	183,479	191,236
Cook	2	2	2	1,217-1,491	31,296	32,580
Clk	1	1	1	1,214-1,486	14,936	15,512
Office Asst II-Typing	0.3	1	1	1,048-1,367	14,568	14,568
Temporary Help	0.6	-	-	(16,705)	-	-
Totals	13.8	18	18	\$294,169	\$396,095	\$409,498
San Gabriel Center:						
Conservation Administrator I	0.6	-	-	2,360-2,845	-	-
Conservationist II	1.2	-	-	2,051-2,472	-	-
Bus Service Off I	0.3	-	-	1,827-2,197	-	-
Conservationist I	2.2	-	-	1,217-1,868	-	-
Supvng Cook I	0.6	-	-	1,371-1,786	-	-
Cook	0.6	-	-	1,217-1,491	-	-
Clk	0.4	-	-	1,214-1,486	-	-
Temporary Help	0.3	-	-	(8,867)	-	-
Totals	6.2	-	-	\$130,403	-	-
San Diego-FDR Urban Center:						
Conservation Administrator I	0.6	-	-	2,360-2,845	-	-
Conservationist II	1.2	-	-	2,051-2,472	-	-
Conservationist I	1.9	-	-	1,217-1,868	-	-
Clk	0.6	-	-	1,214-1,486	-	-
Totals	4.3	-	-	\$96,840	-	-
San Bernardino Center:						
Conservation Administrator II	0.4	1	1	2,591-3,128	36,666	37,536
Conservation Administrator I	1	1	1	2,360-2,845	34,140	34,140
Conservationist II	2.3	3	3	2,051-2,472	87,539	88,880
Bus Service Off I	0.1	1	1	1,827-2,197	22,009	23,034
Conservationist I	5.6	8	8	1,217-1,868	159,811	165,230
Bus Service Asst	0.8	-	-	1,523-1,827	-	-
Supvng Cook I	0.8	-	-	1,371-1,786	-	-
Cook	1	2	2	1,217-1,491	32,496	33,072
Clerk	1	1	1	1,214-1,486	17,832	17,832
Office Asst II-Typing	0.3	1	1	1,048-1,367	13,059	13,479
Temporary Help	0.5	-	-	(14,710)	-	-
Totals	13.8	18	18	\$306,844	\$403,552	\$413,203
Fresno Urban Center:						
Conservation Administrator I	0.6	-	-	2,360-2,845	-	-
Conservationist II	1.2	-	-	2,051-2,472	-	-
Conservationist I	2.3	-	-	1,217-1,868	-	-
Office Techn-Typing	0.6	-	-	1,214-1,551	-	-
Clk	0.6	-	-	1,214-1,486	-	-
Temporary Help	0.1	-	-	(1,553)	-	-
Totals	5.4	-	-	\$108,671	-	-
Stockton Energy Center:						
Conservation Administrator I	0.5	-	-	2,360-2,845	-	-
Conservationist II	1.1	-	-	2,051-2,472	-	-
Bus Service Off I	0.6	-	-	1,827-2,197	-	-
Conservationist I	2.4	-	-	1,217-1,868	-	-
Supvng Cook I	0.2	-	-	1,371-1,786	-	-
Cook	0.5	-	-	1,217-1,491	-	-
Clk	0.6	-	-	1,214-1,486	-	-
Temporary Help	0.7	-	-	(18,220)	-	-
Totals	6.6	-	-	\$140,701	-	-
Greenwood Solar Center:						
Conservation Administrator I	0.6	-	-	2,360-2,845	-	-
Conservationist II	0.7	-	-	2,051-2,472	-	-
Auto Mechanic	0.1	-	-	1,666-2,002	-	-
Conservationist I	3	-	-	1,217-1,868	-	-
Bus Service Asst	0.5	-	-	1,523-1,827	-	-
Cook	1.2	-	-	1,217-1,491	-	-
Clk	0.6	-	-	1,214-1,486	-	-
Temporary Help	0.3	-	-	(8,799)	-	-
Totals	7	-	-	\$145,626	-	-
Pomona Center:						
Conservation Administrator II	0.4	1	1	2,591-3,128	36,666	37,536
Conservation Administrator I	1	1	1	2,360-2,845	31,722	33,244
Conservationist II	1.7	1	1	2,051-2,472	29,664	29,664
Conservationist I	5	9	9	1,217-1,868	177,285	184,592
Bus Service Asst	0.2	1	1	1,523-1,827	19,614	20,522
Supvng Cook I	1	1	1	1,371-1,786	17,892	18,684
Personnel Asst I	0.8	-	-	1,126-1,551	-	-
Cook	1	1	1	1,217-1,491	17,892	17,892
Clk	0.6	1	1	1,214-1,486	14,752	15,316
Office Asst II-Typing	0.4	1	1	1,048-1,367	13,584	13,584

3340 CALIFORNIA CONSERVATION CORPS—Continued

ORGANIZATIONAL UNIT	NUMBER OF POSITIONS			EXPENDITURES			
	Classification	Filled 1983-84	Authorized 1984-85	Proposed 1985-86	Actual 1983-84	Estimated 1984-85	Proposed 1985-86
Temporary Help	0.2	-	-	SALARY RANGE (4,059)	-	-	-
Totals	12.3	17	17	\$251,923	\$359,071	\$371,034	
Del Norte Center:							
Conservation Administrator II	0.4	1	1	2,591-3,128	36,666	37,536	
Conservation Administrator I	1	1	1	2,360-2,845	31,848	33,372	
Conservationist II	0.5	1	1	2,051-2,472	27,775	29,104	
Conservationist I	5.2	7	7	1,217-1,868	144,906	148,840	
Bus Service Asst	0.2	1	1	1,523-1,827	18,412	19,242	
Supvng Cook I	0.8	1	1	1,371-1,786	18,552	19,414	
Cook	1.2	1	1	1,217-1,491	15,912	16,576	
Clk	0.8	1	1	1,214-1,486	14,568	15,120	
Office Asst II-Typing	0.4	1	1	1,048-1,367	14,128	14,568	
Temporary Help	0.7	-	-	(18,035)	-	-	
Totals	11.2	15	15	\$239,187	\$322,767	\$333,772	
San Francisco Center:							
Conservation Administrator II	0.3	1	1	2,591-3,128	33,876	35,512	
Conservation Administrator I	0.9	1	1	2,360-2,845	34,140	34,140	
Conservationist II	1.6	1	1	2,051-2,472	26,709	27,993	
Bus Service Off I	0.7	-	-	1,827-2,197	-	-	
Conservationist I	5.8	8	8	1,217-1,868	164,744	171,086	
Bus Service Asst	0.2	1	1	1,523-1,827	18,412	19,242	
Supvng Cook I	0.6	1	1	1,371-1,786	18,354	19,195	
Cook	1.4	1	1	1,217-1,491	16,514	17,196	
Clk	0.8	1	1	1,214-1,486	15,561	16,230	
Office Asst II-Typing	0.3	1	1	1,048-1,367	13,164	13,584	
Temporary Help	0.4	-	-	(12,000)	-	-	
Totals	13	16	16	\$277,038	\$341,474	\$354,178	
Placer Energy Center:							
Conservation Administrator II	0.4	1	1	2,591-3,128	33,372	34,968	
Conservation Administrator I	0.7	2	2	2,360-2,845	62,684	64,042	
Conservationist II	0.5	1	1	2,051-2,472	29,664	29,664	
Bus Service Off I	0.1	1	1	1,827-2,197	24,504	25,671	
Auto Mechanic	0.4	1	1	1,666-2,002	20,545	21,514	
Bus Service Asst	-	1	1	1,523-1,827	18,276	19,092	
Conservationist I	4.2	10	10	1,217-1,868	211,630	218,606	
Supvng Cook I	0.4	1	1	1,371-1,786	17,134	17,834	
Cook	0.4	1	1	1,217-1,491	17,892	17,892	
Clk	0.8	1	1	1,214-1,486	17,832	17,832	
Office Asst II-Typing	0.3	1	1	1,048-1,367	12,954	13,374	
Temporary Help	0.4	-	-	(11,255)	-	-	
Totals	8.6	21	21	\$192,081	\$466,487	\$480,489	
Salmon Restoration:							
Conservation Administrator I	1	1	1	2,360-2,845	33,628	34,140	
Conservationist II	0.8	1	1	2,051-2,472	26,709	27,993	
Auto Mechanic	1	1	1	1,666-2,002	21,678	21,924	
Conservationist I	5.5	6	6	1,217-1,868	128,679	131,610	
Cook	2	2	2	1,217-1,491	34,654	35,088	
Clk	0.8	1	1	1,214-1,486	17,832	17,832	
Office Asst II-Typing	0.4	1	1	1,048-1,367	13,622	14,084	
Temporary Help	0.3	-	-	(7,307)	-	-	
Totals	11.8	13	13	\$242,862	\$276,802	\$282,671	
Central Los Angeles Urban Center:							
Conservation Administrator I	0.6	-	-	2,360-2,845	-	-	
Conservationist II	1	-	-	2,051-2,472	-	-	
Conservationist I	1.7	-	-	1,217-1,868	-	-	
Clk	0.5	-	-	1,214-1,486	-	-	
Temporary Help	0.1	-	-	(2,124)	-	-	
Totals	3.9	-	-	\$87,625	-	-	
Totals, Base Centers	239.5	281	281	\$5,175,372	\$6,086,977	\$6,261,370	
Temporary Help	-	4	4	-	52,627	52,627	
Overtime	-	-	-	135,638	21,950	21,950	
TOTALS, AUTHORIZED POSITIONS	365.8	402	402	\$8,172,726	\$8,812,564	\$9,041,608	
Regular/Ongoing Positions	343.5	398	398	7,434,552	8,737,987	8,967,031	
Temporary Help	22.3	4	4	602,536	52,627	52,627	
Overtime	-	-	-	135,638	21,950	21,950	

81
82
83
84
85
86
87
88
89
90
91
92
93
94
95
96
97
98

3360 ENERGY RESOURCES CONSERVATION AND DEVELOPMENT COMMISSION *

1
2
3
4
5
6
7
8
9
10
11
12
13
14
15
16
17
18
19
20
21
22
23
24
25
26
27
28
29
30
31
32
33
34
35
36
37
38
39
40
41
42
43
44
45
46
47
48
49
50
51
52
53
54
55
56
57
58
59
60
61
62
63
64
65
66
67
68
69
70
71
72
73
74
75
76
77
78
79
80
81
82
83
84
85
86
87
88
89
90
91
92
93
94
95
96
97
98

ORGANIZATIONAL UNIT Classification	NUMBER OF POSITIONS			EXPENDITURES		
	Filled 1983-84	Authorized 1984-85	Proposed 1985-86	Actual 1983-84	Estimated 1984-85	Proposed 1985-86
Executive						
Commissioners Office:				SALARY RANGE		
Member	5	5	5	\$57,829	\$289,145	\$289,145
Special Adviser To A Commissioner ..	4.4	5	5	3,052-3,690	207,873	214,316
Exec Secty II	4.7	5	5	1,512-1,809	107,548	108,540
Ofc Techn-Typing	0.7	-	-	1,214-1,551	-	-
Totals	14.8	15	15	\$568,115	\$604,566	\$612,001
Public Advisor:						
Public Advisor	1	1	1	4,039	48,468	48,468
Assoc Public Advisor	1	1	1	2,542-2,664	31,968	31,968
Public Liaison Specialist	0.5	1	1	2,197-2,651	31,812	31,812
Staff Services Analyst-Gen	0.4	-	-	1,407-2,197	-	-
Exec Secty I	0.7	1	1	1,389-1,653	19,501	19,501
Totals	3.6	4	4	\$115,918	\$131,749	\$131,749
General Counsel:						
C.E.A. IV	1	1	1	3,618-4,680	56,160	56,160
Staff Counsel III	2.2	3	3	3,602-4,360	144,059	151,088
Hearing Adviser II	2	2	2	3,200-3,869	92,856	92,856
Staff Counsel II	4.4	5.5	5.5	3,128-3,780	228,285	237,675
Staff Counsel I	0.9	0.5	0.5	2,845-3,440	18,333	19,221
Staff Services Analyst-Gen	1	1	1	1,407-2,197	26,364	26,364
Legal Secty	1	1	1	1,450-1,729	20,748	20,748
Sr Legal Typist	0.5	1	1	1,331-1,729	16,752	17,466
Ofc Techn-Typing	0.9	1	1	1,214-1,551	14,568	15,120
Totals	13.9	16	16	\$521,321	\$618,125	\$636,698
Executive Office:						
C.E.A. IV	0.5	1	1	3,618-4,680	54,216	56,160
Exec Director	1	1	1	4,406	52,872	52,872
C.E.A. II	1.7	2	2	3,052-4,057	91,932	94,038
Energy Prog Specialist I-Fuels	0.2	-	-	2,415-2,913	-	-
Exec Secty II	0.6	1	1	1,512-1,809	19,397	20,298
Mgt Services Techn	-	1	1	1,177-1,565	17,962	18,681
Ofc Techn-Typing	0.5	1	1	1,214-1,551	17,100	17,100
Ofc Asst II-Typing	0.5	-	-	1,048-1,367	-	-
Totals	5	7	7	\$184,701	\$253,479	\$259,149
Office Of Governmental Affairs:						
Chief	1	1	1	3,052-3,690	44,280	44,280
Assoc Govtl Prog Analyst	0.9	2	2	2,197-2,651	63,624	63,624
Ofc Techn-Typing	0.3	1	1	1,214-1,551	17,100	17,100
Ofc Asst II-Typing	0.8	1	1	1,048-1,367	12,954	13,374
Totals	3	5	5	\$101,500	\$137,958	\$138,378
Public Information:						
C.E.A. I	1	1	1	2,778-3,690	39,342	41,250
Info Off I	1.2	1	1	2,197-2,651	31,812	31,812
Sr Graphic Artist	1	1	1	1,868-2,251	27,012	27,012
Graphic Artist	-	1	1	1,630-1,959	15,156	20,472
Mgt Services Techn	0.6	1	1	1,177-1,565	16,740	17,448
Editorial Aid	0.5	1	1	1,288-1,523	15,780	16,458
Secty	0.2	1	1	1,236-1,512	14,832	15,396
Totals	4.5	7	7	\$121,674	\$160,674	\$169,848
Totals, Executive	44.8	54	54	\$1,613,229	\$1,906,551	\$1,947,823
Administrative Services Division						
Office Of The Division Chief:						
C.E.A. II	0.8	1	1	3,052-4,057	39,813	41,733
Dep Div Chief	0.3	1	0.5	3,200-3,869	46,428	23,214
Staff Services Mgr II-Supvry	0.3	-	0.5	2,651-3,200	-	19,200
Ofc Techn-Typing	0.4	1	1	1,214-1,551	17,100	17,100
Totals	1.8	3	3	\$110,588	\$103,341	\$101,247
Financial Management:						
Staff Services Mgr I	0.8	1	1	2,415-2,913	34,956	34,956
Assoc Govtl Prog Analyst	2.3	3	3	2,197-2,651	84,858	87,420
Assoc Budget Analyst	1.2	2	2	2,197-2,651	54,984	57,634
Staff Services Analyst-Gen	1.8	2	2	1,407-2,197	47,808	50,079
Ofc Techn-Typing	0.1	-	-	1,214-1,551	-	-
Sr Word Processing Techn	0.1	-	-	1,260-1,486	-	-
Ofc Asst II-Typing	0.5	1	1	1,048-1,367	14,568	14,568
Word Processing Techn	1	1	1	1,048-1,309	15,708	15,708
Totals	7.8	10	10	\$195,218	\$252,882	\$260,365
Word Processing Unit:						
Ofc Services Supvr III-Gen	0.2	-	-	1,544-1,854	-	-
Sr Word Processing Techn	0.8	1	1	1,260-1,486	17,832	17,832
Ofc Asst II-Typing	0.3	-	-	1,048-1,367	-	-
Word Processing Techn	2.8	4	4	1,048-1,309	59,952	60,877
Totals	4.1	5	5	\$62,869	\$77,784	\$78,709

*The Salary Range and the amounts shown in 1984-85 and 1985-86 for this department do not reflect the 1984-85 fiscal year salary increase adjustment. This adjustment is reflected in the departmental Summary by Object of the Governor's Budget.

3360 ENERGY RESOURCES CONSERVATION AND DEVELOPMENT COMMISSION—Continued

ORGANIZATIONAL UNIT	NUMBER OF POSITIONS			EXPENDITURES			
	Classification	Filled 1983-84	Authorized 1984-85	Proposed 1985-86	Actual 1983-84	Estimated 1984-85	Proposed 1985-86
Business Management Services:							
Bus Service Off I	0.7	1	1	1,827-2,197	22,349	23,394	
Property Clk I	1	1	1	1,401-1,827	19,992	19,992	
Bus Service Asst	0.7	-	-	1,523-1,827	-	-	
Bus Mgt Trainee	0.4	1.1	2	1,407-1,596	20,628	37,280	
Editorial Aid	0.1	0.9	-	1,288-1,523	15,017	-	
Stock Clk	1	1	1	1,168-1,486	16,404	16,404	
Mach Opr III-Gen	1	1	1	1,222-1,437	17,244	17,244	
Ofc Asst II-Typing	0.6	2	2	1,048-1,367	27,662	28,082	
Ofc Asst II-Gen	2.5	3	3	1,048-1,309	42,834	43,308	
Totals	8	11	11	\$132,155	\$182,130	\$185,704	
Human Resources:							
Labor Relations Specialist I	1	1	1	2,415-2,913	34,956	34,956	
Staff Services Mgr I	1	1	1	2,415-2,913	33,876	34,956	
Assoc Personnel Analyst	0.2	1	1	2,197-2,651	26,576	27,860	
Staff Services Analyst-Gen	1.4	2	2	1,407-2,197	46,638	48,288	
Personnel Asst II	0.8	-	-	1,481-1,768	-	-	
Personnel Asst I	1	1	1	1,126-1,551	16,056	16,752	
Ofc Techn-Typing	1	1	1	1,214-1,551	17,100	17,100	
Ofc Asst II-Typing	0.3	1	1	1,048-1,367	14,002	14,524	
Totals	6.7	8	8	\$150,456	\$189,204	\$194,436	
Office Of Computer Services:							
DP Mgr II	0.1	1	1	2,651-3,200	38,400	38,400	
DP Mgr I	0.1	-	-	2,415-2,913	-	-	
Staff Programmer Analyst	0.9	1	1	2,415-2,913	34,956	34,956	
Assoc Programmer Analyst	2	4	4	2,197-2,651	116,352	118,896	
Staff Services Analyst-Gen	1	2	2	1,407-2,197	43,248	43,968	
Key Data Supvr I	1	1	1	1,260-1,486	17,832	17,832	
Ofc Asst II-Typing	0.3	-	-	1,048-1,367	-	-	
Totals	5.4	9	9	\$146,427	\$250,788	\$254,052	
Library:							
Sr Librarian	0.8	1	1	1,959-2,360	28,211	28,320	
Library Tech Asst I	0.6	1	1	1,214-1,551	16,056	16,752	
Totals	1.4	2	2	\$29,134	\$44,267	\$45,072	
Accounting Office:							
Sr Acctg Off-Supvr	1	1	1	2,197-2,651	28,532	29,892	
Staff Services Analyst-Gen	0.2	-	-	1,407-2,197	-	-	
Accountant I - Specialist	0.5	1	1	1,401-1,827	19,251	19,860	
Acctg Techn	1.5	2	2	1,214-1,551	34,200	34,200	
Acct Clk II	2.1	2	2	1,087-1,367	30,240	30,240	
Totals	5.3	6	6	\$94,855	\$112,223	\$114,192	
Totals, Administrative Services							
Division	40.5	54	54	\$921,702	\$1,212,619	\$1,233,777	
Assessments Division							
C.E.A. III	1	1	1	3,357-4,464	53,568	53,568	
Dep Div Chief	0.5	1	1	3,200-3,869	46,428	46,428	
Assoc Govtl Prog Analyst	1	1	1	2,197-2,651	29,436	30,836	
Ofc Techn-Typing	1	1	1	1,214-1,551	17,100	17,100	
Totals	3.5	4	4	\$120,826	\$146,532	\$147,932	
System Assessments:							
Ofc Mgr II	1	1	1	3,200-3,869	46,428	46,428	
Electric Generation Prog Spec III	0.8	1	1	2,913-3,518	34,956	36,624	
Electric Generation System Spec III	0.3	2	2	2,651-3,200	69,620	71,736	
Electric Generation Prog Spec II	0.1	-	-	2,651-3,200	-	-	
Electric Trans System Prog Spec II	0.8	1	1	2,651-3,200	38,400	38,400	
Energy Specialist III-Econ-stat	1	-	-	2,651-3,200	-	-	
Electric Generation Prog Spec I	0.1	1	1	2,415-2,913	34,956	34,956	
Electric Generation System Spec II	1.9	2	2	2,415-2,913	61,427	64,359	
Statistical Methods Analyst III	0.4	-	-	2,303-2,778	-	-	
Electric Generation System Spec I	2.7	6	6	2,197-2,651	180,698	186,208	
Energy Specialist I-Econ-stat	1	-	-	2,197-2,651	-	-	
Energy Specialist I-Fuels	0.9	1	1	2,197-2,651	31,080	31,812	
Energy Analyst	3.2	4	4	1,407-2,197	98,846	101,028	
Mgt Services Techn	0.3	-	-	1,177-1,565	-	-	
Ofc Asst II-Typing	1.7	2	2	1,048-1,367	29,228	29,780	
Totals	16.2	21	21	\$473,816	\$625,639	\$641,331	
Demand Assessments:							
Ofc Mgr II	-	1	1	3,200-3,869	38,400	40,284	
Ofc Mgr I	0.3	-	-	2,913-3,518	-	-	
Energy Prog Spec III-Forecasting	1	1	1	2,913-3,518	42,216	42,216	
Energy Specialist III-Forecasting	2	2	2	2,651-3,200	75,320	76,800	
Energy Prog Spec II-Forecasting	0.9	1	1	2,651-3,200	38,400	38,400	
Energy Specialist II-Forecasting	1.3	2	2	2,415-2,913	62,856	65,304	
Energy Prog Spec I-Forecasting	1	1	1	2,415-2,913	34,956	34,956	
Energy Prog Specialist I-Cons	0.4	-	-	2,415-2,913	-	-	
Energy Resources Specialist II	1	1	1	2,415-2,913	34,956	34,956	
Energy Specialist I-Forecasting	3.8	6	6	2,197-2,651	173,752	179,022	
Energy Specialist I-Econ-Stat	1.1	1	1	2,197-2,651	31,812	31,812	

3360 ENERGY RESOURCES CONSERVATION AND DEVELOPMENT COMMISSION—Continued

ORGANIZATIONAL UNIT	NUMBER OF POSITIONS			EXPENDITURES		
	Classification	Filled 1983-84	Authorized 1984-85	Proposed 1985-86	Actual 1983-84	Estimated 1984-85
Synthetic Fuels Office:				SALARY RANGE		
Energy Project Specialist IV ²	1	1	—	3,690-4,464	53,568	—
Energy Project Specialist III ²	1.4	1	—	3,200-3,869	46,070	—
Energy Prog Specialist III	—	1	1	2,913-3,518	42,216	42,216
Energy Project Specialist II	2.5	—	—	2,778-3,357	—	—
Energy Prog Specialist II-Fuels	1	3	1	2,651-3,200	115,200	38,400
Energy Project Specialist I	0.5	—	—	2,529-3,052	—	—
Energy Specialist II-Fuels	0.3	1	1	2,415-2,913	34,956	34,956
Energy Specialist I-Econ-stat	1	1	1	2,197-2,651	30,836	31,812
Energy Specialist I-Fuels ²	4	6	5	2,197-2,651	188,220	158,572
Mgt Services Techn	0.3	—	—	1,177-1,565	—	—
Ofc Techn-Typing	1	1	1	1,214-1,551	17,100	17,100
Ofc Asst II-Typing	0.4	1	1	1,048-1,367	14,421	14,428
Totals	13.4	16	11	\$443,481	\$542,378	\$337,484
Small Power Producers:						
Ofc Mgr II	0.9	—	—	3,200-3,869	—	—
Ofc Mgr I	—	1	1	2,913-3,518	42,216	42,216
Energy Prog Specialist III-Cons	0.3	—	—	2,913-3,518	—	—
Sr Engrng Geologist	0.5	—	—	2,717-3,279	—	—
Geothermal Energy Specialist III	1	1	1	2,651-3,200	36,346	38,104
Solar Energy Specialist III	1	1	1	2,651-3,200	38,400	38,400
Solar Energy Prog Specialist II	1	1	1	2,651-3,200	38,400	38,400
Solar Energy Specialist II	2	2	2	2,415-2,913	69,912	69,912
Geothermal Energy Specialist II	0.4	1	1	2,415-2,913	34,551	34,956
Geothermal Energy Prog Spec I	0.8	1	1	2,415-2,913	34,956	34,956
Solar Energy Prog Specialist I	0.5	1	1	2,415-2,913	34,956	34,956
Energy Specialist II-Fuels	0.5	—	—	2,415-2,913	—	—
Energy Prog Specialist I-Fuels	0.8	—	—	2,415-2,913	—	—
Assoc Mech Engr	1	1	1	2,360-2,845	34,140	34,140
Assoc Meteorologist	1	1	1	2,251-2,717	32,604	32,604
Solar Energy Specialist I	1.2	1	1	2,197-2,651	26,364	27,636
Geothermal Energy Specialist I	2.1	4	4	2,197-2,651	120,222	122,950
Energy Specialist I-Econ-Stat	0.9	1	1	2,197-2,651	31,812	31,812
Energy Analyst	3.1	3	3	1,407-2,197	75,750	78,300
Ofc Techn-Typing	0.5	1	1	1,214-1,551	16,404	17,100
Ofc Asst II-Typing	1.3	1	1	1,048-1,367	15,120	15,120
Totals	20.8	22	22	\$637,713	\$682,153	\$691,562
Finance & Technology Development:						
Special Adviser To A Commissioner ..	0.1	—	—	3,052-3,690	—	—
Ofc Mgr I	0.4	1	1	2,913-3,518	40,928	42,216
Energy Prog Specialist III-Fuels	0.4	1	1	2,913-3,518	34,956	36,624
Energy Specialist III-Fuels	0.5	1	1	2,651-3,200	31,812	33,336
Solar Energy Specialist II	1	1	1	2,415-2,913	34,146	34,956
Solar Energy Specialist I	0.5	—	—	2,197-2,651	—	—
Energy Specialist I-Fuels	2	2	2	2,197-2,651	60,638	62,648
Energy Specialist I-Econ-Stat	2.9	3	3	2,197-2,651	94,216	95,436
Energy Analyst	0.5	—	—	1,407-2,197	—	—
Mgt Services Techn	0.2	—	—	1,177-1,565	—	—
Ofc Techn-Typing	1	1	1	1,048-1,367	15,120	15,120
Ofc Asst II-Typing	1	1	1	1,048-1,367	—	—
Totals	9.5	10	10	\$270,554	\$311,816	\$320,336
Co-Generation-Biomass Office:						
Ofc Mgr I	0.5	1	1	2,913-3,518	41,748	42,216
Energy Project Specialist II	1	—	—	2,778-3,357	—	—
Energy Specialist III—Fuels	—	1	1	2,651-3,200	38,400	38,400
Energy Project Specialist I	1	—	—	2,529-3,052	—	—
Energy Prog Specialist I—Fuels	—	1	1	2,415-2,913	34,956	34,956
Energy Specialist II-Fuels	0.5	2	2	2,415-2,913	63,936	65,304
Energy Specialist I-Fuels	3.2	6	6	2,197-2,651	176,136	181,544
Energy Specialist I-Cons	0.5	—	—	2,197-2,651	—	—
Energy Analyst	1.8	3	3	1,407-2,197	57,528	60,098
Mgt Services Techn	0.2	—	—	1,177-1,565	—	—
Ofc Techn-Typing	1	1	1	1,214-1,551	17,100	17,100
Ofc Asst II-Typing	0.8	1	1	1,048-1,367	14,936	15,120
Totals	10.5	16	16	\$287,425	\$444,740	\$454,738
Totals, Development Division	58.4	69	64	\$1,768,189	\$2,146,575	\$1,971,889
Siting and Environmental Division						
C.E.A. III	1	1	1	3,357-4,464	53,568	53,568
Health & Safety Prog Spec III	0.5	1	1	2,913-3,518	42,216	42,216
Staff Services Analyst-Gen	0.3	2	2	1,407-2,197	47,924	48,952
Mgt Services Techn	0.2	—	—	1,177-1,565	—	—
Ofc Techn-Typing	1	1	1	1,214-1,551	17,100	17,100
Totals	3	5	5	\$100,014	\$160,808	\$161,836
Siting Office:						
Ofc Mgr I	1	1	1	2,913-3,518	42,216	42,216
Sr Envirntl Planner	1	1	1	2,651-3,200	38,400	38,400
Planner III	2	2	2	2,651-3,200	76,800	76,800
Planner II	3	4	4	2,415-2,913	131,045	134,676
Assoc Geologist	0.3	1	1	2,360-2,845	34,140	34,140
Assoc Civil Engr	—	—	0.2	2,360-2,845	—	5,690
Planner I	3.7	5.8	5.8	2,197-2,651	181,890	183,900

3360 ENERGY RESOURCES CONSERVATION AND DEVELOPMENT COMMISSION—Continued

ORGANIZATIONAL UNIT Classification	NUMBER OF POSITIONS			EXPENDITURES		
	Filled 1983-84	Authorized 1984-85	Proposed 1985-86	Actual 1983-84	Estimated 1984-85	Proposed 1985-86
				SALARY RANGE		
Ofc Services Supvr II-Gen	0.2	-	-	1,358-1,768	-	-
Ofc Techn-Typing	2.5	4	4	1,214-1,551	68,400	68,400
Ofc Techn-Gen	1	1	1	1,214-1,551	16,636	17,100
Totals	14.7	19.8	20	\$429,037	\$589,527	\$601,322
Environmental Office:						
Ofc Mgr I	1	1	1	2,913-3,518	42,216	42,216
Sr Envirntl Planner	1	1	1	2,651-3,200	38,400	38,400
Planner III	1.8	2	2	2,651-3,200	76,800	76,800
Planner II	2.5	2.6	2.6	2,415-2,913	90,886	90,886
Assoc Mech Engr	1	1	1	2,360-2,845	33,939	34,140
Planner I	6.9	8	8	2,197-2,651	239,609	246,164
Energy Specialist I-Econ-Stat	1	1	1	2,197-2,651	31,812	31,812
Ofc Techn-Typing	1	1	1	1,214-1,551	17,100	17,100
Ofc Asst II-Typing	0.5	1	1	1,048-1,367	15,120	15,120
Totals	16.7	18.6	18.6	\$516,679	\$585,882	\$592,638
Engineering Office:						
Dep Div Chief	0.2	1	0.8	3,200-3,869	46,428	38,148
Ofc Mgr I	1	1	1	2,913-3,518	42,216	42,216
Sr Structural Engr	0.3	0.6	0.6	2,845-3,440	24,768	24,768
Sr Civil Engr	0.3	1	1	2,717-3,279	39,348	39,348
Planner III	1.5	1	1	2,651-3,200	38,400	38,400
Planner II	0.5	1	1	2,415-2,913	34,956	34,956
Electric Trans System Prog Spec I	0.5	1	1	2,415-2,913	34,956	34,956
Electric Generation Prog Spec I	0.5	-	-	2,415-2,913	-	-
Assoc Geologist	0.7	-	-	2,360-2,845	-	-
Assoc Engrng Geologist	1	1	1	2,360-2,845	34,140	34,140
Planner I	0.5	1	1	2,197-2,651	31,812	31,812
Steno	1	1	1	1,029-1,339	14,787	15,349
Totals	8	9.6	9.4	\$265,984	\$341,811	\$334,093
Totals, Siting and Environmental Division	42.4	53	53	\$1,311,714	\$1,678,028	\$1,689,889
Temporary Help	5.9	5.9	5.9	100,000	100,000	100,000
Transition Blanket	-	-	-	1,737,000	-	-
Overtime	-	-	-	52,000	145,000	145,000
TOTALS, AUTHORIZED POSITIONS	284.7	357.9	345.9	\$10,315,000	\$10,853,208	\$10,639,993
Regular/Ongoing Positions	278.8	352	340	8,426,000	10,608,208	10,394,993
Temporary Help	5.9	5.9	5.9	100,000	100,000	100,000
Transition Blanket	-	-	-	1,737,000	-	-
Overtime	-	-	-	52,000	145,000	145,000

¹ Two positions Limited Term to 6/30/85.
² One position Limited Term to 6/30/85.

3380 CALIFORNIA WASTE MANAGEMENT BOARD *

Executive Office				SALARY RANGE		
C.E.A. IV	0.9	1	1	\$3,618-4,680	\$54,432	\$56,160
Staff Counsel III	1	1	1	3,602-4,360	49,486	51,912
C.E.A. II	-	1	1	3,052-4,057	48,684	48,684
Plans & Prog Adviser	0.8	-	-	2,983-3,602	-	-
Legis & Affairs Coordinator	-	1	1	3,372-3,534	40,464	42,408
Staff Services Mgr II-Supvry	0.2	1	1	2,651-3,200	38,400	38,400
Assoc Planner	-	0.5	0.5	2,197-2,651	14,490	15,174
Exec Secty II	1	1	1	1,512-1,809	21,708	21,708
Totals	3.9	6.5	6.5	\$177,591	\$267,664	\$274,446
Board Members:						
Chairman	-	1	1	\$65,000	65,000	65,000
Bd Members	-	-	-	100/day	43,200	43,200
Totals	-	1	1	-	\$108,200	\$108,200
Totals, Executive Office	3.9	7.5	7.5	\$177,591	\$375,864	\$382,646
Office Of Planning						
Sr Planner	-	1	1	2,651-3,200	37,956	38,400
Assoc Planner	-	3	3	2,197-2,651	93,288	94,704
Assoc Govtl Prog Analyst	-	3	3	2,197-2,651	89,988	91,260
Planner	-	1	1	1,523-2,197	22,944	24,024
Totals, Office of Planning	-	8	8	-	\$244,176	\$248,388
Waste Management Division						
C.E.A. II	1	-	-	3,052-4,057	-	-
Sr Planner	0.8	-	-	2,651-3,200	-	-
Staff Services Mgr I	0.3	-	-	2,415-2,913	-	-
Waste Mgt Specialist III	3	-	-	2,360-2,845	-	-
Assoc Mech Engr	2	-	-	2,360-2,845	-	-

*The Salary Range and the amounts shown in 1984-85 and 1985-86 for this department do not reflect the 1984-85 fiscal year salary increase adjustment. This adjustment is reflected in the departmental Summary by Object of the Governor's Budget.

3380 CALIFORNIA WASTE MANAGEMENT BOARD—Continued

1
2
3
4
5
6
7
8
9
10
11
12
13
14
15
16
17
18
19
20
21
22
23
24
25
26
27
28
29
30
31
32
33
34
35
36
37
38
39
40
41
42
43
44
45
46
47
48
49
50
51
52
53
54
55
56
57
58
59
60
61
62
63
64
65
66
67
68
69
70
71
72
73
74
75
76
77
78
79
80
81
82
83
84
85
86
87
88
89
90
91
92
93
94
95
96
97
98

ORGANIZATIONAL UNIT Classification	NUMBER OF POSITIONS			EXPENDITURES		
	Filled 1983-84	Authorized 1984-85	Proposed 1985-86	Actual 1983-84	Estimated 1984-85	Proposed 1985-86
				SALARY RANGE		
Sanitary Engrng Assoc	0.9	-	-	2,251-2,717	-	-
Assoc Planner	2.8	-	-	2,197-2,651	-	-
Assoc Govtl Prog Analyst	2.4	-	-	2,197-2,651	-	-
Waste Mgt Specialist II	5.7	-	-	2,051-2,472	-	-
Waste Mgt Engr	0.9	-	-	1,750-2,360	-	-
Planner	0.8	-	-	1,523-2,197	-	-
Waste Mgt Specialist I	0.6	-	-	1,407-2,051	-	-
Office Techn-Typing	0.9	-	-	1,214-1,551	-	-
Office Asst II-Typing	0.1	-	-	1,048-1,367	-	-
Temporary Help	1.6	-	-	(38,309)	-	-
Overtime	-	-	-	(596)	-	-
Totals	23.8	-	-	\$676,420	-	-
Methane Gas Recovery:						
Waste Mgt Engr	0.9	-	-	1,750-2,360	-	-
Overtime	-	-	-	(2,689)	-	-
Totals	0.9	-	-	\$25,976	-	-
Totals, Waste Management Divi- sion	24.7	-	-	\$702,396	-	-
Office of Enforcement						
Waste Mgt Specialist IV	-	1	1	2,717-3,279	32,604	34,140
Waste Mgt Specialist III	-	2	2	2,360-2,845	68,280	68,280
Waste Mgt Specialist II	-	7	7	2,051-2,472	199,564	203,652
Waste Mgt Specialist I	-	2	2	1,407-2,051	40,944	42,864
Totals, Office of Enforcement	-	12	12	-	\$341,392	\$348,936
Resource Conservation-Recovery Division						
C.E.A. II	0.7	-	-	3,052-4,057	-	-
Sr Waste Mgt Engr	0.9	-	-	2,717-3,279	-	-
Staff Services Mgr II-Supvry	0.8	-	-	2,651-3,200	-	-
Staff Services Mgr I	1.3	-	-	2,415-2,913	-	-
Assoc Waste Mgt Engr	1	-	-	2,360-2,845	-	-
Research Analyst II-Gen	1	-	-	2,197-2,651	-	-
Assoc Govtl Prog Analyst	7.3	-	-	2,197-2,651	-	-
Staff Services Analyst-Gen	1.8	-	-	1,407-2,197	-	-
Office Techn-Typing	0.9	-	-	1,214-1,551	-	-
Totals	15.7	-	-	\$455,607	-	-
Used Oil Recycling:						
Assoc Govtl Prog Analyst	1.3	-	-	2,197-2,651	-	-
Staff Services Analyst-Gen	0.4	-	-	1,407-2,197	-	-
Totals	1.7	-	-	\$57,899	-	-
Totals, Resource Conservation- Recovery Division	17.4	-	-	\$513,506	-	-
Office of Community Programs						
Staff Services Mgr I	-	1	1	2,415-2,913	34,551	34,956
Assoc Govtl Prog Analyst	-	5	5	2,197-2,651	141,344	146,628
Research Analyst II-Gen	-	1	1	2,197-2,651	31,690	31,812
Waste Mgt Specialist I	-	1	1	1,407-2,051	17,184	17,929
Totals, Office of Community Pro- grams	-	8	8	-	\$224,769	\$231,325
Office of Public Information						
Info Off II	-	1	1	2,651-3,200	37,956	38,400
Info Off I	-	1	1	2,197-2,651	31,812	31,812
Asst Info Off	-	1	1	1,827-2,197	26,364	26,364
Totals, Office of Public Informa- tion	-	3	3	-	\$96,132	\$96,576
Office Of Administrative Services						
Staff Services Mgr II-Supvry	0.8	1	1	2,651-3,200	36,231	37,752
Fiscal Off I	1	1	1	2,415-2,913	34,956	34,956
Staff Services Mgr I	1	-	-	2,415-2,913	-	-
Assoc Mgt Analyst	1	1	1	2,197-2,651	31,812	31,812
Assoc Govtl Prog Analyst	3	3	3	2,197-2,651	92,540	94,948
Acctg Off	1	1	1	1,827-2,197	25,132	26,084
Bus Service Off I	1	1	1	1,827-2,197	21,924	22,944
Pers Asst II	1	1	1	1,481-1,768	21,216	21,216
Office Services Supvr II-Gen	1	1	1	1,358-1,768	17,771	18,547
Sr Acct Clk	1	1	1	1,214-1,551	17,100	17,100
DP Techn	1	1	1	1,198-1,523	18,276	18,276
Office Techn	-	3	3	1,214-1,425	46,672	47,928
Office Asst II-Typing	3.8	4	4	1,048-1,367	53,535	54,795
Word Processing Techn	0.6	-	-	1,048-1,309	-	-
Office Asst II-Gen	1	1	1	1,048-1,309	14,568	14,568
Office Asst I-Typing	0.2	1	1	976-1,126	13,584	13,584
Temporary Help	-	-	-	(107)	-	-
Overtime	-	-	-	-	4,000	4,000
Totals	18.4	21	21	\$402,057	\$449,317	\$458,510

3380 CALIFORNIA WASTE MANAGEMENT BOARD—Continued

ORGANIZATIONAL UNIT	NUMBER OF POSITIONS			EXPENDITURES		
	Filled 1983-84	Authorized 1984-85	Proposed 1985-86	Actual 1983-84	Estimated 1984-85	Proposed 1985-86
Office Of Engrng And Tech Serv				SALARY RANGE		
CEA I	-	1	1	2,778-3,690	33,336	34,956
Sr Waste Mgt Engr	-	1	1	2,717-3,279	39,348	39,348
Staff Services Mgr I	-	1	1	2,415-2,913	34,956	34,956
Waste Mgt Specialist III	-	1	1	2,360-2,845	34,140	34,140
Assoc Mech Engr	-	2	2	2,360-2,845	68,280	68,280
Assoc Engr Geologist	-	1	1	2,360-2,845	28,320	29,664
Assoc Waste Mgt Engr	-	1	1	2,360-2,845	34,140	34,140
Sanitary Engrng Assoc	-	1	1	2,251-2,717	30,973	32,478
Assoc Govtl Prog Analyst	-	2	2	2,197-2,651	63,502	63,624
Waste Mgt Engr	-	1	1	1,750-2,360	21,000	22,020
Staff Services Analyst	-	1	1	1,407-2,197	26,364	26,364
Temporary Help	-	0.5	0.5	-	8,000	8,000
Totals, Office of Engrng and Tech Services	-	13.5	13.5	-	\$422,359	\$427,970
Public Info & Education Office						
Legis & Affairs Coordinator	1	-	-	3,372-3,534	-	-
Info Off II	0.3	-	-	2,651-3,200	-	-
Staff Services Mgr II-Supvry	0.8	-	-	2,651-3,200	-	-
Assoc Planner	0.3	-	-	2,197-2,651	-	-
Info Off I	1	-	-	2,197-2,651	-	-
Asst Info Off	1	-	-	1,827-2,197	-	-
Office Techn-Typing	1	-	-	1,214-1,551	-	-
Temporary Help	0.5	-	-	(12,218)	-	-
Totals	5.9	-	-	\$164,833	-	-
Comprehensive Plan						
Temporary Help	5.3	3	-	(150,804)	83,000	-
Totals, Comprehensive Plan	5.3	3	-	\$150,804	\$83,000	-
TOTALS, AUTHORIZED POSITIONS	75.6	76	73	\$2,111,187	\$2,237,009	\$2,194,351
Regular/Ongoing Positions	68.2	72.5	72.5	1,906,464	2,142,009	2,182,351
Temporary Help	7.4	3.5	0.5	201,433	91,000	8,000
Overtime	-	-	-	3,285	4,000	4,000

3400 AIR RESOURCES BOARD *

ORGANIZATIONAL UNIT	Filled 1983-84	Authorized 1984-85	Proposed 1985-86	Actual 1983-84	Estimated 1984-85	Proposed 1985-86
Environmental Affairs				SALARY RANGE		
Secty 1	(1)	(1)	(1)	(\$5,540)	(\$66,483)	(\$66,483)
Dep Secty	1	1	1	4,833	57,996	57,996
Asst Secty	1	1	1	4,077-4,274	51,288	51,288
Sr Air Pollution Specialist	0.6	0.6	0.6	2,717-3,279	23,609	23,609
Assoc Air Pollution Specialist	-	1	1	2,251-2,717	32,604	32,604
Exec Secty II	0.1	-	-	1,512-1,809	-	-
Exec Secty I	1.8	2	2	1,389-1,653	38,730	39,538
Secty	0.1	-	-	1,236-1,512	-	-
Special Consultant	0.3	-	-	2,650	-	-
Totals	4.9	5.6	5.6	\$174,198	\$204,227	\$205,035
Executive Office						
Chairperson	1	1	1	5,540	66,483	66,483
Bd Member 2	3	3	3	19,432	58,296	58,296
C.E.A. V	1	1	1	3,980-4,960	59,520	59,520
C.E.A. IV	1.5	2	2	3,618-4,680	105,472	107,880
C.E.A. III	0.5	-	-	3,357-4,464	-	-
Staff Counsel III	1	1	1	3,602-4,360	52,320	52,320
Staff Counsel II	4	4.5	4.5	3,128-3,780	193,836	200,040
Chief, Ofc Prog Plan Eval Coord	1	1	1	3,052-3,690	43,664	44,280
C.E.A. I	2.2	3	3	2,778-3,690	130,615	132,668
Vehicle Pollution Advisor	0.4	1	1	2,983-3,602	35,796	37,536
Supvng Air Pollution Specialist	0.4	-	-	2,983-3,602	-	-
Staff Counsel I	0.1	0.5	0.5	2,845-3,440	17,829	18,696
Sr Air Pollution Specialist	0.4	1	1	2,717-3,279	38,593	39,348
Staff Air Pollution Specialist	0.2	1	1	2,472-2,983	35,796	35,796
Staff Services Mgr I	0.8	-	-	2,415-2,913	-	-
Air Resources Engrng Assoc	0.4	0.9	0.9	2,251-2,717	28,663	29,344
Assoc Air Pollution Specialist	3.8	4	4	2,251-2,717	125,292	128,190
Info Off I	1.2	2	2	2,197-2,651	58,176	59,448
Assoc Govtl Prog Analyst	1	1	1	2,197-2,651	31,812	31,812
Legal Counsel	0.9	-	-	2,051-2,591	-	-
Exec Asst	0.8	1	1	2,306	27,672	27,672
Adm Asst 1	1	1	1	1,827-2,303	23,934	25,080
Exec Secty I	2.6	3	3	1,389-1,653	59,508	59,508
Mgt Services Techn	0.9	1	1	1,177-1,565	16,457	17,183
Office Techn-Typing	0.7	2	2	1,214-1,551	30,632	31,880

¹ Secretary of Environmental Affairs is also the Chairperson of the Air Resources Board.

² Does not include 3 Board Members representing and paid by local air pollution control districts.

*The Salary Range and the amounts shown in 1984-85 and 1985-86 for this department do not reflect the 1984-85 fiscal year salary increase adjustment. This adjustment is reflected in the departmental Summary by Object of the Governor's Budget.

3400 AIR RESOURCES BOARD—Continued

ORGANIZATIONAL UNIT	NUMBER OF POSITIONS			EXPENDITURES		
	Filled 1983-84	Authorized 1984-85	Proposed 1985-86	Actual 1983-84	Estimated 1984-85	Proposed 1985-86
SALARY RANGE						
Office Techn-Gen	0.6	-	-	1,214-1,551	-	-
Legal Steno	2	2	2	1,191-1,517	31,302	31,854
Secty	2.1	2.5	2.5	1,236-1,512	43,443	43,620
Office Asst II-Typing	2.3	1.4	1.4	1,048-1,367	20,302	20,470
Office Asst I-Typing	-	1	1	976-1,126	12,156	12,546
Special Consultant	0.3	-	-	2,650	-	-
Totals	38.1	42.8	42.8	\$1,159,240	\$1,347,569	\$1,371,470
Compliance Division						
Div Chief	1	1	1	3,440-4,156	49,872	49,872
Supvng Air Resources Engr	1	1	1	3,128-3,780	44,648	45,360
Supvng Air Pollution Specialist	0.5	1	1	2,983-3,602	42,252	43,224
Sr Air Pollution Specialist	3.1	4	4	2,717-3,279	140,451	147,187
Air Resources Engrng Assoc	2.8	2	2	2,251-2,717	65,208	65,208
Assoc Air Pollution Specialist	9.4	9	9	2,251-2,717	276,742	284,574
Air Resources Engr	1	1	1	1,750-2,360	27,557	28,320
Instrument Techn III	3	3	3	1,959-2,360	84,960	84,960
Air Pollution Specialist	4.1	5.5	5.5	1,596-2,251	139,184	144,332
Instrument Techn II	1.9	2	2	1,786-2,150	47,492	48,944
Instrument Techn I	0.6	-	-	1,630-1,959	-	-
Sr Word Processing Techn	1	1	1	1,260-1,486	17,832	17,832
Office Asst II-Typing	1	1	1	1,048-1,367	13,660	14,128
Word Processing Techn	1	1	1	1,048-1,309	15,708	15,708
Totals	31.4	32.5	32.5	\$889,840	\$965,566	\$989,649
Research Division						
Div Chief, C.E.A. II	1	1	1	3,052-4,057	48,684	48,684
Medical Off III	1	1	1	4,571-5,560	66,174	66,696
Envirntl Biochemist	1	1	1	3,052-3,690	41,894	43,936
Supvng Air Pollution Specialist	2	2	2	2,983-3,602	86,448	86,448
Sr Air Pollution Specialist	5.4	6	6	2,717-3,279	233,116	234,880
Sr Air Resources Engr	1	1	1	2,717-3,279	39,348	39,348
Research Mgr II-Economics	1	1	1	2,651-3,200	38,400	38,400
Biostatistician IV	1	1	1	2,651-3,200	34,146	35,790
Air Pollution Research Specialist	8.6	14.5	14.5	2,591-3,128	497,685	510,474
Air Resources Engrng Assoc	1	1	1	2,251-2,717	32,604	32,604
Assoc Air Pollution Specialist	4.3	6	6	2,251-2,717	180,308	187,406
Assoc Govtl Prog Analyst	1	1	1	2,197-2,651	31,812	31,812
Research Analyst II-Economics	1	1	1	2,197-2,651	31,812	31,812
Sr Librarian	0.1	1	1	1,959-2,360	27,121	28,320
Air Pollution Specialist	1.1	1	1	1,596-2,251	24,909	25,103
Staff Services Analyst-Gen	0.9	1	1	1,407-2,197	22,859	23,934
Librarian	0.9	-	-	1,786-2,150	-	-
Office Techn-Typing	1.7	2	2	1,214-1,551	30,956	32,237
Secty	1	1	1	1,236-1,512	17,448	17,448
Office Asst II-Typing	2.2	3	3	1,048-1,367	41,106	41,982
Word Processing Techn	0.9	1	1	1,048-1,309	14,568	15,120
Totals	38.1	47.5	47.5	\$1,220,917	\$1,540,912	\$1,573,434
Stationary Source Division						
Div Chief, C.E.A. III	0.9	1	1	3,357-4,464	53,359	53,568
Asst Div Chief	0.4	1	1	3,279-3,963	47,556	47,556
Supvng Air Resources Engr	3	3	3	3,128-3,780	128,256	130,068
Supvng Air Pollution Specialist	0.9	1	1	2,983-3,602	43,224	43,224
Sr Air Resources Engr	5.6	5	5	2,717-3,279	196,740	196,740
Sr Air Pollution Specialist	2.3	3	3	2,717-3,279	109,872	113,250
Staff Elec & Instrumentation Engr	1	1	1	2,591-3,128	37,391	37,536
Assoc Air Resources Engr	7.2	7.5	7.5	2,360-2,845	251,318	255,626
Air Resources Engrng Assoc	13.4	14.8	14.8	2,251-2,717	451,902	463,366
Assoc Air Pollution Specialist	16.2	14.1	14.1	2,251-2,717	435,473	446,080
Air Resources Engr	6	3	3	1,750-2,360	81,319	83,463
Instrument Techn III	2.5	4	4	1,959-2,360	108,141	109,572
Air Pollution Specialist	2.5	5	5	1,596-2,251	102,792	107,655
Staff Services Analyst-Gen	1	1	1	1,407-2,197	26,364	26,364
Instrument Techn II	1	1	1	1,786-2,150	25,800	25,800
Office Techn-Typing	2.3	3	3	1,214-1,551	47,502	49,284
Secty	1	1	1	1,236-1,512	17,448	17,448
Office Asst II-Typing	1.7	1	1	1,048-1,367	13,926	14,436
Word Processing Techn	2.1	2.6	2.6	1,048-1,309	40,023	40,596
Office Asst I-Typing	-	1	1	976-1,126	12,156	12,546
Totals	71	74	74	\$2,108,553	\$2,230,562	\$2,274,178
Aerometric Data Division						
Div Chief	0.6	-	-	3,440-4,156	-	-
Div Chief, C.E.A. II	0.6	1	1	3,052-4,057	48,684	48,684
Asst Div Chief	0.4	-	-	3,279-3,963	-	-
Supvng Air Resources Engr	1	1	1	3,128-3,780	45,360	45,360
Spectroscopist	-	1	1	3,052-3,690	36,624	38,400
Supvng Air Pollution Specialist	1	1	1	2,983-3,602	43,224	43,224

3400 AIR RESOURCES BOARD—Continued

ORGANIZATIONAL UNIT

NUMBER OF POSITIONS

EXPENDITURES

Classification

Filled
1983-84

Authorized
1984-85

Proposed
1985-86

Actual
1983-84

Estimated
1984-85

Proposed
1985-86

SALARY RANGE

Chief Meteorologist	1	1	1	2,717-3,279	39,348	39,348
Sr Air Resources Engr	1	1	1	2,717-3,279	39,348	39,348
Sr Air Pollution Specialist	4.1	5	5	2,717-3,279	188,532	191,956
Sr Meteorologist-Air Sanitation	1	1	1	2,591-3,128	37,536	37,536
Staff Elec & Instrumentation Engr	0.7	-	-	2,591-3,128	-	-
Assoc Air Resources Engr	3.1	3	3	2,360-2,845	102,420	102,420
Public Health Chemist III	-	1	1	2,303-2,778	27,636	28,980
Assoc Meteorologist	2.6	3	3	2,251-2,717	91,968	93,528
Assoc Air Pollution Specialist	8	11	11	2,251-2,717	333,601	343,370
Public Health Chemist II	-	2	2	2,098-2,529	50,352	52,728
Air Resources Engr	1	1	1	1,750-2,360	27,243	28,090
Instrument Techn III	10.6	11	11	1,959-2,360	310,648	311,520
Asst Meteorologist	1.9	2	2	1,868-2,251	51,624	52,812
Air Pollution Specialist	4.6	3	3	1,596-2,251	75,132	77,424
Public Health Chemist I	-	1	1	1,827-2,197	21,924	22,944
Staff Services Analyst-Gen	1	1	1	1,407-2,197	26,364	26,364
Instrument Techn II	10.4	10	10	1,786-2,150	254,288	255,344
Instrument Techn I	0.6	1	1	1,630-1,959	19,560	20,472
Materials & Stores Supvr I	1	1	1	1,401-1,827	19,992	19,992
Air Resources Techn II	1.9	2	2	1,371-1,630	39,064	39,120
Office Techn-Typing	2	2	2	1,214-1,551	33,098	33,852
Office Asst II-Typing	0.5	1	1	1,048-1,367	13,888	14,392
Word Processing Techn	0.9	1	1	1,048-1,309	15,708	15,708
Totals	61.5	69	69	\$1,750,208	\$1,993,166	\$2,022,916
Mobile Source Division						
Div Chief	1	1	1	3,440-4,156	49,872	49,872
Asst Div Chief	-	1	1	3,279-3,963	39,348	41,280
Supvng Air Resources Engr	3	3	3	3,128-3,780	133,458	135,546
Sr Air Resources Engr	2	2	2	2,717-3,279	78,696	78,696
Sr Air Pollution Specialist	5	5	5	2,717-3,279	194,777	196,740
Sr Pollution Engr	2	2	2	2,717-3,279	78,696	78,696
Assoc Air Resources Engr	1	1	1	2,360-2,845	34,140	34,140
Assoc Pollution Engr	12	13.5	13.5	2,360-2,845	441,749	448,194
Air Resources Engrng Assoc	2	4	4	2,251-2,717	123,530	126,356
Assoc Air Pollution Specialist	5.5	6	6	2,251-2,717	187,080	189,800
Air Resources Fld Rep III	1.3	2	2	2,251-2,717	59,616	60,924
Air Resources Fld Rep II	4.3	4	4	2,051-2,472	117,760	118,656
Air Resources Engr	4.3	4	4	1,750-2,360	95,329	100,774
Air Pollution Research Specialist	1.4	2	2	1,596-2,251	44,424	46,540
Air Resources Fld Rep I	5	5	5	1,868-2,251	124,908	129,618
Staff Services Analyst-Gen	0.8	1	1	1,407-2,197	23,600	24,711
Air Resources Techn II	0.5	0.5	0.5	1,371-1,630	9,780	9,780
Office Techn-Gen	1	1	1	1,214-1,551	17,100	17,100
Secty	0.5	1	1	1,236-1,512	17,448	17,448
Air Resources Techn I	0.9	1	1	1,048-1,437	15,906	15,906
Statistical Clk	1	1	1	1,214-1,425	15,463	16,114
Office Asst II-Typing	1	1	1	1,048-1,367	15,120	15,120
Steno	1	1	1	1,029-1,339	15,396	15,396
Totals	56.5	63	63	\$1,707,998	\$1,933,196	\$1,967,407
Technical Support Division						
Div Chief, C.E.A. II	0.6	1	1	3,052-4,057	48,684	48,684
Supvng Air Resources Engr	2	2	2	3,128-3,780	90,720	90,720
Supvng Air Pollution Specialist	2	2	2	2,983-3,602	85,800	86,448
Sr Air Pollution Specialist	2.6	3	3	2,717-3,279	118,524	118,524
Sr Air Resources Engr	3	3	3	2,717-3,279	118,044	118,044
DP Manager II	2	2	2	2,651-3,200	76,800	76,800
Air Pollution Research Specialist	2	2	2	2,591-3,128	75,072	75,072
Staff DP Analyst	1.8	2	2	2,415-2,913	63,936	65,304
Staff Programmer Analyst	2.2	3	3	2,415-2,913	103,518	104,868
Assoc Air Resources Engr	3.7	3	3	2,360-2,845	101,396	102,420
Assoc Air Pollution Specialist	11.7	13	13	2,251-2,717	394,493	405,988
Air Resources Engrng Assoc	1.8	3	3	2,251-2,717	88,342	91,421
Assoc Meteorologist	1	1	1	2,251-2,717	32,604	32,604
Assoc Planner	0.5	-	-	2,197-2,651	-	-
Assoc Programmer Analyst	4.9	5	5	2,197-2,651	149,021	152,440
Air Resources Engr	3.5	4	4	1,750-2,360	103,740	107,336
Air Pollution Specialist	5.1	5.5	5.5	1,596-2,251	130,393	136,050
Planner	0.1	-	-	1,523-2,197	-	-
Staff Services Analyst-Gen	1.2	2	2	1,407-2,197	49,104	51,441
Programmer II	2.2	1.5	1.5	1,827-2,197	36,069	37,507
Programmer I	0.1	-	-	1,407-1,827	-	-
Sr DP Techn	1	1	1	1,462-1,745	19,467	20,387
Air Resources Techn II	2	1	1	1,371-1,630	19,560	19,560
Office Techn-Typing	1	1	1	1,214-1,551	17,100	17,100
DP Techn	2	2	2	1,198-1,523	35,681	36,293
Secty	0.1	-	-	1,236-1,512	-	-
Office Asst II-Typing	2.4	1	1	1,048-1,367	13,926	14,436
Word Processing Techn	2.3	3	3	1,048-1,309	45,543	46,536
Totals	64.8	67	67	\$1,858,824	\$2,017,537	\$2,055,983

1
2
3
4
5
6
7
8
9
10
11
12
13
14
15
16
17
18
19
20
21
22
23
24
25
26
27
28
29
30
31
32
33
34
35
36
37
38
39
40
41
42
43
44
45
46
47
48
49
50
51
52
53
54
55
56
57
58
59
60
61
62
63
64
65
66
67
68
69
70
71
72
73
74
75
76
77
78
79
80
81
82
83
84
85
86
87
88
89
90
91
92
93
94
95
96
97
98

3400 AIR RESOURCES BOARD—Continued

ORGANIZATIONAL UNIT	NUMBER OF POSITIONS			EXPENDITURES		
	Filled 1983-84	Authorized 1984-85	Proposed 1985-86	Actual 1983-84	Estimated 1984-85	Proposed 1985-86
Classification						
Administrative Services Division				SALARY RANGE		
Div Chief, C.E.A. II	1	1	1	3,052-4,057	48,684	48,684
Staff Services Mgr II-Managerial	0.2	1	1	2,651-3,200	38,400	38,400
Staff Services Mgr II-Supvry	1.8	1	1	2,651-3,200	38,400	38,400
Staff Services Mgr I	4.6	5	5	2,415-2,913	173,160	174,780
Acctg Administrator I	1	1	1	2,415-2,913	34,956	34,956
Assoc Mgt Analyst	1	1	1	2,197-2,651	31,812	31,812
Assoc Budget Analyst	2	2	2	2,197-2,651	61,818	63,258
Assoc Govtl Prog Analyst	1	1	1	2,197-2,651	29,664	31,080
Assoc Personnel Analyst	3.5	3.8	3.8	2,197-2,651	117,210	120,270
Bus Service Off III	1	1	1	2,197-2,651	31,568	31,812
Govtl Auditor III	1	1	1	2,197-2,651	31,812	31,812
Bus Service Off II	2	2	2	2,002-2,415	57,960	57,960
Staff Services Analyst-Gen	2.5	2	2	1,407-2,197	46,577	48,772
Bus Service Off I	3	3	3	1,827-2,197	74,187	76,752
Sr Delineator	1	1	1	1,786-2,150	25,800	25,800
Graphic Artist	1	1	1	1,630-1,959	23,508	23,508
Bus Service Asst	1	1	1	1,523-1,827	21,924	21,924
Accountant I - Supvr	1	1	1	1,401-1,827	19,992	19,992
Accountant I - Specialist	-	1	1	1,401-1,827	17,183	17,915
Property Clk I	1	1	1	1,401-1,827	19,992	19,992
Materials & Stores Supvr I	2	2	2	1,401-1,827	39,984	39,984
Personnel Asst II	1	1	1	1,481-1,768	21,216	21,216
Mgt Services Techn	3	3	3	1,177-1,565	52,958	54,434
Personnel Techn I	0.4	1	1	1,138-1,565	17,222	17,952
Sr Acct Clk	1.5	2	2	1,214-1,551	31,990	32,563
Personnel Asst I	2	2	2	1,126-1,551	37,224	37,224
Office Techn-Typing	5.5	5	5	1,214-1,551	82,324	84,282
Secty	0.2	-	-	1,236-1,512	-	-
Sr Word Processing Techn	1	1	1	1,260-1,486	17,832	17,832
Mach Opr III-Gen	2	2	2	1,222-1,437	34,488	34,488
Acct Clk II	2.1	2	2	1,087-1,367	30,240	30,240
Office Asst II-Typing	0.2	-	-	1,048-1,367	-	-
Steno	0.3	-	-	1,029-1,339	-	-
Mailing Mach Opr	1	1	1	1,135-1,321	15,852	15,852
Bookkeeping Mach Opr II	0.4	-	-	1,126-1,309	-	-
Word Processing Techn	3.4	4.5	4.5	1,048-1,309	66,878	67,532
Office Asst II-Gen	0.8	-	-	1,048-1,309	-	-
Office Asst I-Gen	0.1	1	1	944-1,087	11,848	12,220
Totals	57.5	59.3	59.3	\$1,309,606	\$1,404,663	\$1,423,698
Haagen-Smit Lab Division						
Div Chief	1	1	1	3,440-4,156	49,872	49,872
Supvng Pollution Engr	1	1	1	3,128-3,780	45,360	45,360
Supvng Air Resources Engr	1	1	1	3,128-3,780	45,360	45,360
Spectroscopist	1	1	1	3,052-3,690	44,280	44,280
Supvng Air Pollution Specialist	1	1	1	2,983-3,602	43,224	43,224
Sr Air Pollution Specialist	3	3	3	2,717-3,279	118,044	118,044
Sr Air Resources Engr	3.9	4	4	2,717-3,279	155,145	156,939
Sr Pollution Engr	1	1	1	2,717-3,279	39,348	39,348
Air Pollution Research Specialist	4	4	4	2,591-3,128	148,984	150,144
Staff Elec & Instrumentation Engr	1	1	1	2,591-3,128	37,536	37,536
Assoc Pollution Engr	8.1	8	8	2,360-2,845	262,974	265,740
Assoc Air Resources Engr	2	2	2	2,360-2,845	68,280	68,280
Operations Research Specialist II	1	1	1	2,360-2,845	34,140	34,140
Assoc Air Pollution Specialist	5.1	5.5	5.5	2,251-2,717	167,153	172,875
Air Resources Engrng Assoc	3.5	6	6	2,251-2,717	176,562	181,932
Public Health Chemist II	1	1	1	2,098-2,529	30,348	30,348
Auto Emission Test Supvr	2.5	3	3	2,051-2,472	84,323	85,633
Elec Engr	1	1	1	1,750-2,360	28,320	28,320
Air Resources Engr	3.5	3	3	1,750-2,360	81,068	82,242
Supvr - Tool & Instrument Shop	1	1	1	2,051-2,360	28,320	28,320
Auto Emission Test Specialist III	6.9	6	6	1,868-2,251	160,464	161,668
Air Pollution Specialist	2.1	2	2	1,596-2,251	48,029	50,320
Staff Services Analyst-Gen	1	1	1	1,407-2,197	23,484	24,600
Public Health Chemist I	1	1	1	1,827-2,197	26,166	26,364
Instrument Techn II	1	1	1	1,786-2,150	25,800	25,800
Auto Emission Test Specialist II	10.8	11	11	1,706-2,051	261,429	266,615
Auto Emission Test Specialist I	2	12	12	1,317-1,706	233,124	239,124
Vehicle Emission Test Spec II	8.5	-	-	1,433-1,706	-	-
Mgt Services Techn	1	1	1	1,177-1,565	18,780	18,780
Vehicle Emission Test Spec I	1.1	-	-	1,317-1,557	-	-
DP Techn	3	3	3	1,198-1,523	54,828	54,828
Secty	1	1	1	1,236-1,512	17,448	17,448
Office Asst II-Typing	0.8	1	1	1,048-1,367	15,120	15,120
Totals	86.8	89.5	89.5	\$2,418,051	\$2,573,313	\$2,608,604
Temporary Help	22	10.6	10.6	352,588	188,000	191,200
Overtime	-	-	-	69,780	245,000	249,160
TOTALS, AUTHORIZED POSITIONS	532.6	560.8	560.8	\$15,019,803	\$16,643,711	\$16,932,734
Regular/Ongoing Positions	510.6	550.2	550.2	14,597,435	16,210,711	16,492,374
Temporary Help	22	10.6	10.6	352,588	188,000	191,200
Overtime	-	-	-	69,780	245,000	249,160

3460 COLORADO RIVER BOARD OF CALIFORNIA *

ORGANIZATIONAL UNIT Classification	NUMBER OF POSITIONS			EXPENDITURES		
	Filed 1983-84	Authorized 1984-85	Proposed 1985-86	Actual 1983-84	Estimated 1984-85	Proposed 1985-86
				SALARY RANGE		
Board Members (10), per diem	-	-	-	\$50/day	\$4,800	\$4,800
C.E.A. IV	1	1	1	3,618-4,680	54,961	56,160
Prin Hyd Engr	1.3	1.5	1	3,440-4,156	72,334	49,872
Supvng Engrng Geologist	1	1	1	3,128-3,780	45,360	45,360
Supvng Hyd Engr	1	1	1	3,128-3,780	45,360	45,360
Exec Secty	1	1	1	3,372-3,534	41,922	42,408
Sr Hyd Engr	1	1	1	2,717-3,279	39,348	39,348
Assoc Civil Engr	1	1	1	2,360-2,845	34,140	34,140
Accountant I - Specialist	1	1	1	1,401-1,827	19,992	19,992
Library Tech Asst I	1	1	1	1,214-1,551	17,100	17,100
Sr Steno	1	1	1	1,236-1,512	17,448	17,448
Steno	0.5	0.5	0.5	1,029-1,339	7,698	7,698
Temporary Help	0.2	0.1	0.1	(11,966)	1,531	1,531
TOTALS, AUTHORIZED POSITIONS	11	11.1	10.6	\$388,285	\$401,994	\$381,217
Regular/Ongoing Positions	10.8	11	10.5	376,319	400,463	379,686
Temporary Help	0.2	0.1	0.1	11,966	1,531	1,531

3480 DEPARTMENT OF CONSERVATION *

Executive And Management						
Directors Office:						
				SALARY RANGE		
Director	0.8	1	1	\$52,979	\$52,979	\$52,979
Dep Director	0.5	1	1	4,404	52,848	52,848
C.E.A. II	1	1	1	3,052-4,057	41,572	43,592
Adm Asst II	1	1	1	2,197-2,651	30,952	31,812
Exec Secty II	1	1	1	1,512-1,809	21,708	21,708
Exec Secty I	0.9	1	1	1,389-1,653	18,411	19,233
Mgt Services Techn	-	1	1	1,777-1,565	18,300	18,780
Sr Steno	1	-	-	1,236-1,512	-	-
Steno	0.3	-	-	1,029-1,339	-	-
Office Asst II-Typing	-	1	1	1,098-1,137	12,744	13,164
Totals	6.5	8	8	\$192,279	\$249,514	\$254,116
State Board Of Mining & Geology:						
Board Members (9), per diem	-	-	-	100/per day	37,000	37,000
Special Representative	1	1	1	3,372-3,534	42,408	42,408
Designation Coordinator	1	1	1	2,415-2,913	33,471	34,956
Staff Services Analyst-Cen	0.9	1	1	1,407-2,197	21,628	21,906
Mgt Services Techn	0.1	-	-	1,177-1,565	-	-
Secty	0.7	1	1	1,236-1,512	15,208	15,844
Steno	0.1	-	-	1,029-1,339	-	-
Totals	3.8	4	4	\$118,716	\$149,715	\$152,114
Environmental & Legislative Policy:						
Assoc Land & Water Use Analyst	1.1	1	1	2,251-2,717	32,604	32,604
Assoc Govtl Prog Analyst	1	1	1	2,197-2,651	31,272	31,812
Steno	1	1	1	1,029-1,339	14,337	14,879
Totals	3.1	3	3	\$76,789	\$78,213	\$79,295
Administrative Services:						
Sr Programmer Analyst	1	1	1	2,651-3,200	38,400	38,400
DP Mgr II	1	1	1	2,651-3,200	38,400	38,400
Staff Programmer Analyst	1	1	1	2,415-2,913	34,956	34,956
Staff Services Mgr I	1	1	1	2,415-2,913	34,956	34,956
Fiscal Off I	1	1	1	2,415-2,913	34,956	34,956
Assoc Programmer Analyst	2.2	2	2	2,197-2,651	58,176	59,448
Assoc Budget Analyst	-	1	1	2,197-2,651	26,364	27,636
Assoc Personnel Analyst	1.9	2	2	2,197-2,651	58,488	60,680
Bus Service Off III	1	1	1	2,197-2,651	28,868	30,234
Programmer II	1.1	-	-	1,827-2,197	-	-
Staff Services Analyst-Cen	0.1	-	-	1,407-2,197	-	-
Acctg Off-Supvr	1	1	1	1,827-2,197	25,374	26,364
Bus Service Asst	1	1	1	1,523-1,827	19,767	20,703
Accountant I - Specialist	0.9	1	1	1,401-1,827	17,771	18,547
Sr DP Techn	1	1	1	1,462-1,745	20,940	20,940
Warehouse Worker	1.9	2	2	1,401-1,666	36,552	36,552
Personnel Asst I	1	1	1	1,126-1,551	18,612	18,612
Office Techn-Typing	0.1	-	-	1,214-1,551	-	-
Acctg Techn	0.8	-	-	1,214-1,551	-	-
Sr Acct Clk	0.7	-	-	1,214-1,551	-	-
DP Techn	0.5	1	1	1,198-1,523	14,664	15,240
Sr Word Processing Techn	0.9	1	1	1,260-1,486	15,120	15,708
Stock Clk	1	1	1	1,168-1,486	15,610	16,288
Acct Clk II	1.2	2	2	1,087-1,367	30,240	30,240
Steno	2.4	2	2	1,029-1,339	28,411	29,319
Word Processing Techn	2.3	2	2	1,048-1,309	31,416	31,416
Temporary Help	1	2	2	(14,484)	19,393	19,393
Overtime	-	-	-	(6,311)	6,854	6,854
Totals	29	29	29	\$648,605	\$654,288	\$665,842
Totals, Executive And Management	42.4	44	44	\$1,036,389	\$1,131,730	\$1,151,367

*The Salary Range and the amounts shown in 1984-85 and 1985-86 for this department do not reflect the 1984-85 fiscal year salary increase adjustment. This adjustment is reflected in the departmental Summary by Object of the Governor's Budget.

3480 DEPARTMENT OF CONSERVATION—Continued

ORGANIZATIONAL UNIT	NUMBER OF POSITIONS			EXPENDITURES			
	Classification	Filled 1983-84	Authorized 1984-85	Proposed 1985-86	Actual 1983-84	Estimated 1984-85	Proposed 1985-86
Division Of Land Resource Protection				SALARY RANGE			
Sr Land & Water Use Analyst	2	2	2	2,717-3,279	78,143	78,696	
Assoc Land & Water Use Analyst	4.1	7	7	2,251-2,717	206,123	215,460	
Land & Water Use Analyst	1.9	-	-	1,596-2,251	-	-	
Staff Services Analyst-Gen	1.2	1	1	1,407-2,197	22,774	23,844	
Office Techn-Typing	0.7	-	-	1,214-1,551	-	-	
Sr Steno	1	1	1	1,236-1,512	17,448	17,448	
Office Asst II-Typing	0.5	1	1	1,048-1,367	12,954	13,374	
Temporary Help	1.9	0.7	0.7	(29,307)	10,736	10,736	
Totals, Division of Land Resource Protection	13.3	12.7	12.7	\$325,756	\$348,178	\$359,558	
Division Of Mines And Geology							
Geologist	1	1	1	3,602-4,360	52,320	52,320	
Prin Geologist	1	1	1	3,440-4,156	49,872	49,872	
Supvng Geologist	6.9	7	7	3,128-3,780	303,671	309,508	
Sr Structural Engr	0.9	2	2	2,845-3,440	59,280	71,592	
Sr Geologist-Specialist	0.4	1	1	2,717-3,279	39,348	39,348	
Sr Geologist-Supvr ¹	4.8	12	11	2,717-3,279	462,315	426,261	
Sr Engrng Geologist	1	1	1	2,717-3,279	39,348	39,348	
Sr Seismologist	4.9	6	6	2,717-3,279	223,093	228,772	
Sr Geologist	7.3	-	-	2,717-3,279	-	-	
Sr Marine Geologist	1	1	1	2,717-3,279	39,348	39,348	
Sr Envirntl Planner	1	1	1	2,651-3,200	38,400	38,400	
Staff Services Mgr I	0.4	1	1	2,415-2,913	34,011	34,956	
Assoc Engrng Geologist	3.7	4	4	2,360-2,845	135,664	136,560	
Assoc Seismologist	2.1	2	2	2,360-2,845	68,280	68,280	
Assoc Geophysicist	2	2	2	2,360-2,845	68,280	68,280	
Assoc Geochemist	1	1	1	2,360-2,845	34,140	34,140	
Assoc Geologist ¹	29.9	30	30	2,360-2,845	993,779	1,012,600	
Assoc Land & Water Use Analyst	1	1	1	2,251-2,717	32,604	32,604	
Assoc Govtl Prog Analyst	1	1	1	2,197-2,651	26,894	28,196	
Assoc Editor Of Publications	0.9	1	1	2,197-2,651	27,530	28,868	
Publications Supvr	1	1	1	2,197-2,651	31,812	31,812	
Precision Electronics Specialist	2	3	3	2,150-2,472	84,904	86,340	
Curator - Mineral Museum	0.3	-	-	2,002-2,415	-	-	
Seismological Instrument Techn III	1.3	1	1	1,959-2,360	28,320	28,320	
Engrng Geologist	1	1	1	1,750-2,360	25,107	26,305	
Asst Geologist	6.7	7	6	1,712-2,360	183,712	161,029	
Sr Librarian	1	1	1	1,959-2,360	28,320	28,320	
Staff Services Analyst-Gen	0.6	-	-	1,407-2,197	-	-	
Regional Admin Off I	2.2	2	2	1,523-2,197	48,714	50,388	
Seismological Instrument Techn II	3.1	4	4	1,786-2,150	97,902	100,124	
Sr Geological Drafting Techn	2	2	2	1,786-2,150	51,600	51,600	
Seismological Instrument Techn I	1.4	1	1	1,630-1,959	21,032	22,006	
Graphic Artist	1.1	2	2	1,630-1,959	47,016	47,016	
Geological Drafting Techn	6.9	8	8	1,557-1,868	164,026	170,544	
Lab Techn-Chemical Analysis	1	1	1	1,491-1,786	21,432	21,432	
Editorial Techn	0.1	-	-	1,407-1,673	-	-	
Exec Secty I	1	1	1	1,389-1,653	19,836	19,836	
Seismological Instrument Aid	1.1	1	1	1,135-1,630	18,420	19,268	
Geologic Aid	5.7	6	6	1,371-1,630	112,576	114,908	
Mgt Services Techn	1.8	2	2	1,177-1,565	34,708	35,520	
Office Techn-Typing	2.4	3	3	1,214-1,551	51,852	51,852	
Office Services Supvr I-Typing	1.4	2	2	1,214-1,551	29,933	31,118	
Editorial Aid	0.4	1	1	1,288-1,523	18,234	18,276	
Sr Steno	1.6	1	1	1,236-1,512	17,448	17,448	
Stock Clk	0.3	-	-	1,168-1,486	-	-	
Office Asst II-Typing	6.3	7	7	1,048-1,367	99,800	101,210	
Steno	1.9	2	2	1,029-1,339	26,579	27,495	
Mach Opr I-Photocopy	1	1	1	1,135-1,321	15,852	15,852	
Word Processing Techn	2	3	3	1,048-1,309	42,873	43,992	
Office Asst I-Typing	0.7	1	1	976-1,126	13,059	13,479	
Temporary Help	3.3	3.3	3.3	(76,251)	29,450	29,450	
Overtime	-	-	-	(653)	6,086	6,086	
Totals, Division of Mines and Geology	134.8	144.3	142.3	\$3,773,494	\$4,098,780	\$4,110,279	
Division Of Oil And Gas							
State Oil & Gas Supvr	0.5	1	1	3,963-4,795	57,540	57,540	
Chief Dep Oil & Gas Supvr	1	1	1	3,780-4,571	54,852	54,852	
C.E.A. III	0.5	-	-	3,357-4,464	-	-	
Supvng Oil & Gas Engr	2.9	3	3	3,440-4,156	147,117	149,423	
Sr Oil & Gas Engr	13.4	14	14	2,983-3,602	597,450	601,903	
Assoc Oil & Gas Engr	19	20	20	2,591-3,128	701,559	720,345	
Staff Services Mgr I	1	1	1	2,415-2,913	34,956	34,956	
Assoc Editor Of Publications	1	1	1	2,197-2,651	31,812	31,812	
Assoc Govtl Prog Analyst	0.9	1	1	2,197-2,651	28,756	30,120	
Assoc Envirntl Planner	1	1	1	2,197-2,651	31,690	31,812	
Audio-Visual Specialist	0.8	1	1	2,197-2,651	28,644	30,006	

¹ One position limited to 6-30-85

3480 DEPARTMENT OF CONSERVATION—Continued

ORGANIZATIONAL UNIT Classification	NUMBER OF POSITIONS			EXPENDITURES		
	Filled 1983-84	Authorized 1984-85	Proposed 1985-86	Actual 1983-84	Estimated 1984-85	Proposed 1985-86
				SALARY RANGE		
Energy & Mineral Resources Engr ¹ ..	22.1	25	24	1,712-2,360	613,140	617,130
Sr Graphic Artist	1	1	1	1,868-2,251	27,012	27,012
Staff Services Analyst-Gen	1.7	2	2	1,407-2,197	45,252	46,440
Audio-Visual Asst	0.3	-	-	1,827-2,197	-	-
Sr Geological Drafting Techn	1	1	1	1,786-2,150	25,800	25,800
Petroleum Tech Asst	2	2	2	1,630-1,959	44,804	46,379
Geological Drafting Techn	4	4	4	1,557-1,868	88,844	89,664
Office Services Supvr II-Gen	1.5	1	1	1,358-1,768	19,332	19,332
Exec Secty I	1	1	1	1,389-1,653	19,836	19,836
Jr Engrng Techn ²	1.8	3	1	1,135-1,630	49,942	18,646
Mgt Services Techn	1.8	2	2	1,177-1,565	33,816	35,280
Office Techn-Typing	2.6	2.8	2.8	1,214-1,551	41,971	43,726
Office Services Supvr I-Gen	1.8	2	2	1,214-1,551	33,388	34,084
Office Services Supvr I-Typing	0.5	1	1	1,214-1,551	14,568	15,120
Secty	2.5	2	2	1,236-1,512	34,896	34,896
Sr Steno	1	1	1	1,236-1,512	17,448	17,448
Acct Clk II	0.2	-	-	1,087-1,367	-	-
Office Asst II-Typing ³	22.5	25.6	25.2	1,048-1,367	366,525	362,216
Office Asst I-Typing	-	0.1	-	976-1,126	1,216	-
Temporary Help ²	2.3	4.6	2.6	(24,108)	47,145	25,145
Overtime	-	-	-	(18,592)	16,517	16,517
Totals, Division Of Oil And Gas ..	113.6	125.1	119.6	\$2,845,195	\$3,255,828	\$3,237,440
TOTALS, AUTHORIZED POSITIONS	304.1	326.1	318.6	\$7,980,834	\$8,834,516	\$8,858,644
Regular/Ongoing Positions	295.6	315.7	310.2	7,811,128	8,707,335	8,744,463
Temporary Help	8.5	10.4	8.4	144,150	106,724	84,724
Overtime	-	-	-	25,556	29,457	29,457

3540 DEPARTMENT OF FORESTRY *

Management Services:						
Board Of Forestry:						
				SALARY RANGE		
Exec Off	1	1	1	\$3,708-3,888	\$46,656	\$46,656
Exec Secty I	1	1	1	1,389-1,653	19,836	19,836
Board Member, per diem:	-	-	-	(15,251)	18,500	18,500
Temporary Help	0.2	0.2	0.2	(6,039)	5,854	5,854
Totals	2.2	2.2	2.2	\$85,537	\$90,846	\$90,846
Foresters Licensing:						
Forester III	1	1	1	2,845-3,440	41,280	41,280
Secty	1	1	1	1,236-1,512	17,448	17,448
Totals	2	2	2	\$54,793	\$58,728	\$58,728
Executive:						
Director	1	1	1	52,979	52,979	52,979
C.E.A. III	2	3	3	3,357-4,464	160,392	160,704
Chief Dep Director	0.4	1	1	4,414	52,968	52,968
C.E.A. II	0.4	1	1	3,052-4,057	42,732	44,817
C.E.A. I	0.4	1	1	2,778-3,690	42,732	44,280
Asst To Director	1	1	1	3,069-3,216	38,592	38,592
Forest Ranger I	1	1	1	2,360-2,845	32,976	32,976
Adm Asst I	1	1	1	1,827-2,303	26,364	26,364
Exec Secty I	1.6	4	4	1,389-1,653	74,682	76,238
Office Techn-Typing	-	1	1	1,214-1,551	16,868	17,100
Secty	2.4	-	-	1,236-1,512	-	-
Steno	0.1	1	1	1,029-1,339	14,087	14,607
Totals	11.3	16	16	\$370,786	\$555,372	\$561,625
Legislation:						
Staff Services Analyst-Gen	1	1	1	1,407-2,197	24,024	25,176
Exec Secty I	1	-	-	1,389-1,653	-	-
Office Techn-Typing	1	1	1	1,214-1,551	17,100	17,100
Totals	3	2	2	\$58,095	\$41,124	\$42,276
Legal Services:						
Staff Counsel II	1	1	1	3,128-3,780	40,797	42,738
Secty	0.9	1	1	1,236-1,512	15,349	16,012
Steno	0.1	-	-	1,029-1,339	-	-
Totals	2	2	2	\$52,176	\$56,146	\$58,750
Electronic Data Processing And Plan:						
Asst Dep Forester	1	1	1	3,279-3,963	47,556	47,556
Labor Relations Off	0.5	-	-	3,069-3,216	-	-
DP Mgr II	1	1	1	2,651-3,200	38,400	38,400
Sr Programmer Analyst	-	1	1	2,651-3,200	31,812	33,336
Staff Programmer Analyst	1	-	-	2,415-2,913	-	-

¹ One position limited to 6-30-85

² Two positions limited to 6-30-85

³ 0.5 position limited to 6-30-85

*The Salary Range and the amounts shown in 1984-85 and 1985-86 for this department do not reflect the 1984-85 fiscal year salary increase adjustment. This adjustment is reflected in the departmental Summary by Object of the Governor's Budget.

3540 DEPARTMENT OF FORESTRY—Continued

ORGANIZATIONAL UNIT	NUMBER OF POSITIONS			EXPENDITURES		
	Filled 1983-84	Authorized 1984-85	Proposed 1985-86	Actual 1983-84	Estimated 1984-85	Proposed 1985-86
				SALARY RANGE		
Assoc DP Analyst	0.3	-	-	2,197-2,651	-	-
Assoc Programmer Analyst	1.4	1	1	2,197-2,651	28,980	30,348
Programmer II	1.5	3	3	1,827-2,197	70,722	72,792
Programmer I	0.2	-	-	1,407-1,827	-	-
Sr DP Techn	1	1	1	1,462-1,745	20,624	20,940
Office Techn-Typing	1	1	1	1,214-1,551	17,100	17,100
DP Techn	1.8	1.8	1.8	1,198-1,523	31,910	32,493
Totals	10.7	10.8	10.8	\$289,697	\$287,104	\$292,965
Accounting And Business Services:						
Staff Services Mgr II-Supvry	1	1	1	2,651-3,200	38,400	38,400
Sr Adm Analyst	1	-	-	2,651-3,200	-	-
Acctg Administrator I	0.5	-	-	2,415-2,913	-	-
Assoc Adm Analyst	1	1	1	2,197-2,651	31,812	31,812
Assoc Govtl Prog Analyst	0.9	1	1	2,197-2,651	27,530	28,868
Sr Acctg Off-Supvr	1.5	2	2	2,197-2,651	54,672	57,300
Staff Services Analyst-Gen	2	2	2	1,407-2,197	42,971	44,996
Acctg Off-Supvr	2.5	3	3	1,827-2,197	73,776	76,212
Asst Adm Analyst	1	2	-	1,827-2,197	43,848	-
Acctg Off	2.5	3	3	1,827-2,197	71,652	74,832
Supvng Acct Clk II	1	-	-	1,544-1,854	-	-
Accountant I - Supvr	2	1	1	1,401-1,827	19,992	19,992
Accountant-Specialist	-	3	3	1,401-1,827	64,500	64,500
Supvng Acct Clk I	0.9	1	1	1,358-1,611	18,547	19,272
Mgt Services Techn	0.1	-	-	1,177-1,565	-	-
Acctg Techn	2.7	3	3	1,214-1,551	48,536	49,320
Sr Acct Clk	17.8	18	18	1,214-1,551	301,437	304,282
Office Techn-Typing	1	1	1	1,214-1,551	17,100	17,100
Office Techn-Gen	1	1	1	1,214-1,551	17,100	17,100
Office Services Supvr I	0.7	-	-	1,214-1,551	-	-
Acct Clk II	1.4	1	1	1,087-1,367	15,120	15,120
Steno	2	2	1	1,029-1,339	28,134	15,396
Totals	44.5	46	43	\$867,527	\$915,127	\$874,502
Management Analysis:						
Mgt Services Off	1	1	1	2,651-3,200	38,400	38,400
Assoc Mgt Analyst	1	1	1	2,197-2,651	31,812	31,812
Sr Word Processing Techn	1	1	1	1,260-1,486	17,832	17,832
Office Asst II-Typing	0.5	1	1	1,048-1,367	14,040	14,568
Steno	1	1	1	1,029-1,339	15,396	15,396
Word Processing Techn	1.4	1	1	1,048-1,309	15,708	15,708
Totals	5.9	6	6	\$129,097	\$133,188	\$133,716
Budget Office:						
Staff Services Mgr II	1	1	1	2,651-3,200	38,400	38,400
Staff Services Mgr I	1	1	1	2,415-2,913	26,364	26,364
Assoc Mgt Analyst	0.7	-	-	2,197-2,651	-	-
Assoc Budget Analyst	2.2	3	3	2,197-2,651	89,988	92,532
Staff Services Analyst-Gen	0.9	1	1	1,407-2,197	19,487	20,396
Mgt Services Techn	0.1	-	-	1,177-1,565	-	-
Office Techn-Typing	0.8	1	1	1,214-1,551	17,100	17,100
Office Services Supvr I-Typing	0.3	-	-	1,214-1,551	-	-
Secty	-	1	1	1,236-1,512	17,448	17,448
Temporary Help	0.6	0.5	0.5	(16,436)	15,906	15,906
Totals	7.6	8.5	8.5	\$203,475	\$224,693	\$228,146
Architecture And Engineering:						
Deptl Constrn & Maint Supvr	1	1	1	2,717-3,279	39,348	39,348
Assoc Mech Engr	1	1	1	2,360-2,845	34,140	34,140
Assoc Civil Engr	1	1	1	2,360-2,845	34,140	34,140
Architectural Assoc	1	1	1	2,251-2,717	32,604	32,604
Supvng Land Surveyor	1	1	1	2,251-2,717	32,604	32,604
Elec Engrng Techn III	1.1	1	1	2,051-2,472	24,612	25,800
Land Surveyor	1	1	1	2,150-2,472	29,664	29,664
Architectural Asst	1	1	1	1,959-2,360	28,320	28,320
Asst Civil Engr	1	1	1	1,959-2,360	28,320	28,320
Secty	1	1	1	1,236-1,512	17,448	17,448
Totals	10.1	10	10	\$298,909	\$301,200	\$302,388
Maintenance Energy And Graphics:						
Deptl Constrn & Maint Supvr	1	1	1	2,717-3,279	39,348	39,348
Staff Services Mgr I	1	-	-	2,415-2,913	-	-
Graphic Services Supvr	0.3	1	1	2,415-2,913	28,980	30,348
Audio-Visual Specialist	1	1	1	2,197-2,651	28,544	29,902
Sr Graphic Artist	1	1	1	1,868-2,251	27,012	27,012
Audio-Visual Asst	1	1	1	1,827-2,197	23,304	24,408
Sr Delineator	1	1	1	1,786-2,150	25,800	25,800
Office Asst II-Typing	0.9	1	1	1,048-1,367	13,059	13,479
Totals	7.2	7	7	\$193,773	\$186,047	\$190,297
Materiel Management:						
Forest Ranger III	0.6	1	1	2,845-3,440	40,153	41,280
Forest Ranger II	-	1	1	2,591-3,128	31,092	32,604
Bus Service Off III	1	1	1	2,197-2,651	31,812	31,812
Bus Service Off I	1	1	1	1,827-2,197	26,364	26,364
Graphic Artist	1	1	1	1,630-1,959	23,508	23,508

3540 DEPARTMENT OF FORESTRY—Continued

1
2
3
4
5
6
7
8
9
10
11
12
13
14
15
16
17
18
19
20
21
22
23
24
25
26
27
28
29
30
31
32
33
34
35
36
37
38
39
40
41
42
43
44
45
46
47
48
49
50
51
52
53
54
55
56
57
58
59
60
61
62
63
64
65
66
67
68
69
70
71
72
73
74
75
76
77
78
79
80
81
82
83
84
85
86
87
88
89
90
91
92
93
94
95
96
97
98

ORGANIZATIONAL UNIT Classification	NUMBER OF POSITIONS			EXPENDITURES		
	Filled 1983-84	Authorized 1984-85	Proposed 1985-86	Actual 1983-84	Estimated 1984-85	Proposed 1985-86
				SALARY RANGE		
Materials & Stores Supvr I	1.8	2	2	1,401-1,827	39,984	39,984
Office Techn-Gen	0.7	1	1	1,214-1,551	17,100	17,100
Office Techn-Typing	0.6	1	1	1,214-1,551	16,868	17,100
Secty	1	1	1	1,236-1,512	17,448	17,448
Stock Clk	1	1	1	1,168-1,486	16,404	16,404
Office Asst II-Typing	1	1	1	1,048-1,367	14,392	14,568
Mach Opr I-Gen	1	1	1	1,135-1,321	14,576	15,134
Office Asst II-Gen	1	1	1	1,048-1,309	14,568	14,568
Totals	11.7	14	14	\$230,874	\$304,269	\$307,874
Training Academy:						
Forest Ranger III	1	1	1	2,845-3,440	41,280	41,280
Fire Prevention Off II	1	1	1	2,591-3,128	37,536	37,536
Forest Ranger II	2	2	2	2,591-3,128	75,072	75,072
Fire Prevention Off I	1	1	1	2,360-2,845	32,976	32,976
Forest Ranger I	5	5	5	2,360-2,845	154,973	160,680
Assoc Mgt Analyst	0.6	1	1	2,197-2,651	31,812	31,812
Fire Capt	4.5	7	7	1,959-2,591	184,968	187,099
Heavy Fire Equipt Opr	0.7	-	-	1,959-2,591	-	-
Graphic Artist	0.3	1	1	1,630-1,959	23,235	23,508
Supvng Cook I	1	1	1	1,371-1,786	20,496	20,496
Office Techn-Typing	2	2	2	1,214-1,551	34,200	34,200
Forestry Cook II	2	2	2	1,222-1,437	36,864	36,864
Office Asst II-Typing	0.3	1	1	1,048-1,367	14,568	14,568
Janitor	2	2	2	1,038-1,294	28,170	28,635
Temporary Help	3.4	3.1	3.1	41,465	40,141	40,141
Totals	26.8	30.1	30.1	\$647,268	\$756,291	\$764,867
Personnel Services:						
Staff Services Mgr II-Supvry	1	1	1	2,651-3,200	31,812	33,336
Staff Services Mgr I	1.5	-	-	2,415-2,913	-	-
Assoc Personnel Analyst	2.6	4	4	2,197-2,651	110,688	116,034
Staff Services Analyst	0.8	-	-	1,407-2,197	-	-
Personnel Asst IV	1	1	1	1,768-2,127	25,524	25,524
Personnel Asst III	1	1	1	1,611-1,939	23,268	23,268
Jr Staff Analyst-Gen	0.2	1	1	1,407-1,827	16,884	17,604
Personnel Asst II	3.6	4	4	1,481-1,768	80,470	82,086
Personnel Asst I	4.1	5	5	1,126-1,551	80,666	82,404
Office Techn-Typing	1.7	2	2	1,214-1,551	31,668	32,220
Office Asst II-Typing	3	2	2	1,048-1,367	27,946	28,828
Office Asst I-Typing	0.1	2	2	976-1,126	24,312	25,092
Temporary Help	2	1.8	1.8	(21,168)	20,498	20,498
Totals	22.4	24.8	24.8	\$440,215	\$473,736	\$486,894
Affirmative Action:						
Staff Services Mgr I	-	1	1	2,415-2,913	34,956	34,956
Assoc Govtl Prog Analyst	1	1	1	2,197-2,651	29,550	30,958
Secty	0.4	1	1	1,236-1,512	14,832	15,396
Steno	0.1	-	-	1,029-1,339	-	-
Totals	1.5	3	3	\$34,433	\$79,338	\$81,310
Health And Safety:						
Safety Coordinator	1	1	1	2,778-3,357	40,284	40,284
Staff Services Mgr I	-	1	1	2,415-2,913	34,956	34,956
Office Techn-Typing	1	1	1	1,214-1,551	17,100	17,100
Totals	2	3	3	\$55,758	\$92,340	\$92,340
Labor Relations And Benefits:						
Labor Relations Off	0.5	1	1	3,069-3,216	38,592	38,592
Labor Relations Specialist I	1	1	1	2,415-2,913	34,956	34,956
Totals	1.5	2	2	\$51,654	\$73,548	\$73,548
Totals, Management Services	172.4	189.4	186.4	\$4,064,067	\$4,629,097	\$4,641,072
Fire Protection:						
Fire Control:						
Asst Dep Forester	1	1	1	3,279-3,963	47,556	47,556
Forest Ranger III	2	2	2	2,845-3,440	82,560	82,560
Telecomm Systems Mgr II	1	1	1	2,651-3,200	38,400	38,400
Forest Ranger II	1	1	1	2,591-3,128	37,536	37,536
Forest Ranger I	2	2	2	2,360-2,845	63,822	65,312
Staff Services Analyst-Gen	0.3	1	1	1,407-2,197	21,924	21,924
Mgt Services Techn	0.5	-	-	1,177-1,565	-	-
Secty	1	1	1	1,236-1,512	17,448	17,448
Office Asst II-Typing	0.8	1	1	1,048-1,367	13,024	13,444
Steno	1	1	1	1,029-1,339	15,396	15,396
Planning And Research:						
C.E.A. II	0.6	-	-	3,052-4,057	-	-
Asst Dep Forester	-	1	1	3,279-3,963	39,348	41,280
Forest Ranger IV	1	1	1	3,128-3,780	37,536	39,348
Forest Ranger III	1.8	2	2	2,845-3,440	80,477	82,399
Forest Ranger II	3.2	3	3	2,591-3,128	112,608	112,608
Fire Prevention Off II	1	1	1	2,591-3,128	37,536	37,536
DP Techn	0.2	-	-	1,198-1,523	-	-
Secty	1	1	1	1,236-1,512	17,448	17,448
Office Asst II-Typing	1	1	1	1,048-1,367	14,568	14,568

3540 DEPARTMENT OF FORESTRY—Continued

ORGANIZATIONAL UNIT	NUMBER OF POSITIONS			EXPENDITURES		
	Filled 1983-84	Authorized 1984-85	Proposed 1985-86	Actual 1983-84	Estimated 1984-85	Proposed 1985-86
Fire Prevention & Law Enforcement:				SALARY RANGE		
Asst Chief	1	1	1	3,708-3,888	46,656	46,656
Forest Ranger III	2.8	3	3	2,845-3,440	122,874	123,840
Forest Ranger II	1	1	1	2,591-3,128	37,536	37,536
Fire Prevention Off II	2	2	2	2,591-3,128	75,072	75,072
Secty	2	2	2	1,236-1,512	34,896	34,896
Office Asst II-Typing	0.1	-	-	1,048-1,367	-	-
Steno	1	1	1	1,029-1,339	12,738	13,158
Conservation Camps:						
Asst Dep Forester	1	1	1	3,279-3,963	47,556	47,556
Forest Ranger III	1	2	2	2,845-3,440	79,896	79,896
Secty	1	1	1	1,236-1,512	17,448	17,448
Mobile Equipment:						
Forestry Equipm Mgr IV	1	1	1	2,778-3,357	40,284	40,284
Forestry Equipm Mgr III	4	4	4	2,303-2,778	133,518	135,012
Forestry Equipm Mgr II	1	1	1	2,098-2,529	31,715	31,842
Heavy Equipm Mechanic	3.8	4	4	1,827-2,197	100,578	100,776
Machinist & Instrument Maker	1	1	1	1,959-2,150	25,800	25,800
Office Techn-Typing	1.8	2	2	1,214-1,551	34,200	34,200
Secty	1	1	1	1,236-1,512	17,448	17,448
Air Program:						
Sr Air Operations Off.....	1	1	1	3,279-3,963	47,556	47,556
Air Operations Off III	1	1	1	2,845-3,440	41,280	41,280
Air Operations Off III-Maint	0.9	1	1	2,845-3,440	41,280	41,280
Air Operations Off II	1	1	1	2,472-2,983	34,830	36,521
Aircraft Parts Mgr-Mechanic	1	1	1	2,098-2,529	27,748	29,094
Materials & Stores Supvr II	1	1	1	1,591-2,098	22,944	22,944
Office Techn-Typing	0.7	1	1	1,214-1,551	15,940	16,636
Asst Aircraft Parts Mgr-Mechanic	0.7	1	1	1,401-1,523	17,300	18,032
Secty	1	1	1	1,236-1,512	17,330	17,448
Acct Clk II	1	1	1	1,087-1,367	13,964	14,480
Totals, Fire Protection	56.2	59	59	\$1,700,049	\$1,815,574	\$1,831,454
Resource Management:						
C.E.A. II	0.6	-	-	3,052-4,057	-	-
Forest Ranger III	1	1	1	2,845-3,440	41,280	41,280
Assoc Govtl Prog Analyst	1	1	1	2,197-2,651	31,812	31,812
Office Techn-Typing	1	-	-	1,214-1,551	-	-
Temporary Help	0.2	0.2	0.2	(2,179)	2,120	2,120
Forest Improvement:						
Asst Dep Forester	1	1	1	3,279-3,963	47,556	47,556
Forester III	1	1	1	2,845-3,440	41,280	41,280
Forester II	0.9	1	1	2,591-3,128	37,536	37,536
Forester I	1	1	1	2,360-2,845	32,976	32,976
State Archeologist II	1	1	1	2,002-2,415	27,106	28,420
Secty	1	1	1	1,236-1,512	17,448	17,448
Office Asst II-Typing	1	1	1	1,048-1,367	14,568	14,568
Forest Products Utilization:						
Temporary Help	2.2	2	2	(59,582)	57,670	57,670
Dutch Elm Disease:						
Econ Entomologist IV	0.2	-	-	2,360-2,845	-	-
Forester I	0.8	-	-	2,360-2,845	-	-
Resource Mgt Techn	0.8	-	-	1,177-1,565	-	-
Resource Inventory And Assessment:						
Forester III	-	1	1	2,845-3,440	34,140	35,796
Steno	1	1	1	1,029-1,339	15,396	15,396
Soil Vegetation Survey:						
Staff Services Analyst-Gen	0.5	-	-	1,407-2,197	-	-
Forest Resources Assessment:						
Research Prog Spec III-Res Econ	1	1	1	2,913-3,518	38,252	40,127
Forester III	1	1	1	2,845-3,440	41,280	41,280
Research Prog Spec I-Economics	1	1	1	2,415-2,913	28,980	30,348
Research Prog Spec I-Ecology	1	1	1	2,415-2,913	33,336	34,956
Research Prog Specialist I	-	1	1	2,415-2,913	28,980	30,348
Operations Research Specialist II	0.5	1	1	2,360-2,845	28,320	29,664
Assoc Land & Water Use Analyst	1	1	1	2,251-2,717	30,973	32,478
Office Techn-Typing	0.9	1	1	1,214-1,551	17,100	17,100
Watershed Mapping-Phase III:						
Temporary Help	0.1	0.1	0.1	(17,495)	16,960	16,960
Special Project Coordination:						
Forester II	0.2	1	1	2,591-3,128	37,536	37,536
Temporary Help	0.2	0.2	0.2	3,549	3,416	3,416
Forest Practice Regulations:						
Asst Dep Forester	1	1	1	3,279-3,963	47,556	47,556
Research Prog Spec II-Soil Erosion	0.3	-	-	2,651-3,200	-	-
Office Techn-Typing	0.9	1	1	1,214-1,551	17,100	17,100
Secty	0.4	1	1	1,236-1,512	17,448	17,448
Timber Harvest Plan Administration:						
Forester III	1	1	1	2,845-3,440	41,280	41,280
Taxation Law Enforce & Land Use:						
Forester III	1	1	1	2,845-3,440	41,280	41,280
Forest Practice Enforcement And Lit:						
Forester III	1	1	1	2,845-3,440	41,280	41,280

92
93
94
95
96
97
98

3540 DEPARTMENT OF FORESTRY—Continued

ORGANIZATIONAL UNIT	NUMBER OF POSITIONS			EXPENDITURES		
	Classification	Filled 1983-84	Authorized 1984-85	Proposed 1985-86	Actual 1983-84	Estimated 1984-85
Forest And Range Management:				SALARY RANGE		
Asst Dep Forester	1	1	1	3,279-3,963	47,556	47,556
Office Techn-Typing	0.8	1	1	1,214-1,551	14,568	15,120
State Forests:						
Forester III	1	1	1	2,845-3,440	41,280	41,280
Forester II	1	-	-	2,591-3,128	-	-
Forester I	0.9	-	-	2,360-2,845	-	-
Pest Control:						
Forester III	1	1	1	2,845-3,440	41,280	41,280
Forester II	1	1	1	2,591-3,128	37,536	37,536
Nurseries:						
Forester III	1	1	1	2,845-3,440	41,280	41,280
Forest Geneticist	1	1	1	2,591-3,128	36,811	37,536
Vegetation Management:						
Forester III	0.4	-	-	2,845-3,440	-	-
Air Operations Off III-Maint	0.1	-	-	2,845-3,440	-	-
Air Operations Off III	1	1	1	2,845-3,440	41,280	41,280
Forest Ranger III	1.5	2	2	2,845-3,440	75,420	77,076
Forester II	2.2	2	2	2,591-3,128	74,057	75,072
Air Operations Off I	1	1	1	2,197-2,651	30,972	32,464
Office Techn-Typing	1	1	1	1,214-1,551	17,100	17,100
Steno.....	0.6	1	1	1,029-1,339	14,169	14,697
Totals, Resources Management	45.2	43.5	43.5	\$1,430,049	\$1,425,274	\$1,443,292
Sacramento Headquarters:						
Temporary Help	22.5	1.1	1.1	394,381	25,090	25,090
Overtime	-	-	-	565,324	265,411	265,411
Totals	22.5	1.1	1.1	\$959,705	\$290,501	\$290,501
Totals, Sacramento Headquarters..	296.3	293	290	\$8,153,870	\$8,160,446	\$8,206,319
Region I:						
Forest Protection Region Headquarters						
C.E.A. II.....	1	1	1	3,052-4,057	48,684	48,684
Asst Dep Forester	1.9	2	2	3,279-3,983	95,112	95,112
Forester III	2	2	2	2,845-3,440	82,560	82,560
Forest Ranger III	2.8	3	3	2,845-3,440	122,311	123,840
Forest Ranger II	0.3	1	1	2,591-3,128	36,811	37,536
Forester II	3.6	3	3	2,591-3,128	112,173	112,608
Fire Prevention Off II	1	1	1	2,591-3,128	37,536	37,536
Forest Ranger I	1	1	1	2,360-2,845	31,350	32,848
Civil Engrng Assoc	1	1	1	2,251-2,717	33,372	33,372
Assoc Govtl Prog Analyst	1	1	1	2,197-2,651	30,592	31,812
Fire Capt.....	2	2	2	1,959-2,591	54,684	54,684
Forestry Constrn and Maint Supvr	1	1	1	2,098-2,529	29,440	30,234
Stationary Engr	0.2	1	1	1,931-2,361	25,752	25,752
Carpenter Supvr	1	1	1	1,939-2,360	25,800	25,800
Electrician II	1	1	1	1,959-2,360	25,800	25,800
Civil Engrng Techn II.....	1	2	2	1,868-2,251	50,628	51,726
Bus Service Off I	0.5	1	1	1,827-2,197	21,924	22,944
Fire Apparatus Engr	0.4	1	1	1,786-2,051	23,778	23,778
Accountant I - Supvr	-	1	1	1,401-1,827	16,812	17,544
Materials and Stores Supvr I	1	1	1	1,401-1,827	16,812	17,544
Groundskeeper	0.5	0.5	0.5	1,342-1,666	9,138	9,138
Exec Secty I	1	1	1	1,389-1,653	19,836	19,836
Supvng Acct Clk I	0.7	-	-	1,358-1,611	-	-
Sr Acct Clk	1	1	1	1,214-1,551	16,984	17,100
Personnel Asst I.....	1	1	1	1,126-1,551	16,462	17,161
Office Techn-Typing	1.8	2	2	1,214-1,551	34,026	34,200
Secty	2	2	2	1,236-1,512	34,896	34,896
Office Asst II-Typing	1	1	1	1,048-1,367	14,172	14,568
Steno.....	4	4	4	1,029-1,339	61,161	61,584
Janitor.....	0.5	0.5	0.5	1,038-1,294	7,396	7,396
Temporary Help	0.3	0.3	0.3	(8,343)	8,049	8,049
Totals	37.5	41.3	41.3	\$1,007,636	\$1,144,131	\$1,155,642
Nursery and Forest Regeneration:						
Forester II	1	1	1	2,591-3,128	37,536	37,536
Forester I	1	1	1	2,360-2,845	28,980	30,348
Skilled Laborer	1	1	1	1,523-1,827	19,992	19,992
Lead Groundskeeper	2	2	2	1,401-1,827	39,984	39,984
Groundskeeper	2	2	2	1,342-1,666	36,552	36,552
Office Techn-Typing	0.7	1	1	1,214-1,551	17,100	17,100
Temporary Help	1.3	1.2	1.2	(17,744)	17,191	17,191
Totals	9	9.2	9.2	\$186,559	\$197,335	\$198,703
Dutch Elm:						
Plant Pathologist III	1	1	1	2,051-2,472	27,012	28,320
Econ Entomologist III	2	2	2	2,051-2,472	59,328	59,328
Heavy Equipmt Mechanic	1	1	1	1,827-2,197	23,844	24,024
Econ Entomologist	1	1	1	1,376-2,051	24,612	24,612
Agric Biological Techn	1	1	1	1,317-1,786	19,268	20,168
Office Techn-Typing	1	1	1	1,214-1,551	16,172	16,868
Totals	7	7	7	\$160,258	\$170,236	\$173,320

3540 DEPARTMENT OF FORESTRY—Continued

1
2
3
4
5
6
7
8
9
10
11
12
13
14
15
16
17
18
19
20
21
22
23
24
25
26
27
28
29
30
31
32
33
34
35
36
37
38
39
40
41
42
43
44
45
46
47
48
49
50
51
52
53
54
55
56
57
58
59
60
61
62
63
64
65
66
67
68
69
70
71
72
73
74
75
76
77
78
79
80
81
82
83
84
85
86
87
88
89
90
91
92
93
94
95
96
97
98

ORGANIZATIONAL UNIT Classification	NUMBER OF POSITIONS			EXPENDITURES		
	Filled 1983-84	Authorized 1984-85	Proposed 1985-86	Actual 1983-84	Estimated 1984-85	Proposed 1985-86
State Forests:				SALARY RANGE		
Forester III	1	1	1	2,845-3,440	41,280	41,280
Forester II	4	4	4	2,591-3,128	150,144	150,144
Forester I	4	4	4	2,360-2,845	128,607	130,026
Heavy Fire Equipt Opr	1	1	1	2,051-2,360	26,599	27,342
Secty	1	1	1	1,236-1,512	17,448	17,448
Office Asst II-Typing	0.4	1	1	1,048-1,367	12,954	13,374
Temporary Help	6	5.5	5.5	(95,195)	92,178	92,178
Totals	17.4	17.5	17.5	\$446,890	\$469,210	\$471,792
Totals, Headquarters	70.9	75	75	\$1,801,343	\$1,980,912	\$1,999,457
Forest Protection-Ranger Units:						
Forest Ranger IV	3.8	4	4	3,128-3,780	180,372	181,440
Forester III	4	4	4	2,845-3,440	165,120	165,120
Forester II	16	16	16	2,591-3,128	593,700	598,836
Forest Ranger II	9	9	9	2,591-3,128	337,824	337,824
Forester I	11	11	11	2,360-2,845	357,432	362,736
Fire Prevention Off I	4	4	4	2,360-2,845	131,776	131,904
Forest Ranger I	30	30	30	2,360-2,845	984,966	987,908
Fire Capt	100.1	103	103	1,959-2,591	2,809,995	2,812,662
Jr Forester	0.9	-	-	2,251-2,472	-	-
Forestry Pilot	0.8	-	-	2,098-2,415	-	-
Heavy Fire Equipt Opr	25.2	25	25	2,051-2,360	678,629	681,120
Forestry Equipt Mgr I	4	4	4	2,002-2,197	110,688	110,688
Heavy Equipt Mechanic	1.9	2	2	1,827-2,197	49,623	50,388
Fire Apparatus Eng	20.9	21	21	1,786-2,051	493,049	496,778
Materials and Stores Supvr I	3.7	4	4	1,401-1,827	80,865	81,785
Warehouse Worker	0.1	-	-	1,401-1,666	-	-
Sr Acct Clk	2.8	3	3	1,214-1,551	51,300	51,300
Office Services Supvr I-Typing	1	1	1	1,214-1,551	17,100	17,100
Office Techn-Typing	3	3	3	1,214-1,551	49,065	50,430
Secty	1	1	1	1,236-1,512	17,448	17,448
Acct Clk II	1	1	1	1,087-1,367	15,120	15,120
Office Asst II-Typing	3.1	3.5	3.5	1,048-1,367	49,794	50,232
Steno	0.5	1	1	1,029-1,339	12,738	13,158
Office Asst I-Gen	0.5	-	-	944-1,087	-	-
Fire Prevention Asst Blanket	0.3	1.2	1.2	(2,905)	13,857	13,857
Ranger Unit Clerical Blanket	3.3	3	3	(50,442)	35,151	35,151
Temporary Help	1.5	1.4	1.4	(34,803)	33,672	33,672
Totals, Forest Protection—Ranger Units	253.4	256.1	256.1	\$6,918,118	\$7,269,284	\$7,296,657
Conservation Camps:						
Black Mountain						
Forest Ranger II	1	1	1	2,591-3,128	37,536	37,536
Fire Crew Supvr	6.7	-	-	2,150-2,591	-	-
Fire Capt-B	1.3	8	8	1,959-2,591	233,761	236,320
Heavy Fire Equipt Opr	0.3	1	1	2,051-2,360	26,500	27,342
Totals	9.3	10	10	\$265,143	\$297,797	\$301,198
Chamberlain Creek:						
Forest Ranger II	1	1	1	2,591-3,128	37,536	37,536
Fire Crew Supvr	8	-	-	2,150-2,591	-	-
Fire Capt	1.5	10	10	1,959-2,591	284,962	291,421
Heavy Fire Equipt Opr	1	1	1	2,051-2,360	27,342	27,342
Office Asst II-Typing	0.8	1	1	1,048-1,367	13,304	13,376
Office Asst I-Gen	0.2	-	-	944-1,087	-	-
Totals	12.5	13	13	\$333,875	\$363,144	\$370,035
Eel River:						
Forest Ranger II	1	1	1	2,591-3,128	37,536	37,536
Forest Ranger I	1	1	1	2,360-2,845	32,976	32,976
Fire Crew Supvr	10.8	-	-	2,150-2,591	-	-
Fire Capt	1.9	14	14	1,959-2,591	389,999	401,624
Heavy Fire Equipt Opr	0.8	1	1	2,051-2,360	27,342	27,342
Heavy Equipt Mechanic	1	1	1	1,827-2,197	24,249	25,194
Office Asst II-Typing	1	1	1	1,048-1,367	14,216	14,568
Totals	17.5	19	19	\$455,300	\$526,318	\$539,240
Alder:						
Forest Ranger II	0.8	1	1	2,591-3,128	37,536	37,536
Fire Crew Supvr	5.5	-	-	2,150-2,591	-	-
Fire Capt	1.3	8	8	1,959-2,591	235,906	237,376
Heavy Fire Equipt Opr	0.9	1	1	2,051-2,360	23,778	24,912
Totals	8.5	10	10	\$238,919	\$297,220	\$299,824
Konocti:						
Forest Ranger II	1	1	1	2,591-3,128	37,536	37,536
Fire Crew Supvr	8.2	-	-	2,150-2,591	-	-
Fire Capt	1.5	10	10	1,959-2,591	287,027	292,016
Heavy Fire Equipt Opr	1	1	1	2,051-2,360	25,791	27,015
Office Asst II-Typing	1	1	1	1,048-1,367	14,436	14,568
Totals	12.7	13	13	\$342,196	\$364,790	\$371,135

3540 DEPARTMENT OF FORESTRY—Continued

ORGANIZATIONAL UNIT Classification	NUMBER OF POSITIONS			EXPENDITURES		
	Filled 1983-84	Authorized 1984-85	Proposed 1985-86	Actual 1983-84	Estimated 1984-85	Proposed 1985-86
Parlin Fork:				SALARY RANGE		
Forest Ranger II	1	1	1	2,591-3,128	37,536	37,536
Fire Crew Supvr	7.9	-	-	2,150-2,591	-	-
Fire Capt	1.5	10	10	1,959-2,591	283,882	290,286
Heavy Fire Equipt Opr	1	1	1	2,051-2,360	27,342	27,342
Office Asst II-Typing	0.7	1	1	1,048-1,367	12,954	13,374
Totals	12.1	13	13	\$328,325	\$361,714	\$368,538
Totals, Conservation Camps	72.6	78	78	\$1,963,758	\$2,210,983	\$2,249,970
Fire Centers:						
Humboldt:						
Forest Ranger II	1	1	1	2,391-3,128	37,536	37,536
Fire Capt	0.8	4	4	1,959-2,591	126,823	127,188
Fire Crew Supvr	4.2	-	-	2,150-2,591	-	-
Heavy Fire Equipt Opr	1	1	1	2,051-2,360	25,791	27,015
Bus Service Off I	1	1	1	1,827-2,197	23,934	25,080
Forestry Cook II	1	1	1	1,222-1,437	18,432	18,432
Totals, Fire Centers	9	8	8	\$240,156	\$232,516	\$235,243
Fire Protection, Local Government						
Contract:						
Forest Ranger I	3	3	3	2,360-2,845	98,416	98,928
Fire Capt	7	7	7	1,959-2,591	191,394	191,394
Fire Apparatus Engr	11.9	12	12	1,786-2,051	279,247	281,473
Fire Fighter II	4.5	5	5	1,491-1,786	96,158	98,620
Steno	1.8	3	3	1,029-1,339	42,651	43,621
Totals	28.2	30	30	\$675,821	\$707,866	\$714,036
Totals, Region I	434.1	447.1	447.1	\$11,599,196	\$12,401,561	\$12,495,363
Region II:						
Forest Protection—Region Hq						
C.E.A. II	1	1	1	3,052-4,057	48,684	48,684
Asst Dep Forester	2	2	2	3,279-3,963	95,112	95,112
Forester III	2	2	2	2,843-3,440	82,560	82,560
Forest Ranger III	3	3	3	2,845-3,440	123,840	123,840
Forest Ranger II	1	1	1	2,591-3,128	37,536	37,536
Forester II	4	4	4	2,591-3,128	149,854	150,144
Fire Prevention Off II	1	1	1	2,591-3,128	37,536	37,536
Forest Ranger I	1	1	1	2,360-2,845	32,976	32,976
Civil Engrng Assoc	1	1	1	2,251-2,717	32,988	33,372
Fire Capt	2	2	2	1,959-2,591	54,684	54,684
Forestry Constrn and Maint Supvr	1	1	1	2,098-2,529	27,993	29,328
Carpenter Supvr	1.3	2	2	1,959-2,360	49,308	50,412
Electrician II	1	1	1	1,959-2,360	25,800	25,800
Asst Civil Engr	1	1	1	1,959-2,360	28,992	28,992
Staff Services Analyst-Gen	1	1	1	1,407-2,197	23,754	24,888
Bus Service Off I	1	1	1	1,827-2,197	26,364	26,364
Accountant I-Supvr	-	1	1	1,401-1,827	17,962	18,754
Materials and Stores Supvr I	1	1	1	1,401-1,827	20,466	20,466
Personnel Asst II	1	1	1	1,481-1,768	19,539	20,435
Groundskeeper	1	1	1	1,342-1,666	18,276	18,276
Mgt Services Techn	1	1	1	1,177-1,565	17,244	17,976
Sr Acct Clk	1	-	-	1,214-1,551	-	-
Personnel Asst I	1	1	1	1,126-1,551	15,766	16,462
Sr Steno	0.4	-	-	1,236-1,512	-	-
Secty	1	1	1	1,236-1,512	17,448	17,448
Dispatcher-Clk	1	1	1	1,214-1,425	17,100	17,100
Office Asst II-Typing	3.2	3	3	1,048-1,367	43,572	43,704
Steno	4.1	5	5	1,029-1,339	76,980	76,980
Temporary Help	0.4	0.4	0.4	(9,339)	9,056	9,056
Totals	40.4	41.4	41.4	\$1,080,605	\$1,151,390	\$1,158,885
State Forests:						
Forester II	1	1	1	2,591-3,128	37,536	37,536
Forester I	0.7	1	1	2,360-2,845	32,976	32,976
Temporary Help	1.9	1.7	1.7	(30,320)	29,329	29,329
Totals	3.6	3.7	3.7	\$87,949	\$99,841	\$99,841
Nursery and Forest Regeneration:						
Forester II	1	1	1	2,591-3,128	37,536	37,536
Forester I	1	1	1	2,360-2,845	32,976	32,976
Totals	2	2	2	\$67,622	\$70,512	\$70,512
Totals, Headquarters	46	47.1	47.1	\$1,236,176	\$1,321,743	\$1,329,238
Forest Protection—Ranger Units:						
Forest Ranger IV	6	6	6	3,128-3,780	272,160	272,160
Forester III	2	2	2	2,845-3,440	82,560	82,560
Forester II	13	13	13	2,591-3,128	485,379	487,533
Forest Ranger II	12.9	13	13	2,591-3,128	487,823	487,968
Forester I	9	9	9	2,360-2,845	286,319	292,148
Fire Prevention Off I	5.8	6	6	2,360-2,845	197,856	197,856
Forest Ranger I	35.3	36	36	2,360-2,845	1,177,438	1,184,612
Fire Capt	123	123	123	1,959-2,591	3,356,949	3,359,658

3540 DEPARTMENT OF FORESTRY—Continued

ORGANIZATIONAL UNIT	NUMBER OF POSITIONS			EXPENDITURES		
	Classification	Filled 1983-84	Authorized 1984-85	Proposed 1985-86	Actual 1983-84	Estimated 1984-85
					SALARY RANGE	
Jr Forester	1.7	1	1	2,251-2,472	28,650	28,650
Forestry Pilot	1	-	-	2,098-2,415	-	-
Heavy Fire Equipt Opr	26.4	27	27	2,051-2,360	734,016	735,804
Forestry Equipt Mgr I	6	6	6	2,002-2,197	166,032	166,032
Heavy Equipt Mechanic	2.9	2	2	1,827-2,197	50,388	50,388
Fire Apparatus Engr	37.8	38	38	1,786-2,051	884,710	891,820
Materials and Stores Supvr I	5.8	6	6	1,401-1,827	117,360	118,950
Sr Acct Clk	4	4	4	1,214-1,551	68,400	68,400
Personnel Asst I	2.8	2	2	1,126-1,551	36,078	36,834
Office Techn-Typing	1.9	2	2	1,214-1,551	33,098	34,200
Sr Steno	1.3	2	2	1,236-1,512	29,664	30,792
Steno	3	3	3	1,029-1,339	43,996	45,068
Fire Prevention Asst Blanket	0.5	2.4	2.4	(5,810)	27,714	27,714
Ranger Unit Clerical Blanket	4.4	4	4	(67,265)	46,870	46,870
Temporary Help	1.1	1	1	(27,892)	27,030	27,030
Totals, Forest Protection—Ranger Units	307.6	308.4	308.4	\$8,351,654	\$8,640,490	\$8,673,047
Conservation Camps:						
Antelope:						
Forest Ranger II	1	1	1	2,591-3,128	37,536	37,536
Fire Crew Supvr	8.1	-	-	2,150-2,591	-	-
Fire Capt	1.5	10	10	1,959-2,591	278,506	287,424
Heavy Fire Equipt Opr	1	1	1	2,051-2,360	27,342	27,342
Office Asst II-Typing	1	1	1	1,048-1,367	13,964	14,480
Totals	12.6	13	13	\$333,253	\$357,348	\$366,782
Crystal Creek:						
Forest Ranger II	1	1	1	2,591-3,128	37,536	37,536
Fire Crew Supvr	4.6	-	-	2,150-2,591	-	-
Fire Capt	1.2	13	6	1,959-2,591	334,667	159,944
Heavy Fire Equipt Opr	1	1	1	2,051-2,360	27,342	27,342
Totals	7.8	15	8	\$221,292	\$399,545	\$224,822
Deadwood:						
Forest Ranger II	1	1	1	2,591-3,128	37,536	37,536
Fire Crew Supvr	5.8	-	-	2,150-2,591	-	-
Fire Capt	1.2	9	9	1,959-2,591	255,684	257,808
Heavy Fire Equipt Opr	1	1	1	2,051-2,360	27,015	27,342
Totals	9	11	11	\$258,245	\$320,235	\$322,686
Intermountain:						
Forest Ranger II	1	1	1	2,591-3,128	37,536	37,536
Fire Crew Supvr	5.8	-	-	2,130-2,591	-	-
Fire Capt	1.2	7	7	1,959-2,591	207,988	209,321
Heavy Fire Equipt Opr	1	1	1	2,051-2,360	27,342	27,342
Totals	9	9	9	\$259,389	\$272,866	\$274,199
Ishi:						
Forest Ranger II	1	1	1	2,591-3,128	37,536	37,536
Fire Crew Supvr	6.7	-	-	2,150-2,591	-	-
Fire Capt	1.3	9	9	1,959-2,591	243,149	260,909
Heavy Fire Equipt Opr	1	1	1	2,051-2,360	27,342	27,342
Office Asst II-Typing	-	1	1	1,048-1,367	6,288	12,576
Totals	10	12	12	\$278,301	\$314,315	\$338,363
Susanville TC:						
Forest Ranger II	1	2	2	2,591-3,128	68,628	70,140
Forest Ranger I	1	2	2	2,360-2,845	59,068	61,626
Fire Crew Supvr	3.6	-	-	2,150-2,591	-	-
Fire Capt	0.8	5	5	1,959-2,591	119,844	124,092
Totals	6.4	9	9	\$187,281	\$247,540	\$255,858
Salt Creek:						
Forest Ranger II ¹	-	1	1	2,591-3,128	15,546	31,092
Forest Ranger I ¹	-	1	1	2,360-2,845	13,671	27,342
Fire Capt	-	11	11	1,959-2,591	137,016	274,032
Heavy Fire Equipt Opr ¹	-	1	1	2,051-2,360	13,439	26,878
Office Asst II-Typing ¹	-	1	1	1,048-1,367	6,288	12,576
Totals	-	15	15	-	\$185,960	\$371,920
Washington Ridge:						
Forest Ranger II	1	1	1	2,591-3,128	37,536	37,536
Fire Crew Supvr	6.7	-	-	2,150-2,591	-	-
Fire Capt	1.4	8	8	1,959-2,591	240,288	240,288
Heavy Fire Equipt Opr	1	1	1	2,051-2,360	27,342	27,342
Totals	10.1	10	10	\$293,619	\$305,166	\$305,166
Totals, Conservation Camps	64.9	94	87	\$1,831,380	\$2,402,975	\$2,459,796
Fire Centers:						
Butte Center:						
Forest Ranger II	1	1	1	2,591-3,128	37,536	37,536
Fire Capt	0.8	5	5	1,959-2,591	150,180	150,180
Fire Crew Supvr	4	-	-	2,150-2,591	-	-
Heavy Fire Equipt Opr	1	1	1	2,051-2,360	27,342	27,342

3540 DEPARTMENT OF FORESTRY—Continued

ORGANIZATIONAL UNIT Classification	NUMBER OF POSITIONS			EXPENDITURES		
	Filled 1983-84	Authorized 1984-85	Proposed 1985-86	Actual 1983-84	Estimated 1984-85	Proposed 1985-86
				SALARY RANGE		
Forestry Cook II	1	1	1	1,222-1,437	18,432	18,432
Totals	7.8	8	8	\$218,504	\$233,490	\$233,490
Placer:						
Forest Ranger II	0.8	-	-	2,591-3,128	-	-
Fire Crew Supvr	3.4	-	-	2,150-2,591	-	-
Heavy Fire Equipt Opr.....	0.8	-	-	2,051-2,360	-	-
Totals	5	-	-	\$140,239	-	-
Totals, Fire Centers	12.8	8	8	\$358,743	\$233,490	\$233,490
Fire Protection Local:						
Government Contract:						
Forest Ranger II	1	1	1	2,591-3,128	37,536	37,536
Forest Ranger I	6	6	6	2,360-2,845	195,384	196,850
Fire Capt	2	2	2	1,959-2,360	54,684	54,684
Heavy Equipt Mechanic	1	1	1	1,827-2,197	25,194	25,194
Fire Apparatus Engr	52	49	49	1,786-2,051	1,158,667	1,161,423
Dispatcher Clk	1	1	1	1,214-1,425	16,752	17,100
Office Asst II-Typing	2.7	3	3	1,048-1,367	43,572	43,704
Totals	65.7	63	63	\$1,578,295	\$1,531,789	\$1,536,491
Totals, Region II	497	520.5	513.5	\$13,356,248	\$14,130,487	\$14,232,062
Region IV						
Forest Protection--Region Hq						
C.E.A. II	0.9	1	1	3,052-4,057	48,684	48,684
Asst Dep Forester	0.9	1	1	3,279-3,963	43,758	45,909
Forester III	1	1	1	2,845-3,440	41,280	41,280
Forester Ranger III	3.8	4	4	2,845-3,440	157,980	159,636
Forester II	3	3	3	2,591-3,128	112,608	112,608
Fire Prevention Off II	1	1	1	2,591-3,128	37,536	37,536
Forest Ranger I	1	1	1	2,360-2,845	33,170	33,170
Civil Engrng Assoc	1	1	1	2,251-2,717	33,500	33,500
Assoc Govtl Prog Analyst	0.6	1	1	2,197-2,651	29,094	30,470
Fire Capt	2	2	2	1,959-2,591	55,010	55,010
Forestry Constrn & Maint Supvr	1	1	1	2,098-2,529	30,348	30,348
Carpenter Supvr	0.9	1	1	1,959-2,360	25,800	25,800
Electrician II	1.5	2	2	1,959-2,360	48,318	50,412
Asst Civil Engr	1	2	2	1,959-2,360	53,256	54,409
Heavy Equipt Mechanic	1	1	1	1,827-2,197	25,389	25,389
Forestry Equipt Mgr I	1	1	1	2,002-2,197	27,890	27,890
Bus Service Off I	1	1	1	1,827-2,197	26,364	26,364
Accountant I - Supvr	1	1	1	1,401-1,827	19,904	19,992
Materials & Stores Supvr I	1	1	1	1,401-1,827	20,545	20,545
Personnel Asst II	1	1	1	1,481-1,768	21,216	21,216
Mgt Services Techn	0.3	-	-	1,177-1,565	-	-
Personnel Asst I	1.7	2	2	1,126-1,551	36,918	37,224
Sr Steno	1	1	1	1,236-1,512	17,448	17,448
Secty	2.9	3	3	1,236-1,512	50,908	51,580
Laborer	1	1	1	1,342-1,462	17,544	17,544
Dispatcher-Clk	1	1	1	1,214-1,425	17,100	17,100
Acct Clk II	1	1	1	1,087-1,367	14,890	15,120
Office Asst II-Typing	1	1	1	1,048-1,367	14,568	14,568
Steno	2.1	2	2	1,029-1,339	30,792	30,792
Janitor	0.5	0.5	0.5	1,038-1,294	7,188	7,188
Temp Help	0.6	0.5	0.5	(12,950)	12,531	12,531
Totals	38.7	41	41	\$1,013,191	\$1,111,537	\$1,121,263
State Forests:						
Forester II	1	1	1	2,591-3,128	37,536	37,536
Forester I	1	1	1	2,360-2,845	33,170	33,170
Temporary Help	2	1.8	1.8	(30,320)	29,329	29,329
Totals	4	3.8	3.8	\$98,020	\$100,035	\$100,035
Totals, Headquarters	42.7	44.8	44.8	\$1,111,211	\$1,211,572	\$1,221,298
Forest Protection-Ranger Units:						
Forest Ranger IV	5	5	5	3,128-3,780	226,800	226,800
Forester III	1	1	1	2,845-3,440	41,280	41,280
Forester II	6	6	6	2,591-3,128	225,216	225,216
Forest Ranger II	9.5	10	10	2,591-3,128	374,490	375,360
Forester I	2	2	2	2,360-2,845	65,828	66,340
Fire Prevention Off I	4.9	5	5	2,360-2,845	159,948	162,842
Forest Ranger I	30.1	31	31	2,360-2,845	1,017,162	1,023,318
Fire Capt	110.1	112	112	1,959-2,591	3,053,112	3,066,020
Forestry Pilot	0.4	-	-	2,098-2,415	-	-
Heavy Fire Equipt Opr	22.8	24	24	2,051-2,360	654,188	656,526
Forestry Equipt Mgr I	4	4	4	2,002-2,197	111,560	111,560
Heavy Equipt Mechanic	2	2	2	1,827-2,197	50,778	50,778
Materials & Stores Supvr II	1	1	1	1,591-2,098	24,876	24,876
Fire Apparatus Engr	21.3	26	26	1,786-2,051	617,848	619,970
Materials & Stores Supvr I	3.5	4	4	1,401-1,827	82,180	82,180

¹ Positions authorized 1-1-85.

² One position authorized 1-1-85.

3540 DEPARTMENT OF FORESTRY—Continued

1
2
3
4
5
6
7
8
9
10
11
12
13
14
15
16
17
18
19
20
21
22
23
24
25
26
27
28
29
30
31
32
33
34
35
36
37
38
39
40
41
42
43
44
45
46
47
48
49
50
51
52
53
54
55
56
57
58
59
60
61
62
63
64
65
66
67
68
69
70
71
72
73
74
75
76
77
78
79
80
81
82
83
84
85
86
87
88
89
90
91
92
93
94
95
96
97
98

ORGANIZATIONAL UNIT Classification	NUMBER OF POSITIONS			EXPENDITURES		
	Filed 1983-84	Authorized 1984-85	Proposed 1985-86	Actual 1983-84	Estimated 1984-85	Proposed 1985-86
				SALARY RANGE		
Acctg Techn	2.5	2	2	1,214-1,551	34,200	34,200
Sr Acct Clk	0.1	1	1	1,214-1,551	15,169	15,766
Personnel Asst I	2.6	2	2	1,126-1,551	37,224	37,224
Office Techn-Typing	1.2	2	2	1,214-1,551	34,026	34,200
Secty	1.4	2	2	1,236-1,512	32,813	33,446
Sr Steno	1	1	1	1,236-1,512	17,448	17,448
Dispatcher-Clk	2	2	2	1,214-1,425	33,214	33,910
Office Asst II-Typing	2.6	2	2	1,048-1,367	28,266	28,740
Steno	0.9	1	1	1,029-1,339	15,281	15,396
Fire Prevention Asst Blanket:	0.3	1.2	1.2	(2,905)	13,857	13,857
Ranger Unit Clerical Blanket:	3.8	3.5	3.5	(58,840)	41,011	41,011
Temporary Help Blanket:	1.1	1	1	(27,892)	27,030	27,030
Totals, Forest Protection-Ranger Units	243.1	253.7	253.7	\$6,585,692	\$7,034,805	\$7,065,294
Fire Centers:						
Calaveras:						
Forest Ranger II	0.9	-	-	2,591-3,128	-	-
Fire Capt	0.6	-	-	1,959-2,591	-	-
Fire Crew Supvr	5.8	-	-	2,150-2,591	-	-
Heavy Equipt Mechanic	1	-	-	1,827-2,197	-	-
Office Techn Typing	0.9	-	-	1,214-1,551	-	-
Totals	9.2	-	-	\$251,010	-	-
Conservation Camps:						
Sierra:						
Forest Ranger III	1	1	1	2,845-3,440	40,636	41,280
Forest Ranger I	1	1	1	2,360-2,845	33,170	33,170
Fire Crew Supvr	4.2	-	-	2,150-2,591	-	-
Fire Capt	0.8	5	5	1,959-2,591	147,313	148,577
Totals	7	7	7	\$208,092	\$221,119	\$223,027
DeWitt Nelson TC:						
Forest Ranger II	1	1	1	2,591-3,128	37,536	37,536
Fire Crew Supvr	6.7	-	-	2,150-2,591	-	-
Fire Capt	1.3	8	8	1,959-2,591	235,351	239,148
Office Asst II-Typing	0.5	-	-	1,048-1,367	-	-
Totals	9.5	9	9	\$262,016	\$272,887	\$276,684
Preston YC:						
Forest Ranger I	1	1	1	2,360-2,845	33,170	33,170
Fire Crew Supvr	0.8	1	1	2,150-2,591	25,060	26,247
Fire Capt	0.2	-	-	1,959-2,591	-	-
Totals	2	2	2	\$58,110	\$58,230	\$59,417
Vallecito:						
Forest Ranger II	0.1	1	1	2,591-3,128	37,536	37,536
Forest Ranger I	-	1	1	2,360-2,845	26,364	26,364
Fire Capt	0.6	10	10	1,959-2,591	294,161	295,825
Heavy Fire Equipt Opr	-	1	1	2,051-2,360	21,924	21,924
Heavy Equipt Mechanic	-	1	1	1,827-2,197	25,389	25,389
Office Techn Typing	-	1	1	1,214-1,551	14,568	15,120
Office Asst II	-	1	1	1,048-1,367	26,364	26,364
Totals	0.7	16	16	\$21,146	\$446,306	\$448,522
Miramonte:						
Forest Ranger II	1	1	1	2,591-3,128	37,536	37,536
Fire Crew Supvr	6.6	-	-	2,150-2,591	-	-
Fire Capt	1.3	8	8	1,959-2,591	232,189	235,955
Heavy Equipt Mechanic	1	1	1	1,827-2,197	25,389	25,389
Totals	9.9	10	10	\$276,387	\$295,114	\$298,880
Mt. Home:						
Forest Ranger II	1	1	1	2,591-3,128	37,536	37,536
Forest Ranger I	0.6	1	1	2,360-2,845	32,530	33,170
Fire Crew Supvr	10.3	-	-	2,150-2,591	-	-
Fire Capt	2	13	13	1,959-2,591	373,060	379,574
Heavy Fire Equipt Opr	1	1	1	2,051-2,360	27,505	27,505
Office Asst II-Typing	0.7	1	1	1,048-1,367	14,568	14,568
Totals	15.6	17	17	\$428,188	\$485,199	\$492,353
Baseline:						
Forest Ranger II	0.6	1	1	2,591-3,128	37,536	37,536
Fire Crew Supvr	8.3	-	-	2,150-2,591	-	-
Fire Capt	1.7	10	10	1,959-2,591	282,552	288,361
Heavy Fire Equipt Opr	1	1	1	2,051-2,360	26,247	27,505
Office Asst II-Typing	0.9	1	1	1,048-1,367	14,436	14,568
Totals	12.5	13	13	\$332,262	\$360,771	\$367,970
Growlersburg:						
Forest Ranger II	1	1	1	2,591-3,128	37,536	37,536
Fire Crew Supvr	6.6	-	-	2,150-2,591	-	-
Fire Capt	1.6	10	10	1,959-2,591	292,461	297,565
Heavy Fire Equipt Opr	1.1	1	1	2,051-2,360	25,843	27,069
Correctional Off	0.8	-	-	1,276-2,018	-	-

3540 DEPARTMENT OF FORESTRY—Continued

ORGANIZATIONAL UNIT Classification	NUMBER OF POSITIONS			EXPENDITURES		
	Filled 1983-84	Authorized 1984-85	Proposed 1985-86	Actual 1983-84	Estimated 1984-85	Proposed 1985-86
Office Asst II-Typing	1	1	1	SALARY RANGE		
				1,048-1,367	14,172	14,568
Totals	12.1	13	13	\$319,985	\$370,012	\$376,738
Green Valley:						
Forest Ranger II	1	1	1	2,591-3,128	37,536	37,536
Fire Crew Supvr	4.9	-	-	2,150-2,591	-	-
Fire Capt	1	6	6	1,959-2,591	172,759	179,018
Heavy Equipt Mechanic	0.9	1	1	1,827-2,197	25,389	25,389
Totals	7.8	8	8	\$211,092	\$235,684	\$241,943
Mt. Bullion:						
Forest Ranger II	0.8	1	1	2,591-3,128	31,092	32,604
Fire Crew Supvr	6.5	-	-	2,150-2,591	-	-
Fire Capt	1.3	10	10	1,959-2,591	277,309	284,051
Heavy Fire Equipt Opr	0.9	1	1	2,051-2,360	27,396	27,505
Totals	9.5	12	12	\$262,729	\$335,797	\$344,160
Pine Grove:						
Forest Ranger II	0.9	1	1	2,591-3,128	37,536	37,536
Fire Crew Supvr	7.5	-	-	2,150-2,591	-	-
Fire Capt	5	9	9	1,959-2,591	271,789	271,908
Heavy Fire Equipt Opr	1	1	1	2,051-2,360	23,917	25,060
Totals	10.9	11	11	\$317,116	\$333,242	\$334,504
Totals, Conservation Camps	97.5	118	118	\$2,697,123	\$3,414,361	\$3,464,198
Fire Protection, Local Government Contract:						
Forest Ranger III	1	1	1	2,845-3,440	41,280	41,280
Forest Ranger II	2	2	2	2,591-3,128	75,072	75,072
Forest Ranger I	14.8	14	14	2,360-2,845	459,104	463,740
Fire Capt	56.3	57	57	1,959-2,360	1,555,143	1,559,192
Heavy Equipt Mechanic	2.7	3	3	1,827-2,197	76,167	76,167
Fire Apparatus Eng	156.7	159	159	1,786-2,051	3,792,225	3,811,941
Fire Fighter II	32.5	41	41	1,491-1,786	780,553	800,450
Acctg Techn	1	1	1	1,214-1,551	17,100	17,100
Personnel Asst I	1	1	1	1,126-1,551	16,636	17,344
Sr Steno	1	1	1	1,236-1,515	17,448	17,448
Dispatcher Clk	1.1	1	1	1,214-1,425	17,100	17,100
Office Asst II Typing	2	2	2	1,048-1,376	29,136	29,136
Steno	2	2	2	1,029-1,339	30,792	30,792
Totals	274.1	285	285	\$6,650,905	\$6,907,756	\$6,956,762
Totals, Region IV	666.6	701.5	701.5	\$17,295,941	\$18,568,494	\$18,707,552
Region V:						
Forest Protection—Region Hq						
C.E.A. II	1	1	1	3,052-4,057	48,684	48,684
Asst Dep Forester	1	1	1	3,279-3,963	39,348	41,280
Forester III	1	1	1	2,845-3,440	41,280	41,280
Forest Ranger III	2.9	3	3	2,845-3,440	116,378	118,356
Forest Ranger II	0.3	1	1	2,591-3,128	36,231	37,536
Forester II	1.8	1	1	2,591-3,128	37,536	37,536
Fire Prevention Off II	1	1	1	2,591-3,128	37,536	37,536
Assoc Civil Engr	1	1	1	2,360-2,845	35,106	35,106
Forest Ranger I	0.8	1	1	2,360-2,845	28,338	30,338
Forester I	1.8	1	1	2,360-2,845	29,617	31,034
Fire Capt	2	2	2	1,959-2,591	55,010	55,010
Carpenter Supvr	1	1	1	1,959-2,360	25,800	25,800
Electrician II	0.8	1	1	1,959-2,360	24,336	25,503
Asst Civil Engr	2	2	2	1,959-2,360	58,208	58,208
Forestry Equipt Mgr I	1	1	1	2,002-2,197	27,890	27,890
Staff Services Analyst-Gen	1	1	1	1,407-2,197	24,888	26,067
Bus Service Off I	1	1	1	1,827-2,197	26,364	26,364
Econ Entomologist	1	1	1	1,376-2,051	22,962	24,060
Agric Pest Control Specialist	2	1	1	1,433-1,868	22,416	22,416
Accountant I - Supvr	1	1	1	1,401-1,827	19,992	19,992
Materials & Stores Supvr I	1	1	1	1,401-1,827	20,545	20,545
Groundskeeper	0.5	0.5	0.5	1,342-1,666	9,138	9,138
Personnel Asst I	1	1	1	1,126-1,551	18,612	18,612
Secty	1	1	1	1,236-1,512	17,448	17,448
Dispatcher-Clk	0.6	1	1	1,214-1,425	14,844	15,414
Acct Clk II	1	1	1	1,087-1,367	15,120	15,120
Office Asst II-Typing	1.5	1.5	1.5	1,048-1,367	18,888	19,308
Steno	2.7	4	4	1,029-1,339	53,518	55,370
Janitor	1	1	1	1,038-1,294	14,792	14,792
Temporary Help	0.3	0.3	0.3	(8,343)	8,049	8,049
Totals	36	36.3	36.3	\$942,902	\$949,474	\$963,792
Nursery And Forest Regeneration:						
Forester II	1	1	1	2,591-3,128	37,536	37,536
Forester I	1	1	1	2,360-2,845	31,812	31,812
Lead Groundskeeper	1	1	1	1,401-1,827	19,992	19,992
Totals	3	3	3	\$86,934	\$89,340	\$89,340
Totals, Headquarters	39	39.3	39.3	\$1,029,836	\$1,038,814	\$1,053,132

3540 DEPARTMENT OF FORESTRY—Continued

ORGANIZATIONAL UNIT Classification	NUMBER OF POSITIONS			EXPENDITURES		
	Filled 1983-84	Authorized 1984-85	Proposed 1985-86	Actual 1983-84	Estimated 1984-85	Proposed 1985-86
Forest Protection Ranger Units:				SALARY RANGE		
Forest Ranger IV	4	4	4	3,128-3,780	181,440	181,440
Forest II	4.8	5	5	2,591-3,128	180,818	185,650
Forest Ranger II	7.1	7	7	2,591-3,128	262,607	262,752
Forester I	3	3	3	2,360-2,845	93,402	94,760
Fire Prevention Off I	4	4	4	2,360-2,845	132,680	132,680
Forest Ranger I	26	25	25	2,360-2,845	824,482	828,866
Fire Capt	97.8	102	102	1,959-2,591	2,785,188	2,791,158
Jr Forester	1	1	1	2,251-2,472	28,819	28,819
Forestry Pilot	0.5	-	-	2,098-2,415	-	-
Heavy Fire Equipt Opr	24.4	25	25	2,051-2,360	679,389	682,937
Forestry Equipt Mgr I	2.8	3	3	2,002-2,197	83,670	83,670
Heavy Equipt Mechanic	1.1	1	1	1,827-2,197	25,389	25,389
Fire Apparatus Engr	21.8	22	22	1,786-2,051	518,456	522,713
Materials & Stores Supvr I	3.8	4	4	1,401-1,827	61,635	61,635
Sr Acct Clk	2	2	2	1,214-1,551	34,200	34,200
Office Techn-Typing	3.6	4	4	1,214-1,551	66,562	67,588
Secty	0.5	2	2	1,236-1,512	34,896	34,896
Steno	0.6	-	-	1,029-1,339	-	-
Fire Prevention Asst Blanket	0.3	1.2	1.2	(2,905)	13,857	13,857
Ranger Unit Clerical Blanket	3.3	3	3	(50,442)	35,151	35,151
Temporary Help	1.1	1	1	(27,892)	27,030	27,030
Totals, Forest Protection—Ranger Units	213.5	219.2	219.2	\$5,747,181	\$6,069,671	\$6,095,191
Conservation Camps						
Pacheco Summit:						
Forest Ranger II ¹	-	1	1	2,591-3,128	15,546	31,092
Forest Ranger I ¹	-	1	1	2,360-2,845	13,671	27,342
Fire Capt ¹	-	11	11	1,959-2,591	137,016	274,032
Heavy Fire Equipt Opr ¹	-	1	1	2,051-2,360	13,438	26,876
Office Asst II-Typing ¹	-	1	1	1,048-1,367	6,288	12,576
Totals	-	15	15	-	\$185,959	\$371,918
Cuesta:						
Forest Ranger II	1	1	1	2,591-3,128	37,536	37,536
Fire Crew Supvr	6.6	-	-	2,150-2,591	-	-
Fire Capt	1.3	8	8	1,959-2,591	238,662	239,967
Heavy Fire Equipt Opr	0.9	1	1	2,051-2,360	24,961	26,146
Totals	9.8	10	10	\$280,305	\$301,159	\$303,649
Ben Lomond:						
Forest Ranger II	1	1	1	2,591-3,128	37,536	37,536
Fire Crew Supvr	6.5	-	-	2,150-2,591	-	-
Fire Capt	1.3	8	8	1,959-2,591	231,872	236,603
Heavy Fire Equipt Opr	0.9	1	1	2,051-2,360	24,961	26,146
Totals	9.7	10	10	\$271,163	\$294,369	\$300,285
Los Robles:						
Forest Ranger II	1	1	1	2,591-3,128	37,536	37,536
Fire Crew Supvr	3.7	1	1	2,150-2,591	25,060	26,247
Fire Capt	0.8	4	4	1,959-2,591	120,848	120,848
Heavy Fire Equipt Opr	0.9	1	1	2,051-2,360	23,917	25,060
Fire Capt	0.3	-	-	1,959-2,360	-	-
Totals	6.7	7	7	\$197,323	\$207,361	\$209,691
Gabilan:						
Forest Ranger II ¹	-	1	1	2,591-3,128	15,546	31,092
Forest Ranger I ¹	-	1	1	2,360-2,845	13,671	27,342
Fire Capt ¹	-	11	11	1,959-2,591	137,016	274,032
Heavy Fire Equipt Opr ¹	-	1	1	2,051-2,360	13,439	31,092
Office Asst II-Typing ¹	-	1	1	1,048-1,367	6,288	12,576
Totals	-	15	15	-	\$185,960	\$376,134
Totals, Conservation Camps	26.2	57	57	\$748,791	\$1,174,808	\$1,561,677
Fire Centers:						
Bollinger:						
Forest Ranger II	0.8	-	-	2,591-3,128	-	-
Fire Crew Supvr	3.5	-	-	2,150-2,591	-	-
Heavy Fire Equipt Opr	0.8	-	-	2,051-2,360	-	-
Totals	5.1	-	-	\$142,067	-	-
Fire Protection—Local Government Contract:						
Forest Ranger I	6.8	8	8	2,360-2,845	255,523	262,208
Fire Capt	28.5	28	28	1,959-2,591	764,096	766,552
Heavy Equipt Opr	0.7	-	-	2,051-2,360	-	-
Heavy Equipt Mechanic	0.7	-	-	1,827-2,197	-	-
Fire Apparatus Engr	51.4	52	52	1,786-2,051	1,222,234	1,233,932
Fire Fighter II	33	38	38	1,491-1,786	709,812	732,964
Office Techn-Typing	1	1	1	1,214-1,551	15,336	15,952
Dispatcher Clk	1	1	1	1,214-1,425	15,512	16,172
Office Asst II-Typing	1.7	2	2	1,048-1,367	26,713	27,589
Totals	124.8	130	130	\$2,888,914	\$3,009,226	\$3,055,369
Totals, Region V	408.6	445.5	445.5	\$10,556,789	\$11,292,519	\$11,765,369

¹ positions authorized 1-1-85.

3540 DEPARTMENT OF FORESTRY—Continued

ORGANIZATIONAL UNIT Classification	NUMBER OF POSITIONS			EXPENDITURES		
	Filled 1983-84	Authorized 1984-85	Proposed 1985-86	Actual 1983-84	Estimated 1984-85	Proposed 1985-86
Region VI:						
Forest Protection—Region Hq						
				SALARY RANGE		
C.E.A. II.....	1	1	1	3,052-4,057	48,684	48,684
Asst Dep Forester	1	1	1	3,279-3,963	45,543	47,556
Forester III	1	1	1	2,845-3,440	41,280	41,280
Forest Ranger III	3	3	3	2,845-3,440	123,840	123,840
Forest Ranger II	2	2	2	2,591-3,128	75,072	75,072
Fire Prevention Off II	1	1	1	2,591-3,128	37,536	37,536
Assoc Civil Engr	1	1	1	2,360-2,845	35,244	35,244
Forest Ranger I	0.9	1	1	2,360-2,845	29,345	30,766
Forester I	1.1	2	2	2,360-2,845	63,514	64,964
Forestry Equipt Mgr II	1	1	1	2,098-2,529	32,213	32,340
Forestry Constrn & Maint Supvr	0.9	1	1	2,098-2,529	27,339	28,656
Stationary Engr	0.8	1	1	1,931-2,361	23,172	23,172
Carpenter Supvr	1	1	1	1,959-2,360	25,800	25,800
Electrician II	0.9	1	1	1,959-2,360	25,800	25,800
Asst Civil Engr	2	2	2	1,959-2,360	58,432	58,432
Fire Capt	2.9	3	3	1,959-2,360	82,677	83,004
Regional Adm Off I	0.9	1	1	1,523-2,197	23,934	25,080
Staff Services Analyst-Gen	1	-	-	1,407-2,197	-	-
Bus Service Off I	1	1	1	1,827-2,197	25,770	26,364
Fire Fighter-Security Guard	0.1	-	-	1,679-2,018	-	-
Bldg & Maint Worker	0.5	-	-	1,557-1,868	-	-
Accountant I-Supvr	0.2	1	1	1,401-1,827	19,992	19,992
Warehouse Worker	0.3	1	1	1,401-1,666	17,361	18,093
Groundskeeper	-	0.5	0.5	1,342-1,666	8,229	8,589
Exec Secty I	1	1	1	1,389-1,653	19,836	19,836
Sr Acct Clk	0.8	1	1	1,214-1,551	14,568	15,120
Personnel Asst I	1	1	1	1,126-1,551	18,612	18,612
Dispatcher-Clk	1	1	1	1,214-1,425	15,882	16,578
Acct Clk II	0.7	1	1	1,087-1,367	15,120	15,120
Office Asst II-Typing	2	2	2	1,048-1,367	27,302	27,942
Steno	4	3	3	1,029-1,339	45,309	45,859
Janitor	0.9	1	1	1,038-1,294	12,867	13,277
Temporary Help	0.3	0.3	0.3	(8,344)	8,049	8,049
Totals, Headquarters	37.2	38.8	38.8	\$954,640	\$1,048,322	\$1,060,657
Forest Protection-Ranger Units:						
Forest Ranger IV	3	3	3	3,128-3,780	136,080	136,080
Forester II	2	2	2	2,591-3,128	72,366	74,057
Forest Ranger II	8	8	8	2,591-3,128	298,693	300,288
Fire Prevention Off	3	3	3	2,360-2,845	99,580	100,092
Forest Ranger I	20.1	21	21	2,360-2,845	685,508	695,960
Fire Capt	84.4	89	89	1,959-2,591	2,451,511	2,459,621
Jr Forester	1	1	1	2,251-2,472	28,988	28,988
Forestry Pilot	0.5	-	-	2,098-2,413	-	-
Heavy Fire Equipt Opr	11.5	13	13	2,051-2,360	352,242	354,764
Forestry Equipt Mgr I	1.9	2	2	2,002-2,197	54,818	56,104
Bus Service Off I	0.8	1	1	1,827-2,197	24,888	26,067
Materials & Stores Supvr II	0.3	-	-	1,591-2,098	-	-
Fire Apparatus Engr	15.9	16	16	1,786-2,051	380,716	382,764
Accountant I-Supvr	0.8	-	-	1,401-1,827	-	-
Sr Acct Clk	1	1	1	1,214-1,551	16,984	17,100
Office Services Supvr I-Typing	1	1	1	1,214-1,551	16,694	17,100
Office Techn-Typing	2	2	2	1,214-1,551	34,200	34,200
Dispatcher-Clk	0.8	1	1	1,214-1,425	17,100	17,100
Acct Clk	1.7	1	1	1,087-1,367	14,660	15,120
Office Asst II-Typing	0.8	1.5	1.5	1,048-1,367	21,203	21,417
Steno	1.9	2	2	1,029-1,339	30,792	30,792
Fire Prevention Asst Blanket	0.6	3.2	3.2	(7,975)	38,071	38,071
Ranger Unit Clerical Blanket	1.6	1.5	1.5	(25,221)	17,579	17,579
Totals, Forest Protection, Ranger Units	164.6	173.2	173.2	\$4,430,390	\$4,792,673	\$4,823,264
Conservation Camps:						
Chino YTS:						
Forest Ranger I	1	2	2	2,360-2,845	61,032	62,352
Fire Crew Supvr	0.8	-	-	2,150-2,591	-	-
Fire Capt	0.2	2	2	1,959-2,591	57,264	57,264
Totals	2	4	4	\$60,762	\$118,296	\$119,616
Owens Valley:						
Forest Ranger I	1	1	1	2,360-2,845	33,364	33,364
Fire Crew Supvr	8.2	-	-	2,150-2,591	-	-
Fire Capt	1.5	10	10	1,959-2,591	290,596	294,300
Heavy Fire Equipt Opr	1	1	1	2,051-2,360	27,668	27,668
Office Asst II-Typing	1	1	1	1,048-1,367	14,568	14,568
Totals	12.7	13	13	\$344,157	\$366,196	\$369,900

3540 DEPARTMENT OF FORESTRY—Continued

1
2
3
4
5
6
7
8
9
10
11
12
13
14
15
16
17
18
19
20
21
22
23
24
25
26
27
28
29
30
31
32
33
34
35
36
37
38
39
40
41
42
43
44
45
46
47
48
49
50
51
52
53
54
55
56
57
58
59
60
61
62
63
64
65
66
67
68
69
70
71
72
73
74
75
76
77
78
79
80
81
82
83
84
85
86
87
88
89
90
91
92
93
94
95
96
97
98

ORGANIZATIONAL UNIT Classification	NUMBER OF POSITIONS			EXPENDITURES		
	Filled 1983-84	Authorized 1984-85	Proposed 1985-86	Actual 1983-84	Estimated 1984-85	Proposed 1985-86
La Cima:				SALARY RANGE		
Forest Ranger II	1	1	1	2,591-3,128	37,536	37,536
Fire Crew Supvr	6.3	-	-	2,150-2,591	-	-
Fire Capt	1.3	8	8	1,959-2,591	238,315	240,997
Heavy Fire Equipt Opr	1	1	1	2,051-2,360	27,668	27,668
Totals	9.6	10	10	\$272,570	\$303,519	\$306,201
Morena:						
Forest Ranger II	1	1	1	2,591-3,128	37,536	37,536
Fire Crew Supvr	5.8	-	-	2,150-2,591	-	-
Fire Capt	1.2	7	7	1,959-2,591	204,902	208,907
Heavy Fire Equipt Opr	1.2	2	2	2,051-2,360	48,409	50,719
Totals	9.2	10	10	\$256,557	\$290,847	\$297,162
Pilot Rock:						
Forest Ranger II	1	1	1	2,591-3,128	37,536	37,536
Fire Crew Supvr	6.7	-	-	2,150-2,591	-	-
Fire Capt	1.3	8	8	1,959-2,591	237,019	240,892
Heavy Fire Equipt Opr	1	1	1	2,051-2,360	27,668	27,668
Totals	10	10	10	\$282,456	\$302,223	\$306,096
Parado:						
Forest Ranger II	1	1	1	2,591-3,128	37,536	37,536
Fire Crew Supvr	5.9	-	-	2,150-2,591	-	-
Fire Capt	1.2	8	8	1,959-2,591	230,351	233,833
Totals	8.1	9	9	\$231,477	\$267,887	\$271,369
Puerta La Cruz:						
Forest Ranger II	1	1	1	2,591-3,128	37,536	37,536
Fire Crew Supvr	7.7	-	-	2,150-2,591	-	-
Fire Capt	1.7	10	10	1,959-2,591	291,459	296,201
Heavy Fire Equipt Opr	1	1	1	2,051-2,360	27,668	27,668
Office Asst II-Typing	1	1	1	1,048-1,367	14,128	14,568
Totals	12.4	13	13	\$334,249	\$370,791	\$375,973
Rainbow:						
Forest Ranger II	0.9	1	1	2,591-3,128	37,536	37,536
Fire Crew Supvr	6.7	-	-	2,150-2,591	-	-
Fire Capt	1.2	8	8	1,959-2,591	227,875	233,325
Heavy Fire Equipt Opr	2	2	2	2,051-2,360	55,336	55,336
Totals	10.8	11	11	\$301,533	\$320,747	\$326,197
Oak Glen:						
Forest Ranger II	1	1	1	2,591-3,128	37,536	37,536
Forest Ranger I	0.3	1	1	2,360-2,845	32,358	33,364
Fire Crew Supvr	5.5	-	-	2,150-2,591	-	-
Fire Capt	2.2	13	13	1,959-2,591	361,747	372,493
Heavy Fire Equipt Opr	0.7	1	1	2,051-2,360	24,056	25,208
Office Techn	-	0.5	0.5	1,214-1,551	7,000	7,000
Totals	9.7	16.5	16.5	\$276,661	\$462,697	\$475,601
Norco:						
Forest Ranger II	1	1	1	2,591-3,128	37,536	37,536
Fire Crew Supvr	4.1	-	-	2,150-2,591	-	-
Fire Capt	0.8	5	5	1,959-2,591	144,083	146,609
Totals	5.9	6	6	\$170,462	\$181,619	\$184,145
Fenner Canyon:						
Forest Ranger II	0.7	1	1	2,591-3,128	37,536	37,536
Forester II	0.3	-	-	2,591-3,128	-	-
Fire Crew Supvr	10	-	-	2,150-2,591	-	-
Fire Capt	1.8	10	10	1,959-2,591	282,567	291,104
Heavy Fire Equipt Opr	-	1	1	2,051-2,360	24,056	25,208
Office Asst II-Typing	1	1	1	1,048-1,367	14,568	14,568
Totals	13.8	13	13	\$361,008	\$358,727	\$368,416
Bautista:						
Forest Ranger II ¹	-	1	1	2,591-3,128	37,536	37,536
Forest Ranger I ¹	-	1	1	2,360-2,845	34,140	34,140
Fire Capt	-	12	12	1,959-2,591	382,000	382,000
Heavy Fire Equipt ¹	-	1	1	2,051-2,360	25,000	25,000
Office Asst II-Typing	-	1	1	1,048-1,367	14,000	14,000
Totals	-	16	16	-	\$492,676	\$492,676
Totals, Conservation Camps	104.2	131.5	131.5	\$2,891,842	\$3,836,225	\$3,893,352
Fire Protection, Local Government Contract:						
Forest Ranger III	2	2	2	2,845-3,440	82,560	82,560
Forest Ranger II	2.1	2	2	2,591-3,128	73,622	75,072
Forest Ranger I	19.6	18	18	2,360-2,845	583,384	592,140
Fire Prevention Off I	1	1	1	2,360-2,845	31,222	32,724
Fire Capt	32	31	31	1,959-2,591	856,549	857,708
Heavy Fire Equipt Opr	2	2	2	2,051-2,360	55,336	55,336

¹ positions authorized I-1-85.

3540 DEPARTMENT OF FORESTRY—Continued

ORGANIZATIONAL UNIT Classification	NUMBER OF POSITIONS			EXPENDITURES		
	Filed 1983-84	Authorized 1984-85	Proposed 1985-86	Actual 1983-84	Estimated 1984-85	Proposed 1985-86
				SALARY RANGE		
Forestry Equipmt Mgr I.....	1	1	1	2,002-2,197	23,108	23,108
Heavy Equipmt Mechanic.....	9.2	9	9	1,827-2,197	229,095	230,256
Fire Apparatus Engr.....	111.1	112	112	1,786-2,051	2,648,397	2,676,351
Accountant I-Supvr.....	1	1	1	1,401-1,827	19,992	19,992
Fire Fighter II.....	35.8	39	39	1,491-1,786	757,205	775,161
Sr Acct Clk.....	1.5	3	3	1,214-1,551	46,713	48,298
Office Services Supvr I-Gen.....	1	1	1	1,214-1,551	17,100	17,100
Sr Steno.....	1	1	1	1,236-1,512	17,448	17,448
Secty.....	0.7	1	1	1,236-1,512	16,684	17,389
Dispatcher Clk.....	3.5	4	4	1,214-1,425	62,949	65,616
Office Asst II-Typ.....	6.2	6	6	1,087-1,367	83,006	84,886
Steno.....	4.8	5	5	1,029-1,339	69,705	71,623
Office Asst II-Gen.....	0.2	1	1	1,043-1,309	14,128	14,568
Totals.....	235.7	240	240	\$5,573,152	\$5,693,203	\$5,762,336
Totals, Region VI.....	541.7	583.5	583.5	\$13,850,024	\$15,370,423	\$15,539,609
Statewide Blankets:						
Forest Protection—Ranger Units						
Construction Blanket.....	7.7	7	7	(89,404)	86,551	86,551
Disability—Rehab Blanket.....	13.3	32	32	(352,278)	868,015	868,015
Temporary Help.....	-	3	3	-	35,595	35,595
Suppression Pers. Blanket:						
Fire Capt.....	49.2	45	45	(1,291,433)	1,143,032	1,143,032
Fire Apparatus Engr.....	159.3	145.7	145.7	(3,995,016)	3,535,974	3,535,974
Fire Fighter I.....	519	474.7	474.7	(6,414,407)	5,679,180	5,679,180
Fire Lookout.....	61.1	55.9	55.9	(873,949)	773,195	773,195
Overtime.....	-	-	-	(1,485,925)	-	-
Totals, Forest Protection—Ranger Units.....	809.6	763.3	763.3	\$14,502,412	\$12,121,542	\$12,121,542
Fire Protection, Local Government Contract:						
Suppression Pers Blanket:						
Fire Capt.....	75.5	69	69	(2,268,856)	2,008,696	2,008,696
Fire Apparatus Engr.....	71.1	65	65	(2,081,928)	1,843,339	1,843,339
Fire Fighter II.....	10.9	10	10	(303,141)	268,584	268,584
Fire Fighter I.....	21.9	20	20	(269,019)	238,355	238,355
Forestry Cook.....	1.1	1	1	(22,254)	19,222	19,222
Temporary Help.....	-	-	-	-	1,164,000	1,164,000
Overtime.....	-	-	-	(1,119,348)	898,880	898,880
Totals, Fire Protection—Local Government Contract.....	180.5	165	165	\$6,064,546	\$6,441,076	\$6,441,076
Totals, Statewide Blankets.....	990.1	928.3	928.3	\$20,566,958	\$18,562,618	\$18,562,618
TOTALS, AUTHORIZED POSITIONS *	3,834.4	3,919.4	3,909.4	\$95,379,026	\$98,486,548	\$99,508,892
Regular/Ongoing.....	2,776.6	2,941.3	2,931.3	73,055,111	78,840,723	79,863,067
Temporary Help.....	1,057.8	978.1	978.1	19,153,318	18,481,534	18,481,534
Overtime.....	-	-	-	3,170,597	1,164,291	1,164,291
Continuously vacant positions abolished by State Controller						
Fire Capt.....	-	1	1	1,848-2,226	-	-

3560 STATE LANDS COMMISSION *

Executive						
Executive:						
				SALARY RANGE		
C.E.A. IV.....	0.2	1	1	\$3,618-4,680	\$56,160	\$56,160
Exec Off.....	1	1	1	4,627	55,524	55,524
C.E.A. III.....	0.8	-	-	3,357-4,464	-	-
Staff Services Mgr III.....	0.9	1	1	2,913-3,518	42,055	42,216
Staff Services Mgr II-Supvy.....	0.1	-	-	2,651-3,200	-	-
Staff Services Analyst-Gen.....	1	1	1	1,407-2,197	26,112	26,364
Exec Secty II.....	1	1	1	1,512-1,809	19,908	20,844
Exec Secty I.....	0.3	-	-	1,389-1,653	-	-
Office Techn-Typing.....	0.7	1	1	1,214-1,551	15,708	16,404
Sr Steno.....	0.4	1	1	1,236-1,512	17,448	17,448
Research And Planning:						
C.E.A. I.....	1	1	1	2,778-3,690	44,280	44,280
Research Prog Specialist II.....	1	1	1	2,651-3,200	38,400	38,400
Sr Planner.....	1	1	1	2,651-3,200	37,216	38,400
Staff Services Mgr II-Supvy.....	1	1	1	2,651-3,200	38,400	38,400
Staff Services Mgr I.....	0.3	-	-	2,415-2,913	-	-
Envirntrl Specialist III.....	1.2	2	2	2,251-2,717	64,074	65,208
Assoc Govtl Prog Analyst.....	1.4	2	2	2,197-2,651	58,176	59,448
Assoc Park Resource Ecologist.....	0.3	1	1	2,051-2,472	24,909	26,103
Staff Services Analyst-Gen.....	0.3	1	1	1,407-2,197	20,826	21,629
Secty.....	1	1	1	1,236-1,512	17,448	17,448

*The Salary Range and the amounts shown in 1984-85 and 1985-86 for this department do not reflect the 1984-85 fiscal year salary increase adjustment. This adjustment is reflected in the departmental Summary by Object of the Governor's Budget.

3560 STATE LANDS COMMISSION—Continued

ORGANIZATIONAL UNIT	NUMBER OF POSITIONS			EXPENDITURES			
	Classification	Filled 1983-84	Authorized 1984-85	Proposed 1985-86	Actual 1983-84	Estimated 1984-85	Proposed 1985-86
Legal:				SALARY RANGE			
Chief Of Litigation	-	1	1	4,077-4,935	59,220	59,220	
Chief Counsel I	1	-	-	3,888-4,704	-	-	
Asst Chief Counsel	0.1	1	1	3,780-4,571	54,852	54,852	
Staff Counsel III	0.9	2	2	3,602-4,360	86,626	90,903	
Staff Counsel II	7	6	6	3,128-3,780	256,783	267,014	
Staff Counsel I	1.5	1	1	2,845-3,440	37,391	39,197	
Research Prog Specialist I	1	1	1	2,415-2,913	34,684	34,956	
Legal Counsel	2.5	2	2	2,051-2,591	58,656	61,470	
Staff Services Analyst-Gen	1.1	1	1	1,407-2,197	21,688	21,924	
Graduate Legal Asst	0.4	2	2	1,868-2,051	45,105	47,292	
Sr Legal Steno	1.6	2	2	1,331-1,729	35,597	36,634	
Mgt Services Techn	0.4	-	-	1,177-1,565	-	-	
Office Techn-Typing	0.1	-	-	1,214-1,551	-	-	
Legal Typist	1	1	1	1,191-1,517	16,346	16,712	
Office Asst II-Typing	0.6	1	1	1,048-1,367	14,568	14,568	
Temporary Help	1.4	1.5	1.5	(33,624)	18,000	18,000	
Overtime	-	-	-	(202)	2,000	2,000	
Totals	35.5	40.5	40.5	\$1,140,021	\$1,318,160	\$1,349,018	
Administrative & Technical Services							
Program Management:							
C.E.A. II	0.1	1	1	3,052-4,057	48,684	48,684	
C.E.A. I	0.9	-	-	2,778-3,690	-	-	
Temporary Help	0.7	3.5	3.5	(18,288)	42,406	42,406	
Overtime	-	-	-	(1,872)	2,000	2,000	
Administrative Services:							
Staff Services Mgr I	2	2	2	2,415-2,913	69,912	69,912	
Assoc Mgt Analyst	0.8	1	1	2,197-2,651	31,812	31,812	
Assoc Govtl Prog Analyst	1	1	1	2,197-2,651	31,812	31,812	
Assoc Personnel Analyst	1.3	2	2	2,197-2,651	56,794	59,530	
Staff Services Analyst-Gen	0.5	-	-	1,407-2,197	-	-	
Acctg Off	0.2	1	1	1,827-2,197	22,179	23,214	
Bus Service Off I	0.8	1	1	1,827-2,197	26,364	26,364	
Jr Staff Analyst-Gen	1	1	1	1,407-1,827	21,924	21,924	
Accountant I - Supvr	0.8	-	-	1,401-1,827	-	-	
Personnel Asst II	1	1	1	1,481-1,768	21,216	21,216	
Mgt Services Techn	1	1	1	1,177-1,565	17,527	18,287	
Acctg Techn	0.7	1	1	1,214-1,551	15,414	16,056	
Office Techn-Gen	0.3	-	-	1,214-1,551	-	-	
Office Techn-Typing	1	1	1	1,214-1,551	15,998	16,694	
Acct Clk II	0.3	1	1	1,087-1,367	14,524	15,074	
Office Asst II-Typing	1	1	1	1,048-1,367	13,094	13,514	
Technical Services:							
Mineral & Land Audit Prog Mgr	1	1	1	2,651-3,200	38,400	38,400	
Mineral & Land Auditor Spec IV	2.3	2	2	2,415-2,913	69,102	69,912	
Sr Acctg Off-Supvr	1	1	1	2,197-2,651	31,812	31,812	
Assoc Mgt Analyst	0.2	-	-	2,197-2,651	-	-	
Mineral & Land Auditor Spec III	3.6	4	4	2,197-2,651	117,278	121,372	
Mineral & Land Auditor Spec II	0.1	1	1	1,827-2,197	21,924	22,944	
Accountant I - Specialist	1.1	2	2	1,401-1,827	38,675	39,500	
Office Services Supvr II-Gen	0.3	1	1	1,358-1,768	17,344	18,092	
Mgt Services Techn	1.9	1	1	1,177-1,565	18,612	18,780	
Office Techn-Typing	1.7	1	1	1,214-1,551	17,100	17,100	
Acct Clk II	1	1	1	1,087-1,367	15,120	15,120	
Office Asst II-Typing	2	2	2	1,048-1,367	28,916	29,136	
Word Processing Techn	1	1	1	1,048-1,309	15,708	15,708	
Information Technology:							
Sr DP Analyst	1	1	1	2,651-3,200	38,400	38,400	
Assoc Govtl Prog Analyst	1	1	1	2,197-2,651	31,812	31,812	
Assoc DP Analyst	0.7	1	1	2,197-2,651	27,212	28,532	
Assoc Programmer Analyst	0.2	-	-	2,197-2,651	-	-	
Programmer II	0.3	-	-	1,827-2,197	-	-	
Staff Services Analyst-Gen	0.6	1	1	1,407-2,197	20,092	21,032	
Programmer I	1.8	2	2	1,407-1,827	40,948	41,841	
Office Services Supvr II-Gen	1	1	1	1,358-1,768	17,772	18,528	
Mgt Services Techn	0.4	-	-	1,177-1,565	-	-	
Office Techn-Typing	1.5	2	2	1,214-1,551	31,582	32,808	
Office Techn-Gen	1.5	1	1	1,214-1,551	16,462	17,100	
DP Techn	1	1	1	1,198-1,523	17,244	17,940	
Office Asst II-Typing	1.6	2	2	1,048-1,367	28,828	29,136	
Key Data Opr	1	1	1	976-1,309	15,316	15,708	
Word Processing Techn	1.9	2	2	1,048-1,309	29,330	29,792	
Office Asst II-Gen	0.7	1	1	1,048-1,309	12,919	13,339	
Office Asst I-Gen	0.1	-	-	944-1,087	-	-	
Totals	48.9	54.5	54.5	\$1,074,882	\$1,209,568	\$1,232,343	
Land Management And Conservation							
Program Management:							
C.E.A. III	0.2	1	1	3,357-4,464	52,632	53,568	
C.E.A. II	0.8	-	-	3,052-4,057	-	-	
Asst Mgr	1	1	1	3,200-3,869	46,428	46,428	
Staff Services Mgr II-Supvy	0.2	-	-	2,651-3,200	-	-	
Staff Services Analyst-Gen	0.3	1	1	1,407-2,197	16,884	17,604	

3560 STATE LANDS COMMISSION—Continued

1
2
3
4
5
6
7
8
9
10
11
12
13
14
15
16
17
18
19
20
21
22
23
24
25
26
27
28
29
30
31
32
33
34
35
36
37
38
39
40
41
42
43
44
45
46
47
48
49
50
51
52
53
54
55
56
57
58
59
60
61
62
63
64
65
66
67
68
69
70
71
72
73
74
75
76
77
78
79
80
81
82
83
84
85
86
87
88
89
90
91
92
93
94
95
96
97
98

ORGANIZATIONAL UNIT Classification	NUMBER OF POSITIONS			EXPENDITURES		
	Filed 1983-84	Authorized 1984-85	Proposed 1985-86	Actual 1983-84	Estimated 1984-85	Proposed 1985-86
				SALARY RANGE		
Mgt Services Techn	0.4	-	-	1,177-1,565	-	-
Office Techn-Typing	1	1	1	1,214-1,551	16,114	16,810
Temporary Help	3.4	0.5	0.5	(81,592)	6,000	6,000
Overtime	-	-	-	(7,826)	5,000	5,000
Land Location And Boundaries:						
Supvng Boundary Determ Off	1	1	1	3,128-3,780	45,360	45,360
Sr Boundary Determ Off	3	2	2	2,717-3,279	78,696	78,696
Assoc Boundary Determ Off	14.6	16	16	2,360-2,845	543,680	546,240
Civil Engrng Assoc	1	1	1	2,251-2,717	32,604	32,604
Assoc Land Agent	0.3	1	1	2,197-2,651	30,836	31,812
Title Specialist III	0.7	-	-	2,002-2,415	-	-
Asst Boundary Determ Off	11.8	14	14	1,959-2,360	385,907	391,174
Sr Graphic Artist	1.7	1	1	1,868-2,251	27,012	27,012
Title Specialist II	1	1	1	1,827-2,197	26,364	26,364
Title Specialist I	1.8	2	2	1,666-2,002	44,302	46,288
Boundry Determ Techn	8.6	7	7	1,135-1,959	160,933	163,464
Office Techn-Typing	1	1	1	1,214-1,551	16,636	17,100
Sr Steno	0.7	1	1	1,236-1,512	17,448	17,448
Office Asst II-Typing	0.8	1	1	1,048-1,367	14,568	14,568
Land Management:						
Supvng Land Agent-Managerial	1	1	1	2,913-3,518	42,216	42,216
Forester III	1	1	1	2,845-3,440	41,280	41,280
Sr Land Agent	3	3	3	2,651-3,200	115,200	115,200
Forester II	2	2	2	2,591-3,128	73,767	75,072
Forester I	2	2	2	2,360-2,845	60,158	63,034
Assoc Land Agent	11.9	12	12	2,197-2,651	377,462	378,800
Assoc Govtl Prog Analyst	0.8	1	1	2,197-2,651	31,812	31,812
Asst Land Agent	5.8	6	6	1,827-2,197	148,538	152,661
Boundary Determ Techn	0.1	-	-	1,135-1,959	-	-
Jr Property Appraiser	0.2	-	-	1,407-1,596	-	-
Office Techn-Typing	0.7	-	-	1,214-1,551	-	-
Sr Steno	0.2	1	1	1,236-1,512	17,389	17,448
Office Asst II-Typing	0.9	1	1	1,048-1,367	14,568	14,568
Totals	84.9	83.5	83.5	\$2,446,770	\$2,489,794	\$2,515,631
Extractive Development						
Program Management:						
Chief-Extractive Develmt Prog	1	1	1	4,571-5,536	66,432	66,432
Asst Chief-Extractive Develmt Prog ..	1	1	1	4,156-5,033	60,396	60,396
Exec Secty I	1.5	2	2	1,389-1,653	35,996	37,589
Mgt Services Techn	1	1	1	1,177-1,565	18,780	18,780
Office Techn-Typing	1	1	1	1,214-1,551	16,230	16,926
Temporary Help	0.1	0.5	0.5	(3,085)	6,000	6,000
Overtime	-	-	-	(4,211)	6,000	6,000
Leasing And Lease Management:						
Supvng Mineral Resources Engr	1	1	1	3,602-4,360	52,320	52,320
Petroleum Reservoir Engr	0.9	1	1	3,440-4,156	41,280	43,224
Petroleum Geologist	0.1	-	-	2,983-3,963	-	-
Sr Mineral Resources Engr	1.8	2	2	3,279-3,963	86,985	90,958
Assoc Mineral Resources Engr	4	5	5	2,591-3,440	172,910	181,008
Geothermal Energy Prog Spec II	0.9	1	1	2,651-3,200	38,252	38,400
Geothermal Energy Prog Spec I	0.1	-	-	2,415-2,913	-	-
Assoc Govtl Prog Analyst	1	1	1	2,197-2,651	31,812	31,812
Energy & Mineral Resources Engr	2	2	2	1,712-2,360	54,827	56,095
Office Techn-Typing	0.8	1	1	1,214-1,551	17,100	17,100
Office Asst II-Typing	1	1	1	1,048-1,367	14,568	14,568
Energy Operations:						
Supvng Mineral Resources Engr	2	2	2	3,602-4,360	102,396	104,640
Chief Petroleum Engr	1	1	1	3,602-4,360	52,320	52,320
Petroleum Reservoir Engr	1.3	2	2	3,440-4,156	99,744	99,744
Petroleum Geologist	1	1	1	2,983-3,963	43,224	43,224
Sr Mineral Resources Engr	1.2	1	1	3,279-3,963	47,556	47,556
Petroleum Drilling Engr	1	1	1	3,279-3,963	47,556	47,556
Petroleum Production Engr	4	5	5	2,983-3,963	208,700	212,557
Assoc Mineral Resources Engr	5.1	6	6	2,591-3,440	210,362	216,581
Petroleum Production Inspector III	0.4	2	2	2,261-2,727	62,948	65,448
Petroleum Production Inspector II	2.5	4	4	2,059-2,483	116,715	119,184
Energy & Mineral Resources Engr	5	4	4	1,712-2,360	94,328	97,470
Petroleum Production Inspector I	5	9	9	1,635-2,261	216,374	226,666
Jr Engrng Techn	0.1	-	-	1,135-1,630	-	-
Asst Petroleum Production Inspector	4.6	-	-	-	-	-
Geology:						
Chief Geologist	1	1	1	3,440-4,156	49,872	49,872
Petroleum Geologist	3	3	3	2,983-3,963	125,332	127,406
Sr Geological Drafting Techn	1	1	1	1,786-2,150	25,800	25,800
Graphic Artist	1	1	1	1,630-1,959	23,508	23,508
Geological Drafting Techn	2	2	2	1,557-1,868	44,832	44,832
Reservoir Engineering:						
Chief Reservoir Engr	1	1	1	3,602-4,360	52,320	52,320
Petroleum Reservoir Engr	0.2	2	2	3,440-4,156	95,415	97,621
Petroleum Geologist	0.1	1	1	2,983-3,963	37,838	39,670
Assoc Mineral Resources Engr	1.9	2	2	2,591-3,440	70,014	71,548
Energy & Mineral Resources Engr	0.1	-	-	1,712-2,360	-	-
Jr Engrng Techn	1	1	1	1,135-1,630	19,560	19,560

3560 STATE LANDS COMMISSION—Continued

ORGANIZATIONAL UNIT Classification	NUMBER OF POSITIONS			EXPENDITURES		
	Filled 1983-84	Authorized 1984-85	Proposed 1985-86	Actual 1983-84	Estimated 1984-85	Proposed 1985-86
Economics:				SALARY RANGE		
Research Mgr III-Gen	1	1	1	2,913-3,518	42,216	42,216
Research Analyst II-Economics	2	2	2	2,197-2,651	63,624	63,624
Programmer 1	1	1	1	1,407-1,827	21,924	21,924
Equity Project:						
Chief-Research & Develmt	1	1	1	3,440-4,156	49,872	49,872
Petroleum Geologist	3	3	3	2,983-3,963	124,498	128,052
Energy & Mineral Resources Engr	1	1	1	1,712-2,360	24,909	26,103
Jr Engrng Techn	0.3	-	-	1,135-1,630	-	-
Totals	75	83.5	83.5	\$2,513,203	\$2,893,645	\$2,954,482
TOTALS, AUTHORIZED POSITIONS	244.3	262	262	\$7,174,876	\$7,911,167	\$8,051,474
Regular/Ongoing Positions	238.7	256	256	7,024,175	7,823,761	7,964,068
Temporary Help	5.6	6	6	136,589	72,406	72,406
Overtime	-	-	-	14,112	15,000	15,000

3580 SEISMIC SAFETY COMMISSION *

ORGANIZATIONAL UNIT	NUMBER OF POSITIONS			EXPENDITURES		
	Filled 1983-84	Authorized 1984-85	Proposed 1985-86	Actual 1983-84	Estimated 1984-85	Proposed 1985-86
Commission Members	-	-	-	SALARY RANGE		
Exec Director	1	1	1	\$50/day	\$10,200	\$10,200
Research Specialist III	0.9	-	-	4,077-4,274	51,288	51,288
Research Specialist II	0.1	-	-	3,200-3,869	-	-
Seismic Safety Planning Specialist	1	1	1	2,778-3,357	-	-
Research Asst V	3.8	-	-	2,651-3,200	38,400	38,400
Assoc Govtl Prog Analyst	2.8	2	2	2,303-2,778	-	-
Adm Asst I	0.1	-	-	2,197-2,651	63,624	63,624
Research Asst III	0.7	-	-	1,827-2,303	-	-
Exec Secty I	1	1	1	1,827-2,197	-	-
Office Techn-Typing	2.7	1	1	1,389-1,653	19,836	19,836
Office Asst II-Typing	1.2	1	1	1,214-1,551	15,463	16,114
Steno	0.7	-	-	1,048-1,367	14,568	14,568
Special Consultant	0.6	-	-	1,029-1,339	-	-
Temporary Help	1.7	-	-	2,500	-	-
(49,573)						
TOTALS, AUTHORIZED POSITIONS	18.3	7	7	\$490,510	\$213,379	\$214,030
Regular/Ongoing Positions	16.6	7	7	440,937	213,379	214,030
Temporary Help	1.7	-	-	49,573	-	-

3600 DEPARTMENT OF FISH AND GAME *

ORGANIZATIONAL UNIT	NUMBER OF POSITIONS			EXPENDITURES		
	Filled 1983-84	Authorized 1984-85	Proposed 1985-86	Actual 1983-84	Estimated 1984-85	Proposed 1985-86
Administration						
Commission-001:				SALARY RANGE		
Commissioners (5) per diem	0.8	-	-	\$100/day	\$15,000	\$15,000
Exec Secty	1	1	1	3,708-3,888	46,656	46,656
Asst Exec Secty	1	1	1	2,472-2,983	34,686	35,656
Exec Secty I	1	1	1	1,389-1,653	19,300	19,836
Steno	1.8	1	1	1,029-1,339	13,625	14,087
Word Processing Tech	-	1	1	1,048-1,309	15,708	15,708
Totals	5.6	5	5	\$134,688	\$144,975	\$146,943
Executive-100:						
Director	1	1	1	52,979	52,979	52,979
C.E.A. III	1	1	1	3,357-4,464	53,568	53,568
Dep Director	1	1	1	4,404	52,848	52,848
Dep Director	0.2	1	1	4,404	52,848	52,848
C.E.A. II	1.1	1	1	3,052-4,057	41,411	43,420
Legis Advisor	-	1	1	3,827	45,924	45,924
Environl Services Supvr	0.8	-	-	2,472-2,983	-	-
Assoc Govtl Prog Analyst	0.4	1	1	2,197-2,651	26,894	28,196
Staff Services Analyst-Gen	1.6	1	1	1,407-2,197	25,176	26,364
Exec Secty II	1	1	1	1,512-1,809	21,708	21,708
Exec Secty I	2	2	2	1,389-1,653	39,672	39,672
Secty	1	1	1	1,236-1,512	17,448	17,448
Steno	0.3	-	-	1,029-1,339	-	-
Totals	11.4	12	12	\$365,109	\$430,476	\$434,975
Fiscal & Administrative Branch-110:						
Fiscal Off II	0.4	-	-	2,651-3,200	-	-
Staff Services Mgr II-Manerial	0.2	1	1	2,651-3,200	38,400	38,400
Staff Services Mgr II-Suprvy	0.4	-	-	2,651-3,200	-	-
Gen Auditor III	1	1	1	2,197-2,651	30,714	31,812
Bus Service Off III	1	1	1	2,197-2,651	31,812	31,812
Sr Acctg Off-Supvr	1	1	1	2,197-2,651	31,812	31,812
Assoc Budget Analyst	1	1	1	2,197-2,651	31,812	31,812
Acctg Off-Specialist	0.1	1	1	1,827-2,197	26,364	26,364
Bus Service Off I	1	1	1	1,827-2,197	26,364	26,364
Acctg Off-Supvr	1	1	1	1,827-2,197	22,009	23,034

*The Salary Range and the amounts shown in 1984-85 and 1985-86 for this department do not reflect the 1984-85 fiscal year salary increase adjustment. This adjustment is reflected in the departmental Summary by Object of the Governor's Budget.

3600 DEPARTMENT OF FISH AND GAME—Continued

ORGANIZATIONAL UNIT	NUMBER OF POSITIONS			EXPENDITURES			
	Classification	Filed 1983-84	Authorized 1984-85	Proposed 1985-86	Actual 1983-84	Estimated 1984-85	Proposed 1985-86
SALARY RANGE							
Staff Services Analyst-Gen	2	2	2	1,407-2,197	47,397	48,288	
Property Insp	1	1	1	1,666-2,002	21,514	22,519	
Accountant I - Supvr	1	1	1	1,401-1,827	19,251	19,860	
Materials & Stores Supvr I	1	1	1	1,401-1,827	19,552	19,992	
Accountant I - Specialist	0.9	-	-	1,401-1,827	-	-	
Mgt Services Techn	1	1	1	1,177-1,565	17,283	18,027	
Sr Mach Opr	1	1	1	1,317-1,557	18,684	18,684	
Office Services Supvr I-Typing	1	1	1	1,214-1,551	17,100	17,100	
Office Techn-Typing	2	2	2	1,214-1,551	34,200	34,200	
Office Techn-Gen	-	1	1	1,214-1,551	15,120	15,708	
Acctg Techn	6.4	5	5	1,214-1,551	85,500	85,500	
Sr Acct Clk	3	5	5	1,214-1,551	80,436	81,540	
Office Asst II-Typing	7.8	8	8	1,048-1,367	115,480	117,008	
Acct Clk II	2	2	2	1,087-1,367	29,918	30,240	
Steno	1	1	1	1,029-1,339	14,517	15,067	
Mach Opr I-Gen	0.9	1	1	1,135-1,321	14,356	14,899	
Word Processing Techn	1	1	1	1,048-1,309	15,708	15,708	
Bookkeeping Mach Opr II	1	1	1	1,126-1,309	14,568	15,120	
Mach Opr Trainee-Gen	1	1	1	1,018-1,177	13,428	13,870	
Office Asst I-Typing	0.4	-	-	976-1,126	-	-	
Service Asst-Duplicating	0.1	-	-	950-1,095	-	-	
Temporary Help	-	6.5	6.5	-	76,250	76,250	
Overtime	-	-	-	(11,714)	65,950	65,950	
Totals	42.6	50.5	50.5	\$788,923	\$975,499	\$986,940	
Personnel Programs Branch-111:							
Staff Services Mgr II-Managerial	0.2	1	1	2,651-3,200	38,400	38,400	
Staff Services Mgr II-Supvry	0.8	-	-	2,651-3,200	-	-	
Labor Relations Analyst	1	1	1	2,197-2,651	31,812	31,812	
Assoc Personnel Analyst	2	2	2	2,197-2,651	63,624	63,624	
Personnel Asst II	2	2	2	1,481-1,768	38,988	39,744	
Mgt Services Techn	0.1	0.5	0.5	1,177-1,565	8,090	8,429	
Personnel Asst I	3.7	4	4	1,126-1,551	71,934	72,162	
Sr Steno	1	1	1	1,236-1,512	17,448	17,448	
Office Asst II-Typing	1	1	1	1,048-1,367	14,568	14,568	
Steno	1.1	1	1	1,029-1,339	14,517	15,067	
Totals	12.9	13.5	13.5	\$283,337	\$299,381	\$301,254	
Licenses & Revenue Branch-112:							
Assoc Engr	0.5	-	-	2,360-2,845	-	-	
Fish & Game License Off	0.5	1	1	2,303-2,778	27,636	28,980	
Asst Fish & Game License Off	1	1	1	1,827-2,197	24,696	25,869	
Materials & Stores Supvr I	1	1	1	1,401-1,827	19,992	19,992	
Office Services Supvr II-Gen	0.4	1	1	1,358-1,768	18,222	18,972	
Supvng Acct Clk I	1	1	1	1,358-1,611	19,332	19,332	
Office Techn-Typing	0.7	1	1	1,214-1,551	15,218	15,824	
Office Techn-Gen	0.2	1	1	1,214-1,551	17,100	17,100	
Sr Acct Clk	3	3	3	1,214-1,551	51,010	51,300	
Acctg Techn	0.5	1	1	1,214-1,551	14,568	15,120	
Secty	0.2	-	-	1,236-1,512	-	-	
Stock Clk	1	1	1	1,168-1,486	16,404	16,404	
Office Asst II-Typing	3.5	4	4	1,048-1,367	55,887	56,769	
Acct Clk II	4.1	5	5	1,087-1,367	73,504	75,140	
Steno	0.6	1	1	1,029-1,339	15,396	15,396	
Bookkeeping Mach Opr II	1	1	1	1,126-1,309	15,708	15,708	
Office Asst II-Cashiering	0.3	-	-	1,048-1,214	-	-	
Temporary Help	-	10.3	10.3	-	104,849	104,849	
Totals	19.5	33.3	33.3	\$323,724	\$489,522	\$496,755	
Totals, Administration	92	114.3	114.3	\$1,895,781	\$2,339,853	\$2,366,867	
Staff Operations							
Conservation Education Branch-120:							
C.E.A. I	1	1	1	2,778-3,690	38,252	40,127	
Info Off II	1	1	1	2,651-3,200	38,400	38,400	
Info Off I	4	4	4	2,197-2,651	127,004	127,248	
Secty	0.8	1	1	1,236-1,512	16,572	17,271	
Office Asst II-Typing	1	1	1	1,048-1,367	14,568	14,568	
Steno	1	1	1	1,029-1,339	15,396	15,396	
Totals	8.8	9	9	\$236,173	\$250,192	\$253,010	
Inland Fisheries Branch-130:							
C.E.A. I	1	1	1	2,778-3,690	44,280	44,280	
Sr Fish Pathologist	1	1	1	2,472-2,983	34,554	35,796	
Fisheries Mgt Supvr	2	3	3	2,472-2,983	107,388	107,388	
Sr Fishery Biologist	1	-	-	2,472-2,983	-	-	
Fish Virologist	1	1	1	2,472-2,983	35,796	35,796	
Fish Hatchery Mgr II	0.8	1	1	2,051-2,472	26,305	27,557	
Assoc Fish Pathologist	3.5	4	4	2,051-2,472	114,198	115,398	
Lab Techn II	2	2	2	1,786-2,150	51,600	51,600	
Fishery Biologist	1	1	1	1,407-2,051	24,612	24,612	
Secty	1	1	1	1,236-1,512	17,448	17,448	
Office Asst II-Typing	0.5	0.5	0.5	1,048-1,367	7,284	7,284	
Steno	0.4	0.5	0.5	1,029-1,339	6,369	6,579	
Temporary Help	-	1.6	1.6	-	16,250	16,250	
Totals	15.2	17.6	17.6	\$438,741	\$486,084	\$489,988	

3600 DEPARTMENT OF FISH AND GAME—Continued

1
2
3
4
5
6
7
8
9
10
11
12
13
14
15
16
17
18
19
20
21
22
23
24
25
26
27
28
29
30
31
32
33
34
35
36
37
38
39
40
41
42
43
44
45
46
47
48
49
50
51
52
53
54
55
56
57
58
59
60
61
62
63
64
65
66
67
68
69
70
71
72
73
74
75
76
77
78
79
80
81
82
83
84
85
86
87
88
89
90
91
92
93
94
95
96
97
98

ORGANIZATIONAL UNIT Classification	NUMBER OF POSITIONS			EXPENDITURES		
	Filled 1983-84	Authorized 1984-85	Proposed 1985-86	Actual 1983-84	Estimated 1984-85	Proposed 1985-86
Wildlife Management Branch-131:				SALARY RANGE		
C.E.A. I	1	1	1	2,778-3,690	44,280	44,280
Wildlife Mgt Supvr	4.3	4	4	2,472-2,983	139,236	140,760
Plant Ecologist	1	1	1	2,360-2,845	34,140	34,140
Staff Wildlife Pathologist	1	1	1	2,251-2,717	32,604	32,604
Assoc Wildlife Pathologist	2	2	2	2,051-2,472	58,096	59,328
Assoc Wildlife Biologist	2	2	2	2,051-2,472	59,328	59,328
Lab Techn II	1	1	1	1,786-2,150	25,800	25,800
Wildlife Biologist	1	1	1	1,407-2,051	22,780	23,876
Secty	1	1	1	1,236-1,512	17,448	17,448
Steno	1.6	1.5	1.5	1,029-1,339	22,035	22,577
Temporary Help	-	1.5	1.5	-	15,263	15,263
Totals	15.9	17	17	\$450,815	\$471,010	\$475,404
Wildlife Protection Branch-132:						
C.E.A. II	0.5	-	-	3,052-4,057	-	-
C.E.A. I	0.3	1	1	2,778-3,690	34,692	36,376
Patrol Insp	2	2	2	2,596-3,130	75,120	75,120
Patrol Capt	3	3	3	2,362-2,849	102,564	102,564
Fish & Game Warden	0.8	2	2	1,536-2,215	45,284	46,128
Fish & Game Warden Cadet	0.3	-	-	1,433-1,706	-	-
Sr Steno	1	1	1	1,236-1,512	17,448	17,448
Office Asst II-Typing	2.4	3	3	1,048-1,367	42,114	42,948
Temporary Help	-	0.5	0.5	-	4,830	4,830
Totals	10.3	12.5	12.5	\$273,058	\$322,052	\$325,414
Marine Resources Branch-133:						
C.E.A. I	1	1	1	2,778-3,690	39,197	41,119
Marine Resources Supvr	3	3	3	2,472-2,983	105,732	107,388
Assoc Marine Biologist	4	4	4	2,051-2,472	118,656	118,656
Secty	0.8	1	1	1,236-1,512	16,628	17,330
Steno	1.9	2	2	1,029-1,339	30,792	30,792
Temporary Help	1.1	5.7	5.7	(17,707)	57,549	57,549
Totals	11.8	16.7	16.7	\$311,982	\$368,554	\$372,834
Environmental Services Branch-134:						
C.E.A. I	1	1	1	2,778-3,690	44,280	44,280
Sr Water Quality Biologist	1	-	-	2,472-2,983	-	-
Envirntrl Services Supvr	3.2	5	5	2,472-2,983	183,012	183,012
Assoc Hyd Engr	1	1	1	2,360-2,845	34,140	34,140
Agric Chemist III-Supvr	1	1	1	2,303-2,778	33,336	33,336
Agric Chemist II	2	2	2	2,098-2,529	60,696	60,696
Assoc Water Quality Biologist	3	3	3	2,051-2,472	88,096	88,992
Assoc Wildlife Biologist	2	2	2	2,051-2,472	59,328	59,328
Assoc Fishery Biologist	2	2	2	2,051-2,472	56,676	57,984
Fishery Biologist	1	1	1	1,407-2,051	24,612	24,612
Water Quality Biologist	1	-	-	1,407-2,051	-	-
Lab Techn-Chemical Analysis	0.1	0.5	0.5	1,491-1,786	10,118	10,568
Secty	1	1	1	1,236-1,512	17,448	17,448
Fish & Wildlife Asst I	0.8	1	1	1,321-1,498	16,695	17,427
Office Asst II-Typing	1	1	1	1,048-1,367	14,568	14,568
Steno	2.7	3	3	1,029-1,339	46,004	46,188
Temporary Help	1.3	1.4	1.4	(13,246)	13,996	13,996
Totals	25.1	25.9	25.9	\$658,105	\$703,005	\$706,575
Planning Branch-135:						
C.E.A. I	1	1	1	2,778-3,690	43,928	44,280
Marine Resources Supvr	2	2	2	2,472-2,983	71,592	71,592
Wildlife Mgt Supvr	1	1	1	2,472-2,983	35,796	35,796
DP Mgr I	1	1	1	2,415-2,913	34,686	34,956
Statistical Methods Analyst III	2	2	2	2,303-2,778	64,904	66,418
Assoc DP Analyst	1.8	2	2	2,197-2,651	59,100	61,916
Assoc Programmer Analyst	2.3	3	3	2,197-2,651	90,486	92,044
Assoc Marine Biologist	3	3	3	2,051-2,472	88,992	88,992
Programmer II	1.7	2	2	1,827-2,197	49,200	50,484
Statistical Methods Analyst I	1	1	1	1,532-1,835	20,153	21,085
Office Services Supvr II-Gen	0.1	1	1	1,358-1,768	16,296	17,052
Tab Operations Supvr I	1	1	1	1,401-1,666	19,992	19,992
Office Techn-Gen	0.6	-	-	1,214-1,551	-	-
Sr Acct Clk	2.7	3	3	1,214-1,551	51,300	51,300
DP Techn	0.4	-	-	1,198-1,523	-	-
Computer Opr	1	1	1	1,198-1,523	16,404	17,124
Secty	1	1	1	1,236-1,512	17,448	17,448
Office Asst II-Typing	4.3	3	3	1,048-1,367	43,704	43,704
Acct Clk II	0.3	1	1	1,087-1,367	15,120	15,120
Office Asst II-Gen	1.8	1	1	1,048-1,309	14,568	14,568
Key Data Opr	4	4	4	976-1,309	61,922	62,489
Office Asst I-Typing	-	1	1	976-1,126	12,156	12,546
Office Asst I-Gen	-	0.5	0.5	944-1,087	5,895	6,078
Asst Clk	-	1	1	832-950	10,560	10,854
Temporary Help	0.3	0.3	0.3	(3,247)	3,083	3,083
Totals	34.3	36.8	36.8	\$765,109	\$847,255	\$858,921

3600 DEPARTMENT OF FISH AND GAME—Continued

1
2
3
4
5
6
7
8
9
10
11
12
13
14
15
16
17
18
19
20
21
22
23
24
25
26
27
28
29
30
31
32
33
34
35
36
37
38
39
40
41
42
43
44
45
46
47
48
49
50
51
52
53
54
55
56
57
58
59
60
61
62
63
64
65
66
67
68
69
70
71
72
73
74
75
76
77
78
79
80
81
82
83
84
85
86
87
88
89
90
91
92
93
94
95
96
97
98

ORGANIZATIONAL UNIT Classification	NUMBER OF POSITIONS			EXPENDITURES		
	Filled 1983-84	Authorized 1984-85	Proposed 1985-86	Actual 1983-84	Estimated 1984-85	Proposed 1985-86
Anadromous Fisheries Branch-137:				SALARY RANGE		
C.E.A. I	1	1	1	2,778-3,690	39,509	41,442
Fisheries Mgt Supvr	0.5	1	1	2,472-2,983	35,796	35,796
Sr Fishery Biologist	0.5	-	-	2,472-2,983	-	-
Marine Resources Supvr	1	1	1	2,472-2,983	34,140	35,796
Assoc Fishery Biologist	1.2	1	1	2,051-2,472	29,664	29,664
Fishery Biologist	2	2	2	1,407-2,051	49,132	49,224
Mate-Fisheries Vessel	1	1	1	1,786-1,959	23,508	23,508
Fish & Wildlife Asst II	1	1	1	1,371-1,630	19,560	19,560
Sr Steno	1	1	1	1,236-1,512	17,448	17,448
Steno	0.5	0.5	0.5	1,029-1,339	6,369	6,579
Temporary Help	2.7	4.3	4.3	(27,479)	43,239	43,239
Totals	12.4	13.8	13.8	\$277,230	\$298,365	\$302,256
Instream Flow Project-138:						
Environl Services Supvr	1	1	1	2,472-2,983	35,796	35,796
Assoc Fishery Biologist	1	1	1	2,051-2,472	29,664	29,664
Fishery Biologist	1	1	1	1,407-2,051	24,612	24,612
Fish & Wildlife Asst I	1	-	-	1,321-1,498	-	-
Totals	4	3	3	\$104,728	\$90,072	\$90,072
Engineering Section-140:						
Sr Civil Engr	1	1	1	2,717-3,279	36,231	37,989
Assoc Civil Engr	0.7	1	1	2,360-2,845	32,478	34,012
Civil Engrng Assoc	0.7	1	1	2,251-2,717	27,012	28,320
Civil Engrng Techn II	1	1	1	1,868-2,251	27,012	27,012
Temporary Help	0.2	-	-	(2,576)	-	-
Totals	3.6	4	4	\$108,708	\$122,733	\$127,333
Endangered Fisheries Program-141:						
Assoc Wildlife Biologist	2	2	2	2,051-2,472	59,328	59,328
Assoc Fishery Biologist	1	1	1	2,051-2,472	29,664	29,664
Fishery Biologist	1	1	1	1,407-2,051	24,612	24,612
Temporary Help	1.1	-	-	(11,143)	-	-
Totals	5.1	4	4	\$120,559	\$113,604	\$113,604
Native Plant Protection-145:						
Plant Ecologist	1	1	1	2,360-2,845	31,092	32,604
Wildlife Biologist	0.3	-	-	1,407-2,051	-	-
Office Asst II-Typing	0.2	0.5	0.5	1,048-1,367	7,284	7,284
Steno	0.5	0.5	0.5	1,029-1,339	7,698	7,698
Temporary Help	1.1	1.3	1.3	(11,319)	13,716	13,716
Totals	3.1	3.3	3.3	\$56,672	\$59,790	\$61,302
Natural Areas-147:						
Fisheries Mgt Supvr	0.5	1	1	2,472-2,983	35,796	35,796
Sr Fishery Biologist	0.5	-	-	2,472-2,983	-	-
Plant Ecologist	1	1	1	2,360-2,845	31,092	32,604
Assoc Fishery Biologist	1.6	2	2	2,051-2,472	56,171	57,439
Records Mgt Analyst I	0.2	-	-	1,827-2,197	-	-
Wildlife Biologist	0.4	1	1	1,407-2,051	23,784	24,612
Fishery Biologist	0.4	-	-	1,407-2,051	-	-
Mgt Services Techn	2	2	2	1,177-1,565	34,631	36,119
Steno	0.3	1	1	1,029-1,339	15,396	15,396
Totals	6.9	8	8	\$167,119	\$196,870	\$201,966
Sea Otter Research-148:						
Assoc Marine Biologist	1	1	1	2,051-2,472	29,664	29,664
Marine Biologist	1	1	1	1,407-2,051	24,612	24,612
Temporary Help	0.3	0.3	0.3	(3,047)	3,185	3,185
Totals	2.3	2.3	2.3	\$55,787	\$57,461	\$57,461
Air Services-150:						
Sr Warden-Pilot	1	1	1	2,669-3,222	38,664	38,664
Warden-Pilot	6	6	6	2,431-2,930	207,828	209,388
Temporary Help	0.7	-	-	(7,694)	-	-
Totals	7.7	7	7	\$240,103	\$246,492	\$248,052
Communication Services-160:						
Telecomm Systems Mgr I	1	1	1	2,415-2,913	34,956	34,956
Totals	1	1	1	\$33,966	\$34,956	\$34,956
Totals, Staff Operations	167.5	181.9	181.9	\$4,298,855	\$4,668,525	\$4,719,148
Salmon Projects						
Salmon Stamp Project-170:						
Temporary Help	2.7	4	4	(27,609)	40,654	40,654
Totals	2.7	4	4	\$27,609	\$40,654	\$40,654
Salmon Habitat Restoration-173:						
Fish Habitat Supvr II	1	1	1	2,051-2,472	27,775	29,104
Assoc Fishery Biologist	1	1	1	2,051-2,472	29,664	29,664
Totals	2	2	2	\$54,594	\$57,439	\$58,768

3600 DEPARTMENT OF FISH AND GAME—Continued

1
2
3
4
5
6
7
8
9
10
11
12
13
14
15
16
17
18
19
20
21
22
23
24
25
26
27
28
29
30
31
32
33
34
35
36
37
38
39
40
41
42
43
44
45
46
47
48
49
50
51
52
53
54
55
56
57
58
59
60
61
62
63
64
65
66
67
68
69
70
71
72
73
74
75
76
77
78
79
80
81
82
83
84
85
86
87
88
89
90
91
92
93
94
95
96
97
98

ORGANIZATIONAL UNIT Classification	NUMBER OF POSITIONS			EXPENDITURES		
	Filled 1983-84	Authorized 1984-85	Proposed 1985-86	Actual 1983-84	Estimated 1984-85	Proposed 1985-86
Commercial Permits-Salmon-174:						
Bd Members (7) per diem.....	0.3	-	-	100/day	10,000	10,000
Fisheries Mgt Supvr	0.2	-	-	2,472-2,983	-	-
Sr Fishery Biologist.....	0.5	-	-	2,472-2,983	-	-
Assoc Govtl Prog Analyst	-	1	1	2,197-2,651	26,364	27,636
Office Asst II-Typing	0.8	1	1	1,048-1,367	13,698	14,172
Temporary Help	-	1.4	1.4	-	14,318	14,318
Totals	1.8	3.4	3.4	\$45,439	\$64,380	\$66,126
Salmon-Steelhead Projects-175:						
Fish Habitat Supvr I	1	1	1	1,706-2,051	24,060	24,612
Totals	1	1	1	\$22,326	\$24,060	\$24,612
Commercial Salmon Trollers-177:						
Fish Culturist ³	1.2	2	2	1,371-1,630	36,012	36,756
Fish & Wildlife Asst I ³	0.6	3	3	1,321-1,498	50,340	51,732
Temporary Help	-	1	1	-	10,618	10,618
Overtime	-	-	-	(200)	-	-
Totals	1.8	6	6	\$34,648	\$96,970	\$99,106
Special Rivers Fishery Invest-178:						
Envirntl Services Supvr	1	1	1	2,472-2,983	35,796	35,796
Totals	1	1	1	\$34,782	\$35,796	\$35,796
Totals, Salmon Projects	10.3	17.4	17.4	\$219,398	\$319,299	\$325,062
Regional Operations						
Administration-Region 1:						
C.E.A. I	1	1	1	2,778-3,690	44,280	44,280
Info Off I	1	1	1	2,197-2,651	31,812	31,812
Regional Adm Off II	1	1	1	2,197-2,651	31,812	31,812
Bus Service Asst	1	1	1	1,523-1,827	21,924	21,924
Personnel Asst I	1	1	1	1,126-1,551	18,612	18,612
Office Techn-Typing	1	1	1	1,214-1,551	17,100	17,100
Secty	1	1	1	1,236-1,512	17,448	17,448
Dispatcher-Clk	1	1	1	1,214-1,425	17,100	17,100
Office Asst II-Typing	3.9	4	4	1,048-1,367	58,096	58,272
Acct Clk II	1	1	1	1,087-1,367	15,120	15,120
Steno.....	2	2	2	1,029-1,339	30,792	30,792
Janitor	1	1	1	1,038-1,294	14,792	14,792
Temporary Help	1.2	1.8	1.8	(12,603)	18,529	18,529
Totals	17.1	17.8	17.8	\$321,060	\$337,417	\$337,593
Administration-Region 2:						
C.E.A. I	1	1	1	2,778-3,690	44,280	44,280
Regional Adm Off II	1	1	1	2,197-2,651	31,812	31,812
Bus Service Asst	1	1	1	1,523-1,827	21,924	21,924
Personnel Asst I	1	1	1	1,126-1,551	17,832	18,612
Secty	1	1	1	1,236-1,512	17,448	17,448
Dispatcher-Clk	1	1	1	1,214-1,425	17,100	17,100
Office Asst II-Typing	1.5	1.5	1.5	1,048-1,367	21,852	21,852
Acct Clk II	1	1	1	1,087-1,367	15,120	15,120
Steno	2.5	3	3	1,029-1,339	46,188	46,188
Temporary Help	-	-	-	-	556	556
Totals	11	11.5	11.5	\$217,887	\$234,112	\$234,892
Administration-Region 3:						
C.E.A. I	1	1	1	2,778-3,690	44,280	44,280
Info Off I	1	1	1	2,197-2,651	31,812	31,812
Regional Adm Off II	1	1	1	2,197-2,651	31,812	31,812
Bus Service Asst	0.7	1	1	1,523-1,827	18,276	19,092
Personnel Asst I	1	1	1	1,126-1,551	18,612	18,612
Secty	0.9	1	1	1,236-1,512	16,684	17,389
Dispatcher-Clk	1	1	1	1,214-1,425	17,100	17,100
Office Asst II-Typing	4.5	5.5	5.5	1,048-1,367	78,578	79,482
Acct Clk II	1	1	1	1,087-1,367	15,120	15,120
Steno	1.8	1	1	1,029-1,339	15,396	15,396
Temporary Help	0.1	0.4	0.4	(1,219)	3,998	3,998
Totals	14	14.9	14.9	\$272,615	\$291,668	\$294,093
Administration-Region 4:						
C.E.A. I	1	1	1	2,778-3,690	44,280	44,280
Regional Adm Off II	0.6	1	1	2,197-2,651	26,788	28,084
Sr Acct Clk	1	1	1	1,214-1,551	17,100	17,100
Personnel Asst I	1	1	1	1,126-1,551	18,612	18,612
Secty	1	1	1	1,236-1,512	17,448	17,448
Dispatcher-Clk	1	1	1	1,214-1,425	17,100	17,100
Acct Clk II	0.9	1	1	1,087-1,367	15,028	15,120
Office Asst II-Typing	-	1	1	1,048-1,367	12,576	13,044
Steno	1.7	2	2	1,029-1,339	29,733	30,275
Totals	8.2	10	10	\$165,111	\$198,665	\$201,063
Administration-Region 5:						
C.E.A. I	1	1	1	2,778-3,690	44,280	44,280
Fish & Wildlife Resources Off	1	1	1	2,415-2,913	34,956	34,956
Regional Adm Off III	1	1	1	2,415-2,913	34,956	34,956

3600 DEPARTMENT OF FISH AND GAME—Continued

ORGANIZATIONAL UNIT Classification	NUMBER OF POSITIONS			EXPENDITURES		
	Filled 1983-84	Authorized 1984-85	Proposed 1985-86	Actual 1983-84	Estimated 1984-85	Proposed 1985-86
				SALARY RANGE		
Info Off I	1	1	1	2,197-2,651	28,756	30,120
Bus Service Asst	0.3	-	-	1,523-1,827	-	-
Mgt Services Techn	-	1	1	1,177-1,565	17,832	18,612
Office Techn-Typing	1	1	1	1,214-1,551	17,100	17,100
Personnel Asst I	1	1	1	1,126-1,551	17,832	18,612
Secty	1	1	1	1,236-1,512	17,448	17,448
Dispatcher-Clk	0.8	1	1	1,214-1,425	17,100	17,100
Office Asst II-Typing	3	3	3	1,048-1,367	43,704	43,704
Steno	4.9	5	5	1,029-1,339	74,748	74,748
Office Asst II-Gen	1	1	1	1,048-1,309	14,568	14,568
Word Processing Techn	1	1	1	1,048-1,309	15,708	15,708
Temporary Help	0.5	0.7	0.7	(4,854)	6,893	6,893
Totals	18.5	19.7	19.7	\$352,108	\$385,881	\$388,805
Administration-Marine Resources Region:						
C.E.A. I	1	1	1	2,778-3,690	43,752	44,280
Regional Adm Off I	0.8	1	1	1,523-2,197	23,754	24,888
Bus Service Asst	0.3	1	1	1,523-1,827	20,005	20,954
Personnel Asst II	1	1	1	1,481-1,768	21,216	21,216
Mgt Services Techn	0.6	-	-	1,177-1,565	-	-
Personnel Asst I	1	1	1	1,126-1,551	17,344	18,092
Office Techn-Typing	1	2	2	1,214-1,551	31,668	32,220
Sr Act Clk	1	1	1	1,214-1,551	17,100	17,100
Secty	1	1	1	1,236-1,512	17,448	17,448
Dispatcher-Clk	2.5	3	3	1,214-1,425	49,632	51,476
Office Asst II-Typing	3.4	4.5	4.5	1,048-1,367	62,323	63,281
Service Asst-Maint	0.8	1	1	1,239-1,342	15,672	16,104
Janitor	1.1	1	1	1,038-1,294	14,376	14,376
Totals	15.5	18.5	18.5	\$275,368	\$334,290	\$341,435
Inland Fisheries-Region 1:						
Fisheries Mgt Supvr	1	1	1	2,472-2,983	35,796	35,796
Supvr-Regional Fish Hatcheries	1	1	1	2,251-2,717	32,604	32,604
Fish Habitat Supvr II	1	1	1	2,051-2,472	27,993	29,328
Fish Hatchery Mgr II	2	2	2	2,051-2,472	59,328	59,328
Assoc Fishery Biologist	2	2	2	2,051-2,472	59,328	59,328
Fish Habitat Supvr I	2	2	2	1,706-2,051	47,022	48,672
Fish Hatchery Mgr I	3	3	3	1,706-2,051	73,836	73,836
Fishery Biologist	7	7	7	1,407-2,051	172,284	172,284
Fish Habitat Asst	2	2	2	1,491-1,786	42,864	42,864
Fish Culturist	7	7	7	1,371-1,630	136,920	136,920
Fish & Wildlife Asst II	4.7	5	5	1,371-1,630	97,462	97,800
Fish & Wildlife Asst I	11	11	11	1,321-1,498	195,942	196,638
Office Asst II-Typing	0.1	-	-	1,048-1,367	-	-
Office Asst I-Typing	-	1	1	976-1,126	12,156	12,546
Temporary Help	13.5	15.9	15.9	(138,511)	161,635	161,635
Totals	57.3	60.9	60.9	\$1,082,534	\$1,155,170	\$1,159,579
Mad River Hatchery-915:						
Fish Hatchery Mgr II	1	1	1	2,051-2,472	27,230	28,544
Fish Hatchery Mgr I	1	1	1	1,706-2,051	24,612	24,612
Fish Culturist	1.9	2	2	1,371-1,630	39,120	39,120
Fish & Wildlife Asst I	2.9	3	3	1,321-1,498	52,134	52,830
Office Asst II-Typing	0.5	0.5	0.5	1,048-1,367	7,284	7,284
Temporary Help	0.7	0.9	0.9	(6,773)	9,145	9,145
Totals	8	8.4	8.4	\$148,849	\$159,525	\$161,535
Inland Fisheries-Region 2:						
Fisheries Mgt Supvr	1	1	1	2,472-2,983	35,796	35,796
Supvr-Regional Fish Hatcheries	1	1	1	2,251-2,717	32,604	32,604
Fish Hatchery Mgr II	1	1	1	2,051-2,472	29,664	29,664
Fish Habitat Supvr II	1	1	1	2,051-2,472	29,664	29,664
Assoc Fishery Biologist	2	2	2	2,051-2,472	59,328	59,328
Fish Habitat Supvr I	1	1	1	1,706-2,051	24,612	24,612
Fish Hatchery Mgr I	0.8	1	1	1,706-2,051	24,612	24,612
Fishery Biologist	6	6	6	1,407-2,051	145,476	146,568
Fish Habitat Asst	1	1	1	1,491-1,786	21,432	21,432
Fish Culturist	2.4	2.4	2.4	1,371-1,630	45,701	45,998
Fish & Wildlife Asst II	2	2	2	1,371-1,630	39,120	39,120
Fish & Wildlife Asst I	3.1	3	3	1,321-1,498	52,135	52,829
Temporary Help	3.9	6	6	(40,570)	60,490	60,490
Totals	26.2	28.4	28.4	\$562,741	\$600,634	\$602,717
Inland Fisheries-Region 3:						
Fisheries Mgt Supvr	1	1	1	2,472-2,983	35,382	35,796
Assoc Fishery Biologist	3	3	3	2,051-2,472	88,992	88,992
Fish Hatchery Mgr I	0.7	1	1	1,706-2,051	20,952	21,924
Fishery Biologist	5.5	6	6	1,407-2,051	145,931	147,028
Fish Culturist	2.1	3	3	1,371-1,630	55,572	56,316
Fish & Wildlife Asst I	0.8	1	1	1,321-1,498	17,976	17,976
Temporary Help	2.4	5.8	5.8	(24,524)	59,421	59,421
Totals	15.5	20.8	20.8	\$337,732	\$424,226	\$427,453

3600 DEPARTMENT OF FISH AND GAME—Continued

ORGANIZATIONAL UNIT Classification	NUMBER OF POSITIONS			EXPENDITURES		
	Filled 1983-84	Authorized 1984-85	Proposed 1985-86	Actual 1983-84	Estimated 1984-85	Proposed 1985-86
				SALARY RANGE		
Inland Fisheries-Region 4:						
Fisheries Mgt Supvr	1	1	1	2,472-2,983	35,796	35,796
Supvr-Regional Fish Hatcheries	1	1	1	2,251-2,717	32,604	32,604
Fish Hatchery Mgr II	2	2	2	2,051-2,472	59,216	59,328
Assoc Fishery Biologist	2	2	2	2,051-2,472	57,330	58,656
Fish Hatchery Mgr I	2	2	2	1,706-2,051	49,224	49,224
Fishery Biologist	5.8	6	6	1,407-2,051	147,672	147,672
Fish Culturist	6.9	7	7	1,371-1,630	136,400	136,920
Fish & Wildlife Asst I	8.6	9	9	1,321-1,498	159,990	160,686
Temporary Help	9.6	10.1	10.1	(98,190)	102,833	102,833
Totals	38.9	40.1	40.1	\$742,468	\$781,065	\$783,719
White Bass Program-344:						
Temporary Help	2.1	-	-	(21,817)	-	-
Overtime	-	-	-	(1,303)	-	-
Totals	2.1	-	-	\$23,120	-	-
Inland Fisheries-Region 5:						
Fisheries Mgt Supvr	1	1	1	2,472-2,983	35,796	35,796
Supvr-Regional Fish Hatcheries	2	2	2	2,251-2,717	65,208	65,208
Fish Hatchery Mgr II	5.9	6	6	2,051-2,472	177,984	177,984
Assoc Fishery Biologist	3	3	3	2,051-2,472	87,539	88,880
Fish Hatchery Mgr I	5	5	5	1,706-2,051	121,228	122,324
Fishery Biologist	8	8	8	1,407-2,051	194,044	195,064
Fish Culturist	11.7	12	12	1,371-1,630	234,395	234,720
Fish & Wildlife Asst I	19	20	20	1,321-1,498	351,686	355,860
Office Asst II-Typing	1.5	1.5	1.5	1,048-1,367	21,852	21,852
Service Asst-Maint	1	1	1	1,239-1,342	16,104	16,104
Office Asst I-Typing	-	0.5	0.5	976-1,126	6,078	6,273
Temporary Help	13.1	12.1	12.1	(134,533)	122,747	122,747
Totals	71.2	72.1	72.1	\$1,372,884	\$1,434,661	\$1,442,812
Environmental Services-Region 1:						
Envirntrl Services Supvr	1	1	1	2,472-2,983	35,796	35,796
Assoc Fishery Biologist	1	1	1	2,051-2,472	29,664	29,664
Assoc Wildlife Biologist	1	1	1	2,051-2,472	29,664	29,664
Assoc Water Quality Biologist	1	1	1	2,051-2,472	29,664	29,664
Temporary Help	0.7	0.8	0.8	(6,859)	8,277	8,277
Totals	4.7	4.8	4.8	\$128,113	\$133,065	\$133,065
Environmental Services-Region 2:						
Envirntrl Services Supvr	1	1	1	2,472-2,983	35,796	35,796
Assoc Fishery Biologist	1	1	1	2,051-2,472	29,664	29,664
Assoc Water Quality Biologist	1	1	1	2,051-2,472	29,664	29,664
Assoc Wildlife Biologist	1	1	1	2,051-2,472	29,664	29,664
Water Quality Biologist	1	-	-	1,407-2,051	-	-
Temporary Help	0.3	0.7	0.7	(3,533)	7,007	7,007
Totals	5.3	4.7	4.7	\$144,692	\$131,795	\$131,795
Environmental Services-Region 3:						
Envirntrl Services Supvr	1	1	1	2,472-2,983	35,796	35,796
Assoc Water Quality Biologist	1	1	1	2,051-2,472	29,664	29,664
Assoc Fishery Biologist	1	1	1	2,051-2,472	28,880	29,664
Assoc Wildlife Biologist	1	1	1	2,051-2,472	29,664	29,664
Lab Asst	1	1	1	1,055-1,321	15,825	15,852
Totals	5	5	5	\$133,845	\$139,829	\$140,640
Environmental Services-Region 4:						
Envirntrl Services Supvr	1	1	1	2,472-2,983	35,796	35,796
Assoc Fishery Biologist	1	1	1	2,051-2,472	29,664	29,664
Assoc Wildlife Biologist	1	1	1	2,051-2,472	29,664	29,664
Assoc Water Quality Biologist	1	1	1	2,051-2,472	29,664	29,664
Temporary Help	0.2	0.9	0.9	(2,288)	9,320	9,320
Totals	4.2	4.9	4.9	\$123,542	\$134,108	\$134,108
Environmental Services-Region 5:						
Envirntrl Services Supvr	1	1	1	2,472-2,983	35,796	35,796
Assoc Fishery Biologist	1	1	1	2,051-2,472	29,664	29,664
Assoc Wildlife Biologist	2	2	2	2,051-2,472	59,328	59,328
Assoc Water Quality Biologist	1	1	1	2,051-2,472	29,664	29,664
Water Quality Biologist	0.2	-	-	1,407-2,051	-	-
Totals	5.2	5	5	\$153,774	\$154,452	\$154,452
Environmental Services-Marine Resources Region:						
Envirntrl Services Supvr	1	1	1	2,472-2,983	35,796	35,796
Assoc Water Quality Biologist	2	2	2	2,051-2,472	59,328	59,328
Assoc Marine Biologist	2	2	2	2,051-2,472	59,328	59,328
Temporary Help	0.1	0.4	0.4	(814)	3,827	3,827
Totals	5.1	5.4	5.4	\$150,144	\$158,279	\$158,279
Wildlife Management-Region 1:						
Wildlife Mgt Supvr	1	1	1	2,472-2,983	35,796	35,796
Assoc Wildlife Biologist	2	2	2	2,051-2,472	59,328	59,328
Wildlife Biologist	8	8	8	1,407-2,051	196,896	196,896
Tractor Opr-Laborer	1	1	1	1,673-2,011	22,020	22,020

3600 DEPARTMENT OF FISH AND GAME—Continued

1
2
3
4
5
6
7
8
9
10
11
12
13
14
15
16
17
18
19
20
21
22
23
24
25
26
27
28
29
30
31
32
33
34
35
36
37
38
39
40
41
42
43
44
45
46
47
48
49
50
51
52
53
54
55
56
57
58
59
60
61
62
63
64
65
66
67
68
69
70
71
72
73
74
75
76
77
78
79
80
81
82
83
84
85
86
87
88
89
90
91
92
93
94
95
96
97
98

ORGANIZATIONAL UNIT Classification	NUMBER OF POSITIONS			EXPENDITURES		
	Filled 1983-84	Authorized 1984-85	Proposed 1985-86	Actual 1983-84	Estimated 1984-85	Proposed 1985-86
				SALARY RANGE		
Wildlife Habitat Asst	1	1	1	1,491-1,786	21,432	21,432
Temporary Help	0.6	0.1	0.1	(6,423)	768	768
Totals	13.6	13.1	13.1	\$331,101	\$336,240	\$336,240
Wildlife Management-Region 2:						
Wildlife Mgt Supvr	1	1	1	2,472-2,983	35,796	35,796
Assoc Wildlife Biologist	2	2	2	2,051-2,472	59,328	59,328
Wildlife Biologist	9.9	10	10	1,407-2,051	245,568	246,120
Fish & Wildlife Asst II	1	1	1	1,371-1,630	19,560	19,560
Fish & Wildlife Asst I	2	2	2	1,321-1,498	35,952	35,952
Temporary Help	3.8	6.1	6.1	(39,243)	61,856	61,856
Totals	19.7	22.1	22.1	\$420,253	\$458,060	\$458,612
Wildlife Management-Region 3:						
Wildlife Mgt Supvr	1	1	1	2,472-2,983	34,140	35,796
Assoc Wildlife Biologist	3.5	3	3	2,051-2,472	88,992	88,992
Wildlife Habitat Supvr II	0.5	1	1	2,051-2,472	29,664	29,664
Wildlife Biologist	7.8	7	7	1,407-2,051	169,024	170,006
Fish & Wildlife Asst I	1.7	2	2	1,321-1,498	35,769	35,952
Temporary Help	0.6	0.5	0.5	(5,668)	5,106	5,106
Totals	15.1	14.5	14.5	\$361,799	\$362,695	\$365,516
Wildlife Management-Region 4:						
Wildlife Mgt Supvr	1	1	1	2,472-2,983	35,796	35,796
Assoc Wildlife Biologist	3	3	3	2,051-2,472	88,992	88,992
Wildlife Biologist	9	9	9	1,407-2,051	221,508	221,508
Wildlife Habitat Supvr I	2	2	2	1,706-2,051	49,224	49,224
Fish & Wildlife Asst II	2	2	2	1,371-1,630	39,120	39,120
Fish & Wildlife Asst I	0.8	-	-	1,321-1,498	-	-
Service Asst-Maint	1	1	1	1,239-1,342	16,104	16,104
Temporary Help	1.7	2.1	2.1	(17,467)	21,595	21,595
Totals	20.5	20.1	20.1	\$467,563	\$472,339	\$472,339
Wildlife Management-Region 5:						
Wildlife Mgt Supvr	1	1	1	2,472-2,983	35,796	35,796
Assoc Wildlife Biologist	5	5	5	2,051-2,472	148,320	148,320
Wildlife Biologist	11.1	12	12	1,407-2,051	286,152	290,406
Wildlife Habitat Asst	1	1	1	1,491-1,786	21,432	21,432
Temporary Help	0.1	0.1	0.1	(1,051)	1,272	1,272
Totals	18.2	19.1	19.1	\$456,217	\$492,972	\$497,226
Wildlife Protection-Region 1:						
Patrol Insp	1	1	1	2,596-3,130	37,560	37,560
Patrol Capt	3	3	3	2,362-2,849	102,564	102,564
Patrol Lieut	8	8	8	2,055-2,475	237,600	237,600
Fish & Game Warden	31.5	33	33	1,536-2,215	864,504	869,808
Temporary Help	-	-	-	-	481	481
Totals	43.5	45	45	\$1,139,752	\$1,242,709	\$1,248,013
Wildlife Protection-Region 2:						
Patrol Insp	1	1	1	2,596-3,130	37,560	37,560
Patrol Capt	3	3	3	2,362-2,849	102,564	102,564
Patrol Lieut	10.7	11	11	2,055-2,475	325,344	326,700
Fish & Game Warden	42.7	44	44	1,536-2,215	1,141,795	1,151,402
Temporary Help	0.7	0.9	0.9	(6,899)	9,575	9,575
Totals	58.1	59.9	59.9	\$1,494,238	\$1,616,838	\$1,627,801
Wildlife Protection-Region 3:						
Patrol Insp	1	1	1	2,596-3,130	37,560	37,560
Patrol Capt	2.7	3	3	2,362-2,849	96,458	98,076
Patrol Lieut	11.9	12	12	2,055-2,475	356,400	356,400
Lieut	1	1	1	2,055-2,475	29,700	29,700
Fish & Game Warden	40.4	45	45	1,536-2,215	1,130,282	1,144,286
Fish & Game Warden Cadet	0.6	-	-	1,433-1,706	-	-
Temporary Help	-	0.2	0.2	(200)	2,902	2,902
Totals	57.6	62.2	62.2	\$1,466,492	\$1,653,302	\$1,668,924
Wildlife Protection-Region 4:						
Patrol Insp	1	1	1	2,596-3,130	37,560	37,560
Patrol Capt	2.8	3	3	2,362-2,849	102,433	102,564
Patrol Lieut	9.2	9	9	2,055-2,475	262,260	263,436
Fish & Game Warden	29.4	32	32	1,536-2,215	818,465	827,838
Fish & Game Warden Cadet	0.3	-	-	1,433-1,706	-	-
Totals	42.7	45	45	\$1,106,141	\$1,220,718	\$1,231,398
Wildlife Protection-Region 5:						
Patrol Insp	1	1	1	2,596-3,130	37,560	37,560
Patrol Capt	5.7	5	5	2,362-2,849	167,420	168,880
Patrol Lieut	11.8	12	12	2,055-2,475	345,800	350,502
Fish & Game Warden	39.7	48	48	1,536-2,215	1,168,536	1,189,364
Fish & Game Warden Cadet	1.1	-	-	1,433-1,706	-	-
Temporary Help	-	0.2	0.2	-	2,123	2,123
Totals	59.3	66.2	66.2	\$1,512,701	\$1,721,439	\$1,748,429

3600 DEPARTMENT OF FISH AND GAME—Continued

ORGANIZATIONAL UNIT Classification	NUMBER OF POSITIONS			EXPENDITURES		
	Filled 1983-84	Authorized 1984-85	Proposed 1985-86	Actual 1983-84	Estimated 1984-85	Proposed 1985-86
Wildlife Protection-Marine Resources Region:				SALARY RANGE		
Patrol Insp	1	1	1	2,596-3,130	37,560	37,560
Capt	2	2	2	2,362-2,849	67,852	68,376
Patrol Capt	4	4	4	2,362-2,849	135,180	136,752
Patrol Lieut	8.3	9	9	2,055-2,475	264,932	267,187
Lieut	4.3	5	5	2,055-2,475	146,466	148,500
Chief Engr-Fisheries Vessel	-	1	1	2,098-2,303	27,636	27,636
Fish & Game Warden	33.8	42	42	1,536-2,215	982,522	1,006,866
Motor Vessel Engr	1.9	1	1	1,630-1,786	21,432	21,432
Fish & Game Warden Cadet	0.9	-	-	1,433-1,706	-	-
Deckhand-Fish & Game Boat	2	2	2	1,433-1,557	37,368	37,368
Office Techn-Typing	1	1	1	1,214-1,551	17,100	17,100
Temporary Help	7.9	3.2	3.2	(81,675)	35,570	35,570
Totals	67.1	71.2	71.2	\$1,528,090	\$1,773,618	\$1,804,347
Ocean Management-467:						
Marine Resources Supvr	2	2	2	2,472-2,983	71,592	71,592
Assoc Marine Biologist	11.6	12	12	2,051-2,472	352,811	354,079
Marine Biologist	6.9	8	8	1,407-2,051	176,164	180,503
Office Techn-Typing	2	2	2	1,214-1,551	34,200	34,200
Office Asst II-Typing	0.9	1.5	1.5	1,048-1,367	21,324	21,324
Office Asst I-Typing	-	1	1	976-1,126	12,156	12,546
Temporary Help	2.1	5.1	5.1	(21,608)	51,884	51,884
Totals	25.5	31.6	31.6	\$620,756	\$720,131	\$726,128
Library-470:						
Sr Librarian	1	1	1	1,959-2,360	28,320	28,320
Librarian	1	1	1	1,786-2,150	23,784	24,909
Library Tech Asst I	1	1	1	1,214-1,551	17,100	17,100
Office Asst II-Typing	1	1	1	1,048-1,367	14,568	14,568
Totals	4	4	4	\$80,116	\$83,772	\$84,897
Research Vessels-480:						
Chief Engr Fisheries Vessel	1	-	-	2,098-2,303	-	-
Mate-Fisheries Vessel	1	1	1	1,786-1,959	23,508	23,508
Deckhand-Fish & Game Boat	1.1	1	1	1,433-1,557	18,684	18,684
Temporary Help	0.6	-	-	(6,148)	-	-
Totals	3.7	2	2	\$76,387	\$42,192	\$42,192
Totals, Regional Operations	781.6	828.9	828.9	\$17,770,193	\$19,385,867	\$19,540,097
Special Projects						
Training-699:						
Trng Off II	1	1	1	2,415-2,913	34,956	34,956
Office Techn-Typing	1	1	1	1,214-1,551	16,462	17,100
Totals	2	2	2	\$49,288	\$51,418	\$52,056
Bighorn Sheep-787:						
Temporary Help	-	1	1	-	10,000	10,000
Totals	-	1	1	-	\$10,000	\$10,000
Striped Bass Program-788:						
Fisheries Mgt Supvr	0.5	1	1	2,472-2,983	35,796	35,796
Sr Fishery Biologist	0.5	-	-	2,472-2,983	-	-
Assoc Fishery Biologist	0.8	1	1	2,051-2,472	29,664	29,664
Fishery Biologist ¹	1.4	2	2	1,407-2,051	45,708	23,715
Water Quality Biologist ¹	0.8	1	1	1,407-2,051	24,612	12,409
Lab Techn-Chemical Analysis ¹	1	1	1	1,491-1,786	18,684	9,862
Fish & Wildlife Asst I ¹	0.9	2	2	1,321-1,498	34,433	17,696
Steno	0.3	0.5	0.5	1,029-1,339	6,941	7,191
Temporary Help	3.8	7.2	7.2	(39,164)	72,891	13,891
Overtime	-	-	-	(17,843)	54,712	54,712
Totals	10	15.7	15.7	\$199,595	\$323,441	\$204,936
Swordfish-Shark Study-796:						
Marine Biologist	1	1	1	1,407-2,051	23,144	24,244
Temporary Help	2.9	11	11	(30,058)	111,912	111,912
Totals	3.9	12	12	\$51,530	\$135,056	\$136,156
Pacific Herring Research-797:						
Assoc Marine Biologist	1	2	2	2,051-2,472	55,128	56,676
Marine Biologist	2	1	1	1,407-2,051	22,871	23,968
Temporary Help	0.8	1.7	1.7	(8,196)	16,988	16,988
Totals	3.8	4.7	4.7	\$80,558	\$94,987	\$97,632
Central Valley Hatchery-799:						
Fish Hatchery Mgr II	1	1	1	2,051-2,472	29,664	29,664
Fish Culturist ²	1.6	2	2	1,371-1,630	38,795	29,422
Fish & Wildlife Asst I ²	2.5	3	3	1,321-1,498	53,257	44,466
Temporary Help	1.6	0.6	0.6	(16,782)	6,158	6,158
Totals	6.7	6.6	6.6	\$117,686	\$127,874	\$109,710
Totals, Special Projects	26.4	42	42	\$498,657	\$742,776	\$610,490

3600 DEPARTMENT OF FISH AND GAME—Continued

1
2
3
4
5
6
7
8
9
10
11
12
13
14
15
16
17
18
19
20
21
22
23
24
25
26
27
28
29
30
31
32
33
34
35
36
37
38
39
40
41
42
43
44
45
46
47
48
49
50
51
52
53
54
55
56
57
58
59
60
61
62
63
64
65
66
67
68
69
70
71
72
73
74
75
76
77
78
79
80
81
82
83
84
85
86
87
88
89
90
91
92
93
94
95
96
97
98

ORGANIZATIONAL UNIT Classification	NUMBER OF POSITIONS			EXPENDITURES		
	Filled 1983-84	Authorized 1984-85	Proposed 1985-86	Actual 1983-84	Estimated 1984-85	Proposed 1985-86
Pittman-Robertson Federal Projects						
Gray Lodge Wildlife Area-513:						
Wildlife Habitat Supvr II	1	1	1	2,051-2,472	29,664	29,664
Wildlife Habitat Supvr I	0.1	1	1	1,706-2,051	24,612	24,612
Tractor Opr-Laborer	2	2	2	1,673-2,011	44,040	44,040
Fish & Wildlife Asst II	1	1	1	1,371-1,630	19,560	19,560
Fish & Wildlife Asst I	1	1	1	1,321-1,498	17,976	17,976
Office Asst II-Typing	1	1	1	1,048-1,367	14,568	14,568
Overtime	-	-	-	(27)	-	-
Temporary Help	1.8	3.4	3.4	(18,737)	34,737	34,737
Totals	7.9	10.4	10.4	\$141,544	\$185,157	\$185,157
Wildlife Habitat Development-526:						
Assoc Wildlife Biologist	1	1	1	2,051-2,472	29,664	29,664
Wildlife Habitat Supvr II	1	1	1	2,051-2,472	29,664	29,664
Wildlife Habitat Supvr I	2.9	3	3	1,706-2,051	73,836	73,836
Tractor Opr-Laborer	1.9	3	3	1,673-2,011	64,116	65,040
Wildlife Habitat Asst	2	2	2	1,491-1,786	42,864	42,864
Fish & Wildlife Asst II	1.1	1	1	1,371-1,630	19,560	19,560
Fish & Wildlife Asst I	1.6	2	2	1,321-1,498	35,952	35,952
Temporary Help	2.4	3	3	(25,048)	30,654	30,654
Totals	13.9	16	16	\$282,029	\$326,310	\$327,234
Wildlife Mgmt. Coordination-529:						
Wildlife Mgt Supvr	1	1	1	2,472-2,983	35,796	35,796
Steno.	1	1	1	1,029-1,339	13,736	14,216
Overtime	-	-	-	(3,195)	20,000	20,000
Totals	2	2	2	\$52,136	\$69,532	\$70,012
Waterfowl-Studies-530:						
Wildlife Mgt Supvr	0.7	1	1	2,472-2,983	35,796	35,796
Assoc Wildlife Biologist	2	2	2	2,051-2,472	59,328	59,328
Wildlife Biologist	1	1	1	1,407-2,051	24,612	24,612
Temporary Help	0.3	0.3	0.3	(3,110)	3,054	3,054
Totals	4	4.3	4.3	\$108,200	\$122,790	\$122,790
Imperial Wildlife Area-536:						
Wildlife Habitat Supvr II	1	1	1	2,051-2,472	29,664	29,664
Heavy Equmt Mechanic	1	1	1	1,827-2,197	24,024	24,024
Wildlife Habitat Supvr I	1	1	1	1,706-2,051	24,612	24,612
Tractor Opr-Laborer	4	4	4	1,673-2,011	88,080	88,080
Fish & Wildlife Asst I	2.5	3	3	1,321-1,498	51,689	53,013
Temporary Help	2.5	2.8	2.8	(26,170)	28,012	28,012
Totals	12	12.8	12.8	\$226,903	\$246,081	\$247,405
Honey Lake Wildlife Area-538:						
Wildlife Habitat Supvr II	1	1	1	2,051-2,472	29,664	29,664
Wildlife Habitat Supvr I	-	1	1	1,706-2,051	23,508	24,612
Tractor Opr-Laborer	1	1	1	1,673-2,011	22,020	22,020
Wildlife Habitat Asst	1	-	-	1,491-1,786	-	-
Fish & Wildlife Asst I	1	1	1	1,321-1,498	17,976	17,976
Temporary Help	1.8	2	2	(18,226)	20,089	20,089
Overtime	-	-	-	(81)	-	-
Totals	5.8	6	6	\$106,039	\$113,257	\$114,361
Los Banos Wildlife Area-540:						
Wildlife Habitat Supvr II	1	1	1	2,051-2,472	27,993	29,328
Wildlife Habitat Supvr I	1	1	1	1,706-2,051	24,612	24,612
Tractor Opr-Laborer	1	1	1	1,673-2,011	22,020	22,020
Fish & Wildlife Asst II	1.5	2	2	1,371-1,630	38,730	39,120
Office Asst II-Typing	1	1	1	1,048-1,367	14,568	14,568
Temporary Help	3.1	3.8	3.8	(31,534)	38,518	38,518
Totals	8.6	9.8	9.8	\$145,088	\$166,441	\$168,166
Grizzly Island Wildlife Area-543:						
Wildlife Habitat Supvr II	0.5	-	-	2,051-2,472	-	-
Wildlife Habitat Supvr I	1	1	1	1,706-2,051	24,612	24,612
Tractor Opr-Laborer	1.7	2	2	1,673-2,011	42,250	43,190
Fish & Wildlife Asst II	1	2	2	1,371-1,630	36,012	36,756
Temporary Help	3.5	3.9	3.9	(35,500)	39,513	39,513
Totals	7.7	8.9	8.9	\$126,254	\$142,387	\$144,071
Upland Game Investigations-547:						
Assoc Wildlife Biologist	3	3	3	2,051-2,472	88,992	88,992
Temporary Help	-	0.6	0.6	-	5,860	5,860
Totals	3	3.6	3.6	\$86,472	\$94,852	\$94,852
Mendota Wildlife Area-550:						
Wildlife Habitat Supvr II	1	1	1	2,051-2,472	29,440	29,664
Wildlife Biologist	1	1	1	1,407-2,051	24,612	24,612
Wildlife Habitat Supvr I	1	1	1	1,706-2,051	24,612	24,612
Tractor Opr-Laborer	2	2	2	1,673-2,011	44,040	44,040
Fish & Wildlife Asst II	1	1	1	1,371-1,630	19,560	19,560
Fish & Wildlife Asst I	1	1	1	1,321-1,498	17,976	17,976
Service Asst-Maint	0.5	1	1	1,239-1,342	16,086	16,104
Steno.	0.5	-	-	1,029-1,339	-	-
Temporary Help	2.2	2.3	2.3	(22,707)	23,539	23,539
Totals	10.2	10.3	10.3	\$190,329	\$199,865	\$200,107

3600 DEPARTMENT OF FISH AND GAME—Continued

ORGANIZATIONAL UNIT	NUMBER OF POSITIONS			EXPENDITURES		
	Classification	Filled 1983-84	Authorized 1984-85	Proposed 1985-86	Actual 1983-84	Estimated 1984-85
SALARY RANGE						
Big Game Investigations-551:						
Assoc Wildlife Biologist	3.9	4	4	2,051-2,472	108,552	110,928
Wildlife Biologist	3	3	3	1,407-2,051	73,836	73,836
Temporary Help	1.1	1	1	(10,992)	10,883	10,883
Totals	8	8	8	\$192,928	\$193,271	\$195,647
Wildlife Investigations Lab-552:						
Wildlife Mgt Supvr	0.3	-	-	2,472-2,983	-	-
Staff Wildlife Pathologist	2	2	2	2,251-2,717	65,208	65,208
Office Techn-Typing	1	1	1	1,214-1,551	17,100	17,100
Temporary Help	1	0.9	0.9	(9,856)	9,161	9,161
Totals	4.3	3.9	3.9	\$100,082	\$91,469	\$91,469
Nongame Wildlife Investigations-554:						
Wildlife Mgt Supvr	1	1	1	2,472-2,983	35,244	35,796
Assoc Wildlife Biologist	1	1	1	2,051-2,472	29,664	29,664
Wildlife Biologist	1	1	1	1,407-2,051	24,612	24,612
Steno	0.7	1	1	1,029-1,339	15,396	15,396
Temporary Help	1.3	3	3	(13,279)	30,139	30,139
Totals	5	7	7	\$111,299	\$135,055	\$135,607
Hunter Safety Program-558:						
Patrol Insp	1	1	1	2,596-3,130	37,560	37,560
Patrol Capt	3	3	3	2,362-2,849	102,564	102,564
Patrol Lieut	1	1	1	2,055-2,475	29,700	29,700
Office Asst II-Typing	1	1	1	1,048-1,367	14,568	14,568
Temporary Help	-	0.3	0.3	-	2,758	2,758
Totals	6	6.3	6.3	\$172,518	\$187,150	\$187,150
Oroville-Spenceville W-I Area-561:						
Wildlife Habitat Supvr II	1	1	1	2,051-2,472	29,664	29,664
Wildlife Habitat Supvr I	2	1	1	1,706-2,051	24,612	24,612
Tractor Opr-Laborer	2	2	2	1,673-2,011	44,040	44,040
Wildlife Habitat Asst	1	1	1	1,491-1,786	21,432	21,432
Temporary Help	1	-	-	(10,380)	-	-
Overtime	-	-	-	(57)	-	-
Totals	7	5	5	\$149,151	\$119,748	\$119,748
Butte Valley Wildlife Area-563:						
Wildlife Habitat Supvr II	0.8	1	1	2,051-2,472	29,664	29,664
Totals	0.8	1	1	\$23,880	\$29,664	\$29,664
Totals, Pittman-Robertson Federal Projects	106.2	115.3	115.3	\$2,214,852	\$2,423,029	\$2,433,440
Dingell-Johnson Federal Projects						
Stream And Lake Improvement-604:						
Fishery Biologist	5	5	5	1,407-2,051	120,290	121,319
Fish Habitat Supvr I	2	2	2	1,706-2,051	49,040	49,224
Fish & Wildlife Asst II	1	1	1	1,371-1,630	19,560	19,560
Temporary Help	1.7	5	5	(18,129)	51,155	51,155
Totals	9.7	13	13	\$199,452	\$240,045	\$241,258
Fish Management Coordination-606:						
Assoc Fishery Biologist	1	1	1	2,051-2,472	29,664	29,664
Steno	0.4	1	1	1,029-1,339	12,738	13,158
Overtime	-	-	-	-	6,000	6,000
Totals	1.4	2	2	\$34,044	\$48,402	\$48,822
Sturgeon And Striped Bass Study-609:						
Bay-Delta Fishery Project Mgr	0.4	0.4	0.4	2,983-3,602	14,318	15,014
Assoc Fishery Biologist	1	1	1	2,051-2,472	29,664	29,664
Fishery Biologist	2.5	3	3	1,407-2,051	72,368	73,468
Deckhand-Fish & Game Boat	1	1	1	1,433-1,557	18,684	18,684
Sr Lab Asst	1	1	1	1,222-1,437	17,244	17,244
Lab Asst	0.1	1	1	1,055-1,321	13,032	13,464
Temporary Help	2	4.1	4.1	(20,252)	41,475	41,475
Totals	8	11.5	11.5	\$160,220	\$206,785	\$209,013
Salmonid Stream Study-610:						
Fisheries Mgt Supvr	0.5	0.5	0.5	2,472-2,983	14,832	15,546
Assoc Fishery Biologist	1	1	1	2,051-2,472	29,664	29,664
Steno	0.5	0.5	0.5	1,029-1,339	6,369	6,579
Temporary Help	2.3	1.5	1.5	(24,161)	15,746	15,746
Totals	4.3	3.5	3.5	\$78,143	\$66,611	\$67,535
Reservoir Management-618:						
Fisheries Mgt Supvr	-	0.5	0.5	2,472-2,983	14,832	15,546
Sr Fishery Biologist	0.5	-	-	2,472-2,983	-	-
Assoc Fishery Biologist	1	1	1	2,051-2,472	29,664	29,664
Fishery Biologist	2	2	2	1,407-2,051	45,724	46,700
Steno	0.5	-	-	1,029-1,339	-	-
Temporary Help	1.9	2.7	2.7	(19,539)	27,561	27,561
Totals	5.9	6.2	6.2	\$115,851	\$117,781	\$119,471

3600 DEPARTMENT OF FISH AND GAME—Continued

ORGANIZATIONAL UNIT	NUMBER OF POSITIONS			EXPENDITURES		
	Classification	Filed 1983-84	Authorized 1984-85	Proposed 1985-86	Actual 1983-84	Estimated 1984-85
SALARY RANGE						
Cent Calif Marine Sport Fish-625:						
Assoc Marine Biologist	1	1	1	2,051-2,472	29,664	29,664
Marine Biologist	2	2	2	1,407-2,051	47,483	48,580
Office Asst II-Typing	0.4	-	-	1,048-1,367	-	-
Office Asst I-Typing	-	0.5	0.5	976-1,126	6,078	6,273
Temporary Help	0.7	0.6	0.6	(6,773)	5,746	5,746
Totals	4.1	4.1	4.1	\$86,612	\$88,971	\$90,263
Sportfish-Kelp Habitat Study-627:						
Assoc Marine Biologist	1	1	1	2,051-2,472	29,664	29,664
Marine Biologist	1.6	2	2	1,407-2,051	43,448	45,514
Temporary Help	0.3	0.6	0.6	(3,193)	6,154	6,154
Totals	2.9	3.6	3.6	\$63,175	\$79,266	\$81,332
So Calif Marine Sport Fish-632:						
Marine Resources Supvr	1	1	1	2,472-2,983	35,796	35,796
Assoc Marine Biologist	1	1	1	2,051-2,472	29,664	29,664
Marine Biologist	2.3	3	3	1,407-2,051	70,310	72,277
Temporary Help	0.3	2.2	2.2	(2,664)	22,808	22,808
Totals	4.6	7.2	7.2	\$117,584	\$158,578	\$160,545
Threatened Salmonids Projects-633:						
Fisheries Mgt Supvr	-	0.5	0.5	2,472-2,983	14,832	15,546
Assoc Fishery Biologist	1	1	1	2,051-2,472	29,664	29,664
Temporary Help	2.2	3.3	3.3	(22,319)	33,097	33,097
Totals	3.2	4.8	4.8	\$51,143	\$77,593	\$78,307
So Cal Sportfish Monitoring-635:						
Marine Biologist	2	2	2	1,407-2,051	47,028	48,120
Temporary Help	3.5	6.4	6.4	(36,604)	64,582	64,582
Totals	5.5	8.4	8.4	\$81,346	\$111,610	\$112,702
Central Valley Project-638:						
Assoc Marine Biologist	1	1	1	2,051-2,472	29,664	29,664
Fishery Biologist	2	2	2	1,407-2,051	49,224	49,224
Fish & Wildlife Asst II	1	1	1	1,371-1,630	19,560	19,560
Office Asst II-Typing	0.5	0.5	0.5	1,048-1,367	7,284	7,284
Temporary Help	5.1	4.2	4.2	(52,470)	42,764	42,764
Totals	9.6	8.7	8.7	\$155,211	\$148,496	\$148,496
Totals, Dingell-Johnson Federal Projects	59.2	73	73	\$1,142,781	\$1,344,138	\$1,357,744
Bartlett Federal Projects						
Shellfish Culture Investigation-743:						
Marine Resources Supvr	1	1	1	2,472-2,983	35,796	35,796
Assoc Marine Biologist	1	1	1	2,051-2,472	29,664	29,664
Fish & Wildlife Asst II	1	1	1	1,371-1,630	19,560	19,560
Office Asst II-Typing	0.5	0.5	0.5	1,048-1,367	7,284	7,284
Temporary Help	0.8	0.9	0.9	(8,656)	9,132	9,132
Totals	4.3	4.4	4.4	\$98,347	\$101,436	\$101,436
Fisheries Monitoring-744:						
Marine Biologist	2.3	3	3	1,407-2,051	62,351	65,275
Fish & Wildlife Asst I	0.9	1	1	1,321-1,498	16,182	16,878
Office Asst II-Typing	0.5	0.5	0.5	1,048-1,367	6,477	6,687
Temporary Help	0.9	0.4	0.4	(9,002)	4,219	4,219
Totals	4.6	4.9	4.9	\$78,126	\$89,229	\$93,059
Demersal Nearshore Invertebrate-745:						
Assoc Marine Biologist	1	1	1	2,051-2,472	29,664	29,664
Marine Biologist	2	2	2	1,407-2,051	48,764	49,224
Temporary Help	0.5	0.4	0.4	(4,994)	4,449	4,449
Totals	3.5	3.4	3.4	\$80,146	\$82,877	\$83,337
So Cal Commercial Fish Assesses-746:						
Marine Biologist	0.4	1	1	1,407-2,051	16,884	17,604
Temporary Help	0.8	-	-	(8,631)	-	-
Totals	1.2	1	1	\$18,102	\$16,884	\$17,604
Totals, Bartlett Federal Projects	13.6	13.7	13.7	\$274,721	\$290,426	\$295,436
Anadromous Fish Act Federal Projects						
Ocean Salmon Sampling-912:						
Programmer II	0.7	1	1	1,827-2,197	22,264	23,304
Marine Biologist	2	2	2	1,407-2,051	47,028	48,120
Temporary Help	3.8	5.5	5.5	(38,874)	55,633	55,633
Overtime	-	-	-	-	1,985	1,985
Totals	6.5	8.5	8.5	\$99,354	\$126,910	\$129,042
Fisheries Studies-Wild Rivers-917:						
Fishery Biologist	0.5	1	1	1,407-2,051	24,612	24,612
Marine Biologist	-	1	1	1,407-2,051	21,678	22,689
Temporary Help	3.6	-	-	(37,310)	400	400
Totals	4.1	2	2	\$47,580	\$46,690	\$47,701

3600 DEPARTMENT OF FISH AND GAME—Continued

ORGANIZATIONAL UNIT	NUMBER OF POSITIONS			EXPENDITURES		
	Classification	Filled 1983-84	Authorized 1984-85	Proposed 1985-86	Actual 1983-84	Estimated 1984-85
Klamath River Project-920:						
Assoc Marine Biologist	1	1	1	2,051-2,472	29,664	29,664
Fishery Biologist	1	1	1	1,407-2,051	24,612	24,612
Fish & Wildlife Asst I	1	1	1	1,321-1,498	17,976	17,976
Temporary Help	1.6	2.1	2.1	(16,830)	20,898	20,898
Totals	4.6	5.1	5.1	\$87,036	\$93,150	\$93,150
Trinity River Project-950:						
Fisheries Mgt Supvr	0.5	1	1	2,472-2,983	35,796	35,796
Sr Fishery Biologist	0.5	-	-	2,472-2,983	-	-
Assoc Fishery Biologist	1.7	2	2	2,051-2,472	59,328	59,328
Fishery Biologist	2.5	3	3	1,407-2,051	72,364	73,836
Fish & Wildlife Asst I	0.8	1	1	1,321-1,498	17,976	17,976
Office Asst II-Typing	1	1	1	1,048-1,367	14,568	14,568
Temporary Help	5.7	9.9	9.9	(58,418)	100,584	100,584
Totals	12.7	17.9	17.9	\$228,812	\$300,616	\$302,088
Klamath River Rearing Ponds-952:						
Fish Culturist	1	1	1	1,371-1,630	19,560	19,560
Temporary Help	4.8	4.1	4.1	(49,356)	41,675	41,675
Totals	5.8	5.1	5.1	\$68,364	\$61,235	\$61,235
Totals, Anadromous Fish Act Federal Projects	33.7	38.6	38.6	\$531,146	\$628,601	\$633,216
Reimbursed Projects						
Endangered Species-Fisheries-102:						
Temporary Help	0.3	2.7	2.7	(3,583)	27,298	27,298
Totals	0.3	2.7	2.7	\$3,583	\$27,298	\$27,298
Endangered Species-Wildlife-103:						
Wildlife Biologist	1	1	1	1,407-2,051	24,612	24,612
Steno	0.8	1	1	1,029-1,339	15,396	15,396
Temporary Help	0.2	0.6	0.6	(2,534)	6,546	6,546
Totals	2	2.6	2.6	\$38,988	\$46,554	\$46,554
Library-121:						
Sr Librarian	1	1	1	1,959-2,360	28,320	28,320
Library Tech Asst I	0.5	1	1	1,214-1,551	15,969	16,665
Office Techn-Typing	0.7	1	1	1,214-1,551	16,288	16,984
Office Asst II-Typing	1.7	2	2	1,048-1,367	19,136	19,136
Totals	3.9	5	5	\$69,878	\$89,713	\$91,105
Sea Otter Study-142:						
Marine Biologist	1	1	1	1,407-2,051	24,612	24,612
Temporary Help	1.3	3	3	(13,346)	30,271	30,271
Totals	2.3	4	4	\$37,262	\$54,883	\$54,883
Coastal Planning-144:						
Temporary Help	0.2	-	-	(2,013)	-	-
Totals	0.2	-	-	\$2,013	-	-
Striped Bass Health Index-800:						
Temporary Help	0.2	-	-	(2,131)	-	-
Totals	0.2	-	-	\$2,131	-	-
Delta Striped Bass Study-801:						
Bay-Delta Fishery Project Mgr	0.6	0.6	0.6	2,983-3,602	21,478	22,522
Fisheries Mgt Supvr	0.5	1	1	2,472-2,983	35,796	35,796
Sr Fishery Biologist	0.5	-	-	2,472-2,983	-	-
Assoc Programmer Analyst	0.6	1	1	2,197-2,651	27,106	28,420
Assoc Fishery Biologist	1	1	1	2,051-2,472	29,664	29,664
Programmer II	0.5	1	1	1,827-2,197	21,924	22,944
Fishery Biologist	1.8	1	1	1,407-2,051	24,612	24,612
Mate-Fisheries Vessel	1	1	1	1,786-1,959	23,508	23,508
Programmer I	0.1	-	-	1,407-1,827	-	-
Fish & Wildlife Asst II	1	1	1	1,371-1,630	19,560	19,560
Office Techn-Typing	1	1	1	1,214-1,551	17,100	17,100
Temporary Help	1.5	7.4	7.4	(15,010)	75,671	75,671
Totals	10.1	16	16	\$229,248	\$296,419	\$299,797
Fish And Wildlife Evaluation-802:						
Envirntrl Services Supvr	1	1	1	2,472-2,983	35,796	35,796
Assoc Fishery Biologist	1	1	1	2,051-2,472	29,664	29,664
Assoc Wildlife Biologist	1	1	1	2,051-2,472	29,664	29,664
Fishery Biologist	0.6	-	-	1,407-2,051	-	-
Wildlife Biologist	1.5	-	-	1,407-2,051	-	-
Temporary Help	0.8	4.2	4.2	(8,333)	42,729	42,729
Totals	5.9	7.2	7.2	\$148,981	\$137,853	\$137,853
San Francisco Bay Plan-803:						
Envirntrl Services Supvr	1	1	1	2,472-2,983	35,796	35,796
Assoc Fishery Biologist	1	1	1	2,051-2,472	29,664	29,664
Fishery Biologist	3	3	3	1,407-2,051	70,576	71,558
Mate-Fisheries Vessel	1	1	1	1,786-1,959	23,508	23,508
Fish & Wildlife Asst I	0.8	1	1	1,321-1,498	16,695	17,427

3600 DEPARTMENT OF FISH AND GAME—Continued

ORGANIZATIONAL UNIT Classification	NUMBER OF POSITIONS			EXPENDITURES		
	Filled 1983-84	Authorized 1984-85	Proposed 1985-86	Actual 1983-84	Estimated 1984-85	Proposed 1985-86
				SALARY RANGE		
Sr Lab Asst	1	1	1	1,222-1,437	16,347	17,061
Office Asst II-Typing	0.9	1	1	1,048-1,367	14,568	14,568
Lab Asst	0.9	1	1	1,055-1,321	14,852	15,436
Temporary Help	2.9	5.8	5.8	(29,468)	58,635	58,635
Totals	12.5	15.8	15.8	\$234,634	\$280,641	\$283,653
Delta Zooplankton Study-804:						
Assoc Marine Biologist	1	1	1	2,051-2,472	29,664	29,664
Sr Lab Asst	2	2	2	1,222-1,437	34,488	34,488
Temporary Help	-	0.9	0.9	-	9,354	9,354
Totals	3	3.9	3.9	\$62,340	\$73,506	\$73,506
Delta Fish Facilities-805:						
Fisheries Mgt Supvr	0.5	1	1	2,472-2,983	35,796	35,796
Sr Fishery Biologist	0.5	-	-	2,472-2,983	-	-
Assoc Fishery Biologist	1.8	2	2	2,051-2,472	56,070	57,330
Fishery Biologist	2	2	2	1,407-2,051	46,618	47,665
Office Asst II-Typing	0.3	-	-	1,048-1,367	-	-
Office Asst I-Typing	-	1	1	976-1,126	12,156	12,546
Temporary Help	3.2	4.9	4.9	(32,772)	49,450	49,450
Totals	8.3	10.9	10.9	\$164,895	\$200,090	\$202,787
Suisun Marsh Management Study-807:						
Assoc Wildlife Biologist	1	1	1	2,051-2,472	29,664	29,664
Totals	1	1	1	\$28,824	\$29,664	\$29,664
Trinity River Hatchery-813:						
Fish Hatchery Mgr II	1	1	1	2,051-2,472	29,664	29,664
Fish Hatchery Mgr I	0.9	1	1	1,706-2,051	21,352	22,334
Fish Culturist	2.8	3	3	1,371-1,630	58,485	58,680
Fish & Wildlife Asst I	2.7	3	3	1,321-1,498	53,928	53,928
Office Asst II-Typing	0.5	0.5	0.5	1,048-1,367	7,284	7,284
Temporary Help	3.5	3.9	3.9	(35,646)	39,534	39,534
Totals	11.4	12.4	12.4	\$190,749	\$210,247	\$211,424
Iron Gate Hatchery-814:						
Fish Hatchery Mgr II	1	1	1	2,051-2,472	29,664	29,664
Fish Culturist	1	1	1	1,371-1,630	19,560	19,560
Fish & Wildlife Asst I	2.7	3	3	1,321-1,498	52,134	52,830
Temporary Help	1	1.1	1.1	(10,327)	10,988	10,988
Totals	5.7	6.1	6.1	\$104,697	\$112,346	\$113,042
Mokelumne River Fish Facility-822:						
Fish Hatchery Mgr II	1	1	1	2,051-2,472	29,664	29,664
Fish Culturist	1	1	1	1,371-1,630	19,560	19,560
Fish & Wildlife Asst I	1	1	1	1,321-1,498	17,976	17,976
Temporary Help	0.5	0.4	0.4	(4,920)	4,184	4,184
Totals	3.5	3.4	3.4	\$69,358	\$71,384	\$71,384
Nimbus Hatchery-823:						
Fish Hatchery Mgr II	1	1	1	2,051-2,472	29,664	29,664
Fish Hatchery Mgr I	0.8	1	1	1,706-2,051	20,632	21,596
Fish Culturist	2.6	2.6	2.6	1,371-1,630	48,991	49,438
Fish & Wildlife Asst I	3.2	3	3	1,321-1,498	50,339	51,733
Temporary Help	2.3	2.5	2.5	(24,022)	25,225	25,225
Totals	9.9	10.1	10.1	\$175,750	\$174,851	\$177,656
North Fork Feather River Study-824:						
Water Quality Biologist	1	1	1	1,407-2,051	24,612	24,612
Fishery Biologist	1	1	1	1,407-2,051	24,612	24,612
Temporary Help	0.8	-	-	(7,893)	-	-
Overtime	-	-	-	(54)	-	-
Totals	2.8	2	2	\$55,779	\$49,224	\$49,224
Belden Project-826:						
Temporary Help	-	0.3	0.3	-	2,641	2,641
Totals	-	0.3	0.3	-	\$2,641	\$2,641
Feather River Fish Hatchery-827:						
Fish Hatchery Mgr II	1	1	1	2,051-2,472	29,664	29,664
Fish Hatchery Mgr I	1	1	1	1,706-2,051	24,612	24,612
Fish Culturist	2.9	3	3	1,371-1,630	58,225	58,680
Fish & Wildlife Asst I	4.2	5	5	1,321-1,498	87,811	88,477
Office Asst II-Typing	0.8	0.5	0.5	1,048-1,367	7,001	7,262
Office Asst I-Typing	-	0.5	0.5	976-1,126	6,078	6,273
Shift Differential	-	-	-	(399)	1,000	1,000
Totals	9.9	11	11	\$190,706	\$214,391	\$215,968
Warm Springs Fish Hatchery-830:						
Fish Hatchery Mgr II	1	1	1	2,051-2,472	29,664	29,664
Fish Culturist	1	1	1	1,371-1,630	19,560	19,560
Fish & Wildlife Asst I	2	2	2	1,321-1,498	34,915	35,647
Office Asst II-Typing	0.5	0.5	0.5	1,048-1,367	7,284	7,284
Temporary Help	1.2	2.2	2.2	(12,014)	22,612	22,612
Totals	5.7	6.7	6.7	\$100,173	\$114,035	\$114,767

1
2
3
4
5
6
7
8
9
10
11
12
13
14
15
16
17
18
19
20
21
22
23
24
25
26
27
28
29
30
31
32
33
34
35
36
37
38
39
40
41
42
43
44
45
46
47
48
49
50
51
52
53
54
55
56
57
58
59
60
61
62
63
64
65
66
67
68
69
70
71
72
73
74
75
76
77
78
79
80
81
82
83
84
85
86
87
88
89
90
91
92
93
94
95
96
97
98

3600 DEPARTMENT OF FISH AND GAME—Continued

1
2
3
4
5
6
7
8
9
10
11
12
13
14
15
16
17
18
19
20
21
22
23
24
25
26
27
28
29
30
31
32
33
34
35
36
37
38
39
40
41
42
43
44
45
46
47
48
49
50
51
52
53
54
55
56
57
58
59
60
61
62
63
64
65
66
67
68
69
70
71
72
73
74
75
76
77
78
79
80
81
82
83
84
85
86
87
88
89
90
91
92
93
94
95
96
97
98

ORGANIZATIONAL UNIT Classification	NUMBER OF POSITIONS			EXPENDITURES		
	Filled 1983-84	Authorized 1984-85	Proposed 1985-86	Actual 1983-84	Estimated 1984-85	Proposed 1985-86
Elkhorn Slough Sanctuary-831:				SALARY RANGE		
Assoc Wildlife Biologist	1	1	1	2,051-2,472	29,440	29,664
Fish & Wildlife Asst I	-	1	1	1,321-1,498	15,852	16,512
Totals	1	2	2	\$27,312	\$45,292	\$46,176
Eel River Patrol-832:						
Temporary Help	0.4	0.5	0.5	(4,531)	5,075	5,075
Totals	0.4	0.5	0.5	\$4,531	\$5,075	\$5,075
Fort Ord Hunter Leggett-835:						
Wildlife Biologist	0.9	-	-	1,407-2,051	-	-
Office Asst I-Typing	0.7	-	-	976-1,126	-	-
Temporary Help	3.7	1.8	1.8	(37,909)	18,014	18,014
Totals	5.3	1.8	1.8	\$68,564	\$18,014	\$18,014
Tuolumne River Fish Maint Study-840:						
Temporary Help	0.5	0.2	0.2	(4,863)	2,076	2,076
Totals	0.5	0.2	0.2	\$4,863	\$2,076	\$2,076
Dev & Opr Of Wildlife Mit Areas-843:						
Wildlife Habitat Asst	1	1	1	1,491-1,786	21,062	21,432
Totals	1	1	1	\$19,597	\$21,062	\$21,432
San Jacinto Wildlife Mitigation-854:						
Assoc Wildlife Biologist	1	1	1	2,051-2,472	29,664	29,664
Totals	1	1	1	\$28,824	\$29,664	\$29,664
Paces-Marine Law Enforcement-860:						
Key Data Opr	1	1	1	976-1,309	14,128	14,660
Totals	1	1	1	\$12,772	\$14,128	\$14,660
State Mussel Watch-864:						
Envirntrl Services Supvr	-	0.5	0.5	2,472-2,983	17,898	17,898
Sr Water Quality Biologist	0.5	-	-	2,472-2,983	-	-
Assoc Water Quality Biologist	1	1	1	2,051-2,472	29,664	29,664
Water Quality Biologist	0.4	0.5	0.5	1,407-2,051	8,442	8,802
Lab Techn-Chemical Analysis	1	1	1	1,491-1,786	21,432	21,432
Temporary Help	2.9	2.2	2.2	(29,624)	22,217	22,217
Overtime	-	-	-	(80)	-	-
Totals	5.8	5.2	5.2	\$100,485	\$99,653	\$100,013
Marine Mammal Survey-865:						
Assoc Marine Biologist	0.8	1	1	2,051-2,472	26,709	27,993
Marine Biologist	1	1	1	1,407-2,051	23,968	24,612
Temporary Help	0.4	1.4	1.4	(4,446)	14,701	14,701
Totals	2.2	3.4	3.4	\$46,587	\$65,378	\$67,306
Nearshore Sportfish Hab Enhance-866:						
Marine Biologist	0.5	1	1	1,407-2,051	20,632	21,596
Temporary Help	0.8	1.7	1.7	(8,346)	16,900	16,900
Totals	1.3	2.7	2.7	\$17,588	\$37,532	\$38,496
Channel Island Sanctuary-868:						
Assoc Marine Biologist	1	1	1	2,051-2,472	28,102	29,440
Fish & Game Warden	2	2	2	1,536-2,215	44,244	45,262
Office Asst II-Typing	1	1	1	1,048-1,367	14,568	14,568
Temporary Help	0.1	-	-	(960)	-	-
Overtime	-	-	-	(394)	-	-
Totals	4.1	4	4	\$78,453	\$86,914	\$89,270
Biological Effects Study-869:						
Envirntrl Services Supvr	0.5	0.5	0.5	2,472-2,983	14,832	15,546
Sr Water Quality Biologist	-	-	-	2,472-2,983	-	-
Water Quality Biologist	1	1.5	1.5	1,407-2,051	32,437	33,728
Temporary Help	3.4	2.5	2.5	(34,493)	26,061	26,061
Totals	4.9	4.5	4.5	\$73,994	\$73,330	\$75,335
Fisheries Information Network-871:						
DP Techn	0.1	1	1	1,198-1,523	17,244	17,940
Temporary Help	1.4	1.8	1.8	(14,784)	18,500	18,500
Overtime	-	-	-	(974)	-	-
Totals	1.5	2.8	2.8	\$17,165	\$35,744	\$36,440
Central Valley Management Study-872:						
Assoc Wildlife Biologist	1	1	1	2,051-2,472	27,884	29,216
Totals	1	1	1	\$25,866	\$27,884	\$29,216
Toxic Substances Monitoring-873:						
Agric Chemist II	0.9	1	1	2,098-2,529	27,530	28,868
Assoc Water Quality Biologist	1	1	1	2,051-2,472	28,102	29,440
Agric Chemist I	0.1	-	-	1,827-2,197	-	-
Water Quality Biologist	1	1	1	1,407-2,051	23,144	24,244
Sr Lab Asst	0.2	1	1	1,222-1,437	14,805	15,384
Temporary Help	0.7	-	-	(7,052)	-	-
Totals	3.9	4	4	\$83,219	\$93,581	\$97,936

3600 DEPARTMENT OF FISH AND GAME—Continued

ORGANIZATIONAL UNIT Classification	NUMBER OF POSITIONS			EXPENDITURES		
	Filled 1983-84	Authorized 1984-85	Proposed 1985-86	Actual 1983-84	Estimated 1984-85	Proposed 1985-86
Ocean Salmon Stock Analysis-875:				SALARY RANGE		
Assoc Marine Biologist	1	2	1	2,051-2,472	29,664	29,664
Totals	1	1	1	\$28,294	\$29,664	\$29,664
Admin Support To PFMC-876:						
Steno	0.5	0.5	0.5	1,029-1,339	7,698	7,698
Totals	0.5	0.5	0.5	\$7,260	\$7,698	\$7,698
Groundfish Monitoring-877:						
Temporary Help	3.4	-	-	(34,642)	-	-
Totals	3.4	-	-	\$34,642	-	-
Ocean Salmon Stock Distribution-878:						
Temporary Help	2.6	-	-	(26,246)	-	-
Totals	2.6	-	-	\$26,246	-	-
Salmon & Steelhead Marking-880:						
Temporary Help	-	0.6	0.6	-	6,313	6,313
Totals	-	0.6	0.6	-	\$6,313	\$6,313
Marine Rec Fisheries Survey-881:						
Assoc Marine Biologist	1	1	1	2,051-2,472	29,664	29,664
Marine Biologist	1	1	1	1,407-2,051	24,612	24,612
Temporary Help	-	-	-	(140)	-	-
Totals	2	2	2	\$52,350	\$54,276	\$54,276
Water Quality Planning-885:						
Envirntl Services Supvr	0.5	1	1	2,472-2,983	35,796	35,796
Sr Water Quality Biologist	0.5	-	-	2,472-2,983	-	-
Totals	1	1	1	\$34,782	\$35,796	\$35,796
Sandblasting Study-884:						
Temporary Help	0.4	-	-	(4,005)	-	-
Totals	0.4	-	-	\$4,005	-	-
Herbicide Monitoring Imperial-887:						
Water Quality Biologist	1	1	1	1,407-2,051	21,272	22,252
Fish & Wildlife Asst I	0.3	0.5	0.5	1,321-1,498	8,445	8,811
Temporary Help	0.7	0.7	0.7	(7,330)	7,288	7,288
Totals	2	2.2	2.2	\$31,325	\$37,005	\$38,351
State-Federal Fisheries Mgmt-888:						
Coordinator-Marine Mgt Prog	1	1	1	2,845-3,440	41,280	41,280
Totals	1	1	1	\$40,110	\$41,280	\$41,280
Fish Salvage-Delta Pump Plant-890:						
Fishery Biologist	1	1	1	1,407-2,051	21,032	22,006
Totals	1	1	1	\$18,480	\$21,032	\$22,006
Fishery Invest-Trinity River-892:						
Assoc Fishery Biologist	0.3	-	-	2,051-2,472	-	-
Fishery Biologist	0.5	-	-	1,407-2,051	-	-
Fish & Wildlife Asst I	0.3	-	-	1,321-1,498	-	-
Totals	1.1	-	-	\$21,807	-	-
Hazardous Waste Project-894:						
Assoc Water Quality Biologist	1	1	1	2,051-2,472	29,104	29,664
Temporary Help	0.5	0.6	0.6	(4,720)	6,500	6,500
Totals	1.5	1.6	1.6	\$31,726	\$35,604	\$36,164
Timber Harvest Review-895:						
Assoc Water Quality Biologist	1	1	1	2,051-2,472	29,664	29,664
Assoc Wildlife Biologist	2	2	2	2,051-2,472	59,328	59,328
Totals	3	3	3	\$86,260	\$88,992	\$88,992
Rice Herbicides-896:						
Temporary Help	0.7	-	-	(7,139)	-	-
Totals	0.7	-	-	\$7,139	-	-
Salmon Tagging-Iron Gate-897:						
Temporary Help	0.4	5.8	5.8	(4,208)	59,000	59,000
Totals	0.4	5.8	5.8	\$4,208	\$59,000	\$59,000
WIN-COD Program-998:						
Office Asst I-Typing	0.1	-	-	976-1,126	-	-
Totals	0.1	-	-	\$1,541	-	-
Totals, Reimbursed Projects	155.2	175.9	175.9	\$2,949,984	\$3,257,727	\$3,293,855
TOTALS, AUTHORIZED POSITIONS	1,445.7	1,601	1,601	\$31,796,368	\$35,400,241	\$35,575,355
Regular/Ongoing Positions	1,251.2	1,323.5	1,323.5	29,754,146	32,414,257	32,648,371
Temporary Help	194.5	277.5	277.5	2,005,901	2,836,337	2,777,337
Overtime	-	-	-	36,321	149,647	149,647
Continuously vacant positions abolished by the State Controller:						
Tractor Opr-Laborer	1	1	-	1,673-2,011	-	-

¹ Positions limited-term to 1-1-86
² One position limited-term to 1-1-86
³ Positions limited-term to 1-1-87

3600 DEPARTMENT OF FISH AND GAME—Continued

ORGANIZATIONAL UNIT Classification	NUMBER OF POSITIONS			EXPENDITURES		
	Filed 1983-84	Authorized 1984-85	Proposed 1985-86	Actual 1983-84	Estimated 1984-85	Proposed 1985-86
3640 WILDLIFE CONSERVATION BOARD *						
				SALARY RANGE		
Exec Off	1	1	1	\$3,708-3,888	\$46,656	\$46,656
Asst Exec Off	1	1	1	2,845-3,440	41,280	41,280
Sr Land Agent	1	1	1	2,651-3,200	35,929	37,660
Fld Agent	1	1	1	2,472-2,983	35,796	35,796
Assoc Land Agent	1.4	2	2	2,197-2,651	63,624	63,624
Accountant I - Specialist	0.6	1	1	1,401-1,827	19,992	19,992
Exec Secty I	1	1	1	1,389-1,653	19,836	19,836
Steno	1	1	1	1,029-1,339	13,686	14,094
TOTALS, AUTHORIZED POSITIONS	8	9	9	\$242,198	\$276,799	\$278,938
<i>Regular/Ongoing Positions.....</i>	<i>8</i>	<i>9</i>	<i>9</i>	<i>242,198</i>	<i>276,799</i>	<i>278,938</i>

3680 DEPARTMENT OF BOATING AND WATERWAYS *

Executive						
				SALARY RANGE		
Director	1	1	1	\$43,176	\$48,176	\$48,176
Dep Director	1	1	1	3,997	47,964	47,964
Exec Secty II	1	1	1	1,512-1,809	21,708	21,708
Steno	1	1	1	1,029-1,339	15,396	15,396
Administrative Services:						
Adm Service Off II	1	1	1	2,778-3,357	40,284	40,284
Boating Facilities Mgr II	1	1	1	2,197-2,651	31,812	31,812
Financial Examiner III	0.5	1	1	2,197-2,651	31,812	31,812
Accountant I - Specialist	1	1	1	1,401-1,827	19,242	19,992
Personnel Asst II	1	1	1	1,481-1,768	21,074	21,216
Mgt Services Techn	0.7	1	1	1,177-1,565	18,780	18,780
Office Asst II-Typing	0.8	1	1	1,048-1,367	13,479	13,926
Office Asst II-Gen	0.8	1	1	1,048-1,309	14,568	14,568
Office Asst I-Typing	0.3	-	-	976-1,126	-	-
Boating Facilities:						
Prog Mgr-Boating Facilities	1	1	1	2,983-3,602	43,224	43,224
Oceanographer	0.7	1	1	2,717-3,279	32,604	34,140
Boating Facilities Mgr III	4.8	5	5	2,651-3,200	188,982	190,701
Assoc Civil Engr	3.6	4	4	2,360-2,845	136,292	136,560
Assoc Landscape Architect	1	1	1	2,360-2,845	34,140	34,140
Civil Engrng Assoc	0.3	-	-	2,251-2,717	-	-
Boating Facilities Mgr II	3.4	3	3	2,197-2,651	95,436	95,436
Delineator	1.8	2	2	1,491-1,786	40,912	41,822
Drafting Aid II	0.2	-	-	1,371-1,630	-	-
Mgt Services Techn	1	1	1	1,177-1,565	18,780	18,780
Steno	3	3	3	1,029-1,339	45,682	46,073
Boating Safety & Regulation:						
Sr Boating Administrator	1	1	1	2,651-3,200	38,400	38,400
Assoc Boating Administrator	7	7	7	2,197-2,651	222,684	222,684
Asst Boating Administrator	8.7	9	9	1,827-2,197	227,616	230,904
Graphic Artist	1	1	1	1,630-1,959	23,508	23,508
Mgt Services Techn	3.8	4	4	1,177-1,565	73,889	74,651
Sr Steno	1	1	1	1,236-1,512	17,448	17,448
Office Asst II-Typing	1.3	1.5	1.5	1,048-1,367	21,852	21,852
Temporary Help	0.5	2.1	2.1	(2,850)	15,200	22,700
TOTALS, AUTHORIZED POSITIONS	56.2	59.6	59.6	\$1,501,303	\$1,600,944	\$1,618,657
<i>Regular/Ongoing Positions.....</i>	<i>55.7</i>	<i>57.5</i>	<i>57.5</i>	<i>1,498,453</i>	<i>1,585,744</i>	<i>1,595,957</i>
<i>Temporary Help</i>	<i>0.5</i>	<i>2.1</i>	<i>2.1</i>	<i>2,850</i>	<i>15,200</i>	<i>22,700</i>
Continuously vacant position abolished by State						
Controller:						
CEA I.....	1	1	-	2,778-3,690	-	-

*The Salary Range and the amounts shown in 1984-85 and 1985-86 for this department do not reflect the 1984-85 fiscal year salary increase adjustment. This adjustment is reflected in the departmental Summary by Object of the Governor's Budget.

3720 CALIFORNIA COASTAL COMMISSION *

ORGANIZATIONAL UNIT	NUMBER OF POSITIONS			EXPENDITURES			
	Classification	Filled 1983-84	Authorized 1984-85	Proposed 1985-86	Actual 1983-84	Estimated 1984-85	Proposed 1985-86
					SALARY RANGE		
Mbrs (12) St Commission, per diem	-	-	-		\$50,400	\$50,400	\$50,400
Mbrs (12) St Commission preparation	-	-	-		12.50/hr	100,800	100,800
C.E.A. III	1	1	1	3,357-4,464	53,568	53,568	53,568
Exec Director	1	1	1	4,406	52,872	52,872	52,872
Staff Counsel III	-	1	1	3,602-4,360	47,566	49,872	49,872
C.E.A. II	2	2	2	3,052-4,057	95,874	97,180	97,180
Staff Counsel II	1	4	4	3,128-3,780	167,268	173,088	173,088
C.E.A. I	3.3	3	3	2,778-3,690	128,844	130,776	130,776
Staff Counsel I	3.9	1	1	2,845-3,440	34,140	35,796	35,796
Sr Engr	1	1	1	2,717-3,279	39,348	39,348	39,348
Coastal Prog Mgr	5.9	7	7	2,651-3,200	266,580	268,800	268,800
Coastal Prog Analyst III	6.6	7	7	2,415-2,913	230,358	234,666	234,666
Staff Services Mgr I	1	1	1	2,415-2,913	34,956	34,956	34,956
Assoc Geologist	1	1	1	2,360-2,845	34,140	34,140	34,140
Hearing Reporter	0.8	1	1	2,197-2,651	31,812	31,812	31,812
Sr Acctg Off-Supvr	0.2	-	-	2,197-2,651	-	-	-
Coastal Prog Analyst II	39.6	43	42.5	2,197-2,651	1,313,040	1,329,620	1,329,620
Assoc Budget Analyst	1	1	1	2,197-2,651	31,812	31,812	31,812
Assoc Govtl Prog Analyst	2	2	2	2,197-2,651	63,380	63,624	63,624
Sr Graphic Artist	1	1	1	1,868-2,251	27,012	27,012	27,012
Acctg Off	0.8	1	1	1,827-2,197	23,214	24,312	24,312
Coastal Prog Analyst I	7.5	10	10	1,407-2,197	238,752	242,796	242,796
Staff Services Analyst-Gen	1	1	1	1,407-2,197	26,364	26,364	26,364
Office Services Supvr III-Gen	1	1	1	1,544-1,854	20,904	21,904	21,904
Accountant I - Specialist	1	1	1	1,401-1,827	18,683	19,508	19,508
Exec Secty II	0.3	1	1	1,512-1,809	21,068	21,708	21,708
Personnel Asst II	0.8	1	1	1,481-1,768	21,216	21,216	21,216
Office Services Supvr II-Gen	1	1	1	1,358-1,768	18,276	19,064	19,064
Editorial Techn	0.2	1	1	1,407-1,673	19,088	19,999	19,999
Exec Secty I	0.7	-	-	1,389-1,653	-	-	-
Bus Mgt Trainee	0.3	-	-	1,407-1,596	-	-	-
Mgt Services Techn	0.8	1	1	1,177-1,565	16,638	17,352	17,352
Personnel Asst I	0.7	1	1	1,126-1,551	17,271	18,015	18,015
Library Tech Asst I	0.9	1	1	1,214-1,551	17,042	17,100	17,100
Office Techn-Typing	4.1	6	6	1,214-1,551	91,602	95,184	95,184
Office Services Supvr I-Typing	2.4	2	2	1,214-1,551	32,661	33,330	33,330
Legal Typist	0.7	1	1	1,191-1,517	16,740	16,740	16,740
Sr Steno	0.9	1	1	1,236-1,512	17,448	17,448	17,448
Acct Clk II	1.3	2	2	1,087-1,367	30,240	30,240	30,240
Office Asst II-Typing	17.8	18.5	18.5	1,048-1,367	246,288	247,170	247,170
Steno	2.8	1	1	1,029-1,339	15,396	15,396	15,396
Office Asst II-Gen	1.4	2	2	1,048-1,309	28,266	28,740	28,740
Word Processing Techn	0.5	1	1	1,048-1,309	14,128	14,660	14,660
Office Asst I-Typing	-	1.5	1.5	976-1,126	18,234	18,819	18,819
Office Asst I-Gen	0.5	1	1	944-1,087	11,964	12,348	12,348
Temporary Help	8.2	2.4	2.4	(195,162)	36,000	36,000	36,000
TOTALS, AUTHORIZED POSITIONS	129.9	138.4	137.9	\$3,604,557	\$3,821,253	\$3,875,555	
<i>Regular/Ongoing Positions</i>	<i>121.7</i>	<i>136</i>	<i>135.5</i>	<i>3,409,395</i>	<i>3,785,253</i>	<i>3,839,555</i>	
<i>Temporary Help</i>	<i>8.2</i>	<i>2.4</i>	<i>2.4</i>	<i>195,162</i>	<i>36,000</i>	<i>36,000</i>	

3760 STATE COASTAL CONSERVANCY *

ORGANIZATIONAL UNIT	NUMBER OF POSITIONS			EXPENDITURES			
	Classification	Filled 1983-84	Authorized 1984-85	Proposed 1985-86	Actual 1983-84	Estimated 1984-85	Proposed 1985-86
					SALARY RANGE		
Board Members (5) per diem	-	-	-		\$100/day	\$3,600	\$3,600
C.E.A. II	1	1	1	3,052-4,057	40,445	42,388	42,388
Exec Off	1	1	1	3,708-3,888	46,656	46,656	46,656
Staff Counsel I	1	1	1	2,845-3,440	37,536	39,348	39,348
Conservancy Project Analyst III	5	5	5	2,651-3,200	184,128	187,892	187,892
Staff Services Mgr I	1	1	1	2,415-2,913	34,281	34,956	34,956
Conservancy Project Analyst II ¹	7.6	11	7	2,197-2,651	305,834	207,850	207,850
Assoc Govtl Prog Analyst	1	1	1	2,197-2,651	28,644	30,006	30,006
Legal Counsel ²	0.4	1	-	2,051-2,591	25,107	-	-
Conservancy Project Analyst I ²	5.3	6	5	1,827-2,197	135,687	119,094	119,094
Acctg Off	0.9	1	1	1,827-2,197	26,364	26,364	26,364
Staff Services Analyst-Gen ²	1	2	1	1,407-2,197	40,908	17,604	17,604
Acctg Techn	0.9	1	1	1,214-1,551	14,706	15,267	15,267
Office Techn-Typing	1	2	2	1,214-1,551	31,760	32,318	32,318
Mgt Services Techn	1.5	1	1	1,177-1,565	14,136	14,664	14,664
Acct Clk II	0.7	1	1	1,087-1,367	13,254	13,986	13,986
Office Asst II-Typing ³	3.5	5	3	1,048-1,367	69,119	43,611	43,611
Temporary Help	2	3.8	3.8	(43,070)	49,926	49,926	49,926
Overtime	-	-	-	(2,919)	5,488	5,488	5,488
TOTALS, AUTHORIZED POSITIONS	34.8	44.8	35.8	\$882,188	\$1,107,579	\$931,018	
<i>Regular/Overtime Positions</i>	<i>32.8</i>	<i>41</i>	<i>32</i>	<i>836,199</i>	<i>1,052,165</i>	<i>875,604</i>	
<i>Temporary Help</i>	<i>2</i>	<i>3.8</i>	<i>3.8</i>	<i>43,070</i>	<i>49,926</i>	<i>49,926</i>	
<i>Overtime</i>	<i>-</i>	<i>-</i>	<i>-</i>	<i>2,919</i>	<i>5,488</i>	<i>5,488</i>	

¹ Four positions limited term to 6-30-85.

² One position limited term to 6-30-85.

³ Two positions limited term to 6-30-85.

*The Salary Range and the amounts shown in 1984-85 and 1985-86 for this department do not reflect the 1984-85 fiscal year salary increase adjustment. This adjustment is reflected in the departmental Summary by Object of the Governor's Budget.

3790 DEPARTMENT OF PARKS AND RECREATION *

ORGANIZATIONAL UNIT Classification	NUMBER OF POSITIONS			EXPENDITURES		
	Filed 1983-84	Authorized 1984-85	Proposed 1985-86	Actual 1983-84	Estimated 1984-85	Proposed 1985-86
Executive Office						
Directors Office:				SALARY RANGE		
Director	0.9	1	1	\$52,979	\$52,979	\$52,979
Chief Dep Director	1.2	2	2	4,404	105,696	105,696
Dep Director	0.3	-	-	4,404	-	-
Exec Secty	0.7	1	1	3,069-3,216	36,828	38,592
Mgr III - State Parks	1	-	-	2,596-3,130	-	-
Assoc Park & Recr Specialist	1.2	-	-	2,415-2,913	-	-
Special Asst To Director	0.7	1	1	2,827	33,924	33,924
Assoc Govtl Prog Analyst	1	2	2	2,197-2,651	56,712	59,448
Adm Asst	1	1	1	2,011-2,209	25,005	26,205
Park Ranger I	1	-	-	1,789-2,055	-	-
Exec Secty II	0.6	1	1	1,512-1,809	21,628	21,708
Exec Secty I	2.7	4	4	1,389-1,653	73,281	76,439
Mgt Services Techn	0.1	-	-	1,177-1,565	-	-
Office Techn-Typing	0.7	1	1	1,214-1,551	17,100	17,100
Secty	1	1	1	1,236-1,512	17,448	17,448
Office Asst II-Typing	1	1	1	1,048-1,367	15,120	15,120
Steno	0.2	-	-	1,029-1,339	-	-
Totals	15.3	16	16	\$420,007	\$455,721	\$464,659
Legislative Office:						
Staff Services Mgr III	0.5	-	-	2,913-3,518	-	-
Staff Services Mgr I	0.5	1	1	2,415-2,913	28,980	30,348
Assoc Govtl Prog Analyst	0.5	-	-	2,197-2,651	-	-
Park And Recr Specialist	0.2	1	1	1,407-2,529	30,006	30,348
Office Techn-Typing	0.9	1	1	1,214-1,551	16,904	17,100
Totals	2.6	3	3	\$71,765	\$75,890	\$77,796
Human Rights Office:						
C.E.A. I	0.2	1	1	2,778-3,690	42,732	44,280
Staff Services Mgr I	1	1	1	2,415-2,913	34,956	34,956
Assoc Personnel Analyst	0.5	-	-	2,197-2,651	-	-
Assoc Govtl Prog Analyst	2.6	3	3	2,197-2,651	85,706	88,316
Staff Services Analyst-Gen	0.1	-	-	1,407-2,197	-	-
Office Techn-Typing	0.1	1	1	1,214-1,551	17,100	17,100
Secty	0.4	-	-	1,236-1,512	-	-
Totals	4.9	6	6	\$140,782	\$180,494	\$184,652
Affirmative Action Office:						
Community Services Section:						
Assoc Park & Recr Specialist	0.4	2	2	2,415-2,913	57,960	60,696
Park And Recr Specialist	0.8	1	1	1,407-2,529	30,348	30,348
Park Ranger II	-	1	1	1,873-2,254	25,044	26,236
Park Ranger I	0.1	-	-	1,789-2,055	-	-
Totals	1.3	4	4	\$38,460	\$113,352	\$117,280
Legal Office:						
Staff Counsel II	1	1	1	3,128-3,780	45,360	45,360
Totals	1	1	1	\$44,076	\$45,360	\$45,360
Audits Office:						
Supvng Financial Examiner II	1	1	1	2,651-3,200	38,400	38,400
Financial Examiner III	1.9	2	2	2,197-2,651	57,536	60,314
Assoc Mgt Auditor	1	1	1	2,197-2,651	31,812	31,812
Financial Examiner II	3.7	4	4	1,827-2,197	97,727	101,937
Auditor I	0.1	-	-	1,407-1,673	-	-
Totals	7.7	8	8	\$204,623	\$225,475	\$232,463
Office Of Economic & Fiscal Affairs:						
C.E.A. I	1	1	1	2,778-3,690	42,055	44,108
Div Chief	1	1	1	2,651-3,200	38,400	38,400
Assoc Govtl Prog Analyst	4	5	5	2,197-2,651	142,594	146,532
Asst Concessions Specialist	0.2	-	-	2,002-2,415	-	-
Staff Services Analyst-Gen	0.1	-	-	1,407-2,197	-	-
Secty	1	1	1	1,236-1,512	17,448	17,448
Totals	7.3	8	8	\$216,209	\$240,497	\$246,488
Temporary Help	2.8	4.7	4.7	50,611	73,318	73,318
Overtime	-	-	-	2,487	2,000	2,000
Totals, Executive Office	42.9	50.7	50.7	\$1,189,020	\$1,412,107	\$1,444,016
Office Of Historic Preservation						
State Historian III	2	2	2	2,415-2,913	64,640	67,752
Restoration Architect	-	1	1	2,360-2,845	34,140	34,140
Assoc Architect	0.8	-	-	2,360-2,845	-	-
Assoc Govtl Prog Analyst	1	1	1	2,197-2,651	28,532	29,892
Park And Recr Specialist	1	1	1	1,407-2,529	30,348	30,348
State Historian II	3.8	4	4	2,002-2,415	110,964	112,116
State Archeologist II	3.5	3	3	2,002-2,415	86,940	86,940
Mgt Services Techn	1	1	1	1,177-1,565	18,780	18,780
Secty	1	1	1	1,236-1,512	17,448	17,448
Office Asst II-Typing	2.2	2	2	1,048-1,367	27,378	27,846
Totals	16.3	16	16	\$405,440	\$419,170	\$425,262

*The Salary Range and the amounts shown in 1984-85 and 1985-86 for this department do not reflect the 1984-85 fiscal year salary increase adjustment. This adjustment is reflected in the departmental Summary by Object of the Governor's Budget.

3790 DEPARTMENT OF PARKS AND RECREATION—Continued

ORGANIZATIONAL UNIT Classification	NUMBER OF POSITIONS			EXPENDITURES		
	Filled 1983-84	Authorized 1984-85	Proposed 1985-86	Actual 1983-84	Estimated 1984-85	Proposed 1985-86
Temporary Help	2.3	3	3	SALARY RANGE		
Overtime	-	-	-	41,578	45,429	45,429
				902	1,000	1,000
Totals, Office Of Historic Preservation	18.6	19	19	\$447,920	\$465,599	\$471,691
Administration Division						
Chief's Office:						
C.E.A. III	1	1	1	3,357-4,464	53,568	53,568
Secty	1	1	1	1,236-1,512	17,448	17,448
Totals	2	2	2	\$69,006	\$71,016	\$71,016
Office Of Personnel Administration:						
Staff Services Mgr III	1	1	1	2,913-3,518	42,216	42,216
Office Techn-Typing	0.1	0.5	0.5	1,214-1,551	7,284	7,560
Secty	0.4	0.5	0.5	1,236-1,512	7,651	7,978
Employee Labor Relations Section:						
Labor Relations Spec. I	-	1	1	2,415-2,913	30,470	31,939
Assoc Personnel Analyst	1	1	1	2,197-2,651	31,812	31,812
Labor Relations Analyst	2.3	1	1	2,197-2,651	26,364	27,636
Staff Services Analyst-Gen	1	1	1	1,407-2,197	22,604	23,664
Personnel Section:						
Staff Services Mgr II-Managerial	0.2	1	1	2,651-3,200	38,400	38,400
Staff Services Mgr II-Supvy	0.8	-	-	2,651-3,200	-	-
Staff Services Mgr I	0.8	1	1	2,415-2,913	28,980	30,348
Assoc Govtl Prog Analyst	2	1	1	2,197-2,651	31,812	31,812
Assoc Personnel Analyst	3.2	4	4	2,197-2,651	122,928	126,150
Staff Services Analyst-Gen	0.9	1	1	1,407-2,197	20,672	21,628
Personnel Asst III	1	1	1	1,611-1,939	23,268	23,268
Personnel Asst II	3.8	4	4	1,481-1,768	80,343	81,963
Mgt Services Techn	0.1	-	-	1,177-1,565	-	-
Personnel Asst I	11.2	12	12	1,126-1,551	208,567	214,243
Office Techn-Typing	1.2	2	2	1,214-1,551	31,852	32,416
Office Techn-Gen	0.7	1	1	1,214-1,551	15,676	16,348
Office Asst II-Typing	1.4	1	1	1,048-1,367	12,989	13,409
Office Asst I-Gen	0.2	-	-	944-1,087	-	-
Training Section:						
Staff Services Mgr II-Supvy	1	1	1	2,651-3,200	38,400	38,400
Staff Services Mgr I	1	1	1	2,415-2,913	34,956	34,956
Mgr II - State Parks	0.5	-	-	2,254-2,718	-	-
Park Ranger III	-	1	1	2,055-2,475	28,454	29,779
Park Ranger II	0.8	1	1	1,873-2,254	25,590	26,736
Staff Services Analyst-Gen	0.1	1	1	1,407-2,197	24,900	25,944
Park Ranger I	0.9	-	-	1,789-2,055	-	-
Mgt Services Techn	0.2	1	1	1,177-1,565	17,962	18,640
Office Techn-Typing	0.8	-	-	1,214-1,551	-	-
Totals	38.6	41	41	\$883,240	\$954,150	\$977,245
Program Management Office:						
Staff Services Mgr III	1	1	1	2,913-3,518	42,216	42,216
Secty	0.8	1	1	1,236-1,512	16,292	16,976
Contract Services Section:						
Business & Fiscal Support Section:						
Staff Services Mgr II-Supvy	1	1	1	2,651-3,200	38,400	38,400
Bus Service Off III	1	1	1	2,197-2,651	31,812	31,812
Park Ranger III	0.3	-	-	2,055-2,475	-	-
Bus Service Off II	1	1	1	2,002-2,415	28,868	28,980
Bus Service Off I	2	1	1	1,827-2,197	23,934	25,080
Staff Services Analyst-Gen	1.7	2	2	1,407-2,197	50,118	51,252
Property Clk II	1	1	1	1,591-2,098	19,092	19,992
Materials & Stores Supvr II	0.9	1	1	1,591-2,098	20,940	21,924
Office Services Supvr III-Gen	1	2	2	1,544-1,854	40,776	41,580
Materials & Stores Supvr I	0.1	-	-	1,401-1,827	-	-
Stock Clk	2	2	2	1,168-1,486	31,769	32,402
Accounting Unit:						
Acctg Administrator I	1	1	1	2,415-2,913	34,956	34,956
Sr Acctg Off-Supvr	1	1	1	2,197-2,651	30,714	31,812
Acctg Off	3	3	3	1,827-2,197	75,372	77,706
Acctg Off-Supvr	1	1	1	1,827-2,197	24,024	25,176
Accountant I - Specialist	1.8	3	3	1,401-1,827	52,029	54,309
Accountant Trainee	0.8	1	1	1,467-1,673	17,994	18,768
Supvng Acct Clk I	1	1	1	1,358-1,611	19,332	19,332
Mgt Services Techn	0.5	-	-	1,177-1,565	-	-
Sr Acct Clk	4.8	5	5	1,214-1,551	81,576	83,346
Acctg Techn	3.6	3	3	1,214-1,551	51,242	51,300
Acct Clk II	6.2	9	9	1,087-1,367	128,865	131,202
Word Processing Techn	1	1	1	1,048-1,309	15,708	15,708
Office Asst II-Gen	0.3	-	-	1,048-1,309	-	-
Bookkeeping Mach Opr I	1	1	1	1,048-1,309	13,964	14,480
Bookkeeping Mach Opr II	2	2	2	1,126-1,309	31,416	31,416
Office Asst I-Gen	0.1	-	-	944-1,087	-	-
Office Services Unit:						
Distribution And Reproduction:						
Office Services Supvr II-Gen	1	1	1	1,358-1,768	19,332	19,332
Office Techn-Gen	1	1	1	1,214-1,551	16,056	16,752
Office Asst II-Typing	1	1	1	1,048-1,367	14,568	14,568

3790 DEPARTMENT OF PARKS AND RECREATION—Continued

ORGANIZATIONAL UNIT	NUMBER OF POSITIONS			EXPENDITURES		
	Classification	Filed 1983-84	Authorized 1984-85	Proposed 1985-86	Actual 1983-84	Estimated 1984-85
				SALARY RANGE		
Office Asst II-Gen	4.8	4	4	1,048-1,309	57,876	58,272
Office Asst I-Gen	-	2	2	944-1,087	23,580	24,312
Word Processing Center:						
Office Services Supvr II-Gen	1	1	1	1,358-1,768	19,332	19,332
Sr Word Processing Techn	1.9	2	2	1,260-1,486	35,664	35,664
Composing Techn I	1.4	2	2	1,214-1,425	34,200	34,200
Office Asst II-Typing	1.1	2	2	1,048-1,367	27,973	27,977
Word Processing Techn	5.5	8	8	1,048-1,309	119,736	120,576
Central Records:						
Office Techn-Gen	1	1	1	1,214-1,551	17,100	17,100
Office Asst II-Typing	0.5	0.5	0.5	1,048-1,367	7,284	7,284
Office Asst II-Gen	2.4	2.5	2.5	1,048-1,309	35,806	36,023
Office Asst I-Gen	-	1	1	944-1,087	11,790	12,156
Systems Development Section:						
Staff Services Mgr II-Supvry	1	1	1	2,651-3,200	38,400	38,400
Assoc Programmer Analyst	1.7	2	2	2,197-2,651	59,024	60,344
Assoc DP Analyst	0.6	0.5	0.5	2,197-2,651	15,906	15,906
Programmer II	1.8	1.5	1.5	1,827-2,197	37,794	38,331
Programmer I	0.2	1	1	1,407-1,827	18,344	19,167
DP Techn	2	2	2	1,198-1,523	34,387	35,100
Reservations Unit:						
Assoc Mgt Analyst	0.9	1	1	2,197-2,651	26,364	27,636
Office Techn-Gen	1	1	1	1,214-1,551	17,100	17,100
Totals	74.7	85	85	\$1,425,122	\$1,608,125	\$1,635,657
Budgets Section:						
Staff Services Mgr II-Managerial	0.2	1	1	2,651-3,200	38,400	38,400
Staff Services Mgr II-Supvry	0.8	-	-	2,651-3,200	-	-
Assoc Budget Analyst	5	4	4	2,197-2,651	125,540	127,248
Staff Services Analyst-Gen	0.3	1	1	1,407-2,197	16,884	17,604
Budget Techn I	1	1	1	1,138-1,565	18,780	18,780
Office Techn-Typing	0.3	1	1	1,214-1,551	14,973	15,564
Secty	0.5	-	-	1,236-1,512	-	-
Totals	8.1	8	8	\$225,054	\$214,577	\$217,596
Program Services-Mgmt Analysis Section:						
Staff Services Mgr II-Supvry	1	1	1	2,651-3,200	38,400	38,400
Labor Relations Specialist I	1	1	1	2,415-2,913	34,956	34,956
Assoc Govtl Prog Analyst	4.8	3	3	2,197-2,651	92,604	93,972
Staff Services Analyst-Gen	1	1	1	1,407-2,197	26,364	26,364
Office Techn-Typing	1	1	1	1,214-1,551	17,100	17,100
Totals	8.8	7	7	\$255,558	\$209,424	\$210,792
Temporary Help	13.3	5	5	239,766	74,219	74,219
Overtime	-	-	-	21,522	22,000	22,000
Totals, Administration Division	145.5	148	148	\$3,119,268	\$3,153,511	\$3,208,525
Information Office						
Chief's Office:						
C.E.A. I	0.6	-	-	2,778-3,690	-	-
Info Off II	0.4	1	1	2,651-3,200	31,812	33,336
Assoc Park & Recr Specialist	0.8	-	-	2,415-2,913	-	-
Park And Recr Specialist	1.8	-	-	1,407-2,529	-	-
Secty	1	1	1	1,236-1,512	14,832	15,396
Totals	4.6	2	2	\$128,966	\$46,644	\$48,732
Public Information Section:						
Info Off II	1	1	1	2,651-3,200	38,400	38,400
Info Off I	2	2	2	2,197-2,651	63,624	63,624
Asst Info Off	1	1	1	1,827-2,197	26,364	26,364
Office Techn-Typing	0.7	-	-	1,214-1,551	-	-
Office Asst II-Typing	0.8	-	-	1,048-1,367	-	-
Totals	5.5	4	4	\$145,428	\$128,388	\$128,388
Publications Section:						
Research Writer	0.8	-	-	2,197-2,651	-	-
Printing Art Planner	0.8	-	-	1,995-2,403	-	-
Graphic Artist	0.8	-	-	1,630-1,959	-	-
Totals	2.4	-	-	\$60,735	-	-
Technical Reports Section:						
Supvr-Tech Publications	0.7	-	-	2,529-3,052	-	-
Research Writer	2.8	-	-	2,197-2,651	-	-
Graphic Artist	1	-	-	1,630-1,959	-	-
Totals	4.5	-	-	\$131,008	-	-
Temporary Help	0.4	1.5	1.5	7,783	22,951	22,951
Overtime	-	-	-	280	-	-
Totals, Information Office	17.4	7.5	7.5	\$474,200	\$197,983	\$200,071
Grants Administration Office						
Chief's Office:						
C.E.A. III	1	1	1	3,357-4,464	53,568	53,568
Staff Park & Recr Specialist	0.4	1	1	2,651-3,200	38,400	38,400
Sr Land Agent	1	1	1	2,651-3,200	38,400	38,400
Assoc Park & Recr Specialist	2.6	1	1	2,415-2,913	34,956	34,956

3790 DEPARTMENT OF PARKS AND RECREATION—Continued

ORGANIZATIONAL UNIT Classification	NUMBER OF POSITIONS			EXPENDITURES		
	Filled 1983-84	Authorized 1984-85	Proposed 1985-86	Actual 1983-84	Estimated 1984-85	Proposed 1985-86
				SALARY RANGE		
Assoc Civil Engr	0.8	0.7	0.7	2,360-2,845	25,605	25,605
Totals	5.8	4.7	4.7	\$214,269	\$190,929	\$190,929
Federal Grants Section:						
Sr Park & Recr Specialist	1	1	1	2,913-3,518	42,216	42,216
Staff Park & Recr Specialist	0.4	-	-	2,651-3,200	-	-
Comptroller	0.8	-	-	2,651-3,200	-	-
Assoc Park & Recr Specialist	3	3	3	2,415-2,913	104,328	104,968
Office Asst II-Typing	1	2	2	1,048-1,367	27,592	28,079
Steno	0.8	-	-	1,029-1,339	-	-
Totals	7	6	6	\$208,488	\$174,136	\$175,163
State Grants Section:						
Sr Park & Recr Specialist	1	1	1	2,913-3,518	42,216	42,216
Staff Park & Recr Specialist	1	1	1	2,651-3,200	38,400	38,400
Assoc Park & Recr Specialist	5.2	5	5	2,415-2,913	174,780	174,780
Park And Recr Specialist	2.9	1	1	1,407-2,529	30,006	30,348
Office Asst II-Typing	1.7	1	1	1,048-1,367	14,568	14,568
Asst Clk	0.5	-	-	832-950	-	-
Totals	12.3	9	9	\$353,659	\$299,970	\$300,312
Urban Action & Local Assistance Office:						
Assoc Park & Recr Specialist	0.8	-	-	2,415-2,913	-	-
Park And Recr Specialist	0.1	-	-	1,407-2,529	-	-
Totals	0.9	-	-	\$27,376	-	-
Temporary Help	0.5	2	2	8,813	26,974	26,974
Totals, Recreation And Local As- sistance Office	26.5	21.7	21.7	\$812,605	\$692,009	\$693,378
Planning Division						
Chiefs Office:						
C.E.A. I	1	1	1	2,778-3,690	44,280	44,280
Office Techn-Typing	1	1	1	1,214-1,551	17,042	17,100
Secty	0.9	1	1	1,236-1,512	17,448	17,448
Totals	2.9	3	3	\$73,957	\$78,770	\$78,828
Statewide Planning Section:						
Sr Park & Recr Specialist	0.9	1	1	2,913-3,518	42,216	42,216
Staff Park & Recr Specialist	1.2	1	1	2,651-3,200	38,400	38,400
Assoc Park & Recr Specialist	0.9	1	1	2,415-2,913	34,281	34,956
Park And Recr Specialist	3.8	2	2	1,407-2,529	60,696	60,696
Totals	6.8	5	5	\$214,291	\$175,593	\$176,268
State Park System Planning Section:						
Sr Park & Recr Specialist	1	1	1	2,913-3,518	42,216	42,216
Assoc Park & Recr Specialist	1	1	1	2,415-2,913	34,956	34,956
Assoc Landscape Architect	3	3	3	2,360-2,845	102,152	102,420
Park And Recr Specialist	2.5	2	2	1,407-2,529	57,984	59,328
Secty	1	1	1	1,236-1,512	17,448	17,448
Totals	8.5	8	8	\$259,515	\$254,756	\$256,368
Technical Reports Section:						
Supvy Tech Pub	-	1	1	2,529-3,052	34,551	36,207
Research Writer	-	1	1	2,197-2,651	31,812	31,812
Graphic Artist	-	1	1	1,630-1,959	23,508	23,508
Totals	-	3	3	-	\$89,871	\$91,527
Temporary Help	0.5	2.5	2.5	9,576	35,074	35,074
Overtime	-	-	-	324	-	-
Totals, Planning Division	18.7	21.5	21.5	\$557,663	\$634,064	\$638,065
Resource Protection Division						
Chief's Office:						
C.E.A. I	1	1	1	2,778-3,690	44,280	44,280
Staff Park & Recr Specialist	0.8	1	1	2,651-3,200	38,400	38,400
Assoc Park & Recr Specialist	1.4	1	1	2,415-2,913	34,956	34,956
Staff Services Analyst-Gen	1	-	-	1,407-2,197	-	-
Secty	1	1	1	1,236-1,512	17,448	17,448
Office Asst II-Typing	1	1	1	1,048-1,367	14,568	14,568
Totals	6.2	5	5	\$179,131	\$149,652	\$149,652
Environmental Review Section:						
Staff Park & Recr Specialist	1	1	1	2,651-3,200	38,400	38,400
Assoc Park & Recr Specialist	1	1	1	2,415-2,913	34,956	34,956
Park And Recr Specialist	4	4	4	1,407-2,529	103,418	106,830
Office Asst II-Typing	1	1	1	1,048-1,367	14,568	14,568
Totals	7	7	7	\$195,629	\$191,342	\$194,754
Natural Heritage Section:						
Supvng Park Resource Ecologist	1	-	-	2,717-3,279	-	-
Forester II	1	-	-	2,591-3,128	-	-
Sr St Park Resource Ecologist	2.8	3	3	2,472-2,983	100,752	103,820
Forester I	1	1	1	2,360-2,845	29,322	30,714
Plant Ecologist	0.1	-	-	2,360-2,845	-	-
Assoc Geologist	1	1	1	2,360-2,845	34,140	34,140

3790 DEPARTMENT OF PARKS AND RECREATION—Continued

1
2
3
4
5
6
7
8
9
10
11
12
13
14
15
16
17
18
19
20
21
22
23
24
25
26
27
28
29
30
31
32
33
34
35
36
37
38
39
40
41
42
43
44
45
46
47
48
49
50
51
52
53
54
55
56
57
58
59
60
61
62
63
64
65
66
67
68
69
70
71
72
73
74
75
76
77
78
79
80
81
82
83
84
85
86
87
88
89
90
91
92
93
94
95
96
97
98

ORGANIZATIONAL UNIT Classification	NUMBER OF POSITIONS			EXPENDITURES		
	Filled 1983-84	Authorized 1984-85	Proposed 1985-86	Actual 1983-84	Estimated 1984-85	Proposed 1985-86
				SALARY RANGE		
Assoc Fishery Biologist	1	1	1	2,051-2,472	27,993	29,328
Assoc Park Resource Ecologist	2.2	2	2	2,051-2,472	58,929	59,328
Land & Water Use Analyst	0.4	-	-	1,596-2,251	-	-
Office Techn-Typing	1	1	1	1,214-1,551	16,926	17,100
Totals	11.5	9	9	\$333,364	\$268,062	\$274,430
Cultural Heritage Planning Section:						
State Historian III	1	1	1	2,415-2,913	34,956	34,956
State Historian II	3	3	3	2,002-2,415	85,378	86,828
State Archeologist II	1	1	1	2,002-2,415	28,980	28,980
State Archeologist I	1.5	1	1	1,745-2,098	25,176	25,176
State Historian I	0.3	0.5	0.5	1,745-2,098	11,832	12,396
Office Asst II-Typing	0.3	-	-	1,048-1,367	-	-
Totals	7.1	6.5	6.5	\$187,810	\$186,322	\$188,336
Cultural Heritage Management Section:						
State Archeologist III	0.9	1	1	2,415-2,913	31,568	33,082
State Archeologist II	4.1	3	3	2,002-2,415	85,278	86,604
State Historian II	2	1	1	2,002-2,415	28,980	28,980
Totals	7	5	5	\$195,038	\$145,826	\$148,666
Temporary Help	16.1	7.5	7.5	289,862	101,564	101,564
Overtime	-	-	-	1,372	1,000	1,000
Totals, Resource Protection Division	54.9	40	40	\$1,382,206	\$1,043,768	\$1,058,402
Office Of Interpretive Services						
Chief's Office:						
C.E.A. I	1	1	1	2,778-3,690	44,280	44,280
State Park Interpreter II	1	-	-	2,002-2,415	-	-
State Archeologist I	0	1	1	1,745-2,098	20,940	21,924
Office Techn	1	1	1	1,214-1,551	16,868	17,588
Secty	1	-	-	1,236-1,512	-	-
Office Asst II-Typing	0.8	-	-	1,048-1,367	-	-
Office Asst I-Typing	-	1	1	976-1,126	12,156	12,546
Totals	3.8	4	4	\$95,556	\$94,244	\$96,338
Interpretive Planning Section:						
State Park Interpreter III	1	1	1	2,415-2,913	34,956	34,956
State Park Interpreter II	2	2	2	2,002-2,415	57,624	57,960
State Park Interpreter I	4	3	3	1,745-2,098	71,292	72,276
Totals	7	6	6	\$183,852	\$163,872	\$165,192
Interpretive Development Section:						
Supvr-Exhibit Preparation	1	1	1	2,415-2,913	34,956	34,956
Exhibit Coordinator	2	2	2	2,002-2,415	57,960	57,960
Audio-Visual Asst	1	1	1	1,827-2,197	26,364	26,364
Restoration Work Specialist	0.8	1	1	1,959-2,150	23,508	24,612
State Park Interpreter I	1.2	1	1	1,745-2,098	24,792	25,176
Mill & Cabinet Worker	1	1	1	1,786-1,959	23,508	23,508
Exhibit Specialist	1.3	3	3	1,591-1,912	62,336	64,198
Editorial Techn	0.8	-	-	1,407-1,673	-	-
Exhibit Techn	3.6	3	3	1,401-1,666	56,796	57,528
Totals	12.7	13	13	\$295,133	\$310,220	\$314,302
Interpretive Programs Section:						
Mgr III - State Parks	1	1	1	2,596-3,130	37,560	37,560
Audio-Visual Specialist	1	1	1	2,197-2,651	31,812	31,812
Audio Visual Asst	-	1	1	x-x	26,364	26,364
State Park Interpreter II	1	1	1	2,002-2,415	27,318	28,644
Sr Photographer	1	-	-	1,745-2,098	-	-
Mach Opr III-Process Camera	1	1	1	1,278-1,512	18,144	18,144
Office Asst II-Typing	1	1	1	1,048-1,367	13,698	14,172
Office Asst II-Gen	1	-	-	1,048-1,309	-	-
Office Asst I-Gen	-	1	1	944-1,087	11,790	12,156
Totals	7	7	7	\$158,446	\$166,686	\$168,852
Interpretive Collections Section:						
State Park Interpreter III	1	1	1	2,415-2,913	28,980	30,348
State Park Interpreter II	1	2	2	2,002-2,415	51,756	54,255
State Park Interpreter I	3.1	2	2	1,745-2,098	46,788	49,008
Totals	5.1	5	5	\$128,731	\$127,524	\$133,611
Publications Unit:						
Research Writer	0.2	1	1	2,197-2,651	31,812	31,812
Printing Art Planner	0.3	1	1	1,995-2,403	28,836	28,836
Graphic Artist	0.3	1	1	1,630-1,959	23,508	23,508
Totals	0.8	3	3	\$18,388	\$84,156	\$84,156
Temporary Help	3.3	5	5	59,190	83,383	83,383
Overtime	-	-	-	1,325	1,000	1,000
Totals, Office Of Interpretive Services	39.7	43	43	\$940,621	\$1,031,085	\$1,046,834

3790 DEPARTMENT OF PARKS AND RECREATION—Continued

1
2
3
4
5
6
7
8
9
10
11
12
13
14
15
16
17
18
19
20
21
22
23
24
25
26
27
28
29
30
31
32
33
34
35
36
37
38
39
40
41
42
43
44
45
46
47
48
49
50
51
52
53
54
55
56
57
58
59
60
61
62
63
64
65
66
67
68
69
70
71
72
73
74
75
76
77
78
79
80
81
82
83
84
85
86
87
88
89
90
91
92
93
94
95
96
97
98

ORGANIZATIONAL UNIT Classification	NUMBER OF POSITIONS			EXPENDITURES		
	Filled 1983-84	Authorized 1984-85	Proposed 1985-86	Actual 1983-84	Estimated 1984-85	Proposed 1985-86
Development Division						
Chief's Office:						
C.E.A. II	0.4	1	1	SALARY RANGE		
Sr Estimator-Bldg Constrn	1	1	1	3,052-4,057	36,624	38,400
Secty	1	1	1	2,591-3,128	37,536	37,536
Development Program Management Unit:				1,236-1,512	17,448	17,448
Staff Services Mgr I	0.8	-	-	2,415-2,913	-	-
Mgt Services Techn	1	1	1	1,177-1,565	17,649	18,417
Office Asst II-Typing	1	1	1	1,048-1,367	14,040	14,568
Totals	5.2	5	5	\$123,905	\$123,297	\$126,369
Technical Services Section:						
Graphics Unit:						
Supvr-Drafting Services	1	1	1	1,959-2,360	28,320	28,320
Sr Delineator	2	2	2	1,786-2,150	50,412	51,600
Delineator	2.3	2	2	1,491-1,786	41,676	42,624
Drafting Aid II	1	1	1	1,371-1,630	17,134	17,834
Drafting Aid I	0.1	-	-	1,135-1,321	-	-
Survey Unit:						
Supvng Land Surveyor	1	1	1	2,251-2,717	32,604	32,604
Land Surveyor	1.7	1	1	2,150-2,472	29,664	29,664
Civil Engrng Techn II	3.6	2	2	1,868-2,251	54,024	54,024
Civil Engrng Techn I	3.6	2	2	1,630-1,959	47,016	47,016
Land Survey Techn	2	2	2	1,557-1,786	42,864	42,864
Jr Engrng Techn	0.7	-	-	1,135-1,630	-	-
Totals	19	14	14	\$444,865	\$343,714	\$346,550
Construction Section:						
Supvng Civil Engr	1	1	1	3,128-3,780	45,360	45,360
Sr Civil Engr	3	1	1	2,717-3,279	39,348	39,348
Constrn Supvr II	1	1	1	2,591-3,128	37,536	37,536
Assoc Mech Engr	1	1	1	2,360-2,845	34,140	34,140
Assoc Civil Engr	5	3	3	2,360-2,845	100,126	101,780
Assoc Landscape Architect	1.4	2	2	2,360-2,845	68,280	68,280
Civil Engrng Assoc	3	3	3	2,251-2,717	97,812	97,812
Supvr - Bldg Trades	1.6	1	1	2,051-2,591	28,320	28,320
State Park Interpreter II	0.3	-	-	2,002-2,415	-	-
Regional Adm Off I	0.6	1	1	1,523-2,197	22,434	23,484
Sr Delineator	1	1	1	1,786-2,150	25,800	25,800
Office Asst II-Typing	1.9	1	1	1,048-1,367	14,480	14,568
Totals	20.8	16	16	\$634,035	\$513,636	\$516,428
Project Development Section:						
Architectural Unit:						
Supvng Architect	1	1	1	3,128-3,780	45,182	45,360
Sr Architect	2	2	2	2,717-3,279	77,941	78,696
Restoration Architect	1	-	-	2,360-2,845	-	-
Assoc Architect	5	4	4	2,360-2,845	135,536	136,560
Architectural Assoc	1	1	1	2,251-2,717	32,604	32,604
Energy Resources Specialist I	0.6	-	-	2,197-2,651	-	-
Delineator	0.4	-	-	1,491-1,786	-	-
Steno	1	1	1	1,029-1,339	15,396	15,396
Engineering Unit:						
Supvng Civil Engr	1	1	1	3,128-3,780	45,360	45,360
Sr Civil Engr	2.5	1	1	2,717-3,279	39,046	39,348
Assoc Civil Engr	3.3	4	4	2,360-2,845	136,560	136,560
Assoc Landscape Architect	1.6	1	1	2,360-2,845	34,140	34,140
Civil Engrng Assoc	1	1	1	2,251-2,717	32,604	32,604
Sr Steno	1	1	1	1,236-1,512	17,448	17,448
Landscape Architectural Unit:						
Supvng Landscape Architect	1	1	1	3,128-3,780	45,360	45,360
Sr Landscape Architect	3.8	3	3	2,717-3,279	118,044	118,044
Assoc Civil Engr	2	-	-	2,360-2,845	-	-
Assoc Landscape Architect	13.6	9.8	9.8	2,360-2,845	331,124	334,060
Asst Landscape Architect	3.5	2.5	2.5	1,959-2,360	70,800	70,800
Steno	0.7	1	1	1,029-1,339	15,396	15,396
Totals	47	35.3	35.3	\$1,526,084	\$1,192,541	\$1,197,736
Temporary Help	9.4	0.5	0.5	169,205	11,436	11,436
Overtime	-	-	-	2,095	2,000	2,000
Totals, Development Division	101.4	70.8	70.8	\$2,900,189	\$2,186,624	\$2,200,519
Acquisition Division						
Chief's Office:						
Supvng Landscape Architect	1	1	1	3,128-3,780	45,360	45,360
Assoc Govtl Prog Analyst	1	1	1	2,197-2,651	29,892	31,324
Exec Secty I	-	-	-	1,389-1,653	-	-
Secty	0.9	1	1	1,236-1,512	17,419	17,448
Totals	2.9	3	3	\$87,589	\$92,671	\$94,132
Acquisition Section:						
Sr Landscape Architect	1	1	1	2,717-3,279	39,348	39,348
Assoc Park & Recr Specialist	1.1	-	-	2,415-2,913	-	-
Assoc Landscape Architect	3	3	3	2,360-2,845	102,420	102,420
Assoc Land Agent	2.7	3	3	2,197-2,651	95,436	95,436
Park And Recr Specialist	0.3	-	-	1,407-2,529	-	-

3790 DEPARTMENT OF PARKS AND RECREATION—Continued

1
2
3
4
5
6
7
8
9
10
11
12
13
14
15
16
17
18
19
20
21
22
23
24
25
26
27
28
29
30
31
32
33
34
35
36
37
38
39
40
41
42
43
44
45
46
47
48
49
50
51
52
53
54
55
56
57
58
59
60
61
62
63
64
65
66
67
68
69
70
71
72
73
74
75
76
77
78
79
80
81
82
83
84
85
86
87
88
89
90
91
92
93
94
95
96
97
98

ORGANIZATIONAL UNIT Classification	NUMBER OF POSITIONS			EXPENDITURES		
	Filled 1983-84	Authorized 1984-85	Proposed 1985-86	Actual 1983-84	Estimated 1984-85	Proposed 1985-86
				SALARY RANGE		
Asst Landscape Architect	2.9	1	1	1,959-2,360	28,320	28,320
Asst Land Agent	0.8	-	-	1,827-2,197	-	-
Delineator	0.8	1	1	1,491-1,786	19,341	20,244
Drafting Aid II	0.3	-	-	1,371-1,630	-	-
Office Asst II-Typing	1.3	2	2	1,048-1,367	29,136	29,136
Totals	14.2	11	11	\$397,693	\$314,001	\$314,904
Right Of Way-Ownership Mapping Section:						
Sr Land Agent	1	1	1	2,651-3,200	38,400	38,400
Park Land Off	1	1	1	2,415-2,913	34,956	34,956
Assoc Land Agent	5	5	5	2,197-2,651	166,188	166,188
Civil Engrng Techn II	1	1	1	1,868-2,251	27,012	27,012
Asst Land Agent	1	-	-	1,827-2,197	-	-
Sr Delineator	1	1	1	1,786-2,150	25,800	25,800
Office Asst II-Typing	0.9	1	1	1,048-1,367	-	-
Totals	10.9	10	10	\$322,483	\$292,356	\$292,356
Temporary Help	0.2	-	-	4,657	-	-
Totals, Acquisition Division	28.2	24	24	\$812,422	\$699,028	\$701,392
OHV Recreation Division						
Deputy Directors Office:						
Dep Director	0.6	1	1	4,404	52,848	52,848
Staff Park & Recr Specialist	0.6	-	-	2,651-3,200	-	-
Exec Secty I	0.3	-	-	1,389-1,653	-	-
Secty	0.7	-	-	1,236-1,512	-	-
Professional Services Section:						
Sr. Landscape Architect	0.3	1	1	2,717-3,279	39,348	39,348
Assoc. Landscape Architect	1.8	2	2	2,360-2,845	68,280	68,280
Assoc. Civil Engr.	0.8	1	1	2,360-2,845	34,140	34,140
Land & Water Use Analyst	1	1	1	1,596-2,251	23,417	24,520
Secty	-	1	1	1,236-1,512	17,448	17,448
Technical Services Section:						
Assoc Park & Recr Specialist	1	1	1	2,415-2,913	34,956	34,956
Park And Recr Specialist	1	1	1	1,407-2,529	27,212	28,532
Fiscal Management Section:						
Assoc Govtl Prog Analyst	0.7	1	1	2,197-2,651	30,348	31,812
Field Operations Management Section:						
Mgr III - State Parks	0.8	1	1	2,596-3,130	37,560	37,560
Totals	9.6	11	11	\$293,996	\$365,557	\$369,444
Field Operations:						
Coyote Hills District-Safety:						
Mgr II - State Parks	1	1	1	2,254-2,718	32,616	32,616
Park Ranger III	1	1	1	2,055-2,475	29,700	29,700
Park Ranger II	1.5	1	1	1,873-2,254	27,048	27,048
Park Ranger I	3.4	4	4	1,789-2,055	92,604	93,642
Totals	6.9	7	7	\$166,699	\$181,968	\$183,006
Non-Safety:						
Park Maint Supvr I	1	1	1	1,745-2,098	25,176	25,176
Park Maint Worker II	0.7	1	1	1,591-1,912	22,604	22,944
Park Equipt Opr	1.7	3	3	1,666-1,827	62,109	65,034
Park Maint Worker I	2.1	2	2	1,462-1,745	41,184	41,763
Office Techn-Typing	0.2	1	1	1,214-1,551	14,936	15,512
Totals	5.7	8	8	\$118,533	\$166,009	\$170,429
Hungry Valley District-Safety:						
Mgr II - State Parks	1	1	1	2,254-2,718	32,616	32,616
Park Ranger III	1	1	1	2,055-2,475	29,700	29,700
Park Ranger I	2.9	2	2	1,789-2,055	47,088	47,088
Park Ranger Trainee	-	1	1	1,506-1,716	18,450	19,248
Totals	4.9	5	5	\$118,330	\$127,854	\$128,652
Non-Safety:						
Park Maint Supvr I	1	1	1	1,745-2,098	25,176	25,176
Park Equipt Opr	1	1	1	1,666-1,827	21,924	21,924
Park Maint Worker I	1	1	1	1,462-1,745	18,684	19,542
Totals	3	3	3	\$63,092	\$65,784	\$66,642
Pismo Dunes District-Safety:						
Mgr II - State Parks	0.9	1	1	2,254-2,718	32,494	32,616
Park Ranger III	1	1	1	2,055-2,475	29,700	29,700
Park Ranger II	1	1	1	1,873-2,254	27,048	27,048
Park Ranger I	4.8	4	4	1,789-2,055	93,464	94,176
Park Ranger Trainee	-	1	1	1,506-1,716	18,450	19,248
Totals	7.7	8	8	\$181,930	\$201,156	\$202,788
Non-Safety:						
Park Maint Supvr I	0.3	1	1	1,745-2,098	24,312	25,176
Park Equipt Opr	0.8	1	1	1,666-1,827	20,229	21,186
Park Maint Worker I	1	2	2	1,462-1,745	36,620	38,259
Office Techn-Typing	0.7	1	1	1,214-1,551	14,982	15,561
Park Maint Asst	1.8	2	2	1,342-1,462	32,916	34,356
Totals	4.6	7	7	\$80,673	\$129,059	\$134,538

3790 DEPARTMENT OF PARKS AND RECREATION—Continued

ORGANIZATIONAL UNIT Classification	NUMBER OF POSITIONS			EXPENDITURES		
	Filled 1983-84	Authorized 1984-85	Proposed 1985-86	Actual 1983-84	Estimated 1984-85	Proposed 1985-86
Ocotillo Wells District-Safety:						
Mgr I - State Parks	0.8	1	1	SALARY RANGE		
Park Ranger I	2.4	3	3	2,055-2,475	29,474	29,700
Totals	3.2	4	4	1,789-2,055	70,632	70,632
				\$74,772	\$100,106	\$100,332
Non-Safety:						
Park Maint Asst	1	1	1	1,342-1,462	17,544	17,544
Totals	1	1	1	\$17,046	\$17,544	\$17,544
Temporary Help	42	46.6	46.6	545,846	517,474	517,474
Overtime	-	-	-	26,995	27,000	27,000
Totals, OHV Recreation	88.6	100.6	100.6	\$1,687,912	\$1,899,511	\$1,917,849
Operations Division						
Operations Coordination:						
Coordination Office-Safety:						
Mgr V - State Parks	0.5	-	-	3,130-3,783	-	-
Mgr III - State Parks	0.3	1	1	2,596-3,130	31,152	32,616
Mgr II - State Parks	1.4	2	2	2,254-2,718	64,378	65,232
Totals	2.2	3	3	\$65,689	\$95,530	\$97,848
Non-Safety:						
Staff Services Mgr III	0.5	1	1	2,913-3,518	42,216	42,216
Sr Civil Engr	-	1	1	2,717-3,279	42,329	42,492
Staff Services Mgr II-Supvy	1	-	-	2,651-3,200	-	-
Telecomm Systems Mgr I	0.2	1	1	2,415-2,913	32,682	34,136
Assoc Transp Engr	1	1	1	2,360-2,845	34,140	34,140
Assoc Landscape Architect	1	1	1	2,360-2,845	34,140	34,140
Equipmt Mgt Supvr	1	1	1	2,360-2,845	34,140	34,140
Assoc Govtl Prog Analyst	1.5	1	1	2,197-2,651	31,812	31,812
Telecomm Analyst II	0.6	-	-	2,197-2,651	-	-
Civil Engrng Techn II	1	1	1	1,868-2,251	27,012	27,012
Telecomm Analyst I	0.1	1	1	1,407-2,197	22,009	23,034
Sr Delineator	1	1	1	1,786-2,150	25,404	25,800
Office Techn-Typing	0.6	1	1	1,214-1,551	15,940	16,636
Steno	0.7	1	1	1,029-1,339	12,738	13,158
Totals	10.2	12	12	\$346,187	\$354,562	\$358,716
Temporary Help	2.4	20	20	42,808	288,435	288,435
Overtime	-	-	-	106	-	-
Totals, Operations Coordination Office	14.8	35	35	\$454,790	\$738,527	\$744,999
Northern Region:						
Regional Administration-Safety:						
Mgr V - State Parks	1	1	1	3,130-3,783	43,127	45,221
Mgr III - State Parks	1.8	2	2	2,596-3,130	75,120	75,120
Safety & Enforcement Specialist	1	1	1	2,161-2,605	31,260	31,260
Totals	3.8	4	4	\$130,963	\$149,507	\$151,601
Non-Safety:						
C.E.A. I	1	1	1	2,778-3,690	44,280	44,280
Assoc Landscape Architect	1	1	1	2,360-2,845	32,100	33,628
Regional Adm Off II	0.8	1	1	2,197-2,651	31,812	31,812
Assoc Land Agent	1	1	1	2,197-2,651	31,812	31,812
Park Regional Maint Specialist	0.6	1	1	2,098-2,529	30,348	30,348
Regional Interpretative Specialist	1	1	1	2,098-2,529	30,348	30,348
Assoc Park Resource Ecologist	2	2	2	2,051-2,472	59,271	59,328
State Archeologist II	1	1	1	2,002-2,415	27,106	28,420
State Historian II	1	1	1	2,002-2,415	28,980	28,980
Asst Civil Engr	2	2	2	1,959-2,360	56,640	56,640
Staff Services Analyst-Gen	0.7	1	1	1,407-2,197	23,574	24,696
Property Clk I	0.3	1	1	1,401-1,827	16,812	17,544
Regional Adm Techn	1	1	1	1,321-1,565	18,766	18,780
Personnel Asst I	0.3	1	1	1,126-1,551	14,216	14,752
Office Services Supvr I-Typing	1	1	1	1,214-1,551	17,100	17,100
Office Techn-Gen	0.7	-	-	1,214-1,551	-	-
Secty	1	1	1	1,236-1,512	16,740	17,448
Park Maint Asst	0.6	-	-	1,342-1,462	-	-
Office Asst II-Typing	0.7	-	-	1,048-1,367	-	-
Steno	0.1	1	1	1,029-1,339	13,625	14,087
Word Processing Techn	1	1	1	1,048-1,309	12,744	13,164
Office Asst I-Typing	-	1	1	976-1,126	12,156	12,546
Totals	18.8	21	21	\$464,042	\$518,430	\$525,713
Field Operations:						
Cascade District-Safety:						
Mgr III - State Parks	1	1	1	2,596-3,130	37,560	37,560
Park Ranger IV	1	1	1	2,254-2,718	32,616	32,616
Park Ranger II	2	2	2	1,873-2,254	54,096	54,096
Park Ranger I	10	11	11	1,789-2,055	258,984	258,984
Totals	14	15	15	\$331,894	\$383,256	\$383,256

3790 DEPARTMENT OF PARKS AND RECREATION—Continued

ORGANIZATIONAL UNIT	NUMBER OF POSITIONS			EXPENDITURES		
	Classification	Filled 1983-84	Authorized 1984-85	Proposed 1985-86	Actual 1983-84	Estimated 1984-85
Non-Safety:						
Park Maint Supvr II	1	1	1	1,912-2,303	27,636	27,636
Park Maint Supvr I	2	2	2	1,745-2,098	50,352	50,352
Guide I	1	1	1	1,462-1,745	20,940	20,940
Park Maint Worker I	4.2	5	5	1,462-1,745	100,056	102,804
Regional Adm Techn	1	1	1	1,321-1,565	18,780	18,780
Office Asst II-Typing	1	1	1	1,048-1,367	14,568	14,568
Service Asst-Maint	0.4	-	-	1,239-1,342	-	-
Custodian Historical Monument	1	1	1	1,038-1,294	15,528	15,528
Totals	11.6	12	12	\$228,997	\$247,860	\$250,608
Clear Lake District-Safety:						
Mgr I - State Parks	0.7	1	1	2,055-2,475	28,570	29,700
Park Ranger II	1	1	1	1,873-2,254	27,048	27,048
Park Ranger I	2.5	3	3	1,789-2,055	70,632	70,632
Totals	4.2	5	5	\$98,264	\$126,250	\$127,380
Non-Safety:						
Maint Mechanic	1	1	1	1,868-2,251	24,612	24,612
Park Maint Supvr I	1	1	1	1,745-2,098	25,176	25,176
Park Maint Worker I	0.9	1	1	1,462-1,745	17,544	18,276
Park Maint Asst	1.2	2	2	1,342-1,462	35,088	35,088
Office Asst II-Typing	1	1	1	1,048-1,367	14,568	14,568
Service Asst-Maint	0.5	-	-	1,239-1,342	-	-
Totals	5.6	6	6	\$110,218	\$116,988	\$117,720
Eel River District-Safety:						
Mgr II - State Parks	1	2	2	2,254-2,718	65,232	65,232
Park Ranger III	0.6	2	2	2,055-2,475	53,908	55,536
Park Ranger II	1	1	1	1,873-2,254	27,048	27,048
Park Ranger I	6	10	10	1,789-2,055	235,440	235,440
Totals	8.6	15	15	\$200,520	\$381,628	\$383,256
Non-Safety:						
Park Maint Supvr II	1	1	1	1,912-2,303	27,636	27,636
Maint Mechanic	0.9	1	1	1,868-2,251	23,326	24,428
Park Maint Supvr I	-	1	1	1,745-2,098	25,176	25,176
Tractor Opr-Laborer	0.1	-	-	1,673-2,011	-	-
Park Maint Worker II	1	3	3	1,591-1,912	64,980	65,880
Park Equipt Opr	1.9	2	2	1,666-1,827	43,766	43,848
Park Maint Worker I	1.4	5	5	1,462-1,745	102,071	103,152
Office Techn-Typing	0.5	2	2	1,214-1,551	30,227	31,466
Park Maint Asst	1.7	2	2	1,342-1,462	33,392	34,722
Totals	8.5	17	17	\$174,095	\$350,574	\$356,308
Klamath District-Safety:						
Mgr V - State Parks	0.8	1	1	3,130-3,783	44,171	45,396
Park Ranger IV	1	1	1	2,254-2,718	32,616	32,616
Park Ranger II	2.8	3	3	1,873-2,254	79,638	80,841
Park Ranger I	9.2	11	11	1,789-2,055	258,984	258,984
Totals	13.8	16	16	\$330,840	\$415,409	\$417,837
Non-Safety:						
Park Maint Supvr II	0.8	1	1	1,912-2,303	28,632	28,632
Heavy Equipt Mechanic	1	1	1	1,827-2,197	24,024	24,024
Regional Adm Off I	1	1	1	1,523-2,197	30,012	30,012
Carpenter I	1	1	1	1,786-2,150	23,508	23,508
Park Maint Supvr I	2	2	2	1,745-2,098	50,352	50,352
Park Maint Worker I	6.7	7	7	1,462-1,745	142,850	143,984
Guide I	0.5	-	-	1,462-1,745	-	-
Mechanics Helper	1	1	1	1,401-1,523	18,276	18,276
Park Maint Asst	0.5	1	1	1,342-1,462	16,458	17,178
Office Asst II-Typing	2	2	2	1,048-1,367	29,136	29,136
Acct Clk II	1	1	1	1,087-1,367	16,128	16,128
Service Asst-Maint	0.3	-	-	1,239-1,342	-	-
Totals	17.8	18	18	\$366,252	\$379,376	\$381,230
Lake Oroville District-Safety:						
Mgr III - State Parks	1	1	1	2,596-3,130	37,560	37,560
Park Ranger IV	1	1	1	2,254-2,718	32,616	32,616
Park Ranger II	3.4	3	3	1,873-2,254	81,144	81,144
Park Ranger I	7.7	7	7	1,789-2,055	162,504	164,630
Park Ranger Trainee	-	2	2	1,506-1,716	36,900	38,496
Park Techn	0.2	-	-	1,382-1,639	-	-
Totals	13.3	14	14	\$314,771	\$350,724	\$354,446
Non-Safety:						
Park Maint Supvr II	0.4	1	1	1,912-2,303	22,944	24,024
Maint Mechanic	1	1	1	1,868-2,251	24,612	24,612
Heavy Equipt Mechanic	1	1	1	1,827-2,197	24,024	24,024
Regional Adm Off I	1	1	1	1,523-2,197	26,364	26,364
Park Maint Supvr I	1	1	1	1,745-2,098	25,176	25,176
Park Maint Worker II	1	1	1	1,591-1,912	22,944	22,944
Park Maint Worker I	5.9	6	6	1,462-1,745	125,166	125,640
Office Techn-Gen	1	1	1	1,214-1,551	17,100	17,100
Park Maint Asst	1	1	1	1,342-1,462	17,544	17,544

3790 DEPARTMENT OF PARKS AND RECREATION—Continued

1
2
3
4
5
6
7
8
9
10
11
12
13
14
15
16
17
18
19
20
21
22
23
24
25
26
27
28
29
30
31
32
33
34
35
36
37
38
39
40
41
42
43
44
45
46
47
48
49
50
51
52
53
54
55
56
57
58
59
60
61
62
63
64
65
66
67
68
69
70
71
72
73
74
75
76
77
78
79
80
81
82
83
84
85
86
87
88
89
90
91
92
93
94
95
96
97
98

ORGANIZATIONAL UNIT Classification	NUMBER OF POSITIONS			EXPENDITURES		
	Filled 1983-84	Authorized 1984-85	Proposed 1985-86	Actual 1983-84	Estimated 1984-85	Proposed 1985-86
Janitor	1	1	1	SALARY RANGE		
Totals	14.3	15	15	1,038-1,294	14,376	14,376
Marin District-Safety:				\$294,582	\$320,250	\$321,804
Mgr III - State Parks	1	1	1	2,596-3,130	37,560	37,560
Park Ranger IV	1	1	1	2,254-2,718	32,616	32,616
Park Ranger II	3	3	3	1,873-2,254	81,144	81,144
Park Ranger I	11.8	11	11	1,789-2,055	258,717	258,984
Park Ranger Trainee	-	1	1	1,506-1,716	18,450	19,248
Totals	16.8	17	17	\$394,564	\$428,487	\$429,552
Non-Safety:						
Park Maint Supvr III	1	1	1	2,098-2,529	30,348	30,348
Water & Sewage Plant Supvr	1	1	1	2,146-2,361	25,752	25,752
Heavy Equipmt Mechanic	1	1	1	1,827-2,197	24,024	24,024
Park Maint Supvr I	3	3	3	1,745-2,098	75,528	75,528
Park Maint Worker II	1	1	1	1,591-1,912	22,944	22,944
Boat Opr	2	2	2	1,557-1,868	44,832	44,832
Park Equipmt Opr	0.7	-	-	1,666-1,827	-	-
Park Maint Worker I	7	9	9	1,462-1,745	178,821	181,080
Regional Adm Techn	1	1	1	1,321-1,565	18,780	18,780
Park Maint Asst	1.3	3	3	1,342-1,462	50,696	52,144
Office Asst II-Typing	0.3	1	1	1,048-1,367	13,059	13,479
Service Asst-Maint	1.6	1	1	1,239-1,342	15,888	16,104
Totals	20.9	24	24	\$441,871	\$500,672	\$505,015
Mendocino District-Safety:						
Mgr III - State Parks	1	1	1	2,596-3,130	37,416	37,560
Park Ranger IV	1	1	1	2,254-2,718	32,616	32,616
Park Ranger II	1.9	2	2	1,873-2,254	54,096	54,096
Park Ranger I	9.5	7	7	1,789-2,055	164,808	164,808
Park Ranger Trainee	-	3	3	1,506-1,716	55,350	57,744
Totals	13.4	14	14	\$315,680	\$344,286	\$346,824
Non-Safety:						
Park Maint Supvr II	1	1	1	1,912-2,303	27,636	27,636
Maint Mechanic	1	1	1	1,868-2,251	24,612	24,612
Auto Mechanic	1	1	1	1,666-2,002	21,924	21,924
Park Maint Worker II	0.7	1	1	1,591-1,912	19,092	19,992
Park Maint Worker I	3.6	4	4	1,462-1,745	78,966	80,622
Regional Adm Techn	1	1	1	1,321-1,565	18,780	18,780
Park Maint Asst	0.1	-	-	1,342-1,462	-	-
Dispatcher-Clk	1	1	1	1,214-1,425	16,114	16,810
Totals	9.4	10	10	\$191,391	\$207,124	\$210,376
Napa District-Safety:						
Mgr I - State Parks	1	1	1	2,055-2,475	29,700	29,700
Park Ranger II	1	1	1	1,873-2,254	25,150	26,341
Park Ranger I	2	2	2	1,789-2,055	47,088	47,088
Totals	4	4	4	\$94,746	\$101,938	\$103,129
Non-Safety:						
Park Maint Supvr I	1	1	1	1,745-2,098	25,176	25,176
Park Maint Worker I	1.6	2	2	1,462-1,745	38,484	39,216
Park Maint Asst	0.5	1	1	1,342-1,462	16,873	17,544
Service Asst-Maint	0.5	-	-	1,239-1,342	-	-
Totals	3.6	4	4	\$71,986	\$80,533	\$81,936
Piercy District-Safety:						
Mgr II - State Parks	1	-	-	2,254-2,718	-	-
Park Ranger III	0.8	-	-	2,055-2,475	-	-
Park Ranger I	3.8	-	-	1,789-2,055	-	-
Totals	5.6	-	-	\$134,105	-	-
Non-Safety:						
Park Maint Supvr I	1	-	-	1,745-2,098	-	-
Park Maint Worker II	1	-	-	1,591-1,912	-	-
Park Maint Worker I	2.2	-	-	1,462-1,745	-	-
Office Tech-Typing	0.8	-	-	1,214-1,551	-	-
Totals	5	-	-	\$101,539	-	-
Russian River District-Safety:						
Mgr III - State Parks	1	1	1	2,596-3,130	37,560	37,560
Park Ranger IV	1	1	1	2,254-2,718	32,250	32,616
Park Ranger II	2.4	3	3	1,873-2,254	79,442	80,639
Park Ranger I	10.8	10	10	1,789-2,055	234,728	235,440
Park Ranger Trainee	-	1	1	1,506-1,716	18,450	19,248
Totals	15.2	16	16	\$355,157	\$402,430	\$405,503
Non-Safety:						
Park Maint Supvr II	1	1	1	1,912-2,303	27,636	27,636
Maint Mechanic	0.6	1	1	1,868-2,251	24,612	24,612
Heavy Equipmt Mechanic	1	1	1	1,827-2,197	24,024	24,024
Park Maint Supvr I	1.6	2	2	1,745-2,098	47,780	48,840
Park Equipmt Opr	1.2	2	2	1,666-1,827	43,848	43,848
Park Maint Worker I	2.4	3	3	1,462-1,745	59,424	60,156

3790 DEPARTMENT OF PARKS AND RECREATION—Continued

ORGANIZATIONAL UNIT	NUMBER OF POSITIONS			EXPENDITURES		
	Classification	Filled 1983-84	Authorized 1984-85	Proposed 1985-86	Actual 1983-84	Estimated 1984-85
SALARY RANGE						
Regional Adm Techn	0.6	1	1	1,321-1,565	16,756	17,488
Park Maint Asst	4.3	5	5	1,342-1,462	86,870	87,598
Office Asst II-Typing	1	1	1	1,048-1,367	14,568	14,568
Service Asst-Maint	1.1	1	1	1,239-1,342	15,407	16,050
Maint-Service Occupational Trainee ..	0.6	-	-	918-985	-	-
Totals	15.4	18	18	\$294,494	\$360,925	\$364,820
Sonoma District-Safety:						
Mgr II - State Parks	1	1	1	2,254-2,718	32,616	32,616
Park Ranger III	0.9	1	1	2,055-2,475	28,909	29,700
Park Ranger II	2	2	2	1,873-2,254	54,096	54,096
Park Ranger I	7.4	8	8	1,789-2,055	188,352	188,352
Totals	11.3	12	12	\$263,773	\$303,973	\$304,764
Non-Safety:						
Park Maint Supvr II	1	1	1	1,912-2,303	27,636	27,636
Maint Mechanic	1	1	1	1,868-2,251	24,612	24,612
Park Maint Supvr I	1	1	1	1,745-2,098	25,176	25,176
Guide I	2	2	2	1,462-1,745	41,880	41,880
Park Maint Worker I	1.3	3	3	1,462-1,745	56,760	58,308
Park Landscape Maint Techn	1	1	1	1,462-1,745	20,940	20,940
Groundskeeper	0.6	1	1	1,342-1,666	17,239	17,971
Office Techn-Gen	1	1	1	1,214-1,551	17,100	17,100
Park Maint Asst	1.5	2	2	1,342-1,462	34,783	35,088
Service Asst-Maint	1.9	2	2	1,239-1,342	31,511	32,154
Maint-Service Occupational Trainee ..	0.6	-	-	918-985	-	-
Totals	12.9	15	15	\$248,477	\$297,637	\$300,865
Other:						
Temporary Help	182.3	128.8	128.8	2,369,947	1,914,160	1,914,160
Overtime	-	-	-	70,911	71,000	71,000
Totals, Northern Region	450.1	420.8	420.8	\$8,394,079	\$8,753,417	\$8,809,103
Central Coast Region:						
Regional Administration-Safety:						
Mgr V - State Parks	1	1	1	3,130-3,783	44,521	45,396
Mgr III - State Parks	1.5	3	3	2,596-3,130	110,130	111,816
Safety & Enforcement Specialist	1	1	1	2,161-2,605	31,260	31,260
Totals	3.5	5	5	\$120,779	\$185,911	\$188,472
Non-Safety:						
C.E.A. II	1	1	1	3,052-4,057	48,684	48,684
Assoc Civil Engr	1	1	1	2,360-2,845	34,140	34,140
Assoc Land Agent	1	1	1	2,197-2,651	31,812	31,812
Regional Adm Off II	1	1	1	2,197-2,651	31,812	31,812
Park Regional Maint Specialist	1	1	1	2,098-2,529	30,348	30,348
Regional Interpretative Specialist	1	1	1	2,098-2,529	30,348	30,348
Assoc Park Resource Ecologist	0.4	1	1	2,051-2,472	25,008	26,204
State Historian II	1	1	1	2,002-2,415	28,980	28,980
Staff Services Analyst-Gen	0.4	1	1	1,407-2,197	16,884	17,604
Property Clk I	1	1	1	1,401-1,827	19,992	19,992
Sr Acct Clk	1	1	1	1,214-1,551	17,100	17,100
Personnel Asst I	1	2	2	1,126-1,551	31,050	32,262
Office Techn-Typing	0.5	1	1	1,214-1,551	14,844	15,414
Secty	0.4	1	1	1,236-1,512	15,365	15,998
Sr Word Processing Techn	1	1	1	1,260-1,486	17,832	17,832
Acct Clk II	0.3	2	2	1,087-1,367	26,853	27,738
Off Asst II-Typing	1.6	3	3	1,048-1,367	41,611	42,526
Word Processing Techn	0.2	-	-	1,048-1,309	-	-
Asst Clk	0.8	-	-	832-950	-	-
Totals	15.6	21	21	\$364,270	\$462,663	\$468,794
Field Operations:						
Big Sur District-Safety:						
Mgr III - State Parks	1	1	1	2,596-3,130	37,416	37,560
Park Ranger III	1	1	1	2,055-2,475	29,700	29,700
Park Ranger II	2	2	2	1,873-2,254	54,096	54,096
Park Ranger I	7	8	8	1,789-2,055	188,352	188,352
Totals	11	12	12	\$261,294	\$309,564	\$309,708
Non-Safety:						
Maint Mechanic	1	1	1	1,868-2,251	24,612	24,612
Park Maint Supvr I	0.8	1	1	1,745-2,098	22,689	23,754
Park Maint Worker II	1	1	1	1,591-1,912	22,944	22,944
Park Maint Worker I	1.6	2	2	1,462-1,745	40,772	41,568
Regional Adm Techn	1	1	1	1,321-1,565	18,766	18,780
Park Maint Asst	1.8	2	2	1,342-1,462	35,088	35,088
Totals	7.2	8	8	\$142,209	\$164,871	\$166,746
Channel Coast District-Safety:						
Mgr III - State Parks	-	1	1	2,596-3,130	36,552	37,560
Park Ranger IV	-	1	1	2,254-2,718	32,494	32,616
Park Ranger II	-	3	3	2,055-2,475	79,736	80,942
Lifeguard Supvr I	-	1.3	1	1,873-2,254	33,117	27,048
Park Ranger I	-	9	9	1,789-2,055	210,492	210,828
Lifeguard	-	0.7	1	1,634-1,962	16,416	22,584

3790 DEPARTMENT OF PARKS AND RECREATION—Continued

ORGANIZATIONAL UNIT Classification	NUMBER OF POSITIONS			EXPENDITURES		
	Filled 1983-84	Authorized 1984-85	Proposed 1985-86	Actual 1983-84	Estimated 1984-85	Proposed 1985-86
Totals	-	16	16	-	\$408,807	\$411,578
Non-Safety:						
Park Maint Supvr II	-	1	1	1,912-2,303	27,212	27,636
Park Maint Supvr I	-	2	2	1,745-2,098	50,064	50,352
Auto Mechanic	-	1	1	1,666-2,002	21,924	21,924
Park Maint Worker II	-	1	1	1,591-1,912	22,944	22,944
Park Equipt Opr	-	1	1	1,666-1,827	20,071	21,022
Park Maint Worker I	-	4	4	1,462-1,745	83,523	83,760
Groundskeeper	-	3	3	1,342-1,666	53,010	53,730
Park Maint Asst	-	3	3	1,342-1,462	51,839	52,632
Dispatcher-Clk	-	1	1	1,214-1,425	17,100	17,100
Office Asst II-Typing	-	1	1	1,048-1,367	13,584	14,040
Service Asst-Maint	-	1	1	1,239-1,342	15,358	15,996
Totals	-	19	19	-	\$376,629	\$381,136
Diablo District-Safety:						
Mgr II - State Parks	0.8	1	1	2,254-2,718	31,762	32,616
Park Ranger III	1	1	1	2,055-2,475	29,700	29,700
Park Ranger II	2	2	2	1,873-2,254	54,096	54,096
Park Ranger I	5.5	6	6	1,789-2,055	141,264	141,264
Totals	9.3	10	10	\$218,673	\$256,822	\$257,676
Non-Safety:						
Park Maint Supvr I	1	1	1	1,745-2,098	25,176	25,176
Park Maint Worker I	2.8	4	4	1,462-1,745	80,364	81,096
Park Landscape Maint Techn	0.7	1	1	1,462-1,745	18,512	19,306
Office Techn-Typing	1	1	1	1,214-1,551	17,100	17,100
Park Maint Asst	1	1	1	1,342-1,462	17,544	17,544
Custodian Historical Monument	0.4	1	1	1,038-1,294	12,999	13,417
Totals	6.9	9	9	\$134,647	\$171,695	\$173,639
Cabilan Mountains District-Safety:						
Mgr III - State Parks	0.3	-	-	2,596-3,130	-	-
Mgr II - State Parks	0.7	1	1	2,254-2,718	32,616	32,616
Park Ranger III	1	1	1	2,055-2,475	29,700	29,700
Park Ranger II	1	1	1	1,873-2,254	27,048	27,048
Park Ranger I	3.1	4	4	1,789-2,055	94,176	94,176
Totals	6.1	7	7	\$151,232	\$183,540	\$183,540
Non-Safety:						
Park Maint Supvr I	0.6	1	1	1,745-2,098	24,696	25,176
Park Maint Worker I	1.9	2	2	1,462-1,745	41,643	41,880
Groundskeeper	0.9	1	1	1,342-1,666	17,117	17,849
Regional Adm Techn	1	1	1	1,321-1,565	18,738	18,780
Park Maint Asst	1	1	1	1,342-1,462	17,544	17,544
Custodian Historical Monument	1.1	1	1	1,038-1,294	14,424	15,000
Totals	6.5	7	7	\$114,913	\$134,162	\$136,229
Gaviota District-Safety:						
Mgr III - State Parks	1	1	1	2,596-3,130	37,560	37,560
Park Ranger IV	1	1	1	2,254-2,718	32,616	32,616
Park Ranger II	1.8	2	2	1,873-2,254	54,096	54,096
Lifeguard Supvr I	1	1	1	1,873-2,254	27,048	27,048
Park Ranger I	4.6	5	5	1,789-2,055	117,720	117,720
Totals	9.4	10	10	\$232,553	\$269,040	\$269,040
Non-Safety:						
Park Maint Supvr II	1	1	1	1,912-2,303	27,636	27,636
Maint Mechanic	0.9	1	1	1,868-2,251	22,416	23,508
Auto Mechanic	0.8	1	1	1,666-2,002	21,514	21,924
Park Maint Worker II	1	2	2	1,591-1,912	42,036	42,936
Park Maint Worker I	1	2	2	1,462-1,745	41,880	41,880
Regional Adm Techn	1	1	1	1,321-1,565	17,061	17,793
Park Maint Asst	3.7	4	4	1,342-1,462	69,993	70,176
Office Asst II-Typing	0.6	1	1	1,048-1,367	13,199	13,622
Service Asst-Maint	0.2	-	-	1,239-1,342	-	-
Office Asst I-Typing	0.4	-	-	976-1,126	-	-
Totals	10.6	13	13	\$199,676	\$255,735	\$259,475
La Purisima Mission District-Safety:						
Mgr I - State Parks	0.7	1	1	2,055-2,475	29,135	29,700
Park Ranger I	1.7	2	2	1,789-2,055	47,088	47,088
Totals	2.4	3	3	\$56,457	\$76,223	\$76,788
Non-Safety:						
Park Maint Supvr I	1	1	1	1,745-2,098	25,176	25,176
Park Maint Worker I	1	1	1	1,462-1,745	20,940	20,940
Park Maint Asst	1	1	1	1,342-1,462	17,544	17,544
Custodian Historical Monument	1	1	1	1,038-1,294	14,664	15,240
Totals	4	4	4	\$75,606	\$78,324	\$78,900
Monterey District-Safety:						
Mgr II - State Parks	1	1	1	2,254-2,718	32,616	32,616
Park Ranger III	1	1	1	2,055-2,475	29,700	29,700
Park Ranger II	2	2	2	1,873-2,254	54,096	54,096
Park Ranger I	5.8	7	7	1,789-2,055	163,848	164,352

3790 DEPARTMENT OF PARKS AND RECREATION—Continued

ORGANIZATIONAL UNIT Classification	NUMBER OF POSITIONS			EXPENDITURES		
	Filled 1983-84	Authorized 1984-85	Proposed 1985-86	Actual 1983-84	Estimated 1984-85	Proposed 1985-86
Totals	9.8	11	11	SALARY RANGE \$233,654	\$280,260	\$280,764
Non-Safety:						
Park Maint Supvr II	1	1	1	1,912-2,303	27,636	27,636
Park Maint Worker II	1	1	1	1,591-1,912	22,944	22,944
Guide I	1.7	2	2	1,462-1,745	38,484	39,216
Park Maint Worker I	2	3	3	1,462-1,745	58,871	59,790
Park Landscape Maint Techn	1	1	1	1,462-1,745	20,940	20,940
Groundskeeper	2.5	3	3	1,342-1,666	54,828	54,828
Office Techn-Typing	0.8	1	1	1,214-1,551	14,568	15,120
Park Maint Asst	0.9	1	1	1,342-1,462	16,340	17,056
Service Asst-Maint	0.3	1	1	1,239-1,342	15,358	15,996
Custodian Historical Monument	1	1	1	1,038-1,294	14,424	15,000
Janitor	0.9	1	1	1,038-1,294	12,834	13,242
Totals	13.1	16	16	\$245,339	\$297,227	\$301,768
Pajaro Coast District-Safety:						
Mgr III - State Parks	1	1	1	2,596-3,130	37,560	37,560
Park Ranger IV	1	1	1	2,254-2,718	27,048	28,344
Park Ranger II	3	3	3	1,873-2,254	75,360	77,640
Park Ranger I	10.2	11	11	1,789-2,055	258,780	259,833
Lifeguard	1	1	1	1,634-1,962	22,565	23,544
Park Ranger Trainee	-	1	1	1,506-1,716	18,450	19,248
Park Techn	0.3	-	-	1,382-1,639	-	-
Totals	16.5	18	18	\$381,398	\$439,763	\$446,169
Non-Safety:						
Park Maint Supvr II	1	1	1	1,912-2,303	27,636	27,636
Maint Mechanic	1	1	1	1,868-2,251	27,012	27,012
Heavy Equipt Mechanic	1	1	1	1,827-2,197	24,024	24,024
Regional Adm Off I	0.8	1	1	1,523-2,197	22,859	23,934
Park Maint Supvr I	2	2	2	1,745-2,098	50,352	50,352
Park Maint Worker II	1.8	2	2	1,591-1,912	45,633	45,888
Park Equipt Opr	1.8	2	2	1,666-1,827	43,848	43,848
Park Maint Worker I	4.4	5	5	1,462-1,745	97,908	99,372
Park Maint Asst	2.6	3	3	1,342-1,462	51,310	52,022
Office Asst II-Typing	0.5	1	1	1,048-1,367	13,850	14,348
Service Asst-Maint	0.3	1	1	1,239-1,342	15,618	16,104
Totals	17.2	20	20	\$359,432	\$420,050	\$424,540
San Francisco District-Safety:						
Mgr I - State Parks	0.3	1	1	2,055-2,475	29,700	29,700
Park Ranger II	0.6	1	1	1,873-2,254	22,476	23,544
Park Ranger I	2.9	4	4	1,789-2,055	92,772	93,820
Park Ranger Trainee	-	1	1	1,506-1,716	18,450	19,248
Totals	3.8	7	7	\$85,285	\$163,398	\$166,312
Non-Safety:						
Park And Rec Specialist	0.8	-	-	1,407-2,529	-	-
Park Maint Supvr I	0.2	1	1	1,745-2,098	22,094	23,124
Park Maint Worker I	1	1	1	1,462-1,745	19,617	20,545
Park Landscape Maint Techn	0.6	1	1	1,462-1,745	20,628	20,940
Park Maint Asst	-	1	1	1,342-1,462	16,458	17,178
Office Asst II-Typing	1	1	1	1,048-1,367	14,568	14,568
Service Asst-Maint	0.2	1	1	1,239-1,342	15,162	15,780
Totals	3.8	6	6	\$71,432	\$108,527	\$112,135
San Luis Obispo District-Safety:						
Mgr III - State Parks	0.9	1	1	2,596-3,130	35,695	37,416
Park Ranger IV	1	1	1	2,254-2,718	32,616	32,616
Park Ranger II	2	2	2	1,873-2,254	54,096	54,096
Park Ranger I	9.6	9	9	1,789-2,055	211,896	211,896
Park Ranger Trainee	-	1	1	1,506-1,716	18,450	19,248
Totals	13.5	14	14	\$315,376	\$352,753	\$355,272
Non-Safety:						
Park Maint Supvr III	1	1	1	2,098-2,529	30,348	30,348
Heavy Equipt Mechanic	0.3	1	1	1,827-2,197	21,924	22,944
Regional Adm Off I	1	1	1	1,523-2,197	24,024	25,176
Park Maint Supvr I	2	2	2	1,745-2,098	50,352	50,352
Auto Mechanic	0.6	1	1	1,666-2,002	19,992	20,940
Park Maint Worker I	4.7	5	5	1,462-1,745	104,700	104,700
Mechanics Helper	0.4	-	-	1,401-1,523	-	-
Park Maint Asst	4.4	5	5	1,342-1,462	85,365	86,988
Office Asst II-Typing	2	2	2	1,048-1,367	29,136	29,136
Service Asst-Maint	0.3	-	-	1,239-1,342	-	-
Totals	16.7	18	18	\$329,166	\$365,841	\$370,584
San Mateo Coast District-Safety:						
Mgr II - State Parks	1	1	1	2,254-2,718	32,616	32,616
Park Ranger III	1	1	1	2,055-2,475	29,700	29,700
Park Ranger II	2	2	2	1,873-2,254	54,096	54,096
Park Ranger I	7.7	6	6	1,789-2,055	140,374	141,264
Park Ranger Trainee	-	2	2	1,506-1,716	36,900	38,496
Totals	11.7	12	12	\$271,492	\$293,686	\$296,172

3790 DEPARTMENT OF PARKS AND RECREATION—Continued

1
2
3
4
5
6
7
8
9
10
11
12
13
14
15
16
17
18
19
20
21
22
23
24
25
26
27
28
29
30
31
32
33
34
35
36
37
38
39
40
41
42
43
44
45
46
47
48
49
50
51
52
53
54
55
56
57
58
59
60
61
62
63
64
65
66
67
68
69
70
71
72
73
74
75
76
77
78
79
80
81
82
83
84
85
86
87
88
89
90
91
92
93
94
95
96
97
98

ORGANIZATIONAL UNIT Classification	NUMBER OF POSITIONS			EXPENDITURES		
	Filled 1983-84	Authorized 1984-85	Proposed 1985-86	Actual 1983-84	Estimated 1984-85	Proposed 1985-86
Non-Safety:				SALARY RANGE		
Park Maint Supvr I	1	1	1	1,745-2,098	23,934	25,080
Park Maint Worker II	1	1	1	1,591-1,912	22,944	22,944
Park Maint Worker I	1.9	2	2	1,462-1,745	38,484	39,216
Office Techn-Typing	1	1	1	1,214-1,551	17,100	17,100
Park Maint Asst	1.9	2	2	1,342-1,462	35,088	35,088
Service Asst-Maint	1.3	2	2	1,239-1,342	31,413	32,046
Totals	8.1	9	9	\$147,980	\$168,963	\$171,474
San Simeon District-Safety:						
Mgr IV - State Parks	0.8	-	-	2,849-3,439	-	-
Park Ranger IV	1	-	-	2,254-2,718	-	-
Park Ranger II	3	-	-	1,873-2,254	-	-
Park Ranger I	7.8	-	-	1,789-2,055	-	-
Park Techn	1	-	-	1,382-1,639	-	-
Totals	13.6	-	-	\$315,829	-	-
Non-Safety:						
C.E.A. I	0.2	-	-	2,778-3,690	-	-
Park Maint Supvr III	1	-	-	2,098-2,529	-	-
Supvng Groundskeeper II	0.3	-	-	1,745-2,303	-	-
Regional Adm Off I	1	-	-	1,523-2,197	-	-
Park Maint Supvr I	2	-	-	1,745-2,098	-	-
Supvr-Guides Historical Monument	1	-	-	1,745-2,098	-	-
Supvng Groundskeeper I	0.7	-	-	1,591-2,098	-	-
Auto Mechanic	0.8	-	-	1,666-2,002	-	-
Park Maint Worker II	1	-	-	1,591-1,912	-	-
Guide II	4	-	-	1,591-1,912	-	-
Park Equipt Opr	0.7	-	-	1,666-1,827	-	-
Property Clk I	0.2	-	-	1,401-1,827	-	-
Park Maint Worker I	7.6	-	-	1,462-1,745	-	-
Guide I	11.2	-	-	1,462-1,745	-	-
Groundskeeper	5.4	-	-	1,342-1,666	-	-
Office Techn-Gen	1	-	-	1,214-1,551	-	-
Park Maint Asst	1	-	-	1,342-1,462	-	-
Office Services Supvr I-Cashiering	1	-	-	1,214-1,425	-	-
Asst Supvng Housekeeper	1	-	-	1,198-1,407	-	-
Acct Clk II	1	-	-	1,087-1,367	-	-
Office Asst II-Typing	1.3	-	-	1,048-1,367	-	-
Service Asst-Maint	1.7	-	-	1,239-1,342	-	-
Custodian Historical Monument	11.6	-	-	1,038-1,294	-	-
Security Guard	0.6	-	-	1,075-1,246	-	-
Service Asst-Warehouse-Stores	0.8	-	-	1,038-1,198	-	-
Totals	58.1	-	-	\$1,066,302	-	-
Santa Cruz Mountains Dist-Safety:						
Mgr IV - State Parks	0.9	1	1	2,849-3,439	41,268	41,268
Park Ranger IV	0.8	1	1	2,254-2,718	32,616	32,616
Park Ranger II	4	4	4	1,873-2,254	107,990	108,192
Park Ranger I	15.5	15	15	1,789-2,055	353,160	353,160
Park Ranger Trainee	-	1	1	1,506-1,716	18,450	19,248
Totals	21.2	22	22	\$489,041	\$553,484	\$554,484
Non-Safety:						
Park Maint Supvr III	1	1	1	2,098-2,529	30,348	30,348
Water & Sewage Plant Supvr	2	2	2	2,146-2,361	51,504	51,504
Heavy Equipt Mechanic	1	1	1	1,827-2,197	24,024	24,024
Regional Adm Off I	0.6	1	1	1,523-2,197	18,480	19,317
Carpenter I	1	1	1	1,786-2,150	22,598	23,508
Park Maint Supvr I	1.8	2	2	1,745-2,098	49,488	50,352
Tractor Opr-Laborer	0.1	-	-	1,673-2,011	-	-
Park Maint Worker II	1.6	2	2	1,591-1,912	40,852	42,766
Park Equipt Opr	1.9	2	2	1,666-1,827	43,766	43,848
Lab Techn-Chemical Analysis	0.8	1	1	1,491-1,786	21,432	21,432
Park Maint Worker I	5.2	7	7	1,462-1,745	137,569	141,887
Sr Steno	1	1	1	1,236-1,512	17,448	17,448
Park Maint Asst	3.4	4	4	1,342-1,462	68,907	69,810
Acct Clk II	0.3	1	1	1,087-1,367	13,374	13,812
Office Asst II-Typing	0.2	1	1	1,048-1,367	13,024	13,444
Service Asst-Maint	0.2	-	-	1,239-1,342	-	-
Totals	22.1	27	27	\$454,929	\$552,814	\$563,500
Other:						
Temporary Help	258.1	132.6	132.6	3,355,851	2,013,927	2,013,927
Overtime	-	-	-	83,625	66,000	66,000
Totals, Central Coast Region	579.8	456.6	456.6	\$10,278,440	\$9,410,679	\$9,484,822
Inland Region:						
Regional Administration-Safety:						
Mgr V - State Parks	0.6	1	1	3,130-3,783	39,541	41,437
Mgr III - State Parks	1.6	2	2	2,596-3,130	68,004	70,962
Aquatic Specialist	1	1	1	2,161-2,605	31,260	31,260
Safety & Enforcement Specialist	1	1	1	2,161-2,605	31,260	31,260
Totals	4.2	5	5	\$133,071	\$170,065	\$174,919

3790 DEPARTMENT OF PARKS AND RECREATION—Continued

ORGANIZATIONAL UNIT Classification	NUMBER OF POSITIONS			EXPENDITURES		
	Filled 1983-84	Authorized 1984-85	Proposed 1985-86	Actual 1983-84	Estimated 1984-85	Proposed 1985-86
Non-Safety:				SALARY RANGE		
C.E.A. I	0.2	1	1	2,778-3,690	36,375	38,139
Assoc Land Agent	0.4	-	-	2,197-2,651	-	-
Regional Adm Off II	1	1	1	2,197-2,651	31,324	31,812
Park Regional Maint Specialist	1	1	1	2,098-2,529	30,348	30,348
Regional Interpretative Specialist	0.9	1	1	2,098-2,529	29,094	30,348
Assoc Park Resource Ecologist	0.1	-	-	2,051-2,472	-	-
Property Clk I	1	1	1	1,401-1,827	19,992	19,992
Regional Adm Techn	0.2	1	1	1,321-1,565	16,520	17,222
Actg Techn	1	2	2	1,214-1,551	31,668	32,220
Personnel Asst I	1	2	2	1,126-1,551	32,196	32,652
Secy	1	1	1	1,236-1,512	17,448	17,448
Office Asst II-Typing	1.3	3	3	1,048-1,367	42,078	43,044
Totals	9.1	14	14	\$193,158	\$287,043	\$293,225
Field Operations:						
Calaveras District-Safety:						
Mgr II - State Parks	1	1	1	2,254-2,718	32,616	32,616
Park Ranger III	0.1	-	-	2,055-2,475	-	-
Park Ranger I	4	4	4	1,789-2,055	94,176	94,176
Totals	5.1	5	5	\$119,038	\$126,792	\$126,792
Non-Safety:						
Assoc Park Resource Ecologist	0.8	1	1	2,051-2,472	25,602	26,810
Park Interpreter II	-	1	1	2,002-2,415	27,000	28,308
Park Maint Supvr I	1	1	1	1,745-2,098	25,176	25,176
Park Maint Worker I	2.8	3	3	1,462-1,745	62,820	62,820
Office Techn-Gen	1	1	1	1,214-1,551	16,984	17,100
Park Maint Asst	0.7	1	1	1,342-1,462	17,544	17,544
Totals	6.3	8	8	\$129,252	\$175,126	\$177,758
Columbia District-Safety:						
Mgr II - State Parks	0.9	1	1	2,254-2,718	32,372	32,616
Park Ranger III	0.9	1	1	2,055-2,475	29,700	29,700
Park Ranger I	2	2	2	1,789-2,055	47,088	47,088
Totals	3.8	4	4	\$95,548	\$109,160	\$109,404
Non-Safety:						
Park Maint Supvr I	1	1	1	1,745-2,098	25,176	25,176
Park Maint Worker II	0.8	1	1	1,591-1,912	19,092	19,992
Park Maint Worker I	3.3	4	4	1,462-1,745	83,128	83,760
Office Techn-Typing	0.8	1	1	1,214-1,551	14,982	15,561
Service Asst-Maint	0.4	-	-	1,239-1,342	-	-
Steno	0.2	-	-	1,029-1,339	-	-
Custodian Historical Monument	0.6	1	1	1,038-1,294	15,528	15,528
Totals	7.1	8	8	\$136,749	\$157,906	\$160,017
Delta District-Safety:						
Mgr I - State Parks	1	1	1	2,055-2,475	29,700	29,700
Park Ranger I	1.6	1	1	1,789-2,055	23,544	23,544
Park Ranger Trainee	-	1	1	1,506-1,716	18,450	19,248
Totals	2.6	3	3	\$62,229	\$71,694	\$72,492
Non-Safety:						
Park Maint Worker II	0.8	1	1	1,591-1,912	21,268	22,264
Park Maint Asst	1	1	1	1,342-1,462	17,544	17,544
Totals	1.8	2	2	\$35,198	\$38,812	\$39,808
American River District-Safety:						
Mgr IV - State Parks	1	1	1	2,849-3,439	40,797	41,268
Park Ranger IV	1	1	1	2,254-2,718	32,616	32,616
Park Ranger II	4	4	4	1,873-2,254	108,192	108,192
Park Ranger I	19	17	17	1,789-2,055	400,044	401,097
Park Ranger Trainee	-	2	2	1,506-1,716	36,900	38,496
Park Techn	0.3	-	-	1,382-1,639	-	-
Totals	25.3	25	25	\$581,569	\$618,549	\$621,669
Non-Safety:						
Park Maint Supvr II	1	1	1	1,912-2,303	27,636	27,636
Maint Mechanic	0.7	1	1	1,868-2,251	22,416	23,508
Heavy Equipt Mechanic	0.1	1	1	1,827-2,197	22,094	23,124
Regional Adm Off I	1	1	1	1,523-2,197	26,364	26,364
Park Maint Supvr I	2	2	2	1,745-2,098	50,352	50,352
Park Maint Worker II	0.3	1	1	1,591-1,912	22,244	22,944
Park Equipt Opr	0.3	1	1	1,666-1,827	20,703	21,678
Park Maint Worker I	3.5	4	4	1,462-1,745	81,063	82,137
Park Landscape Maint Techn	1	1	1	1,462-1,745	20,940	20,940
Park Maint Asst	2.8	2	2	1,342-1,462	35,088	35,088
Dispatcher-Clk	1	1	1	1,214-1,425	17,100	17,100
Office Asst II-Typing	0.7	1	1	1,048-1,367	14,568	14,568
Service Asst-Maint	0.6	1	1	1,239-1,342	16,104	16,104
Totals	15	18	18	\$304,438	\$376,692	\$381,543

3790 DEPARTMENT OF PARKS AND RECREATION—Continued

1
2
3
4
5
6
7
8
9
10
11
12
13
14
15
16
17
18
19
20
21
22
23
24
25
26
27
28
29
30
31
32
33
34
35
36
37
38
39
40
41
42
43
44
45
46
47
48
49
50
51
52
53
54
55
56
57
58
59
60
61
62
63
64
65
66
67
68
69
70
71
72
73
74
75
76
77
78
79
80
81
82
83
84
85
86
87
88
89
90
91
92
93
94
95
96
97
98

ORGANIZATIONAL UNIT Classification	NUMBER OF POSITIONS			EXPENDITURES		
	Filled 1983-84	Authorized 1984-85	Proposed 1985-86	Actual 1983-84	Estimated 1984-85	Proposed 1985-86
Four Rivers District-Safety:				SALARY RANGE		
Mgr III - State Parks	1	1	1	2,596-3,130	37,560	37,560
Park Ranger IV	1	1	1	2,254-2,718	32,128	32,616
Park Ranger II	2.5	3	3	1,873-2,254	79,442	80,639
Park Ranger I	8.1	6	6	1,789-2,055	139,944	140,997
Park Ranger Trainee	-	2	2	1,506-1,716	36,900	38,496
Park Techn	0.3	-	-	1,382-1,639	-	-
Totals	12.9	13	13	\$303,312	\$325,974	\$330,308
Non-Safety:						
Park Maint Supvr II	1	1	1	1,912-2,303	27,636	27,636
Maint Mechanic	1	1	1	1,868-2,251	24,060	24,612
Heavy Equipt Mechanic	0.8	1	1	1,827-2,197	24,024	24,024
Regional Adm Off I	-	1	1	1,523-2,197	25,900	26,364
Park Maint Supvr I	1	1	1	1,745-2,098	25,176	25,176
Park Maint Worker II	1	1	1	1,591-1,912	22,944	22,944
Park Equipt Opr	1	1	1	1,666-1,827	21,924	21,924
Park Landscape Maint Techn	1	1	1	1,462-1,745	20,940	20,940
Park Maint Worker I	2.2	3	3	1,462-1,745	62,820	62,820
Groundskeeper	1	1	1	1,342-1,666	18,276	18,276
Park Maint Asst	4	5	5	1,342-1,462	86,634	87,354
Office Asst II-Typing	1.8	2	2	1,048-1,367	27,231	28,047
Totals	15.8	19	19	\$309,966	\$387,565	\$390,117
Gold Mines District-Safety:						
Mgr II - State Parks	0.9	1	1	2,254-2,718	32,494	32,616
Mgr I - State Parks	0.1	-	-	2,055-2,475	-	-
Park Ranger III	-	1	1	2,055-2,475	29,700	29,700
Park Ranger I	3	3	3	1,789-2,055	70,632	70,632
Totals	4	5	5	\$93,741	\$132,826	\$132,948
Non-Safety:						
Park Maint Supvr I	1	1	1	1,745-2,098	25,176	25,176
Park Maint Worker II	0.6	1	1	1,591-1,912	21,514	22,519
Park Landscape Maint Techn	1	1	1	1,462-1,745	20,940	20,940
Park Maint Worker I	1.2	2	2	1,462-1,745	41,880	41,880
Groundskeeper	0.3	1	1	1,342-1,666	18,276	18,276
Office Techn-Typing	0.7	1	1	1,214-1,551	14,568	15,120
Park Maint Asst	1.3	1	1	1,342-1,462	16,458	17,178
Totals	6.1	8	8	\$120,896	\$158,812	\$161,089
Marshall Gold District-Safety:						
Mgr I - State Parks	1	1	1	2,055-2,475	24,660	25,836
Park Ranger I	3	3	3	1,789-2,055	70,632	70,632
Totals	4	4	4	\$92,280	\$95,292	\$96,468
Non-Safety:						
Park Maint Worker II	1	1	1	1,591-1,912	22,944	22,944
Park Maint Worker I	1.2	2	2	1,462-1,745	39,964	40,857
Park Maint Asst	1	1	1	1,342-1,462	17,544	17,544
Office Asst II-Typing	1	1	1	1,048-1,367	14,392	14,568
Totals	4.2	5	5	\$76,836	\$94,844	\$95,913
San Joaquin Valley District-Safety:						
Mgr III - State Parks	1	1	1	2,596-3,130	36,696	37,560
Park Ranger IV	1	1	1	2,254-2,718	32,616	32,616
Park Ranger II	2	2	2	1,873-2,254	53,894	54,096
Park Ranger I	6.1	8	8	1,789-2,055	185,880	187,996
Park Ranger Trainee	-	1	1	1,506-1,716	18,450	19,248
Park Tech	0.3	-	-	1,382-1,639	-	-
Totals	10.4	13	13	\$247,739	\$327,536	\$331,516
Non-Safety:						
Maint Mechanic	0.2	1	1	1,868-2,251	23,144	24,244
Park Maint Supvr I	0.3	1	1	1,745-2,098	20,940	21,924
Park Maint Worker II	0.3	1	1	1,591-1,912	22,264	22,944
Park Equipt Opr	1.2	1	1	1,666-1,827	20,703	21,678
Park Maint Worker I	4.2	6	6	1,462-1,745	120,679	123,626
Office Techn-Typing	1	1	1	1,214-1,551	17,100	17,100
Park Maint Asst	1.8	1	1	1,342-1,462	17,544	17,544
Totals	9	12	12	\$171,357	\$242,374	\$249,060
Plumas-Eureka District-Safety:						
Mgr I - State Parks	1	1	1	2,055-2,475	29,700	29,700
Park Ranger I	1	1	1	1,789-2,055	23,544	23,544
Totals	2	2	2	\$49,074	\$53,244	\$53,244
Non-Safety:						
Park Maint Worker I	1	1	1	1,462-1,745	20,940	20,940
Totals	1	1	1	\$20,346	\$20,940	\$20,940
Sacramento District-Safety:						
Mgr V - State Parks	1	1	1	3,130-3,783	42,620	44,696
Mgr III - State Parks	1	1	1	2,596-3,130	37,560	37,560
Park Ranger IV	0.6	-	-	2,254-2,718	-	-
Mgr II - State Parks	1	1	1	2,254-2,718	32,616	32,616

3790 DEPARTMENT OF PARKS AND RECREATION—Continued

ORGANIZATIONAL UNIT	NUMBER OF POSITIONS			EXPENDITURES		
	Filled 1983-84	Authorized 1984-85	Proposed 1985-86	Actual 1983-84	Estimated 1984-85	Proposed 1985-86
Classification						
Office Asst II-Typing	2.2	4	4	1,048-1,367	55,347	56,742
Acct Clk II	1.2	1	1	1,087-1,367	15,120	15,120
Word Processing Techn	1	1	1	1,048-1,309	15,708	15,708
Totals	21	25	25	\$483,752	\$566,045	\$577,624
Field Operations:						
Anza-Borrego District-Safety:						
Mgr III - State Parks	1	1	1	2,596-3,130	37,560	37,560
Park Ranger IV	1	1	1	2,254-2,718	32,616	32,616
Park Ranger II	1.8	2	2	1,873-2,254	54,096	54,096
Park Ranger I	7.4	6	6	1,789-2,055	141,264	141,264
Park Ranger Trainee	-	2	2	1,506-1,716	36,900	38,496
Totals	11.2	12	12	\$269,026	\$302,436	\$304,032
Non-Safety:						
Park Naturalist I	1	1	1	1,745-2,098	25,080	25,176
Park Maint Supvr I	1	1	1	1,745-2,098	25,176	25,176
Auto Mechanic	0.9	1	1	1,666-2,002	20,861	21,842
Park Maint Worker II	0.5	1	1	1,591-1,912	19,092	19,992
Park Maint Worker I	1	1	1	1,462-1,745	20,940	20,940
Regional Adm Techn	1	1	1	1,321-1,565	18,752	18,780
Park Maint Asst	0.7	1	1	1,342-1,462	17,361	17,544
Service Asst-Maint	0.3	-	-	1,239-1,342	-	-
Totals	6.4	7	7	\$129,791	\$147,262	\$149,450
Channel Coast District-Safety:						
Mgr III - State Parks	1	-	-	2,596-3,130	-	-
Park Ranger IV	0.9	-	-	2,254-2,718	-	-
Park Ranger II	2.6	-	-	1,873-2,254	-	-
Lifeguard Supvr I	1.4	-	-	1,873-2,254	-	-
Park Ranger I	7.8	-	-	1,789-2,055	-	-
Lifeguard	0.6	-	-	1,634-1,962	-	-
Park Ranger Trainee	-	-	-	1,506-1,716	-	-
Park Techn	0.3	-	-	1,382-1,639	-	-
Totals	14.6	-	-	\$336,766	-	-
Non-Safety:						
Park Maint Supvr II	0.7	-	-	1,912-2,303	-	-
Park Maint Supvr I	2	-	-	1,745-2,098	-	-
Auto Mechanic	1	-	-	1,666-2,002	-	-
Park Maint Worker II	0.9	-	-	1,591-1,912	-	-
Park Equipt Opr	0.6	-	-	1,666-1,827	-	-
Park Maint Worker I	4	-	-	1,462-1,745	-	-
Groundskeeper	2.7	-	-	1,342-1,666	-	-
Park Maint Asst	1.9	-	-	1,342-1,462	-	-
Dispatcher-Clk	1	-	-	1,214-1,425	-	-
Office Asst II-Typing	1	-	-	1,048-1,367	-	-
Service Asst-Maint	1.4	-	-	1,239-1,342	-	-
Office Asst I-Typing	-	-	-	976-1,126	-	-
Totals	17.2	-	-	\$329,260	-	-
Frontera District-Safety:						
Mgr III - State Parks	0.9	1	1	2,596-3,130	31,152	32,616
Park Ranger IV	1	1	1	2,254-2,718	32,128	32,616
Park Ranger II	2	2	2	1,873-2,254	54,096	54,096
Lifeguard Supvr I	1	1	1	1,873-2,254	27,048	27,048
Park Ranger I	6	7	7	1,789-2,055	163,488	164,541
Lifeguard	0.8	1	1	1,634-1,962	22,140	23,188
Totals	11.7	13	13	\$280,524	\$330,052	\$334,105
Non-Safety:						
Assoc Park Resource Ecologist	0.9	-	-	2,051-2,472	-	-
Park Maint Supvr II	1	1	1	1,912-2,303	27,636	27,636
Regional Adm Off I	0.3	1	1	1,523-2,197	19,851	20,790
Heavy Equipt Mechanic	0.7	1	1	1,827-2,197	21,924	22,944
State Historian I	1	1	1	1,745-2,098	25,176	25,176
Park Maint Supvr I	1	1	1	1,745-2,098	25,176	25,176
Park Landscape Maint Techn	1	1	1	1,462-1,745	20,940	20,940
Park Maint Worker I	1	1	1	1,462-1,745	20,940	20,940
Groundskeeper	4	4	4	1,342-1,666	72,372	73,104
Regional Adm Techn	0.8	-	-	1,321-1,565	-	-
Mechanics Helper	1	1	1	1,401-1,523	18,276	18,276
Park Maint Asst	2.7	3	3	1,342-1,462	52,449	52,632
Office Asst II-Typing	2	2	2	1,048-1,367	28,228	28,696
Service Asst-Maint	1.2	1	1	1,239-1,342	16,104	16,104
Custodian Historical Monument	2	2	2	1,038-1,294	29,643	30,336
Totals	20.6	20	20	\$377,393	\$378,715	\$382,750
High Desert District-Safety:						
Mgr II - State Parks	1	1	1	2,254-2,718	32,616	32,616
Park Ranger III	1	1	1	2,055-2,475	29,700	29,700
Park Ranger I	3.9	3	3	1,789-2,055	70,187	70,632
Totals	5.9	5	5	\$140,050	\$132,503	\$132,948

3790 DEPARTMENT OF PARKS AND RECREATION—Continued

ORGANIZATIONAL UNIT	NUMBER OF POSITIONS			EXPENDITURES		
	Classification	Filled 1983-84	Authorized 1984-85	Proposed 1985-86	Actual 1983-84	Estimated 1984-85
Non-Safety:				SALARY RANGE		
Park Maint Supvr I	1	1	1	1,745-2,098	25,176	25,176
Park Maint Worker I	2.7	3	3	1,462-1,745	53,976	56,319
Park Maint Asst	0.7	1	1	1,342-1,462	17,361	17,544
Office Asst II-Typing	0.2	1	1	1,048-1,367	14,568	14,568
Service Asst-Maint	0.3	-	-	1,239-1,342	-	-
Totals	4.9	6	6	\$93,300	\$111,081	\$113,607
Los Lagos District-Safety:						
Mgr IV - State Parks	1	1	1	2,849-3,439	41,268	41,268
Park Ranger IV	1	1	1	2,254-2,718	32,616	32,616
Park Ranger II	3.1	4	4	1,873-2,254	104,200	106,576
Lifeguard Supvr I	1.4	1.3	1	1,873-2,254	28,813	23,544
Park Ranger I	9.1	10	10	1,789-2,055	231,648	234,817
Lifeguard	1.3	1.7	2	1,634-1,962	35,064	41,816
Park Ranger Trainee	-	1	1	1,506-1,716	18,450	19,248
Park Techn	2.5	4	4	1,382-1,639	70,902	73,184
Totals	19.4	24	24	\$434,522	\$562,961	\$573,069
Non-Safety:						
Park Maint Supvr III	1	1	1	2,098-2,529	30,348	30,348
Water & Sewage Plant Supvr	1	1	1	2,146-2,361	25,752	25,752
Supvng Groundskeeper II	0.3	1	1	1,745-2,303	22,179	23,214
Regional Adm Off I	1	1	1	1,523-2,197	25,671	26,364
Heavy Equipt Mechanic	1	1	1	1,827-2,197	24,024	24,024
Supvng Groundskeeper I	0.8	-	-	1,591-2,098	-	-
Park Maint Supvr I	1.9	2	2	1,745-2,098	49,296	50,352
Park Maint Worker II	2.3	3	3	1,591-1,912	64,300	65,880
Lead Groundskeeper	1.8	2	2	1,401-1,827	39,759	39,984
Park Maint Worker I	5.5	7	7	1,462-1,745	133,498	137,012
Groundskeeper	4	5	5	1,342-1,666	86,103	88,269
Mechanics Helper	1	1	1	1,401-1,523	18,276	18,276
Stock Clk	1	1	1	1,168-1,486	16,404	16,404
Park Maint Asst	9.5	12	12	1,342-1,462	206,904	209,430
Dispatcher-Clk	1.8	2	2	1,214-1,425	31,480	32,514
Office Asst II-Typing	1.9	2	2	1,048-1,367	29,136	29,136
Acct Clk II	0.9	1	1	1,087-1,367	15,120	15,120
Service Asst-Maint	2	2	2	1,239-1,342	31,413	32,046
Office Asst I-Gen	3.7	5	5	944-1,087	61,499	62,924
Totals	42.4	50	50	\$765,379	\$911,162	\$927,049
Montane District-Safety:						
Mgr III - State Parks	0.8	1	1	2,596-3,130	36,840	37,560
Park Ranger IV	0.9	1	1	2,254-2,718	32,494	32,616
Park Ranger III	0.1	-	-	2,055-2,475	-	-
Park Ranger II	2	2	2	1,873-2,254	54,096	54,096
Park Ranger I	4.3	5	5	1,789-2,055	118,080	118,080
Totals	8.1	9	9	\$198,803	\$241,510	\$242,352
Non-Safety:						
Park Maint Supvr I	0.8	1	1	1,745-2,098	20,940	21,924
Park Maint Worker II	1	1	1	1,591-1,912	22,944	22,944
Park Maint Worker I	3.1	4	4	1,462-1,745	82,287	83,207
Regional Adm Techn	0.1	1	1	1,321-1,565	17,161	17,897
Office Techn-Typing	0.9	-	-	1,214-1,551	-	-
Park Maint Asst	1.7	2	2	1,342-1,462	35,088	35,088
Office Asst II-Typing	1	1	1	1,048-1,367	14,568	14,568
Totals	8.6	10	10	\$158,208	\$192,988	\$195,628
Mt San Jacinto District-Safety:						
Mgr I - State Parks	1	1	1	2,055-2,475	29,700	29,700
Park Ranger II	0.6	1	1	1,873-2,254	22,476	23,544
Park Ranger I	1.9	1	1	1,789-2,055	23,544	23,544
Park Ranger Trainee	-	1	1	1,506-1,716	18,450	19,248
Totals	3.5	4	4	\$83,409	\$94,170	\$96,036
Non-Safety:						
Park Maint Worker I	0.9	1	1	1,462-1,745	20,940	20,940
Office Asst II-Typing	1	1	1	1,048-1,367	14,172	14,568
Totals	1.9	2	2	\$32,074	\$35,112	\$35,508
Orange Coast District-Safety:						
Mgr IV - State Parks	0.1	1	1	2,849-3,439	39,541	41,268
Mgr III - State Parks	0.9	-	-	2,596-3,130	-	-
Lifeguard Supvr III	0.3	1	1	2,254-2,718	28,457	29,821
Lifeguard Supvr II	0.8	1	1	2,055-2,475	27,804	29,135
Park Ranger II	0.3	-	-	1,873-2,254	-	-
Lifeguard Supvr I	6.9	7.2	6	1,873-2,254	178,259	157,774
Park Ranger I	5	4	4	1,789-2,055	94,176	94,176
Lifeguard	12.3	17.8	19	1,634-1,962	355,080	404,594
Totals	26.6	32	32	\$578,576	\$723,317	\$756,768
Non-Safety:						
Park Maint Supvr II	1	1	1	1,912-2,303	27,636	27,636
Park Maint Supvr I	1	2	2	1,745-2,098	45,918	48,084
Auto Mechanic	1	1	1	1,666-2,002	21,432	21,924

3790 DEPARTMENT OF PARKS AND RECREATION—Continued

ORGANIZATIONAL UNIT	NUMBER OF POSITIONS			EXPENDITURES		
	Filled 1983-84	Authorized 1984-85	Proposed 1985-86	Actual 1983-84	Estimated 1984-85	Proposed 1985-86
SALARY RANGE						
Park Maint Worker II	1	1	1	1,591-1,912	22,944	22,944
Park Equipt Opr	-	1	1	1,666-1,827	19,992	20,940
Park Maint Worker I	4.1	6	6	1,462-1,745	101,346	117,099
Groundskeeper	-	1	1	1,342-1,666	16,458	17,178
Regional Adm Techn	1	1	1	1,321-1,565	17,000	17,732
Mechanics Helper	0.9	2	2	1,401-1,523	21,381	35,271
Park Maint Asst	5.4	9	9	1,342-1,462	140,813	155,950
Dispatcher-Clk	1	1	1	1,214-1,425	16,056	16,752
Office Asst II-Typing	1	3	3	1,048-1,367	29,934	39,807
Service Asst-Maint	1.5	1	1	1,239-1,342	16,104	16,104
Totals	18.9	30	30	\$344,857	\$497,014	\$557,421
Pendleton Coast District-Safety:						
Mgr III - State Parks	0.4	1	1	2,596-3,130	34,462	36,120
Park Ranger IV	1	1	1	2,254-2,718	32,616	32,616
Lifeguard Supvr II	1	1	1	2,055-2,475	29,700	29,700
Park Ranger II	2.6	3	3	1,873-2,254	79,246	80,437
Lifeguard Supvr I	2.7	2.3	2	1,873-2,254	60,943	54,096
Park Ranger I	10.9	12	12	1,789-2,055	275,820	279,947
Lifeguard	1.2	1.7	2	1,634-1,962	38,250	44,052
Park Ranger Trainee	-	1	1	1,506-1,716	18,450	19,248
Park Techn	1.7	2	2	1,382-1,639	34,083	35,577
Totals	21.5	25	25	\$485,556	\$603,570	\$611,793
Non-Safety:						
Park Maint Supvr II	1	1	1	1,912-2,303	27,636	27,636
Supvng Groundskeeper I	0.3	-	-	1,591-2,098	-	-
Park Maint Supvr I	2	2	2	1,745-2,098	50,352	50,352
Auto Mechanic	1	1	1	1,666-2,002	21,514	21,924
Park Equipt Opr	1	1	1	1,666-1,827	21,924	21,924
Park Landscape Maint Techn	0.1	1	1	1,462-1,745	19,167	20,071
Park Maint Worker I	4	4	4	1,462-1,745	83,523	83,760
Groundskeeper	3.1	4	4	1,342-1,666	69,468	70,908
Regional Adm Techn	1	1	1	1,321-1,565	18,780	18,780
Office Techn-Typing	0.4	-	-	1,214-1,551	-	-
Park Maint Asst	4.5	5	5	1,342-1,462	86,988	87,720
Office Asst II-Typing	0.3	1	1	1,048-1,367	14,271	14,568
Acct Clk II	1	1	1	1,087-1,367	15,120	15,120
Service Asst-Maint	0.5	-	-	1,239-1,342	-	-
Totals	20.2	22	22	\$386,805	\$428,743	\$432,763
Pichaco District-Safety:						
Mgr I - State Parks	1	1	1	2,055-2,475	29,700	29,700
Park Ranger I	1	1	1	1,789-2,055	23,544	23,544
Totals	2	2	2	\$48,774	\$53,244	\$53,244
Non-Safety:						
Park Maint Worker I	1	1	1	1,462-1,745	20,703	20,940
Totals	1	1	1	\$19,215	20,703	\$20,940
Salton Sea District-Safety:						
Mgr II - State Parks	1	1	1	2,254-2,718	32,616	32,616
Park Ranger III	0.8	1	1	2,055-2,475	29,361	29,700
Park Ranger I	1.6	1	1	1,789-2,055	23,544	23,544
Park Techn	1	2	2	1,382-1,639	36,424	37,740
Totals	4.4	5	5	\$101,170	\$121,945	\$123,600
Non-Safety:						
Park Maint Supvr I	0.9	1	1	1,745-2,098	23,214	24,312
Park Maint Worker II	1	1	1	1,591-1,912	22,944	22,944
Park Maint Worker I	1	1	1	1,462-1,745	20,940	20,940
Park Maint Asst	3.7	4	4	1,342-1,462	69,090	69,810
Office Asst II-Typing	1	1	1	1,048-1,367	14,568	14,568
Totals	7.6	8	8	\$140,057	\$150,756	\$152,574
San Diego Coast District-Safety:						
Mgr IV - State Parks	0.1	1	1	2,849-3,439	39,698	41,268
Mgr III - State Parks	0.9	-	-	2,596-3,130	-	-
Park Ranger IV	1	1	1	2,254-2,718	30,426	31,884
Lifeguard Supvr II	0.2	1	1	2,055-2,475	24,954	26,139
Park Ranger II	3	3	3	1,873-2,254	81,144	81,144
Lifeguard Supvr I	3.5	2.5	1	1,873-2,254	59,202	27,048
Park Ranger I	6.8	8	8	1,789-2,055	183,384	186,483
Lifeguard	2.9	3.5	5	1,634-1,962	73,530	102,540
Park Techn	1	2	2	1,382-1,639	36,984	37,740
Totals	19.4	22	22	\$448,778	\$529,322	\$534,246
Non-Safety:						
Park Maint Supvr II	0.7	1	1	1,912-2,303	26,894	27,636
Park Maint Supvr I	1.6	2	2	1,745-2,098	46,116	47,100
Park Naturalist I	1	1	1	1,745-2,098	25,176	25,176
Park Maint Worker I	2.4	3	3	1,462-1,745	57,690	60,077
Groundskeeper	1	1	1	1,342-1,666	18,276	18,276
Regional Adm Techn	1	1	1	1,321-1,565	18,780	18,780
Acctg Techn	0.3	-	-	1,214-1,551	-	-
Park Maint Asst	5.5	6	6	1,342-1,462	104,898	105,264

3790 DEPARTMENT OF PARKS AND RECREATION—Continued

1
2
3
4
5
6
7
8
9
10
11
12
13
14
15
16
17
18
19
20
21
22
23
24
25
26
27
28
29
30
31
32
33
34
35
36
37
38
39
40
41
42
43
44
45
46
47
48
49
50
51
52
53
54
55
56
57
58
59
60
61
62
63
64
65
66
67
68
69
70
71
72
73
74
75
76
77
78
79
80
81
82
83
84
85
86
87
88
89
90
91
92
93
94
95
96
97
98

ORGANIZATIONAL UNIT Classification	NUMBER OF POSITIONS			EXPENDITURES		
	Filled 1983-84	Authorized 1984-85	Proposed 1985-86	Actual 1983-84	Estimated 1984-85	Proposed 1985-86
				SALARY RANGE		
Office Asst II-Typing	1.1	2	2	1,048-1,367	29,136	29,136
Service Asst-Maint	0.9	1	1	1,239-1,342	15,358	15,996
Totals	15.5	18	18	\$286,515	\$342,324	\$347,441
Santa Monica Mountains District-Saf:						
Mgr IV - State Parks	1	1	1	2,849-3,439	41,268	41,268
Park Ranger IV	0.8	1	1	2,254-2,718	27,048	28,344
Park Ranger III	1	1	1	2,055-2,475	29,700	29,700
Park Ranger II	4.8	5	5	1,873-2,254	130,668	131,736
Lifeguard Supvr I	0.7	1	1	1,873-2,254	25,150	26,341
Park Ranger I	15	16	16	1,789-2,055	375,210	376,797
Lifeguard	0.3	-	-	1,634-1,962	-	-
Park Techn	0.3	-	-	1,382-1,639	-	-
Totals	23.9	25	25	\$558,283	\$629,044	\$634,186
Non-Safety:						
Park Maint Supvr III	1	1	1	2,098-2,529	29,664	30,348
Park Maint Supvr I	1.5	2	2	1,745-2,098	49,776	50,352
Auto Mechanic	1	1	1	1,666-2,002	21,924	21,924
Park Equipt Opr	1	1	1	1,666-1,827	21,924	21,924
Park Maint Worker I	6.7	8	8	1,462-1,745	158,535	163,385
Groundskeeper	2	2	2	1,342-1,666	36,552	36,552
Park Maint Asst	5.3	10	10	1,342-1,462	152,981	157,103
Dispatcher-Clk	0.7	1	1	1,214-1,425	15,218	15,824
Office Asst II-Typing	1.9	2	2	1,048-1,367	28,494	29,004
Service Asst-Maint	3.4	2	2	1,239-1,342	31,938	32,208
Totals	24.5	30	30	\$448,361	\$547,006	\$558,624
Mojave River District-Safety:						
Mgr III - State Parks	0.8	1	1	2,596-3,130	34,188	35,832
Park Ranger IV	1	1	1	2,254-2,718	32,616	32,616
Park Ranger II	2.8	3	3	1,873-2,254	78,441	80,336
Park Ranger I	4.6	4	4	1,789-2,055	93,108	94,176
Park Ranger Trainee	-	1	1	1,506-1,716	18,450	19,248
Park Techn	0.6	1	1	1,382-1,639	19,108	19,668
Totals	9.8	11	11	\$222,967	\$275,911	\$281,876
Non-Safety:						
Park Maint Supvr II	0.8	1	1	1,912-2,303	25,671	26,894
Maint Mechanic	0.3	1	1	1,868-2,251	22,416	23,508
Park Maint Supvr I	0.6	1	1	1,745-2,098	20,940	21,924
Auto Mechanic	1	1	1	1,666-2,002	21,924	21,924
Park Maint Worker II	0.5	2	2	1,591-1,912	41,951	42,936
Park Landscape Maint Techn	0.1	1	1	1,462-1,745	19,167	20,071
Park Maint Worker I	5	5	5	1,462-1,745	104,384	104,700
Groundskeeper	2	2	2	1,342-1,666	36,552	36,552
Regional Adm Techn	0.6	1	1	1,321-1,565	16,462	17,161
Park Maint Asst	1.6	2	2	1,342-1,462	34,661	35,088
Office Asst II-Typing	1	1	1	1,048-1,367	14,568	14,568
Service Asst-Maint	1.9	1	1	1,239-1,342	15,564	16,104
Totals	15.4	19	19	\$290,256	\$374,260	\$381,430
Other:						
Temporary Help	351.4	345.9	345.9	4,568,663	4,998,381	4,998,381
Overtime	-	-	-	168,498	168,000	168,000
Totals, Southern Region	764.2	788.9	788.9	\$13,379,192	\$14,694,937	\$14,906,183
San Simeon Region-Safety:						
Park Ranger IV	-	1	1	2,254-2,718	32,616	32,616
Park Ranger II	-	3	3	1,873-2,254	80,538	81,144
Park Ranger I	-	14	14	1,789-2,055	297,591	304,505
Totals	-	18	18	-	\$410,745	\$418,265
Non-Safety:						
C.E.A. I	-	1	1	2,778-3,690	38,871	40,767
Park Maint Supvr III	-	1	1	2,098-2,529	30,348	30,348
Supvng Groundskeeper II	-	1	1	1,745-2,303	24,408	25,176
Regional Adm Off I	-	1	1	1,523-2,197	18,276	19,092
Park Maint Supvr I	-	2	2	1,745-2,098	46,116	47,100
Supvr-Guides Historical Monument	-	1	1	1,745-2,098	25,176	25,176
Auto Mechanic	-	1	1	1,666-2,002	21,924	21,924
Park Maint Worker II	-	2	2	1,591-1,912	43,173	44,130
Guide II	-	4	4	1,666-1,827	89,298	90,264
Park Equipt Opr	-	1	1	1,401-1,827	21,104	21,924
Property Clk I	-	1	1	1,401-1,827	16,934	17,666
Park Maint Worker I	-	8	8	1,462-1,745	157,332	159,528
Guide I	-	12	12	1,462-1,745	247,884	248,616
Groundskeeper	-	6	6	1,342-1,666	104,363	107,277
Office Techn-Gen	-	1	1	1,214-1,551	17,100	17,100
Park Maint Asst	-	1	1	1,342-1,462	17,544	17,544
Office Services Supvr I-Cashiering	-	1	1	1,214-1,425	17,100	17,100
Asst Supvng Housekeeper	-	1	1	1,198-1,407	16,884	16,884
Accet Clk II	-	1	1	1,087-1,367	14,706	15,120
Office Asst II-Typing	-	1	1	1,048-1,367	13,812	14,304
Service Asst-Maint	-	3	3	1,239-1,342	47,068	48,204
Custodian Historical Monument	-	13	13	1,038-1,294	183,864	189,252

3790 DEPARTMENT OF PARKS AND RECREATION—Continued

ORGANIZATIONAL UNIT Classification	NUMBER OF POSITIONS			EXPENDITURES		
	Filled 1983-84	Authorized 1984-85	Proposed 1985-86	Actual 1983-84	Estimated 1984-85	Proposed 1985-86
Office Asst I-Typing	-	1	1	SALARY RANGE 976-1,126		
Totals	-	65	65	-	12,954	13,374
Other:						
Temporary Help	-	83.2	83.2	-	1,286,997	1,286,997
Overtime	-	-	-	-	18,000	18,000
Total, San Simeon Region	-	166.2	166.2	-	\$2,941,981	\$2,971,132
TOTALS, AUTHORIZED POSITIONS.....	2,782.8	2803	2803	\$53,995,847	\$57,905,609	\$58,520,598
Regular/Ongoing Positions.....	1741	1897.5	1897.5	39,764,573	44,259,439	44,874,428
Temporary Help	1041.8	905.5	905.5	13,803,333	13,220,170	13,220,170
Overtime	-	-	-	427,941	426,000	426,000

3810 SANTA MONICA MOUNTAINS CONSERVANCY *

ORGANIZATIONAL UNIT	NUMBER OF POSITIONS			EXPENDITURES		
	Filled 1983-84	Authorized 1984-85	Proposed 1985-86	Actual 1983-84	Estimated 1984-85	Proposed 1985-86
Bd Members (6) per diem.....	-	-	-	SALARY RANGE \$100/day		
Exec Director	1	1	1	3,708-3,888	46,656	46,656
Staff Counsel	1	1	1	3,128	37,536	37,536
Dep Director	1	1	1	3,069	36,828	36,828
Conservancy Project Analyst II	1	1	1	2,197-2,651	30,592	31,812
Assoc Govtl Prog Analyst	1	1	1	2,197-2,651	28,532	29,892
Conservancy Project Analyst I	1	1	1	1,827-2,197	23,664	24,792
Office Techn-Typing	0.9	1	1	1,214-1,551	15,074	15,659
Office Asst II-Typing	0.9	1	1	1,048-1,367	13,164	13,164
Temporary Help	1	1.2	1.2	(13,639)	20,012	20,012
Overtime	-	-	-	(479)	2,000	2,000
TOTALS, AUTHORIZED POSITIONS	8.8	9.2	9.2	\$238,541	\$261,058	\$265,351
Regular/Ongoing Positions.....	7.8	8	8	224,423	239,046	243,339
Temporary Help	1	1.2	1.2	13,639	20,012	20,012
Overtime	-	-	-	479	2,000	2,000

3820 SAN FRANCISCO BAY CONSERVATION AND DEVELOPMENT COMMISSION *

ORGANIZATIONAL UNIT	NUMBER OF POSITIONS			EXPENDITURES		
	Filled 1983-84	Authorized 1984-85	Proposed 1985-86	Actual 1983-84	Estimated 1984-85	Proposed 1985-86
Commissioner (27) per diem.....	-	-	-	SALARY RANGE \$50/day		
C.E.A. II	0.7	1	1	3,052-4,057	46,458	48,120
Exec Director	1	1	1	3,997	47,964	47,964
Chief Planning Off	1	1	1	3,052-3,690	44,280	44,280
Staff Counsel I	1.5	1	1	2,845-3,440	40,314	41,280
Sr Engr	1	1	1	2,717-3,279	39,348	39,348
Sr Planner	2.2	3	3	2,651-3,200	108,491	111,886
Coastal Prog Analyst III	0.4	1	1	2,415-2,913	34,011	34,956
Staff Services Mgr I	1	1	1	2,415-2,913	34,956	34,956
Bay Develmt Design Analyst	1	1	1	2,360-2,845	32,732	34,140
Assoc Planner	0.8	-	-	2,197-2,651	-	-
Coastal Prog Analyst II	2.8	4	4	2,197-2,651	116,044	119,344
Coastal Prog Analyst I	1.7	1	1	1,407-2,197	16,884	17,604
Staff Services Analyst-Gen	0.6	1	1	1,407-2,197	22,349	23,394
Sr Legal Typist	0.5	1	1	1,331-1,729	18,924	18,924
Exec Secty I	1	1	1	1,389-1,653	19,836	19,836
Mgt Services Techn	2	2	2	1,177-1,565	36,634	37,426
Office Techn-Typing	0.5	1	1	1,214-1,551	17,100	17,100
Sr Steno	1.5	2	2	1,236-1,512	32,280	32,844
Office Asst II-Typing	0.1	-	-	1,048-1,367	-	-
Office Asst I-Typing	0.4	1.8	1.8	976-1,126	22,041	22,748
Temporary Help	1	-	-	17,913	-	-
TOTALS, AUTHORIZED POSITIONS	22.7	25.8	25.8	\$664,460	\$750,646	\$766,150
Regular/Ongoing Positions.....	21.7	25.8	25.8	646,547	750,646	766,150
Temporary Help	1	-	-	17,913	-	-

3860 DEPARTMENT OF WATER RESOURCES *

ORGANIZATIONAL UNIT	NUMBER OF POSITIONS			EXPENDITURES		
	Filled 1983-84	Authorized 1984-85	Proposed 1985-86	Actual 1983-84	Estimated 1984-85	Proposed 1985-86
Executive						
Office Of The Director:				SALARY RANGE		
Director	1	1	1	\$57,829	\$57,829	\$57,829
Dep Director	1	1	1	4,486	161,496	161,496
Asst Director	0.6	1	1	3,372-3,534	41,598	42,408
Assoc Mech Engr	1	-	-	2,360-2,845	-	-
Assoc Engr	0.5	-	-	2,360-2,845	-	-
Adm Asst II	0.8	1	1	2,197-2,651	26,576	27,860
Exec Asst	0.8	1	1	2,011-2,209	24,423	25,599
Exec Secty II	1	1	1	1,512-1,809	21,708	21,708
Exec Secty I	3.2	4	4	1,389-1,653	77,746	78,942
Office Techn-Typing	3.1	3	3	1,214-1,551	48,952	49,516

*The Salary Range and the amounts shown in 1984-85 and 1985-86 for this department do not reflect the 1984-85 fiscal year salary increase adjustment. This adjustment is reflected in the departmental Summary by Object of the Governor's Budget.

3860 DEPARTMENT OF WATER RESOURCES—Continued

ORGANIZATIONAL UNIT	NUMBER OF POSITIONS			EXPENDITURES			
	Classification	Filled 1983-84	Authorized 1984-85	Proposed 1985-86	Actual 1983-84	Estimated 1984-85	Proposed 1985-86
					SALARY RANGE		
Office Asst II-Typing	1.2	2	2	1,048-1,367	28,532	29,048	
Steno	0.4	1	1	1,029-1,339	15,396	15,396	
Stenographic Services:							
Office Services Supvr II-Gen	0.5	1	1	1,358-1,768	16,296	17,052	
Mgt Services Techn	1	1	1	1,177-1,565	18,417	18,738	
Office Techn-Typing	0.6	-	-	1,214-1,551	-	-	
Office Services Supvr I-Typing	0.8	1	1	1,214-1,551	16,230	16,926	
Office Asst II-Typing	2.5	4	4	1,048-1,367	56,174	57,078	
Steno	1.2	1	1	1,029-1,339	12,738	13,158	
Washington Office:							
Special Asst	0.6	1	1	3,485	41,820	41,820	
Program Analysis And Control Office:							
Supvng Engr	1.4	3	3	3,128-4,156	124,662	128,466	
C.E.A. II	1	1	1	3,052-4,057	43,764	45,891	
Sr Engr	0.8	-	-	2,717-3,602	-	-	
Staff Services Mgr I	1	1	1	2,415-2,913	34,956	34,956	
Staff Services Analyst-Gen	0.4	1	1	1,407-2,197	16,884	17,604	
Mgt Services Techn	0.6	-	-	1,177-1,565	-	-	
Office Techn-Typing	0.3	1	1	1,214-1,551	16,764	17,064	
Secty	0.7	-	-	1,236-1,512	-	-	
Seasonal Clk	0.3	1	1	846-967	10,204	10,524	
Internal Audit Office:							
Sr Mgt Auditor	0.8	1	1	2,651-3,200	33,741	35,373	
Assoc Mgt Auditor	2.8	3	3	2,197-2,651	95,436	95,436	
Staff Services Analyst-Gen	1	1	1	1,407-2,197	25,176	26,364	
Staff Services Mgt Auditor	1	1	1	1,407-2,197	24,024	25,176	
Office Techn-Typing	0.9	1	1	1,214-1,551	17,100	17,100	
Office Of The Chief Counsel:							
Chief Counsel II	0.9	1	1	4,077-4,935	59,220	59,220	
Asst Chief Counsel	1.7	2	2	3,780-4,571	100,212	104,604	
Staff Counsel III	3.6	4	4	3,602-4,360	203,419	208,260	
Staff Counsel II	8.4	9	9	3,128-3,780	401,718	407,528	
Staff Counsel I	1.3	-	-	2,845-3,440	-	-	
Sr Librarian	1	1	1	1,959-2,360	28,320	28,320	
Legal Support Supvr I	1	1	1	1,512-1,983	21,708	21,708	
Sr Legal Steno	4.7	5	5	1,331-1,729	94,620	94,620	
Sr Legal Typist	0.7	1	1	1,331-1,729	18,924	18,924	
Occupational Techn-Gen	1	1	1	1,177-1,565	17,610	18,378	
Legal Typist	0.1	-	-	1,191-1,517	-	-	
Office Asst II-Typing	0.9	1	1	1,048-1,367	14,128	14,568	
Public Information Office:							
Info Off II	1	1	1	2,651-3,200	38,400	38,400	
Assoc Govtl Prog Analyst	1	1	1	2,197-2,651	28,980	30,348	
Info Off I	1	1	1	2,197-2,651	31,812	31,812	
Office Techn-Typing	0.9	1	1	1,214-1,551	17,100	17,100	
California Water Commission:							
Prin Engr	1	1	1	3,440-4,156	49,872	49,872	
Asst Exec Off	1	1	1	2,792-2,925	35,100	35,100	
Exec Secty I	1	1	1	1,389-1,653	19,836	19,836	
Office Techn-Typing	0.4	-	-	1,214-1,551	-	-	
Members (9) per diem	0.5	-	-	50/day	8,500	8,500	
Equal Employment Opportunity Office:							
Staff Services Mgr II-Supvy	1	1	1	2,651-3,200	31,812	33,336	
Assoc Govtl Prog Analyst	0.9	1	1	2,197-2,651	27,530	28,868	
Staff Services Analyst-Gen	2	2	2	1,407-2,197	44,868	45,948	
Mgt Services Techn	0.1	-	-	1,177-1,565	-	-	
Office Techn-Typing	1	1	1	1,214-1,551	15,414	16,056	
Reclamation Board:							
Members (7) per diem	-	-	-	50/day	8,500	8,500	
C.E.A. II	1	1	1	3,052-4,057	43,936	46,092	
Sr Engr	1	1	1	2,717-3,602	38,744	39,348	
Exec Secty I	0.7	1	1	1,389-1,653	19,836	19,836	
Temporary Help	7.4	8.4	8.4	(141,869)	163,277	163,277	
Totals	84.6	91.4	91.4	\$2,392,480	\$2,692,038	\$2,736,887	
Division Of Fiscal Services							
Office Of The Chief:							
Comptroller	1	1	1	3,357-4,057	48,684	48,684	
Financial Adviser	1	-	-	3,200-3,869	-	-	
Exec Secty I	1	1	1	1,389-1,653	19,836	19,836	
Budget Office:							
Staff Services Mgr III	1	1	1	2,913-3,518	42,216	42,216	
Staff Services Mgr I	1	1	1	2,415-2,913	34,956	34,956	
Assoc Budget Analyst	2.6	3	3	2,197-2,651	92,784	94,948	
Budget Techn II	1	1	1	1,523-1,827	21,528	21,924	
Secty	0.3	-	-	1,236-1,512	-	-	
Steno	0.6	1	1	1,029-1,339	15,396	15,396	
Controllers Office:							
Dep Comptroller	1	1	1	2,913-3,518	42,216	42,216	
Fiscal Systems Office:							
Sr DP Analyst	0.4	1	1	2,651-3,200	38,252	38,400	
Sr Adm Analyst	0.5	-	-	2,651-3,200	-	-	
Staff DP Analyst	0.1	-	-	2,415-2,913	-	-	
Assoc DP Analyst	0.6	1	1	2,197-2,651	27,106	28,420	
Assoc Adm Analyst	2.8	3	3	2,197-2,651	88,068	90,772	

3860 DEPARTMENT OF WATER RESOURCES—Continued

ORGANIZATIONAL UNIT	NUMBER OF POSITIONS			EXPENDITURES		
	Classification	Filed 1983-84	Authorized 1984-85	Proposed 1985-86	Actual 1983-84	Estimated 1984-85
SALARY RANGE						
Programmer II	0.3	-	-	1,827-2,197	-	-
General Accounting Office:						
Acctg Administrator I	1	1	1	2,415-2,913	34,956	34,956
Sr Acctg Off-Supvr	2	2	2	2,197-2,651	63,624	63,624
Acctg Off	7	7	7	1,827-2,197	180,083	183,220
Supvng Acct Clk II	1	1	1	1,544-1,854	21,624	22,248
Accountant I - Specialist	4	6	6	1,401-1,827	112,131	115,375
Sr DP Techn	1	1	1	1,462-1,745	19,251	20,139
Supvng Acct Clk I	0.3	-	-	1,358-1,611	-	-
Office Techn-Typing	1.8	2	2	1,214-1,551	32,286	33,678
Acctg Techn	8.1	8	8	1,214-1,551	132,092	134,003
Office Asst II-Typing	1.6	2	2	1,048-1,367	29,048	29,136
Acct Clk II	6.2	7	7	1,087-1,367	103,818	104,532
Contractor Accounting Office:						
Acctg Administrator II	1	1	1	2,651-3,200	38,400	38,400
Sr Acctg Off-Supvr	3	3	3	2,197-2,651	95,436	95,436
Acctg Off Specialist	7.7	9	9	1,827-2,197	228,651	230,706
Accountant Trainee	0.8	-	-	1,467-1,673	-	-
Office Techn-Typing	1.6	2	2	1,214-1,551	32,759	33,446
Acctg Techn	1.7	1	1	1,214-1,551	17,100	17,100
DP Techn	0.3	1	1	1,198-1,523	17,943	18,276
Local Projects Financing Office:						
Staff Services Mgr II-Supvy	1	-	-	2,651-3,200	-	-
Water Resources Engrng Assoc	1	1	1	2,251-2,717	32,604	32,604
Assoc Govtl Prog Analyst	3.6	1	1	2,197-2,651	28,868	30,234
Planner	2	2	2	1,523-2,197	51,837	52,728
Research Analyst I-Gen	0.1	1	1	1,407-2,197	16,944	17,669
Mgt Services Techn	1	1	1	1,177-1,565	18,780	18,780
Sr Steno	1.5	2	2	1,236-1,512	34,896	34,896
Temporary Help	5.8	2.9	2.9	(112,424)	55,591	55,591
Totals	81.3	79.9	79.9	\$1,894,136	\$1,869,764	\$1,894,545
State Water Project Analysis Office						
Office Of The Chief:						
Prin Engr	1	1	1	3,440-4,156	49,872	49,872
Regional Adm Off II	0.2	1	1	2,197-2,651	31,812	31,812
Sr Steno	1	1	1	1,236-1,512	17,448	17,448
Project Cost Branch:						
Supvng Engr	0.8	1	1	3,128-4,156	42,738	44,826
Sr Engr	1.2	1	1	2,717-3,602	32,604	34,140
Sr Electric Utilities Engr	1	1	1	2,717-3,279	39,348	39,348
Assoc Electric Utilities Engr	2	2	2	2,360-2,845	68,280	68,280
Assoc Engr	2.8	3	3	2,360-2,845	96,600	97,944
Regional Adm Off II	0.4	-	-	2,197-2,651	-	-
Assoc Govtl Prog Analyst	1.4	1	1	2,197-2,651	27,860	29,208
Asst Engr	1.7	2	2	1,959-2,360	50,116	52,496
Staff Services Analyst-Gen	0.5	1	1	1,407-2,197	19,810	20,076
Occupational Techn-Gen	1	1	1	1,177-1,565	17,854	18,646
Mgt Services Techn	0.6	-	-	1,177-1,565	-	-
Sr Steno	1	1	1	1,236-1,512	16,404	17,094
Analysis Branch:						
Supvng Engr	0.2	-	-	3,128-4,156	-	-
Sr Engr	0.3	1	1	2,717-3,602	39,348	39,348
Sr Power Operations & Maint Engr ...	0.6	1	1	2,717-3,279	36,956	38,744
Assoc Electric Utilities Engr	1.2	2	2	2,360-2,845	65,352	67,256
Assoc Engr	0.2	1	1	2,360-2,845	30,854	32,352
Energy Resources Specialist I	0.5	1	1	2,197-2,651	31,212	31,812
Research Analyst II-Economics	0.2	1	1	2,197-2,651	27,424	28,756
Elec Engr	0.3	1	1	1,750-2,360	24,152	25,305
Asst Engr	1.7	1	1	1,959-2,360	25,199	26,407
Research Analyst I-Economics	0.4	1	1	1,407-2,197	20,308	21,268
Jr Civil Engr	0.1	-	-	1,750-2,011	-	-
Contract Negotiation & Administrative						
Branch:						
Supvng Engr	1	1	1	3,128-4,156	40,797	42,738
Sr Engr	1.8	1	1	2,717-3,602	39,348	39,348
Sr Electric Utilities Engr	1.3	1	1	2,717-3,279	39,348	39,348
Assoc Engr	3.2	3	3	2,360-2,845	102,420	102,420
Assoc Electric Utilities Engr	1.8	3	3	2,360-2,845	102,420	102,420
Energy Resources Specialist I	0.8	1	1	2,197-2,651	30,958	31,812
Assoc DP Analyst	0.2	-	-	2,197-2,651	-	-
Research Analyst II-Economics	1.5	1	1	2,197-2,651	31,812	31,812
Asst Engrng Specialist	0.5	-	-	1,959-2,360	-	-
Water Resources Techn II	1	1	1	1,868-2,251	27,012	27,012
Research Analyst I-Economics	0.5	-	-	1,407-2,197	-	-
Steno	0.8	1	1	1,029-1,339	15,396	15,396
Temporary Help	3.5	8.6	8.6	(68,257)	166,063	166,063
Totals	40.2	48.6	48.6	\$1,152,487	\$1,407,125	\$1,430,807

3860 DEPARTMENT OF WATER RESOURCES—Continued

ORGANIZATIONAL UNIT	NUMBER OF POSITIONS			EXPENDITURES			
	Classification	Filed 1983-84	Authorized 1984-85	Proposed 1985-86	Actual 1983-84	Estimated 1984-85	Proposed 1985-86
Division Of Management Services							
Office Of The Chief:							
C.E.A. II	1	1	1	3,052-4,057	48,684	48,684	
Staff Services Mgr III	0.1	1	1	2,913-3,518	40,445	42,216	
Regional Adm Off II	0.1	1	1	2,197-2,651	30,006	31,446	
Adm Asst II	0.8	-	-	2,197-2,651	-	-	
Staff Services Analyst-Gen	-	1	1	1,407-2,197	16,884	17,604	
Exec Secty I	1	1	1	1,389-1,653	19,836	19,836	
Labor Relations Office:							
Labor Relations Specialist II	1	1	1	2,651-3,200	38,400	38,400	
Labor Relations Analyst	1.2	2	2	2,197-2,651	61,444	63,380	
Trng Off I	0.2	-	-	2,197-2,651	-	-	
Secty	0.4	-	-	1,236-1,512	-	-	
Office Asst II-Typing	0.6	1	1	1,048-1,367	12,954	13,374	
Steno	0.4	1	1	1,029-1,339	14,436	14,982	
Management Analysis Office:							
Staff Services Mgr II-Managerial	0.1	-	-	2,651-3,200	-	-	
Staff Services Mgr II-Supvy	0.8	-	-	2,651-3,200	-	-	
Assoc Mgt Analyst	1	1	1	2,197-2,651	31,812	31,812	
Assoc Govtl Prog Analyst	1.7	2	2	2,197-2,651	55,166	57,848	
Staff Services Analyst-Gen	0.8	1	1	1,407-2,197	24,408	25,572	
Sr Steno	1	1	1	1,236-1,512	17,448	17,448	
Training Office:							
Staff Services Mgr II-Supvy	1	1	1	2,651-3,200	31,812	33,336	
Trng Off I	2.4	2	2	2,197-2,651	63,624	63,624	
Programmer II	0.2	-	-	1,827-2,197	-	-	
Staff Services Analyst-Gen	0.6	1	1	1,407-2,197	22,264	23,304	
Mgt Services Techn	0.6	-	-	1,177-1,565	-	-	
Occupational Techn-Gen	-	1	1	1,177-1,565	14,400	14,946	
Office Techn-Typing	0.9	1	1	1,214-1,551	17,100	17,100	
Office Asst II-Typing	1.1	2	2	1,048-1,367	27,170	27,942	
Personnel Office:							
Staff Services Mgr II-Supvy	0.8	-	-	2,651-3,200	38,400	38,400	
Staff Services Mgr II-Managerial	0.2	1	1	2,651-3,200	-	-	
Staff Services Mgr I	1.9	2	2	2,415-2,913	63,936	65,304	
Assoc Personnel Analyst	4.2	6	6	2,197-2,651	168,992	175,612	
Staff Services Analyst-Gen	2.2	2	2	1,407-2,197	46,495	48,090	
Personnel Asst III	1	1	1	1,611-1,939	23,268	23,268	
Personnel Asst II	3	3	3	1,481-1,768	63,648	63,648	
Mgt Services Techn	0.3	-	-	1,177-1,565	-	-	
Personnel Asst I	7.1	7	7	1,126-1,551	128,733	129,465	
Secty	1	1	1	1,236-1,512	17,448	17,448	
Steno	0.8	1	1	1,029-1,339	13,736	14,216	
Office Asst II-Gen	0.9	1	1	1,048-1,309	12,954	13,374	
Prog Techn I-Personnel	0.1	1	1	1,126-1,309	15,708	15,708	
Graphic Services:							
Graphic Services Supvr	1	1	1	2,415-2,913	34,956	34,956	
Adm Asst I	1	1	1	1,827-2,303	25,572	26,364	
Office Asst II-Gen	1	1	1	1,048-1,309	14,568	14,568	
Audio Visual:							
Audio-Visual Specialist	1	1	1	2,197-2,651	31,812	31,812	
Sr Graphic Artist	0.2	1	1	1,868-2,251	24,810	26,002	
Audio-Visual Asst	0.7	-	-	1,827-2,197	-	-	
Graphic Artist	1	1	1	1,630-1,959	23,508	23,508	
Office Techn-Typing	0.3	1	1	1,214-1,551	15,316	15,940	
Office Asst II-Typing	0.7	-	-	1,048-1,367	-	-	
Motion Picture And Television:							
Motion Picture Specialist	2.9	3	3	2,197-2,651	90,912	93,728	
Television Specialist	0.2	1	1	2,197-2,651	26,576	27,860	
Motion Picture Asst	1	1	1	1,827-2,197	26,364	26,364	
Photography:							
Sr Photographer	2	2	2	1,745-2,098	46,968	49,200	
Photographer	1	1	1	1,523-1,827	21,268	21,924	
Office Asst II-Typing	0.8	-	-	1,048-1,367	-	-	
Mach Opr I-Gen	0.2	1	1	1,135-1,321	14,706	15,267	
Communications Office:							
Sr Telecomm Engr	0.9	1	1	2,717-3,279	39,348	39,348	
Telecomm Systems Mgr II	0.1	-	-	2,651-3,200	-	-	
Assoc Telecomm Engr	-	1	1	2,360-2,845	28,320	29,664	
Assoc Control System Engr	0.3	-	-	2,360-2,845	-	-	
Telecomm Analyst II	2	2	2	2,197-2,651	63,502	63,624	
Staff Services Analyst-Gen	1	1	1	1,407-2,197	26,364	26,364	
Office Techn-Typing	0.8	1	1	1,214-1,551	17,100	17,100	
Business And Office Services:							
Staff Services Mgr II-Supvy	0.9	1	1	2,651-3,200	38,252	38,400	
Staff Services Mgr I	0.1	-	-	2,415-2,913	-	-	
Sr Steno	0.9	1	1	1,236-1,512	14,832	15,396	
Microfilm Services:							
Supvng Microfilm Techn	1	1	1	1,491-1,786	21,432	21,432	
Sr Microfilm Techn	1	1	1	1,317-1,557	18,684	18,684	
Office Techn-Typing	0.1	-	-	1,214-1,551	-	-	
Microfilm Techn II	0.9	1	1	1,222-1,437	16,512	17,244	
Office Asst II-Typing	1.9	2	2	1,048-1,367	26,158	27,070	
Microfilm Techn I	1.2	2	2	1,018-1,321	30,605	31,236	
Office Asst II-Gen	1	1	1	1,048-1,309	13,549	14,002	

3860 DEPARTMENT OF WATER RESOURCES—Continued

1
2
3
4
5
6
7
8
9
10
11
12
13
14
15
16
17
18
19
20
21
22
23
24
25
26
27
28
29
30
31
32
33
34
35
36
37
38
39
40
41
42
43
44
45
46
47
48
49
50
51
52
53
54
55
56
57
58
59
60
61
62
63
64
65
66
67
68
69
70
71
72
73
74
75
76
77
78
79
80
81
82
83
84
85
86
87
88
89
90
91
92
93
94
95
96
97
98

ORGANIZATIONAL UNIT Classification	NUMBER OF POSITIONS			EXPENDITURES		
	Filled 1983-84	Authorized 1984-85	Proposed 1985-86	Actual 1983-84	Estimated 1984-85	Proposed 1985-86
Central Records:				SALARY RANGE		
Records Mgt Analyst I	1	1	1	1,827-2,197	26,364	26,364
Office Services Supvr II-Gen	2.8	3	3	1,358-1,768	57,996	57,996
Mgt Services Techn	1	1	1	1,177-1,565	17,732	18,512
Office Services Supvr I-Typing	0.6	1	1	1,214-1,551	15,463	16,114
Office Techn-Gen	0.8	-	-	1,214-1,551	-	-
Office Services Supvr I-Filing	5.5	6	6	1,214-1,425	101,012	101,672
Office Asst II-Typing	6.2	9	9	1,048-1,367	124,173	127,454
Office Asst II-Gen	13.3	14	14	1,048-1,309	196,708	199,432
Office Asst I-Gen	3.1	5	5	944-1,087	59,897	61,793
Asst Clk	1.7	2	2	832-950	21,240	21,833
Purchasing, Contracts, And Property:						
Bus Service Off II	1	1	1	2,002-2,415	27,972	28,980
Adm Asst I	0.1	-	-	1,827-2,303	-	-
Bus Service Off I	0.8	-	-	1,827-2,197	-	-
Staff Services Analyst-Gen	1.6	2	2	1,407-2,197	47,238	49,488
Property Inspector	1	1	1	1,666-2,002	24,024	24,024
Materials & Stores Supvr I	1	1	1	1,401-1,827	19,992	19,992
Jr Space Planner	0.6	1	1	1,407-1,827	16,884	17,604
Property Clk I	1	1	1	1,401-1,827	19,992	19,992
Bus Service Asst	0.1	1	1	1,523-1,827	19,992	20,940
Office Techn-Typing	0.2	-	-	1,214-1,551	-	-
Stock Clk	1	1	1	1,168-1,486	16,304	16,404
Office Asst II-Typing	1.8	2	2	1,048-1,367	28,696	29,136
Office Asst II-Gen	0.1	-	-	1,048-1,309	-	-
Word Processing:						
Sr Steno	0.1	-	-	1,236-1,512	-	-
Sr Word Processing Techn	1	1	1	1,260-1,486	17,832	17,832
Word Processing Techn	2.2	3	3	1,048-1,309	43,866	44,580
Reproduction:						
Mach Supvr II-Gen	1	1	1	1,706-2,051	24,244	24,612
Sr Mach Opr	2	2	2	1,317-1,557	37,368	37,368
Composing Techn II	1	1	1	1,309-1,551	18,612	18,612
Mach Opr III-Process Camera	1	1	1	1,278-1,512	18,144	18,144
Composing Techn I	2	2	2	1,214-1,425	34,200	34,200
Mach Opr II-Gen	7	7	7	1,177-1,376	113,208	113,736
Mach Opr I-Gen	0.3	1	1	1,135-1,321	13,908	14,400
Mach Opr I-Finishing	0.2	1	1	1,135-1,321	13,984	14,488
Office Asst II-Gen	0.6	1	1	1,048-1,309	13,512	14,016
Mobile Equipment:						
Chief Of Mobile Equipt Operations	1	1	1	2,778-3,357	39,348	40,284
Mobile Equipt Supt	1	1	1	2,303-2,778	33,336	33,336
Assoc Govtl Prog Analyst	1	1	1	2,197-2,651	31,812	31,812
Property Clk I	0.1	-	-	1,401-1,827	-	-
Office Techn-Gen	0.9	1	1	1,214-1,551	17,100	17,100
Seety	1	1	1	1,236-1,512	17,448	17,448
Office Asst II-Typing	1.8	2	2	1,048-1,367	27,522	27,942
Service Maintenance:						
Assoc Equipt Engr	0.2	-	-	2,360-2,845	-	-
Mobile Equipt Supt	0.2	-	-	2,303-2,778	-	-
Trng Off I	1	1	1	2,197-2,651	30,348	31,812
Equipt Maint Supvr	6.9	7	7	2,197-2,651	203,076	204,348
Asst Mobile Equipt Supt	1.9	2	2	2,098-2,529	55,524	56,712
Equipt Parts Mgr II	1	1	1	1,827-2,197	26,364	26,364
Heavy Equipt Mechanic	26.8	29	29	1,827-2,197	687,036	692,376
Auto Equipt Opr I	1	1	1	1,523-1,827	19,992	19,992
Heavy Equipt Mechanic Apprentice ..	1	1	1	1,342-1,827	16,812	17,544
Equipt Parts Worker	1	1	1	1,523-1,666	19,992	19,992
Warehouse Worker	1	1	1	1,401-1,666	18,276	18,276
Mechanics Helper	2	2	2	1,401-1,523	36,552	36,552
Laborer	1	1	1	1,342-1,462	17,544	17,544
Auto Pool Attendant I	1	1	1	1,265-1,371	16,452	16,452
Office Asst II-Gen	0.4	-	-	1,048-1,309	-	-
Asst Clk	0.5	-	-	832-950	-	-
Computer Services Office:						
DP Mgr III	1	1	1	2,913-3,518	42,216	42,216
Sr DP Analyst	1	1	1	2,651-3,200	38,400	38,400
Regional Adm Off II	1	1	1	2,197-2,651	29,664	31,080
Staff Services Analyst-Gen	1	1	1	1,407-2,197	21,924	21,924
Programmer I	1	1	1	1,407-1,827	19,467	20,387
Mgt Services Techn	1	1	1	1,177-1,565	16,939	17,671
Office Techn-Typing	0.2	1	1	1,214-1,551	15,882	16,578
Sr Steno	1	1	1	1,236-1,512	17,448	17,448
Acct Clk II	0.8	-	-	1,087-1,367	-	-
Operations:						
Systems Software Spec II-Tech	0.8	1	1	2,651-3,200	31,812	33,336
Sr Programmer Analyst	0.4	-	-	2,651-3,200	-	-
DP Mgr II	1	1	1	2,651-3,200	38,400	38,400
Systems Software Spec II-Supvy	0.2	-	-	2,651-3,200	-	-
Assoc Systems Software Specialist ..	3	3	3	2,197-2,651	90,408	93,972
Computer Operations Supvr II	1	1	1	2,098-2,529	28,084	29,436
Programmer II	0.3	1	1	1,827-2,197	24,408	25,572
Computer Operations Supvr I	1.7	2	2	1,745-2,098	46,116	47,100
DP Techn Supvr I	1	1	1	1,745-2,098	25,176	25,176
Computer Operations Specialist I	0.3	-	-	1,745-2,098	-	-
Programmer I	0.4	1	1	1,407-1,827	21,924	21,924

3860 DEPARTMENT OF WATER RESOURCES—Continued

ORGANIZATIONAL UNIT	NUMBER OF POSITIONS			EXPENDITURES			
	Classification	Filled 1983-84	Authorized 1984-85	Proposed 1985-86	Actual 1983-84	Estimated 1984-85	Proposed 1985-86
					SALARY RANGE		
Sr Computer Opr	4	5	5	1,462-1,745	98,302	100,338	
Sr DP Techn	2.1	3	3	1,462-1,745	56,211	58,777	
Key Data Supvr II	1	1	1	1,358-1,611	19,332	19,332	
Computer Opr	1.1	-	-	1,198-1,523	-	-	
DP Techn	3.7	3	3	1,198-1,523	53,988	54,828	
Key Data Supvr I	2	2	2	1,260-1,486	35,664	35,664	
Key Data Opr	11.8	13	13	976-1,309	189,996	191,556	
Systems Analysis And Programming:							
Systems Software Spec II-Tech	0.9	2	2	2,651-3,200	68,436	71,736	
DP Mgr II	1	1	1	2,651-3,200	38,400	38,400	
Systems Software Spec II-Supvry	0.5	-	-	2,651-3,200	-	-	
Systems Software Specialist I	1.2	2	2	2,415-2,913	62,991	65,304	
Staff Programmer Analyst	0.8	2	2	2,415-2,913	68,022	69,912	
DP Mgr I	2.7	2	2	2,415-2,913	69,912	69,912	
Assoc Programmer Analyst	9.3	8	8	2,197-2,651	247,976	250,860	
Assoc Systems Software Specialist	2.6	2	2	2,197-2,651	63,624	63,624	
Programmer II	5.4	7	7	1,827-2,197	170,582	175,615	
Staff Services Analyst-Gen	0.3	-	-	1,407-2,197	-	-	
Programmer I	4.9	6	6	1,407-2,197	113,107	118,238	
Sr DP Techn	0.8	1	1	1,462-1,745	19,614	20,508	
Occupational Techn-Gen	0.5	1	1	1,177-1,565	14,805	15,384	
Office Asst II-Typing	1	1	1	1,048-1,367	13,812	14,304	
Temporary Help	18	17.3	17.3	(346,643)	354,891	354,891	
Totals	283.7	308.3	308.3	\$5,830,765	\$6,706,629	\$6,819,851	
Energy Division							
Office Of The Chief:							
C.E.A. III	1	1	1	3,357-4,464	53,568	53,568	
Regional Adm Off II	0.9	1	1	2,197-2,651	28,980	30,348	
Exec Secty I	1	1	1	1,389-1,653	19,836	19,836	
Nonrenewable Resources Development:							
Supvng Electric Utilities Engr	1	1	1	3,128-3,780	45,360	45,360	
Sr Engr	0.7	1	1	2,717-3,602	32,604	34,140	
Sr Electric Utilities Engr	2	2	2	2,717-3,279	78,696	78,696	
Energy Resources Specialist II	1	1	1	2,415-2,913	31,812	33,336	
Assoc Engr	0.8	3	3	2,360-2,845	90,780	93,468	
Assoc Electric Utilities Engr	1	1	1	2,360-2,845	34,140	34,140	
Jr Civil Engr	-	1	1	1,750-2,011	21,085	22,106	
Office Techn-Typing	1	1	1	1,214-1,551	15,659	16,346	
Energy Management Branch:							
Supvng Electric Utilities Engr	1.9	2	2	3,128-3,780	88,422	90,542	
Sr Electric Utilities Engr	1.8	2	2	2,717-3,279	78,696	78,696	
Energy Resources Specialist II	1	1	1	2,415-2,913	28,980	30,348	
Assoc Electric Utilities Engr	4	4	4	2,360-2,845	136,560	136,560	
Energy Resources Specialist I	2.3	3	3	2,197-2,651	89,070	91,708	
Research Analyst II-Economics	1.3	2	2	2,197-2,651	55,914	58,594	
Research Writer	1	1	1	2,197-2,651	31,812	31,812	
Assoc Govtl Prog Analyst	0.8	1	1	2,197-2,651	26,364	27,636	
Staff Services Analyst-Gen	0.1	-	-	1,407-2,197	-	-	
Energy Analyst	2.1	2	2	1,407-2,197	41,964	43,869	
Mgt Services Techn	0.5	1	1	1,177-1,565	17,244	17,976	
Office Techn-Typing	1	1	1	1,214-1,551	15,708	16,404	
Renewable Res Dev Branch:							
Supvng Electric Utilities Engr	1	1	1	3,128-3,780	45,360	45,360	
Sr Engr	1	2	2	2,717-3,602	65,208	68,280	
Energy Resources Specialist II	1.4	2	2	2,415-2,913	65,900	67,530	
Assoc Engr	3.8	4	4	2,360-2,845	124,920	127,608	
Assoc Electric Utilities Engr	1	1	1	2,360-2,845	34,140	34,140	
Energy Resources Specialist I	0.5	-	-	2,197-2,651	-	-	
Asst Engr	0.9	1	1	1,959-2,360	25,404	26,608	
Office Asst II-Typing	1	1	1	1,048-1,367	14,568	14,568	
Temporary Help	4.1	11.8	11.8	(83,954)	229,609	229,609	
Totals	42.9	57.8	57.8	\$1,305,609	\$1,668,363	\$1,699,192	
Division Of Planning							
Office Of The Chief:							
C.E.A. IV	1	1	1	3,618-4,680	55,833	56,160	
Regional Adm Off II	0.9	1	1	2,197-2,651	31,812	31,812	
Exec Secty I	1	1	1	1,389-1,653	19,836	19,836	
Office Asst II-Typing	2	2	2	1,048-1,367	29,136	29,136	
Program Control Office:							
Staff Services Mgr II-Supvy	1	1	1	2,651-3,200	38,400	38,400	
Assoc Govtl Prog Analyst	0.2	-	-	2,197-2,651	-	-	
Staff Services Analyst-Gen	1	1	1	1,407-2,197	26,364	26,364	
Occupational Techn-Gen	1	1	1	1,177-1,565	18,043	18,780	
Planning Branch:							
Prin Engr	1	1	1	3,440-4,156	49,872	49,872	
Sr Engr	0.5	-	-	2,717-3,602	-	-	
Assoc Govtl Prog Analyst	0.2	1	1	2,197-2,651	27,860	29,208	
Assoc Planner	0.3	-	-	2,197-2,651	-	-	
Staff Services Analyst-Gen	0.6	-	-	1,407-2,197	-	-	
Office Techn-Typing	0.3	1	1	1,214-1,551	14,890	15,463	
Sr Steno	0.8	-	-	1,236-1,512	-	-	
Secty	0.2	1	1	1,236-1,512	17,448	17,448	

3860 DEPARTMENT OF WATER RESOURCES—Continued

1
2
3
4
5
6
7
8
9
10
11
12
13
14
15
16
17
18
19
20
21
22
23
24
25
26
27
28
29
30
31
32
33
34
35
36
37
38
39
40
41
42
43
44
45
46
47
48
49
50
51
52
53
54
55
56
57
58
59
60
61
62
63
64
65
66
67
68
69
70
71
72
73
74
75
76
77
78
79
80
81
82
83
84
85
86
87
88
89
90
91
92
93
94
95
96
97
98

ORGANIZATIONAL UNIT	NUMBER OF POSITIONS			EXPENDITURES			
	Classification	Filled 1983-84	Authorized 1984-85	Proposed 1985-86	Actual 1983-84	Estimated 1984-85	Proposed 1985-86
					SALARY RANGE		
Word Processing Techn	0.4	-	-	1,048-1,309	-	-	-
Facilities Planning Section:							
Supvng Engr	0.8	2	2	3,128-4,156	90,720	90,720	90,720
Office Techn-Typing	0.3	-	-	1,214-1,551	-	-	-
Engineering & Technical Analysis Section:							
Supvng Engr	1	1	1	3,128-4,156	45,360	45,360	45,360
Envirntrl Prog Mgr I	0.2	-	-	2,983-3,602	-	-	-
Sr Engr	3	3	3	2,717-3,602	118,044	118,044	118,044
Envirntrl Specialist IV	1	1	1	2,591-3,128	35,941	37,536	37,536
Assoc Engr	1	1	1	2,360-2,845	34,140	34,140	34,140
Water Resources Engrng Assoc	1	1	1	2,251-2,717	32,604	32,604	32,604
Assoc Planner	4.1	4	4	2,197-2,651	123,894	126,638	126,638
Planner	1	1	1	1,523-2,197	25,080	26,265	26,265
Office Techn-Typing	0.8	1	1	1,214-1,551	16,752	17,100	17,100
Land And Water Use Section:							
Supvng Land & Water Use Analyst	1	1	1	2,983-3,602	43,224	43,224	43,224
Sr Land & Water Use Analyst	1	1	1	2,717-3,279	39,348	39,348	39,348
Assoc Land & Water Use Analyst	1	1	1	2,251-2,717	32,604	32,604	32,604
Asst Engr	0.2	-	-	1,959-2,360	-	-	-
Water Resources Techn II	2	2	2	1,868-2,251	54,024	54,024	54,024
Sr Delineator	0.5	-	-	1,786-2,150	-	-	-
Delineator	1	1	1	1,491-1,786	21,432	21,432	21,432
Office Services Supvr I-Typing	0.8	1	1	1,214-1,551	17,100	17,100	17,100
Calif Water Resources Evaluation Section:							
Sr Engr	0.7	2	2	2,717-3,602	78,696	78,696	78,696
Hydrology & Water Operations Section:							
Supvng Engr	1	1	1	3,128-4,156	45,360	45,360	45,360
Sr Engr	1.8	1	1	2,717-3,602	39,348	39,348	39,348
Operations Research Specialist III	0.5	2	2	2,717-3,279	65,976	69,108	69,108
Assoc Engr	1.3	2	2	2,360-2,845	58,698	61,512	61,512
Operations Research Specialist II	1.4	1	1	2,360-2,845	28,320	29,664	29,664
Water Resources Engrng Assoc	1	1	1	2,251-2,717	30,378	31,848	31,848
Asst Engr	1.5	3	3	1,959-2,360	78,234	80,598	80,598
Jr Civil Engr	0.5	-	-	1,750-2,011	-	-	-
Office Techn-Typing	0.7	1	1	1,214-1,551	17,100	17,100	17,100
Economic Analysis Section:							
Research Mgr II-Economics	1	1	1	2,651-3,200	38,400	38,400	38,400
Research Prog Spec I-Economics	2	3	3	2,415-2,913	92,916	95,652	95,652
Research Analyst II-Economics	1.7	2	2	2,197-2,651	61,476	62,904	62,904
Research Analyst I-Economics	0.7	-	-	1,407-2,197	-	-	-
Secty	0.1	-	-	1,236-1,512	-	-	-
Steno	0.1	1	1	1,029-1,339	13,625	14,087	14,087
Water Management Planning Section:							
Support Branch:							
Supvng Engr	1.2	1	1	3,128-4,156	45,360	45,360	45,360
Prin Engr	1	1	1	3,440-4,156	49,872	49,872	49,872
Supvng Engrng Geologist	0.2	-	-	3,128-3,780	-	-	-
Sr Engr	-	1	1	2,717-3,602	32,604	34,140	34,140
Recr & Wildlife Resources Advisor	1	1	1	2,913-3,518	42,216	42,216	42,216
Sr Planner	1.4	2	2	2,651-3,200	70,212	71,736	71,736
Research Mgr II-Economics	1	1	1	2,651-3,200	38,400	38,400	38,400
Research Analyst I-Economics	0.3	1	1	1,407-2,197	22,179	23,214	23,214
Sr Steno	1	1	1	1,236-1,512	17,448	17,448	17,448
Steno	0.7	-	-	1,029-1,339	-	-	-
Office Asst II-Typing	0.2	1	1	1,048-1,367	14,392	14,936	14,936
Data Collection-Services Section:							
Supvng Engr	0.5	-	-	3,128-4,156	-	-	-
Sr Engr	2.4	2	2	2,717-3,602	78,696	78,696	78,696
Supvr-Tech Publications	1	1	1	2,529-3,052	36,624	36,624	36,624
Research Writer	2	2	2	2,197-2,651	63,624	63,624	63,624
Assoc Planner	1	1	1	2,197-2,651	31,812	31,812	31,812
Asst Engr	0.8	1	1	1,959-2,360	28,320	28,320	28,320
Office Techn-Typing	1.4	1	1	1,214-1,551	14,568	15,120	15,120
Editorial Aid	1.1	2	2	1,288-1,523	34,074	34,793	34,793
Office Asst II-Typing	0.2	1	1	1,048-1,367	13,812	14,304	14,304
Water Resources Data Section:							
Sr Engr	0.9	1	1	2,717-3,602	39,348	39,348	39,348
Sr Water Quality Engr	0.1	-	-	2,717-3,279	-	-	-
Assoc Engr	1	1	1	2,360-2,845	34,140	34,140	34,140
Water Resources Engrng Assoc	1	1	1	2,251-2,717	32,604	32,604	32,604
Water Resources Techn II	1	1	1	1,868-2,251	27,012	27,012	27,012
Office Services Supvr I-Typing	0.2	-	-	1,214-1,551	-	-	-
Office Techn-Typing	0.5	1	1	1,214-1,551	17,100	17,100	17,100
Office Asst II-Typing	0.1	-	-	1,048-1,367	-	-	-
Drafting Section:							
Supvr-Drafting Services	1	1	1	1,959-2,360	28,320	28,320	28,320
Sr Graphic Artist	1	1	1	1,868-2,251	27,012	27,012	27,012
Water Resources Techn II	0.5	1	1	1,868-2,251	27,012	27,012	27,012
Desalination Section:							
Staff Chemical Engr	0.7	-	-	3,128-3,780	-	-	-
Sr Engr	1	1	1	2,717-3,602	39,348	39,348	39,348
Envirntrl Specialist IV	0.5	1	1	2,591-3,128	37,080	37,536	37,536
Assoc Engr	-	1	1	2,360-2,845	28,320	29,664	29,664
Assoc Planner	0.5	-	-	2,197-2,651	-	-	-
Office Asst II-Typing	0.8	-	-	1,048-1,367	-	-	-
Word Processing Techn	0.2	1	1	1,048-1,309	15,267	15,708	15,708

3860 DEPARTMENT OF WATER RESOURCES—Continued

1
2
3
4
5
6
7
8
9
10
11
12
13
14
15
16
17
18
19
20
21
22
23
24
25
26
27
28
29
30
31
32
33
34
35
36
37
38
39
40
41
42
43
44
45
46
47
48
49
50
51
52
53
54
55
56
57
58
59
60
61
62
63
64
65
66
67
68
69
70
71
72
73
74
75
76
77
78
79
80
81
82
83
84
85
86
87
88
89
90
91
92
93
94
95
96
97
98

ORGANIZATIONAL UNIT Classification	NUMBER OF POSITIONS			EXPENDITURES		
	Filled 1983-84	Authorized 1984-85	Proposed 1985-86	Actual 1983-84	Estimated 1984-85	Proposed 1985-86
				SALARY RANGE		
Bryte Chemical Laboratory:						
Supvr-Hyd Lab	1	1	1	2,717-3,279	39,348	39,348
Public Health Chemist II	4.3	5	5	2,098-2,529	149,476	150,828
Assoc Water Quality Biologist	1	1	1	2,051-2,472	29,664	29,664
Public Health Chemist I	2.7	2	2	1,827-2,197	52,728	52,728
Sr Lab Asst	1	1	1	1,222-1,437	17,244	17,244
Lab Asst	0.2	1	1	1,055-1,321	13,620	14,124
Temporary Help	9.1	4.4	2.8	(184,209)	105,327	53,352
Totals, Division Of Planning	98.8	103.4	101.8	\$2,862,927	\$3,102,471	\$3,085,602
Division Of Flood Management						
Office Of The Chief:						
C.E.A. III	0.8	1	1	3,357-4,464	51,708	53,256
Regional Adm Off II	1.2	1	1	2,197-2,651	27,860	29,208
Staff Services Analyst-Gen	1	1	1	1,407-2,197	25,176	26,364
Exec Secty I	1	1	1	1,389-1,653	19,836	19,836
Office Asst I-Typing	1	1	1	976-1,126	13,199	13,584
Flood Control Maintenance Branch:						
Sr Engr	1	1	1	2,717-3,602	39,348	39,348
Mgt Services Techn	1	1	1	1,177-1,565	18,696	18,780
Sacramento Maintenance Yard:						
Civil Maint Supt	1.1	1	1	2,360-2,845	33,604	34,140
Asst Civil Maint Supt	1	1	1	2,002-2,415	28,980	28,980
Maint Mechanic	1	1	1	1,868-2,251	24,612	24,612
Civil Maint Supvr	4	4	4	1,745-2,098	100,704	100,704
Maint Worker III	3.4	3	3	1,666-1,912	68,832	68,832
Civil Maint Journeyworker	11.1	13	13	1,591-1,827	290,704	283,080
Materials & Stores Supvr I	0.7	1	1	1,401-1,827	19,992	19,992
Civil Maint Apprentice	4.3	5	5	1,239-1,666	85,656	86,304
Groundskeeper	1	1	1	1,342-1,666	18,276	18,276
Office Asst II-Typing	1	1	1	1,048-1,367	14,568	14,568
Service Asst-Maint	1.3	1	1	1,239-1,342	15,358	15,996
Janitor	1	1	1	1,038-1,294	14,376	14,376
Sutter Maintenance Yard:						
Civil Maint Supt	1.1	1	1	2,360-2,845	34,140	34,140
Asst Civil Maint Supt	1	1	1	2,002-2,415	28,980	28,980
Maint Mechanic	1	1	1	1,868-2,251	24,612	24,612
Civil Maint Supvr	4	4	4	1,745-2,098	100,704	100,704
Maint Worker III	5.9	5	5	1,666-1,912	114,720	114,720
Materials & Stores Supvr I	1	1	1	1,401-1,827	19,992	19,992
Civil Maint Journeyworker	13.2	17	17	1,591-1,827	360,103	365,029
Civil Maint Apprentice	1	1	1	1,239-1,666	17,544	18,276
Acctg Techn	1	1	1	1,214-1,551	17,100	17,100
Laborer	1.9	2	2	1,342-1,462	17,544	17,544
Service Asst-Maint	1.4	2	2	1,239-1,342	31,462	32,100
Water Supply-Flood Forecasting Branch:						
Supvng Engr	0.4	1	1	3,128-4,156	37,536	39,348
Assoc Engr	2.9	4	4	2,360-2,845	121,869	127,708
Water Resources Engrng Assoc	1	1	1	2,251-2,717	32,604	32,604
Assoc Meteorologist	1	1	1	2,251-2,717	29,440	30,854
Asst Engrng Specialist	0.5	-	-	1,959-2,360	-	-
Asst Engr	1.6	1	1	1,959-2,360	27,243	28,090
Sr Steno	1	1	1	1,236-1,512	17,448	17,448
Snow Surveys Program:						
Sr Engr	1	1	1	2,717-3,602	39,348	39,348
Assoc Engr	2.1	3	3	2,360-2,845	96,600	97,944
Water Resources Engrng Assoc	1.9	2	2	2,251-2,717	63,339	64,830
Asst Engr	0.2	-	-	1,959-2,360	-	-
Water Resources Techn II	2	2	2	1,868-2,251	54,024	54,024
Sr Steno	1	1	1	1,236-1,512	17,448	17,448
Flood Operations Branch:						
Constrn Mgt Supvr	1	1	1	2,591-3,128	37,536	37,536
Assoc Control System Engr	0.7	1	1	2,360-2,845	30,616	32,100
Water Resources Engrng Assoc	2	2	2	2,251-2,717	64,578	65,208
Asst Civil Maint Supt	1	1	1	2,002-2,415	28,980	28,980
Asst Engr	0.7	-	-	1,959-2,360	-	-
Asst Control System Engr	0.3	-	-	1,959-2,360	-	-
Water Resources Techn II	6.4	6	6	1,868-2,251	162,072	162,072
Programmer II	-	1	1	1,827-2,197	21,924	22,944
Water Resources Techn I	0.9	2	2	1,630-1,959	45,514	46,561
Dispatcher-Clk	1	1	1	1,214-1,425	17,100	17,100
Office Asst II-Typing	1	1	1	1,048-1,367	14,568	14,568
Floodway Protection Branch:						
Supvng Engr	0.9	1	1	3,128-4,156	42,576	44,648
Staff Services Analyst-Gen	0.4	1	1	1,407-2,197	19,810	20,076
Mgt Services Techn	0.6	-	-	1,177-1,565	-	-
Sr Steno	1	1	1	1,236-1,512	17,448	17,448
Office Asst II-Typing	1	1	1	1,048-1,367	14,568	14,568
Flood Control Assistance Section:						
Sr Engr	1	1	1	2,717-3,602	39,348	39,348
Assoc Engr	2	2	2	2,360-2,845	68,280	68,280
Water Resources Techn II	1	1	1	1,868-2,251	27,012	27,012

3860 DEPARTMENT OF WATER RESOURCES—Continued

1
2
3
4
5
6
7
8
9
10
11
12
13
14
15
16
17
18
19
20
21
22
23
24
25
26
27
28
29
30
31
32
33
34
35
36
37
38
39
40
41
42
43
44
45
46
47
48
49
50
51
52
53
54
55
56
57
58
59
60
61
62
63
64
65
66
67
68
69
70
71
72
73
74
75
76
77
78
79
80
81
82
83
84
85
86
87
88
89
90
91
92
93
94
95
96
97
98

ORGANIZATIONAL UNIT Classification	NUMBER OF POSITIONS			EXPENDITURES		
	Filled 1983-84	Authorized 1984-85	Proposed 1985-86	Actual 1983-84	Estimated 1984-85	Proposed 1985-86
Floodway Management Section:				SALARY RANGE		
Sr Engr	0.8	1	1	2,717-3,602	39,348	39,348
Assoc Engr	3	3	3	2,360-2,845	102,420	102,420
Asst Engr	1.5	1	1	1,959-2,360	28,320	28,320
Water Resources Techn II	1	1	1	1,868-2,251	27,012	27,012
Encroachment Control Section:						
Sr Engr	1	1	1	2,717-3,602	39,348	39,348
Assoc Engr	1	1	1	2,360-2,845	34,140	34,140
Water Resources Engrng Assoc	1	1	1	2,251-2,717	32,604	32,604
Water Resources Techn II	3	3	3	1,868-2,251	81,036	81,036
Staff Services Analyst-Gen	1	1	1	1,407-2,197	24,888	26,067
Jr Engrng Techn	1	1	1	1,135-1,630	19,560	19,560
Office Techn-Typing	0.2	1	1	1,214-1,551	17,100	17,100
Flood Plain Management Program:						
Sr Engr	1	1	1	2,717-3,602	39,348	39,348
Assoc Engr	-	1	1	2,360-2,845	28,320	29,664
Assoc Govtl Prog Analyst	1	1	1	2,197-2,651	30,348	31,812
Office Asst II-Typing	0.4	-	-	1,048-1,367	-	-
Levee Management Section:						
Sr Engr	1	1	1	2,717-3,602	39,348	39,348
Research Analyst I-Gen	0.4	-	-	1,407-2,197	-	-
Agric Biologist	0.5	1	1	1,407-2,051	20,632	21,596
Jr Landscape Architect	0.9	1	1	1,750-2,011	22,622	23,682
Occupational Techn-Gen	0.3	1	1	1,177-1,565	16,402	17,122
Service Asst-Maint	0.1	-	-	1,239-1,342	-	-
Flood Hydrology Center:						
Supvng Engr	1	1	1	3,128-4,156	45,360	45,360
Temporary Help	10.8	24.5	21.6	(220,074)	504,472	427,979
Totals	141.8	165.5	162.6	\$3,437,970	\$4,049,843	\$4,014,394
Division Of Land And Right Of Way						
Office Of The Chief:						
C.E.A. III	1.1	1	1	3,357-4,464	53,568	53,568
Regional Adm Off I	1	1	1	1,523-2,197	23,394	24,504
Exec Secty I	0.8	1	1	1,389-1,653	17,217	17,958
Secty	0.8	1	1	1,236-1,512	15,788	16,460
Steno	0.4	-	-	1,029-1,339	-	-
Real Estate Branch:						
Supvng Land Agent-Supvy	1	1	1	2,913-3,518	42,216	42,216
Sr Land Agent	3.3	3	3	2,651-3,200	111,216	112,868
Assoc Land Agent	6.6	7	7	2,197-2,651	209,520	213,516
Asst Land Agent	2.2	1	1	1,827-2,197	22,604	23,664
Jr Right Of Way Agent	0.1	-	-	1,407-1,596	-	-
Mgt Services Techn	0.2	1	1	1,177-1,565	18,780	18,780
Sr Steno	1	2	2	1,236-1,512	32,280	32,844
Steno	2	2	2	1,029-1,339	29,442	29,958
Right Of Way Engineering Branch:						
Supvng Engr	1	1	1	3,128-4,156	45,360	45,360
Sr Engr	0.8	1	1	2,717-3,602	39,348	39,348
Supvng Land Agent-Supvy	0.2	-	-	2,913-3,518	-	-
Sr Programmer Analyst	0.7	1	1	2,651-3,200	38,400	38,400
Supvng Land Surveyor	2.7	3	3	2,251-2,717	96,678	97,812
Water Resources Engrng Assoc	1.9	2	2	2,251-2,717	65,208	65,208
Land Surveyor	2.1	2	2	2,150-2,472	52,812	55,332
Supvr-Drafting Services	1	1	1	1,959-2,360	28,320	28,320
Asst Engr	1.4	1	1	1,959-2,360	28,320	28,320
Water Resources Techn II	2.3	3	3	1,868-2,251	72,117	74,304
Sr Delineator	1	1	1	1,786-2,150	25,206	25,800
Water Resources Techn I	2	2	2	1,630-1,959	43,520	45,560
Delineator	2.1	2	2	1,491-1,786	40,481	41,372
Jr Engrng Techn	0.3	-	-	1,135-1,630	-	-
Drafting Aid II	0.1	-	-	1,371-1,630	-	-
Secty	1	1	1	1,236-1,512	17,448	17,448
Jr Drafting Aid	1	1	1	1,269-1,498	17,904	17,976
Office Asst II-Typing	0.4	-	-	1,048-1,367	-	-
Surveys-Photometrics Section:						
Sr Boundary Determination Off	1	1	1	2,717-3,279	39,348	39,348
Supvng Land Surveyor	3.7	6	6	2,251-2,717	192,222	195,624
Photogrammetrist II	4.4	4	4	2,251-2,717	130,416	130,416
Land Surveyor	3.2	1	1	2,150-2,472	29,664	29,664
Asst Engr	1.1	1	1	1,959-2,360	28,320	28,320
Photogrammetrist I	1	1	1	1,868-2,251	25,800	27,012
Water Resources Techn II	3.7	5	5	1,868-2,251	116,719	122,340
Staff Services Analyst-Gen	1	1	1	1,407-2,197	22,349	23,394
Water Resources Techn I	5.8	5	5	1,630-1,959	109,344	113,349
Jr Engrng Techn	5.2	7	7	1,135-1,630	124,859	129,126
Office Techn-Typing	1.2	1	1	1,214-1,551	17,100	17,100
Office Asst II-Typing	0.5	-	-	1,048-1,367	-	-
Service Asst-Engrng	1.9	2	2	1,055-1,135	26,496	27,360
Valuation And Property Mgt Branch:						
Supvng Land Agent-Supvy	0.9	1	1	2,913-3,518	41,089	42,216
Sr Land Agent	2.6	2	2	2,651-3,200	71,736	73,356
Assoc Land Agent	6.9	7	7	2,197-2,651	204,920	210,236
Asst Land Agent	1.3	2	2	1,827-2,197	45,718	47,868
Water Resources Techn I	0.7	1	1	1,630-1,959	21,192	22,170

3860 DEPARTMENT OF WATER RESOURCES—Continued

ORGANIZATIONAL UNIT	NUMBER OF POSITIONS			EXPENDITURES		
	Filled 1983-84	Authorized 1984-85	Proposed 1985-86	Actual 1983-84	Estimated 1984-85	Proposed 1985-86
SALARY RANGE						
Jr Right Of Way Agent	0.4	-	-	1,407-1,596	-	-
Mgt Services Techn	0.8	-	-	1,177-1,565	-	-
Sr Steno	1	1	1	1,236-1,512	17,448	17,448
Office Asst II-Typing	0.6	-	-	1,048-1,367	-	-
Steno	1.2	2	2	1,029-1,339	30,651	30,792
Temporary Help	8.1	2.4	2.4	163,832	46,876	46,876
Totals	100.7	96.4	96.4	\$2,547,429	\$2,529,414	\$2,580,911
Office Of Water Conservation						
Office Of The Chief:						
C.E.A. I	0.8	1	1	2,778-3,690	42,904	44,280
Assoc Govtl Prog Analyst	0.4	-	-	2,197-2,651	-	-
Regional Adm Off II	0.5	1	1	2,197-2,651	27,860	29,208
Regional Adm Off I	0.1	-	-	1,523-2,197	-	-
Office Techn-Typing	0.4	1	1	1,214-1,551	16,348	16,890
Steno	0.6	-	-	1,029-1,339	-	-
Urban Branch:						
Sr Planner	0.8	1	1	2,651-3,200	38,400	38,400
Assoc Govtl Prog Analyst	3.1	3	3	2,197-2,651	95,436	95,436
Assoc Planner	2.8	3	3	2,197-2,651	88,068	90,772
Land & Water Use Analyst	-	1	1	1,596-2,251	25,404	26,608
Office Techn-Typing	0.7	-	-	1,214-1,551	-	-
Editorial Aid	0.3	1	1	1,288-1,523	17,344	17,980
Office Asst II-Typing	2	2	2	1,048-1,367	27,522	27,942
Agr Water Conservation-Plan Branch:						
Sr Land & Water Use Analyst	1	1	1	2,717-3,279	38,291	39,348
Research Mgr I-Economics	0.7	-	-	2,415-2,913	-	-
Assoc Land & Water Use Analyst	1.1	2	2	2,251-2,717	57,985	60,798
Assoc Govtl Prog Analyst	1.6	3	3	2,197-2,651	83,808	87,084
Assoc Planner	1	1	1	2,197-2,651	31,812	31,812
Land & Water Use Analyst	1.2	-	-	1,596-2,251	-	-
Office Techn-Typing	1	1	1	1,214-1,551	15,561	16,230
Temporary Help	1.8	0.3	0.3	(36,679)	5,000	5,000
Totals	21.9	22.3	22.3	\$565,499	\$611,743	\$627,788
Division Of Safety Of Dams						
Office Of The Chief:						
C.E.A. III	1	1	1	3,357-4,464	53,568	53,568
Exec Secty I	1	1	1	1,389-1,653	19,836	19,836
Geology Branch:						
Supvng Engrng Geologist	1	1	1	3,128-3,780	42,090	44,114
Sr Engrng Geologist	0.9	1	1	2,717-3,279	36,231	37,989
Assoc Engrng Geologist	0.7	1	1	2,360-2,845	28,320	29,664
Engrng Geologist	0.7	1	1	1,750-2,360	25,701	26,911
Field Engineering Branch:						
Prin Engr	1.2	1	1	3,440-4,156	49,872	49,872
Supvng Engr	2.7	3	3	3,128-4,156	130,674	134,834
Sr Engr	7.9	9	9	2,717-3,602	342,389	349,451
Assoc Engr	7	8	8	2,360-2,845	264,133	266,982
Asst Engr	0.5	-	-	1,959-2,360	-	-
Water Resources Techn I	0.8	1	1	1,630-1,959	23,508	23,508
Design Engineering Branch:						
Prin Engr	1	1	1	3,440-4,156	49,872	49,872
Supvng Engr	1.5	2	2	3,128-4,156	87,612	89,652
Sr Engr	6.8	7	7	2,717-3,602	265,433	272,567
Assoc Engr	10.1	11	11	2,360-2,845	357,084	364,362
Asst Engr	1.5	1	1	1,959-2,360	28,320	28,320
Water Resources Techn II	1	1	1	1,868-2,251	25,305	26,507
Jr Civil Engr	0.5	1	1	1,750-2,011	21,510	22,536
Jr Engrng Techn	1	1	1	1,135-1,630	18,975	19,560
Secty	0.7	1	1	1,236-1,512	17,448	17,448
Safety Review Section:						
Sr Engr	1	1	1	2,717-3,602	39,348	39,348
Administration Section:						
Regional Adm Off II	1	1	1	2,197-2,651	31,812	31,812
Mgt Services Techn	0.6	1	1	1,177-1,565	16,467	16,512
Occupational Techn-Gen	0.3	-	-	1,177-1,565	-	-
Office Services Supvr I-Typing	0.7	1	1	1,214-1,551	15,659	16,346
Office Asst II-Typing	1.9	3	3	1,048-1,367	40,429	41,794
Steno	0.2	-	-	1,029-1,339	-	-
Word Processing Techn	0.7	1	1	1,048-1,309	14,844	15,414
Temporary Help	6.2	2.7	2.7	(126,338)	53,049	53,049
Totals	62.1	64.7	64.7	\$1,962,784	\$2,099,489	\$2,141,828
Div Of Operations And Maintenance						
Office Of The Chief:						
C.E.A. IV	0.9	1	1	3,618-4,680	56,160	56,160
Chief	0.8	1	1	3,440-4,156	49,872	49,872
Exec Secty I	0.7	1	1	1,389-1,653	18,618	19,434
Administration And Program Control:						
Staff Services Mgr II-Supvy	0.8	-	-	2,651-3,200	-	-
Staff Services Mgr II-Managerial	0.2	1	1	2,651-3,200	38,400	38,400
Sr Steno	1	1	1	1,236-1,512	17,448	17,448

3860 DEPARTMENT OF WATER RESOURCES—Continued

1
2
3
4
5
6
7
8
9
10
11
12
13
14
15
16
17
18
19
20
21
22
23
24
25
26
27
28
29
30
31
32
33
34
35
36
37
38
39
40
41
42
43
44
45
46
47
48
49
50
51
52
53
54
55
56
57
58
59
60
61
62
63
64
65
66
67
68
69
70
71
72
73
74
75
76
77
78
79
80
81
82
83
84
85
86
87
88
89
90
91
92
93
94
95
96
97
98

ORGANIZATIONAL UNIT Classification	NUMBER OF POSITIONS			EXPENDITURES		
	Filled 1983-84	Authorized 1984-85	Proposed 1985-86	Actual 1983-84	Estimated 1984-85	Proposed 1985-86
Administrative Services Branch:				SALARY RANGE		
Staff Services Mgr 1	1	1	1	2,415-2,913	34,956	34,956
Bus Service Off III	1	1	1	2,197-2,651	31,812	31,812
Staff Services Analyst-Gen	1	1	1	1,407-2,197	22,434	23,484
Office Techn-Typing	1	1	1	1,214-1,551	17,100	17,100
Program Control Branch:						
Staff Services Mgr 1	1	1	1	2,415-2,913	34,956	34,956
Research Analyst II-Economics	1	1	1	2,197-2,651	31,812	31,812
Assoc Govtl Prog Analyst	2.3	2	2	2,197-2,651	63,624	63,624
Water Resources Techn II	1	1	1	1,868-2,251	27,012	27,012
Staff Services Analyst-Gen	1.4	1	1	1,407-2,197	26,364	26,364
Research Analyst I-Gen	0.6	1	1	1,407-2,197	16,884	17,604
Mgt Services Techn	0.6	1	1	1,177-1,565	18,752	18,780
Water And Plant Engineering Office:						
Prin Power Operations & Maint Engr	1	1	1	3,440-4,156	49,872	49,872
Supvng Power Operations-Maint Engr	0.8	1	1	3,128-3,780	45,360	45,360
Sr Engr	1	1	1	2,717-3,602	39,348	39,348
Assoc Control System Engr	0.4	-	-	2,360-2,845	-	-
Assoc Power Operations & Maint Engr	0.8	1	1	2,360-2,845	28,320	29,664
Water Resources Engrng Assoc	0.8	1	1	2,251-2,717	32,604	32,604
Assoc Govtl Prog Analyst	0.1	-	-	2,197-2,651	-	-
Office Techn-Typing	1	1	1	1,214-1,551	15,708	16,404
Special Projects Branch:						
Civil Maintenance Branch:						
Supvng Engr	1	1	1	3,128-4,156	45,360	45,360
Sr Engr	1.8	2	2	2,717-3,602	76,014	77,790
Sr Seismologist	1	1	1	2,717-3,279	39,348	39,348
Sr Agric Biologist	1	1	1	2,360-2,845	33,628	34,140
Assoc Engr	5.5	5	5	2,360-2,845	165,786	168,408
Assoc Seismologist	1	1	1	2,360-2,845	34,140	34,140
Water Resources Engrng Assoc	2	2	2	2,251-2,717	65,208	65,208
Precision Electronics Specialist	1.5	2	2	2,150-2,472	55,464	56,676
Asst Engr	2.7	3	3	1,959-2,360	83,216	84,960
Jr Civil Engr	0.2	-	-	1,750-2,011	-	-
Office Asst II-Typing	1	1	1	1,048-1,367	14,568	14,568
Plant Maintenance Branch:						
Supvng Power Operations-Maint Engr	0.6	1	1	3,128-3,780	42,414	44,470
Elec-Mech Testing Techn III	2	2	2	2,717-3,279	78,696	78,696
Sr Power Operations & Maint Engr	2.9	3	3	2,717-3,279	115,483	117,893
Elec-Mech Testing Techn II	3	3	3	2,472-2,983	104,070	105,604
Assoc Corrosion Engr	1.8	2	2	2,360-2,845	68,280	68,280
Assoc Elec Testing Engr	0.8	1	1	2,360-2,845	30,854	32,352
Assoc Power Operations & Maint Engr	4	4	4	2,360-2,845	136,560	136,560
Assoc Govtl Prog Analyst	0.9	1	1	2,197-2,651	31,812	31,812
Mech Engr	1	1	1	1,750-2,360	25,107	26,305
Staff Services Analyst-Gen	0.1	-	-	1,407-2,197	-	-
Office Techn-Typing	0.3	1	1	1,214-1,551	15,316	15,940
Office Asst II-Typing	0.7	-	-	1,048-1,367	-	-
Steno	0.9	-	-	1,029-1,339	-	-
Plant Operations Branch:						
Supvng Power Operations-Maint Engr	1	1	1	3,128-3,780	45,360	45,360
Sr Elec Mech Testing Engr	1	1	1	2,717-3,279	39,348	39,348
Sr Power Operations & Maint Engr	0.6	1	1	2,717-3,279	32,604	34,140
Assoc Power Operations & Maint Engr	5	5	5	2,360-2,845	170,188	170,700
Water Resources Engrng Assoc	1	1	1	2,251-2,717	32,604	32,604
Research Writer	1	1	1	2,197-2,651	31,812	31,812
Supvr-Drafting Services	1	1	1	1,959-2,360	28,320	28,320
Sr Delineator	2	2	2	1,786-2,150	50,044	51,204
Graphic Artist	1	1	1	1,630-1,959	22,598	23,508
Delineator	3.1	4	4	1,491-1,786	80,373	83,132
Drafting Aid II	0.3	-	-	1,371-1,630	-	-
Word Processing Techn	2	2	2	1,048-1,309	31,416	31,416
Control Systems Branch:						
Supvng Control System Engr	1	1	1	3,128-3,780	45,360	45,360
Sr Control System Engr	3	3	3	2,717-3,279	118,044	118,044
Control System Techn III	3	3	3	2,717-3,279	118,044	118,044
Control System Techn II	1.5	2	2	2,472-2,983	64,756	67,896
Elec Constrn Supvr I	-	1	1	2,251-2,983	27,012	27,012
Assoc Control System Engr	7.5	9	9	2,360-2,845	307,260	307,260
Assoc DP Analyst	0.3	1	1	2,197-2,651	31,812	31,812
System & Testing Techn I	0.1	-	-	2,150-2,591	-	-
Office Techn-Typing	0.7	1	1	1,214-1,551	17,100	17,832
Chief Of Operations:						
Chief Utility Operations	0.9	1	1	3,780-4,571	48,714	51,096
Sr Steno	0.9	2	2	1,236-1,512	32,280	32,844
Operations Control Office:						
Prin Engr	1	1	1	3,440-4,156	49,872	49,872
Chief Water & Power Dispatcher	1	1	1	3,357-4,057	48,684	48,684
Prog Water And Power Dispatcher	3	3	3	3,200-3,869	139,284	139,284
Sr Engr	3.2	3	3	2,717-3,602	118,044	118,044
Sr Water & Power Dispatcher	-	4	4	2,983-3,602	143,184	150,144
Water & Power Dispatcher	-	8	8	2,717-3,279	260,832	273,120
Assoc Engr	2.3	2	2	2,360-2,845	58,698	61,512
Water Resources Engrng Assoc	1	1	1	2,251-2,717	32,604	32,604
Assoc Programmer Analyst	1.4	2	2	2,197-2,651	59,338	62,046
Asst Engr	2.6	2	2	1,959-2,360	54,524	55,768

3860 DEPARTMENT OF WATER RESOURCES—Continued

ORGANIZATIONAL UNIT	NUMBER OF POSITIONS			EXPENDITURES			
	Classification	Filled 1983-84	Authorized 1984-85	Proposed 1985-86	Actual 1983-84	Estimated 1984-85	Proposed 1985-86
					SALARY RANGE		
Staff Services Analyst-Gen	1.2	1	1	1,407-2,197	21,924	21,924	
Water Resources Techn I	0.8	1	1	1,630-1,959	23,508	23,508	
Mgt Services Techn	0.1	-	-	1,177-1,565	-	-	
Office Techn-Typing	1	1	1	1,214-1,551	17,100	17,100	
Steno	1	1	1	1,029-1,339	15,396	15,396	
Water Operations Branch:							
Supvng Engr	0.9	1	1	3,128-4,156	42,252	44,292	
Sr Engr	2	2	2	2,717-3,602	78,696	78,696	
Sr Water Quality Engr	0.8	1	1	2,717-3,279	39,348	39,348	
Envirntrl Specialist IV	0.8	1	1	2,591-3,128	37,536	37,536	
Assoc Engr	3.8	5	5	2,360-2,845	164,880	166,224	
Envirntrl Specialist III	0.1	-	-	2,251-2,717	-	-	
Water Resources Engrng Assoc	3	3	3	2,251-2,717	97,812	97,812	
Assoc Water Quality Biologist	0.6	1	1	2,051-2,472	24,612	25,800	
Asst Engr	0.8	1	1	1,959-2,360	26,911	28,211	
Sr Fishery Biologist	0.4	-	-	2,472-2,983	-	-	
Systems Development Branch:							
Supvng Engr	1	1	1	3,128-4,156	42,252	44,292	
Sr Engr	2.3	3	3	2,717-3,602	104,556	107,628	
Operations Research Specialist III	0.9	1	1	2,717-3,279	37,391	39,197	
Sr Electric Utilities Engr	2	2	2	2,717-3,279	78,696	78,696	
Sr Programmer Analyst	0.6	1	1	2,651-3,200	35,929	37,660	
Staff Programmer Analyst	1	1	1	2,415-2,913	34,281	34,956	
Assoc Engr	3.5	4	4	2,360-2,845	125,358	129,738	
Operations Research Specialist II	1.1	1	1	2,360-2,845	34,140	34,140	
Assoc Electric Utilities Engr	1.6	2	2	2,360-2,845	62,460	63,804	
Assoc Programmer Analyst	0.4	-	-	2,197-2,651	-	-	
Asst Engrng Specialist	0.7	1	1	1,959-2,360	25,305	26,507	
Asst Engr	0.5	-	-	1,959-2,360	-	-	
Sr Steno	0.7	-	-	1,236-1,512	-	-	
Totals	146.9	168	168	\$4,456,993	\$5,489,196	\$5,572,867	
Oroville Field Division:							
Administration:							
Chief	1	1	1	3,440-4,156	49,872	49,872	
Regional Adm Off II	1	1	1	2,197-2,651	31,812	31,812	
Water Resources Techn II	1	1	1	1,868-2,251	27,012	27,012	
Materials & Stores Supvr II	1	1	1	1,591-2,098	22,944	22,944	
Materials & Stores Supvr I	0.9	1	1	1,401-1,827	18,547	19,393	
Guide I	1	1	1	1,462-1,745	20,940	20,940	
Office Services Supvr I-Typing	0.9	1	1	1,214-1,551	15,659	16,346	
Office Techn-Typing	0.1	-	-	1,214-1,551	-	-	
Stock Clk	1	1	1	1,168-1,486	16,404	16,404	
Office Asst II-Typing	5	5	5	1,048-1,367	72,840	72,840	
O & M Engineering:							
Sr Power Operations & Maint Engr	1	1	1	2,717-3,279	39,348	39,348	
Assoc Mech Engr	0.3	1	1	2,360-2,845	28,656	30,021	
Assoc Power Operations & Maint Engr	1	1	1	2,360-2,845	33,116	34,140	
Mech Engr	0.8	-	-	1,750-2,360	-	-	
Elec Engrng Techn I	0.8	-	-	1,630-1,959	-	-	
Operations:							
Hydroelectric Plant Operations Supt ..	1	1	1	3,200-3,869	46,428	46,428	
Chief Hydroelectric Plant Opr	1	1	1	2,845-3,440	41,280	41,280	
Sr Hydroelectric Plant Opr	-	5	5	2,717-2,983	163,020	170,700	
Assoc Engr	1	1	1	2,360-2,845	34,140	34,140	
Hydroelectric Plant Opr	-	14	14	2,360-2,717	402,024	421,176	
Water Resources Techn II	3	3	3	1,868-2,251	81,036	81,036	
Hydroelectric Plant Opr Appr	-	3	3	1,433-1,959	51,588	53,676	
Mech & Tech Occupational Trainee ..	1	-	-	950-1,018	-	-	
Plant Maintenance:							
Hydroelectric Plant Maint Supt	1	1	1	3,200-3,869	46,428	46,428	
Hydroelectric Plant Elec Supvr	1	1	1	2,845-3,440	41,280	41,280	
Hydroelectric Plant Mech Supvr	1	1	1	2,845-3,440	41,280	41,280	
Control System Techn III	1	1	1	2,717-3,279	39,348	39,348	
Elec-Mech Testing Techn III	1	1	1	2,717-3,279	39,348	39,348	
Control System Techn II	2.9	3	3	2,472-2,983	100,662	103,806	
Elec-Mech Testing Techn II	2	2	2	2,472-2,983	71,592	71,592	
Hydroelectric Plant Electrician II	2	2	2	2,717-2,983	70,350	71,592	
Hydroelectric Plant Mechanic II	2	2	2	2,717-2,983	68,656	70,212	
System & Testing Techn I	0.6	1	1	2,150-2,591	31,092	31,092	
Hydroelectric Plant Electrician I	7.8	8	8	2,360-2,591	247,784	248,736	
Hydroelectric Plant Mechanic I	10.2	10	10	2,360-2,591	306,531	310,682	
Hydroelectric Plant Elec Apprentice ..	2	2	2	1,433-2,150	42,864	44,832	
Hydroelectric Plant Mech Apprentice	2.4	2	2	1,433-2,150	39,034	40,770	
Service Asst-Maint	0.4	-	-	1,055-1,135	-	-	
Civil Maintenance:							
Civil Maint Supt	1	1	1	2,360-2,845	34,140	34,140	
Asst Civil Maint Supt	1	1	1	2,002-2,415	28,980	28,980	
Maint Mechanic	2.9	3	3	1,868-2,251	73,158	73,787	
Civil Maint Supvr	3	3	3	1,745-2,098	74,664	75,528	
Maint Worker III	0.8	-	-	1,666-1,912	-	-	
Bldg & Maint Worker	1	1	1	1,557-1,868	20,016	20,472	
Lead Groundskeeper	1	1	1	1,401-1,827	19,992	19,992	
Civil Maint Journeyworker	8.1	8	8	1,591-1,827	173,290	174,572	
Groundskeeper	1	1	1	1,342-1,666	18,276	18,276	
Civil Maint Apprentice	2	2	2	1,239-1,666	33,648	35,088	

3860 DEPARTMENT OF WATER RESOURCES—Continued

ORGANIZATIONAL UNIT	NUMBER OF POSITIONS			EXPENDITURES		
	Classification	Filled 1983-84	Authorized 1984-85	Proposed 1985-86	Actual 1983-84	Estimated 1984-85
SALARY RANGE						
Janitor	1	1	1	1,038-1,294	14,376	14,376
Service Asst-Maint	1	1	1	1,055-1,135	13,608	13,680
Maint-Service Occupational Trainee ..	0.3	1	1	918-985	11,659	12,029
Civil Engineering:						
Sr Engr	1	1	1	2,717-3,602	39,348	39,348
Assoc Engr	1	1	1	2,360-2,845	34,140	34,140
Water Resources Engrng Assoc	3	3	3	2,251-2,717	97,812	97,812
Water Resources Techn II	3	3	3	1,868-2,251	81,036	81,036
Maint Mechanic	1	1	1	1,868-2,251	24,612	24,612
Totals	94.2	114	114	\$2,455,441	\$3,175,670	\$3,228,374
Delta Field Division:						
Administration:						
Chief	1	1	1	3,440-4,156	49,872	49,872
Hydroelectric Plant Operations Supt ..	1	1	1	3,200-3,869	45,538	46,428
Regional Adm Off II	1	1	1	2,197-2,651	31,812	31,812
Materials & Stores Supvr II	1	1	1	1,591-2,098	22,944	22,944
Materials & Stores Supvr I	1.9	2	2	1,401-1,827	38,409	39,243
Warehouse Worker	0.3	1	1	1,401-1,666	17,422	18,154
Mgt Services Techn	1	1	1	1,177-1,565	18,780	18,780
Office Services Supvr I-Typing	1	1	1	1,214-1,551	17,100	17,100
Office Techn-Gen	0.9	1	1	1,214-1,551	16,752	17,100
Stock Clk	0.5	-	-	1,168-1,486	-	-
Office Asst II-Typing	4.5	5	5	1,048-1,367	70,732	71,856
O & M Engineering:						
Sr Power Operations & Maint Engr	1	1	1	2,717-3,279	39,348	39,348
Assoc Engr	1	1	1	2,360-2,845	34,140	34,140
Assoc Power Operations & Maint Engr	1.6	1	1	2,360-2,845	34,140	34,140
Public Health Chemist II	0.3	1	1	2,098-2,529	28,084	29,436
Water Resources Techn II	2.7	3	3	1,868-2,251	79,527	80,733
Service Asst-Engrng	0.9	1	1	1,055-1,135	13,032	13,464
Operations:						
Hydroelectric Plant Operations Supt ..	0.7	1	1	3,200-3,869	40,314	42,252
Chief Hydroelectric Plant Opr	0.9	1	1	2,845-3,440	38,252	40,127
Sr Hydroelectric Plant Opr	-	9	9	2,717-2,983	293,436	307,260
Water Resources Engrng Assoc	1	1	1	2,251-2,717	32,604	32,604
Hydroelectric Plant Opr	-	15	15	2,360-2,717	424,800	444,960
Water Resources Techn II	4.2	3	3	1,868-2,251	76,440	77,532
Water Resources Techn I	2.5	2	2	1,630-1,959	41,512	43,442
Hydroelectric Plant Opr Appr	-	3	3	1,433-1,959	52,284	54,468
Jr Engrng Techn	0.3	1	1	1,135-1,630	14,224	14,758
Plant Maintenance:						
Hydroelectric Plant Maint Supt	1	1	1	3,200-3,869	46,428	46,428
Hydroelectric Plant Mech Supvr	1	1	1	2,845-3,440	41,280	41,280
Hydroelectric Plant Elec Supvr	1	1	1	2,845-3,440	41,280	41,280
Control System Techn III	2	2	2	2,717-3,279	78,696	78,696
Elec-Mech Testing Techn III	1	1	1	2,717-3,279	39,348	39,348
Elec-Mech Testing Techn II	1.9	2	2	2,472-2,983	69,808	71,454
Hydroelectric Plant Mechanic II	2.4	3	3	2,717-2,983	104,836	106,432
Hydroelectric Plant Electrician II	2	2	2	2,717-2,983	69,936	71,592
System & Testing Techn I	1	1	1	2,150-2,591	28,102	29,440
Hydroelectric Plant Mechanic I	8.9	9	9	2,360-2,591	276,622	279,709
Hydroelectric Plant Electrician I	4.3	5	5	2,360-2,591	151,977	154,865
Hydroelectric Plant Mech Apprentice	2	2	2	1,433-2,150	43,848	45,924
Hydroelectric Plant Elec Apprentice ..	2	2	2	1,433-2,150	39,612	41,400
Civil Maintenance:						
Civil Maint Supt	1	1	1	2,360-2,845	34,140	34,140
Asst Civil Maint Supt	2	2	2	2,002-2,415	57,960	57,960
Maint Mechanic	1	1	1	1,868-2,251	24,612	24,612
Civil Maint Supvr	5	5	5	1,745-2,098	125,880	125,880
Maint Worker III	5	5	5	1,666-1,912	114,720	114,720
Bldg & Maint Worker	1.2	3	3	1,557-1,868	57,950	60,656
Lead Groundskeeper	1	1	1	1,401-1,827	19,992	19,992
Civil Maint Journeyworker	18.1	22	22	1,591-1,827	458,160	468,407
Civil Maint Apprentice	1	2	2	1,239-1,666	32,208	32,208
Serv Asst-Maint	2.3	1	1	1,239-1,342	15,162	15,780
Janitor	1.7	1	1	1,038-1,294	13,452	13,908
Totals	101	135	135	\$2,508,214	\$3,557,507	\$3,638,054
San Luis Field Division:						
Administration:						
Chief	1	1	1	3,440-4,156	49,872	49,872
Regional Adm Off II	1	1	1	2,197-2,651	31,812	31,812
Materials & Stores Supvr II	1	1	1	1,591-2,098	22,944	22,944
Materials & Stores Supvr I	1.9	2	2	1,401-1,827	37,763	38,539
Guide I	2	2	2	1,462-1,745	41,880	41,880
Mgt Services Techn	1	1	1	1,177-1,565	18,780	18,780
Office Techn-Typing	4	4	4	1,214-1,551	64,773	66,834
Stock Clk	0.1	-	-	1,168-1,486	-	-
Office Asst II-Typing	1.8	2	2	1,048-1,367	27,870	28,740
Steno	1	1	1	1,029-1,339	15,396	15,396
Service Asst-Warehouse-Stores	1	1	1	1,038-1,198	14,376	14,376
Office Asst I-Typing	0.1	-	-	976-1,126	-	-

3860 DEPARTMENT OF WATER RESOURCES—Continued

1
2
3
4
5
6
7
8
9
10
11
12
13
14
15
16
17
18
19
20
21
22
23
24
25
26
27
28
29
30
31
32
33
34
35
36
37
38
39
40
41
42
43
44
45
46
47
48
49
50
51
52
53
54
55
56
57
58
59
60
61
62
63
64
65
66
67
68
69
70
71
72
73
74
75
76
77
78
79
80
81
82
83
84
85
86
87
88
89
90
91
92
93
94
95
96
97
98

ORGANIZATIONAL UNIT Classification	NUMBER OF POSITIONS			EXPENDITURES		
	Filled 1983-84	Authorized 1984-85	Proposed 1985-86	Actual 1983-84	Estimated 1984-85	Proposed 1985-86
O & M Engineering:				SALARY RANGE		
Sr Engr	0.4	1	1	2,717-3,602	32,604	34,140
Sr Power Operations & Maint Engr ...	0.6	1	1	2,717-3,279	32,604	34,140
Assoc Engr	0.5	-	-	2,360-2,845	-	-
Assoc Power Operations & Maint Engr	1	1	1	2,360-2,845	33,628	34,140
Water Resources Engrng Assoc	1	1	1	2,251-2,717	32,604	32,604
Supvng Land Surveyor	1	1	1	2,251-2,717	32,604	32,604
Land Surveyor	1	1	1	2,150-2,472	29,664	29,664
Water Resources Techn II	2	2	2	1,868-2,251	54,024	54,024
Water Resources Techn I	1	1	1	1,630-1,959	23,508	23,508
Jr Engrng Techn	0.7	1	1	1,135-1,630	14,022	14,532
Service Asst-Engrng	0.4	-	-	1,055-1,135	-	-
Mech & Tech Occupational Trainee ..	0.3	-	-	950-1,018	-	-
Operations:						
Hydroelectric Plant Operations Supt ..	1	1	1	3,200-3,869	46,428	46,428
Chief Hydroelectric Plant Opr	1	1	1	2,845-3,440	39,197	41,119
Sr Hydroelectric Plant Opr	-	10	10	2,717-2,983	326,040	341,400
Water Resources Engrng Assoc	2	2	2	2,251-2,717	63,339	64,830
Hydroelectric Plant Opr	-	15	15	2,360-2,717	424,800	444,960
Water Resources Techn II	3.9	4	4	1,868-2,251	102,947	104,544
Water Resources Techn I	2	2	2	1,630-1,959	45,924	47,016
Hydroelectric Plant Opr Appr	-	2	2	1,433-1,959	34,392	35,784
Jr Engrng Techn	1.9	3	3	1,135-1,630	46,370	48,228
Service Asst-Engrng	0.4	-	-	1,055-1,135	-	-
Plant Maintenance:						
Hydroelectric Plant Maint Supt	1	1	1	3,200-3,869	46,428	46,428
Hydroelectric Plant Elec Supvr	1	1	1	2,845-3,440	41,280	41,280
Hydroelectric Plant Mech Supvr	1	1	1	2,845-3,440	41,280	41,280
Control System Techn III	1	1	1	2,717-3,279	39,348	39,348
Elec-Mech Testing Techn III	1	1	1	2,717-3,279	39,348	39,348
Control System Techn II	2.8	3	3	2,472-2,983	102,446	103,944
Hydroelectric Plant Electrician II	2	2	2	2,717-2,983	71,592	71,592
Hydroelectric Plant Mechanic II	1.9	2	2	2,717-2,983	67,896	71,178
Hydroelectric Plant Electrician I	5.7	6	6	2,360-2,591	183,724	186,076
Hydroelectric Plant Mechanic I	6	7	7	2,360-2,591	209,020	214,550
Hydroelectric Plant Elec Apprentice ..	2	2	2	1,433-2,150	43,848	45,924
Hydroelectric Plant Mech Apprentice ..	1.7	2	2	1,433-2,150	39,612	41,400
Civil Maintenance:						
Civil Maint Supt	1	1	1	2,360-2,845	34,140	34,140
Asst Civil Maint Supt	1.9	2	2	2,002-2,415	56,510	57,848
Maint Mechanic	3	3	3	1,868-2,251	73,652	73,836
Civil Maint Supvr	4.8	5	5	1,745-2,098	125,496	125,880
Maint Worker III	4.3	4	4	1,666-1,912	91,776	91,776
Bldg & Maint Worker	1	1	1	1,557-1,868	20,092	20,472
Civil Maint Journeyworker	14.4	18	18	1,591-1,827	374,280	382,980
Lead Groundskeeper	1	1	1	1,401-1,827	19,992	19,992
Civil Maint Apprentice	1	1	1	1,239-1,666	17,544	18,276
Groundskeeper	1	1	1	1,342-1,666	18,276	18,276
Service Asst-Maint	1.9	2	2	1,239-1,342	31,266	31,884
Janitor	3	3	3	1,038-1,294	42,816	43,128
Service Asst-Janitor	0.4	1	1	967-1,114	12,054	12,438
Maint-Service Occupational Trainee ..	1.3	1	1	918-985	11,688	12,060
Totals	105.1	139	139	\$2,535,139	\$3,595,569	\$3,678,172
San Joaquin Field Division:						
Administration:						
Chief	1	1	1	3,440-4,156	48,308	49,674
Regional Adm Off II	1	1	1	2,197-2,651	31,812	31,812
Warehouse Mgr I	1	1	1	1,745-2,303	25,176	25,176
Materials & Stores Supvr II	1	1	1	1,591-2,098	22,944	22,944
Materials & Stores Supvr I	2	2	2	1,401-1,827	39,984	39,984
Warehouse Worker	1	1	1	1,401-1,666	18,276	18,276
Mgt Services Techn	1	1	1	1,177-1,565	18,780	18,780
Office Techn-Gen	1	1	1	1,214-1,551	17,100	17,100
Office Techn-Typing	2	2	2	1,214-1,551	33,504	34,200
Office Services Supvr I-Typing	1	1	1	1,214-1,551	17,100	17,100
Stock Clk	0.4	1	1	1,168-1,486	14,524	15,074
Office Asst II-Typing	4.5	5	5	1,048-1,367	67,021	68,782
Service Asst-Warehouse-Stores	1	1	1	1,038-1,198	12,834	13,242
Office Asst I-Typing	0.1	-	-	976-1,126	-	-
O & M Engineering:						
Sr Power Operations & Maint Engr ...	1	1	1	2,717-3,279	39,348	39,348
Control System Techn III	2	2	2	2,717-3,279	78,696	78,696
Control System Techn II	3	3	3	2,472-2,983	107,388	107,388
Assoc Power Operations & Maint Engr	1.8	2	2	2,360-2,845	68,280	68,280
Assoc Engr	2	2	2	2,360-2,845	68,280	68,280
Water Resources Engrng Assoc	1	1	1	2,251-2,717	32,604	32,604
Elec Engr	0.3	1	1	1,750-2,360	22,020	23,052
Water Resources Techn II	3	3	3	1,868-2,251	80,733	81,036
Water Resources Techn I	1	1	1	1,630-1,959	23,508	23,508
Service Asst-Engrng	0.4	-	-	1,055-1,135	-	-
Operations:						
Hydroelectric Plant Operations Supt ..	1	1	1	3,200-3,869	46,428	46,428
Chief Hydroelectric Plant Opr	4	4	4	2,845-3,440	165,120	165,120
Sr Hydroelectric Plant Opr	-	11	11	2,717-2,983	358,644	375,540
Hydroelectric Plant Mechanic II	0.8	1	1	2,717-2,983	33,884	35,520

3860 DEPARTMENT OF WATER RESOURCES—Continued

ORGANIZATIONAL UNIT	NUMBER OF POSITIONS			EXPENDITURES			
	Classification	Filled 1983-84	Authorized 1984-85	Proposed 1985-86	Actual 1983-84	Estimated 1984-85	Proposed 1985-86
					SALARY RANGE		
Hydroelectric Plant Opr	-	17	17	2,360-2,717	481,440	504,288	
Water Resources Techn II	2.2	3	3	1,868-2,251	76,440	77,532	
Hydroelectric Plant Opr Apprentice ..	-	10	10	1,433-1,959	189,828	198,432	
Water Resources Techn I	5.6	6	6	1,630-1,959	137,328	138,252	
Service Asst-Engrng	1	1	1	1,055-1,135	13,680	13,680	
Plant Maintenance:							
Hydroelectric Plant Maint Supt	1	1	1	3,200-3,869	46,428	46,428	
Hydroelectric Plant Mech Supvr	1.9	2	2	2,845-3,440	77,298	81,085	
Hydroelectric Plant Elec Supvr	2	2	2	2,845-3,440	82,560	82,560	
Elec-Mech Testing Techn III	1	1	1	2,717-3,279	39,348	39,348	
Hydroelectric Plant Electrician II	3	3	3	2,717-2,983	107,388	107,388	
Hydroelectric Plant Mechanic II	4.8	5	5	2,717-2,983	176,536	178,428	
Elec-Mech Testing Techn II	2.3	2	2	2,472-2,983	71,592	71,592	
Hydroelectric Plant Mechanic I	24.2	27	27	2,360-2,591	816,517	833,415	
Hydroelectric Plant Electrician I	14.7	16	16	2,360-2,591	487,959	495,330	
Hydroelectric Plant Elec Apprentice ..	4.1	4	4	1,433-2,150	79,644	83,328	
Hydroelectric Plant Mech Apprentice ..	4	4	4	1,433-2,150	88,788	92,952	
Service Asst-Maint	0.4	-	-	1,055-1,135	-	-	
Civil Maintenance:							
Civil Maint Supt	1	1	1	2,360-2,845	32,955	33,939	
Utility Shops Supvr	1	1	1	2,051-2,472	27,012	27,012	
Asst Civil Maint Supt	1.9	2	2	2,002-2,415	55,390	57,848	
Maint Mechanic	2	2	2	1,868-2,251	49,224	49,224	
Civil Maint Supvr	4.5	5	5	1,745-2,098	122,832	125,496	
Maint Worker III	4.3	4	4	1,666-1,912	91,776	91,776	
Bldg & Maint Worker	5.4	6	6	1,557-1,868	122,300	122,832	
Civil Maint Journeyworker	15	17	17	1,591-1,827	358,206	364,768	
Civil Maint Apprentice	4.5	5	5	1,239-1,666	86,280	89,208	
Groundskeeper	1	1	1	1,342-1,666	18,154	18,276	
Service Asst-Maint	4.7	4	4	1,239-1,342	64,416	64,416	
Maint-Service Occupational Trainee ..	0.3	-	-	918-985	-	-	
Totals	157.1	204	204	\$4,014,946	\$5,493,615	\$5,605,777	
Southern Field Division:							
Administration:							
Chief	1	1	1	3,440-4,156	49,872	49,872	
Regional Adm Off II	1	1	1	2,197-2,651	31,812	31,812	
Warehouse Mgr I	0.8	1	1	1,745-2,303	24,888	25,176	
Materials & Stores Supvr II	1.2	1	1	1,591-2,098	19,917	20,861	
Guide II	1	1	1	1,591-1,912	22,944	22,944	
Materials & Stores Supvr I	2.1	2	2	1,401-1,827	39,984	39,984	
Guide I	1	1	1	1,462-1,745	20,940	20,940	
Mgt Services Techn	0.9	1	1	1,177-1,565	18,780	18,780	
Office Services Supvr I-Typing	0.8	1	1	1,214-1,551	17,100	17,100	
Office Techn-Typing	1.7	2	2	1,214-1,551	32,661	33,330	
Office Asst II-Typing	5.4	7	7	1,048-1,367	95,620	97,858	
Office Asst II-Gen	1	1	1	1,048-1,309	14,568	14,568	
Service Asst-Warehouse-Stores	0.3	-	-	1,038-1,198	-	-	
Office Asst I-Typing	0.5	-	-	976-1,126	-	-	
Maint-Service Occupational Trainee ..	0.5	1	1	918-985	11,688	12,060	
O & M Engineering:							
Sr Engr	1	1	1	2,717-3,602	39,046	39,348	
Sr Power Operations & Maint Engr	1	1	1	2,717-3,279	39,348	39,348	
Assoc Power Operations & Maint Engr ..	2	2	2	2,360-2,845	67,000	68,280	
Assoc Engr	1	1	1	2,360-2,845	34,140	34,140	
Water Resources Engrng Assoc	2	2	2	2,251-2,717	64,956	65,208	
Associate Water Quality Biologist	1	1	1	2,051-2,472	29,664	29,664	
Asst Engr	2.2	3	3	1,959-2,360	78,317	80,687	
Water Resources Techn II	5	5	5	1,868-2,251	134,115	134,898	
Jr Civil Engr	0.4	-	-	1,750-2,011	-	-	
Water Resources Techn I	0.1	-	-	1,630-1,959	-	-	
Jr Engrng Techn	2	2	2	1,135-1,630	35,816	37,396	
Operations:							
Hydroelectric Plant Operations Supt ..	1	1	1	3,200-3,869	46,428	46,428	
Chief Hydroelectric Plant Opr	1	1	1	2,845-3,440	41,280	41,280	
Sr Hydroelectric Plant Opr	-	10	10	2,717-2,983	326,040	341,400	
Hydroelectric Plant Opr	-	18	18	2,360-2,717	509,760	533,952	
Water Resources Engrng Assoc	2	2	2	2,251-2,717	63,696	65,208	
Water Resources Techn II	8.4	9	9	1,868-2,251	238,007	239,604	
Hydroelectric Plant Opr Appr	-	8	8	1,433-1,959	147,024	153,276	
Water Resources Techn I	3	5	5	1,630-1,959	105,650	109,519	
Civil Maint Journeyworker	0.7	1	1	1,591-1,827	21,924	21,924	
Jr Engrng Techn	1.5	1	1	1,135-1,630	16,948	17,660	
Service Asst-Maint	0.3	2	2	1,055-1,135	26,784	27,360	
Service Asst-Engrng	0.6	-	-	1,055-1,135	-	-	
Mech & Tech Occupational Trainee ..	0.6	2	2	950-1,018	23,934	24,660	
Plant Maintenance:							
Hydroelectric Plant Maint Supt	1	1	1	3,200-3,869	46,428	46,428	
Hydroelectric Plant Elec Supvr	1.9	2	2	2,845-3,440	79,532	81,407	
Hydroelectric Plant Mech Supvr	1.9	2	2	2,845-3,440	75,229	78,888	
Control System Techn III	2	2	2	2,717-3,279	78,696	78,696	
Elec-Mech Testing Techn III	1	1	1	2,717-3,279	39,348	39,348	
Hydroelectric Plant Electrician II	3.5	4	4	2,717-2,983	139,104	142,356	
Hydroelectric Plant Mechanic II	3.5	4	4	2,717-2,983	139,104	142,356	
Control System Techn II	4.9	5	5	2,472-2,983	175,410	176,940	
Elec-Mech Testing Techn II	2.2	2	2	2,472-2,983	70,626	71,592	

3860 DEPARTMENT OF WATER RESOURCES—Continued

ORGANIZATIONAL UNIT	NUMBER OF POSITIONS			EXPENDITURES			
	Classification	Filled 1983-84	Authorized 1984-85	Proposed 1985-86	Actual 1983-84	Estimated 1984-85	Proposed 1985-86
					SALARY RANGE		
Hydroelectric Plant Electrician 1	8.4	8	8	2,360-2,591	247,427	248,736	
Hydroelectric Plant Mechanic 1	10.9	11	11	2,360-2,591	337,910	340,941	
Hydroelectric Plant Elec Apprentice ..	5.4	5	5	1,433-2,150	99,672	104,124	
Hydroelectric Plant Mech Apprentice ..	4.3	4	4	1,433-2,150	79,728	83,376	
Mech & Tech Occupational Trainee ..	0.4	2	2	950-1,018	23,903	24,630	
Civil Maintenance:							
Civil Maint Supt	1	1	1	2,360-2,845	31,812	33,336	
Asst Civil Maint Supt	2	2	2	2,002-2,415	57,960	57,960	
Maint Mechanic	3	3	3	1,868-2,251	73,836	73,836	
Civil Maint Supvr	5.8	6	6	1,745-2,098	148,620	150,096	
Maint Worker III	1	1	1	1,666-1,912	22,944	22,944	
Bldg & Maint Worker	5.3	6	6	1,557-1,868	119,945	122,096	
Civil Maint Journeyworker	17.7	20	20	1,591-1,827	424,115	430,160	
Civil Maint Apprentice	2.4	3	3	1,239-1,666	48,113	50,106	
Groundskeeper	1	1	1	1,342-1,666	18,276	18,276	
Maint Worker I	0.5	-	-	1,401-1,523	-	-	
Service Asst-Maint	3.5	4	4	1,239-1,342	62,532	63,768	
Janitor	0.4	-	-	1,038-1,294	-	-	
Service Asst-Janitor	0.1	-	-	967-1,114	-	-	
Maint-Service Occupational Trainee ..	0.6	1	1	918-985	11,688	12,060	
Totals	151.6	200	200	\$3,754,724	\$5,142,609	\$5,250,981	
Temporary Help	62.2	168.5	168.5	1,426,680	3,274,346	3,274,346	
Biweekly	128	-	-	3,615,677	-	-	
Totals, Division Of Operations And Maintenance	946.1	1,128.5	1,128.5	\$24,767,814	\$29,728,512	\$30,248,571	
Division Of Design And Construction							
Office Of The Chief:							
C.E.A. IV	0.9	1	1	3,618-4,680	56,160	56,160	
Sr Mech Engr	-	1	1	2,717-3,279	32,604	34,140	
Constrn Supvr II	0.3	1	1	2,591-3,128	34,554	36,231	
Assoc Mech Engr	0.6	-	-	2,360-2,845	-	-	
Water Resources Engrng Assoc	0.4	-	-	2,251-2,717	-	-	
Regional Adm Off II	0.8	1	1	2,197-2,651	31,812	31,812	
Exec Secty I	1	1	1	1,389-1,653	19,836	19,836	
Mgt Services Techn	1	1	1	1,177-1,565	17,466	18,222	
Program Control Office:							
Supvng Engr	1	1	1	3,128-4,156	37,536	39,348	
Sr Engr	2	2	2	2,717-3,602	78,696	78,696	
Assoc Engr	2.6	5	5	2,360-2,845	153,240	157,272	
Assoc Budget Analyst	1	1	1	2,197-2,651	31,812	31,812	
Asst Engr	1.1	-	-	1,959-2,360	-	-	
Staff Services Analyst-Gen	1	1	1	1,407-2,197	24,504	25,671	
Design Office:							
Office Of The Chief:							
C.E.A. III	1	1	1	3,357-4,464	53,568	53,568	
Sr Engr	1	1	1	2,717-3,602	39,348	39,348	
Sr Steno	1	1	1	1,236-1,512	17,448	17,448	
Civil Design Branch:							
Supvng Engr	3.7	4	4	3,128-4,156	172,904	175,428	
Prin Engr	1	1	1	3,440-4,156	49,872	49,872	
Sr Engr	11.8	13	13	2,717-3,602	493,252	499,900	
Sr Architect	1	1	1	2,717-3,279	36,376	38,140	
Assoc Architect	2.9	3	3	2,360-2,845	102,420	102,420	
Assoc Engr	31.7	39	39	2,360-2,845	1,246,090	1,274,776	
Architectural Assoc	2	2	2	2,251-2,717	64,200	65,208	
Water Resources Engrng Assoc	3.8	4	4	2,251-2,717	124,824	126,132	
Asst Engr	15.7	17	17	1,959-2,360	438,394	454,168	
Asst Engrng Specialist	0.5	-	-	1,959-2,360	-	-	
Structural Drafting Techn III	11.7	12	12	1,959-2,360	337,801	339,404	
Water Resources Techn II	2.5	2	2	1,868-2,251	54,024	54,024	
Staff Services Analyst-Gen	1	1	1	1,407-2,197	24,266	25,419	
Structural Drafting Techn II	2.1	2	2	1,786-2,150	51,600	51,600	
Jr Civil Engr	0.1	-	-	1,750-2,011	-	-	
Water Resources Techn I	1	1	1	1,630-1,959	23,326	23,508	
Structural Drafting Techn I	1	1	1	1,491-1,786	20,472	21,432	
Delineator	0.8	1	1	1,491-1,786	20,016	20,952	
Jr Engrng Techn	2	3	3	1,135-1,630	49,431	51,485	
Office Techn-Typing	0.9	1	1	1,214-1,551	17,100	17,100	
Sr Steno	1	1	1	1,236-1,512	17,448	17,448	
Office Asst II-Typing	1	1	1	1,048-1,367	12,954	13,374	
Engineering Services Branch:							
Supvng Engr	1	1	1	3,128-4,156	45,360	45,360	
Sr Specification Writer	1	1	1	2,717-3,279	37,101	38,895	
Sr Cost Estimator	1	1	1	2,717-3,279	39,197	39,348	
Assoc Specification Writer	5.1	6	6	2,360-2,845	177,354	185,784	
Mech Estimator II	0.3	-	-	2,251-2,717	-	-	
Assoc Cost Estimator	6.4	6	6	2,251-2,717	184,900	189,065	
Sr Delineator	0.5	1	1	1,786-2,150	22,962	24,060	
Delineator	0.5	-	-	1,491-1,786	-	-	
Office Techn-Typing	1.3	2	2	1,214-1,551	34,200	34,200	
Office Services Supvr I-Typing	0.7	-	-	1,214-1,551	-	-	
Office Asst II-Typing	1	1	1	1,048-1,367	14,568	14,568	
Drafting Aid I	1	1	1	1,135-1,321	15,134	15,748	
Word Processing Techn	2.6	3	3	1,048-1,309	42,815	44,139	

3860 DEPARTMENT OF WATER RESOURCES—Continued

ORGANIZATIONAL UNIT	NUMBER OF POSITIONS			EXPENDITURES			
	Classification	Filled 1983-84	Authorized 1984-85	Proposed 1985-86	Actual 1983-84	Estimated 1984-85	Proposed 1985-86
Mechanical Design Branch:							
Prin Mech & Elec Engr	1	1	1	3,440-4,156	49,679	49,872	
Supvng Mech Engr	2	2	2	3,128-3,780	86,350	89,830	
Sr Mech Engr	5.8	7	7	2,717-3,279	261,371	268,265	
Assoc Mech Engr	15.4	24	24	2,360-2,845	762,652	779,528	
Assoc Mech Engr	3.3	2	2	2,360-2,845	56,640	59,328	
Mech Engrng Techn III	3	3	3	2,051-2,472	88,992	88,992	
Mech Engr	12.8	15	15	1,750-2,360	364,194	381,536	
Mech Engrng Techn II	3.9	4	4	1,868-2,251	104,775	106,440	
Delineator	0.5	2	2	1,491-1,786	35,784	37,368	
Sr Steno	1	1	1	1,236-1,512	17,448	17,448	
Electrical Design Branch:							
Prin Mech & Elec Engr	1	1	1	3,440-4,156	49,872	49,872	
Supvng Elec Engr	1.8	2	2	3,128-3,780	87,612	89,652	
Sr Elec Engr	5.9	6	6	2,717-3,279	230,434	233,974	
Assoc Elec Engr-Hydraulic Structure	15.3	19	19	2,360-2,845	594,967	610,358	
Elec Engrng Techn III	3.7	4	4	2,051-2,472	118,208	118,656	
Elec Engr	7.9	7	7	1,750-2,360	174,480	181,456	
Asst Engrng Specialist-Electrical	1	1	1	1,959-2,360	26,911	28,211	
Elec Engrng Techn II	2.3	3	3	1,868-2,251	74,824	77,532	
Staff Services Analyst-Gen	0.9	1	1	1,407-2,197	25,518	26,238	
Elec Engrng Techn I	0.2	-	-	1,630-1,959	-	-	
Delineator	1	1	1	1,491-1,786	21,432	21,432	
Drafting Aid II	1.5	2	2	1,371-1,630	35,035	36,533	
Jr Engrng Techn	0.2	1	1	1,135-1,630	16,638	17,370	
Office Techn-Typing	1	1	1	1,214-1,551	16,230	16,926	
Drafting Aid I	0.1	-	-	1,135-1,321	-	-	
Service Asst-Engrng	0.8	-	-	1,055-1,135	-	-	
Project Geology Branch:							
Supvng Engrng Geologist	1	1	1	3,128-3,780	45,360	45,360	
Sr Engrng Geologist	2	1	1	2,717-3,279	39,348	39,348	
Assoc Engrng Geologist	1	2	2	2,360-2,845	61,436	63,804	
Engrng Geologist	4.3	2	2	1,750-2,360	55,768	56,640	
Office Techn-Typing	1	1	1	1,214-1,551	17,100	17,100	
Construction Office:							
Office Of The Chief:							
Branch Chief	0.8	1	1	3,602-4,360	52,320	52,320	
Sr Steno	1	1	1	1,236-1,512	17,448	17,448	
Office Asst II-Typing	1	1	1	1,048-1,367	14,568	14,568	
Contract Administration Branch:							
Supvng Constrn Engr	0.8	1	1	3,128-3,780	42,252	44,292	
Sr Engr	0.8	1	1	2,717-3,602	39,348	39,348	
Constrn Mgt Supvr	4	4	4	2,591-3,128	149,274	150,144	
Assoc Engr	1	1	1	2,360-2,845	34,140	34,140	
Water Resources Engrng Assoc	2.9	4	4	2,251-2,717	122,003	124,746	
Water Resources Techn II	4	4	4	1,868-2,251	108,048	108,048	
Jr Civil Engr	-	-	-	1,750-2,011	-	-	
Water Resources Techn I	2.8	3	3	1,630-1,959	66,576	67,488	
Jr Engrng Techn	2.8	3	3	1,135-1,630	54,188	56,614	
Office Techn-Typing	1	1	1	1,214-1,551	17,100	17,100	
Office Techn-Gen	1	1	1	1,214-1,551	17,100	17,100	
DP Techn	1	1	1	1,198-1,523	16,995	17,727	
Office Asst II-Typing	0.9	1	1	1,048-1,367	14,524	14,568	
Office Asst II-Gen	0.9	1	1	1,048-1,309	13,339	13,774	
Office Asst I-Typing	0.1	-	-	976-1,126	-	-	
Office Asst I-Gen	0.1	1	1	944-1,087	11,790	12,156	
Construction Office Out-of-State:							
Sr Engr	0.2	-	-	2,717-3,602	-	-	
Sacramento Project Headquarters:							
Prin Constrn Engr	0.5	-	-	3,440-4,156	-	-	
Prin Engr	0.4	1	1	3,440-4,156	48,521	49,872	
Supvng Constrn Engr	0.3	1	1	3,128-3,780	41,928	43,936	
Supvng Engr-Equip & Materials	0.8	1	1	3,128-3,780	39,831	41,766	
Constrn Supvr III	1	1	1	2,983-3,602	43,224	43,224	
Sr Engr	2.7	4	4	2,717-3,602	143,904	146,976	
Mech Constrn Supvr II	1.8	3	3	2,591-3,440	99,575	102,744	
Elec Constrn Supvr II	0.7	2	2	2,591-3,440	68,193	70,140	
Sr Elec Engr	1	1	1	2,717-3,279	37,838	39,348	
Constrn Mgt Supvr	3.7	5	5	2,591-3,128	176,790	181,733	
Constrn Supvr II	2	4	4	2,591-3,128	137,256	140,280	
Supvr-Equip & Materials Inspection	1	1	1	2,591-3,128	37,536	37,536	
Mech Constrn Supvr I	6.1	7	7	2,251-2,983	215,512	219,583	
Elec Constrn Supvr I	5	5	5	2,251-2,983	153,419	157,634	
Assoc Steel Inspector	0.8	1	1	2,251-2,983	28,656	30,021	
Assoc Elec Engr-Hydraulic Structure	1.3	1	1	2,360-2,845	34,140	34,140	
Assoc Mech Engr	1	1	1	2,360-2,845	34,140	34,140	
Assoc Engr	3	4	4	2,360-2,845	122,502	126,744	
Water Resources Engrng Assoc	4.5	6	6	2,251-2,717	183,180	187,056	
Constrn Supvr I	4.6	6	6	2,251-2,717	186,196	188,876	
Elec Constrn Inspector	1.9	1	1	1,868-2,472	23,508	24,612	
Mech Constrn Inspector	0.8	-	-	1,868-2,472	-	-	
Elec Engr	2.2	2	2	1,750-2,360	51,164	53,625	
Mech Engr	1.1	1	1	1,750-2,360	26,608	27,884	
Asst Engr	3.6	3	3	1,959-2,360	79,071	81,499	
Constrn Inspector	1	1	1	1,868-2,251	24,612	25,800	
Water Resources Techn II	7.6	7	7	1,868-2,251	182,079	185,380	

3860 DEPARTMENT OF WATER RESOURCES—Continued

ORGANIZATIONAL UNIT	NUMBER OF POSITIONS			EXPENDITURES			
	Classification	Filed 1983-84	Authorized 1984-85	Proposed 1985-86	Actual 1983-84	Estimated 1984-85	Proposed 1985-86
					SALARY RANGE		
Jr Civil Engr	2.9	2	2	1,750-2,011	44,126	46,194	
Constrn Inspector Techn	6.3	7	7	1,371-1,959	133,098	137,364	
Water Resources Techn I	2	2	2	1,630-1,959	46,015	47,016	
Jr Engrng Techn	0.4	3	3	1,135-1,630	41,724	43,200	
Office Techn-Typing	1.3	4	4	1,214-1,551	59,722	61,318	
Office Asst II-Typing	6	5	5	1,048-1,367	56,892	57,744	
Office Asst II-Gen	1.8	2	2	1,048-1,309	23,432	29,136	
Service Asst-Engrng	1.7	2	2	1,055-1,135	26,712	27,144	
Office Asst I-Gen	0.9	1	1	944-1,087	12,316	12,711	
Mech & Tech Occupational Trainee	0.5	-	-	950-1,018	-	-	
Asst Clk	0.1	-	-	832-950	-	-	
Lancaster Project Headquarters:							
Prin Constrn Engr	1	1	1	3,440-4,156	49,872	49,872	
Supvng Constrn Engr	0.7	3	3	3,128-3,780	121,392	127,220	
Constrn Supvr III	1.4	1	1	2,983-3,602	43,224	43,224	
Elec Constrn Supvr II	1	1	1	2,591-3,440	36,666	37,536	
Mech Constrn Supvr II	1	1	1	2,591-3,440	36,666	37,536	
Constrn Supvr II	2.9	4	4	2,591-3,128	143,700	145,212	
Constrn Mgt Supvr	1	2	2	2,591-3,128	68,193	70,140	
Mech Constrn Supvr I	2.8	3	3	2,251-2,983	94,536	95,943	
Elec Constrn Supvr I	2	2	2	2,251-2,983	64,578	65,208	
Assoc Elec Engr-Hydraulic Structure	1	1	1	2,360-2,845	34,140	34,140	
Assoc Engr	1.6	4	4	2,360-2,845	119,772	123,846	
Constrn Supvr I	18.9	24	24	2,251-2,717	740,613	755,938	
Materials & Research Engrng Assoc	0.8	-	-	2,251-2,717	-	-	
Assoc Cost Estimator	0.8	1	1	2,251-2,717	32,604	32,604	
Water Resources Engrng Assoc	2.9	5	5	2,251-2,717	148,448	152,464	
Regional Adm Off II	1	1	1	2,197-2,651	31,812	31,812	
Mech Constrn Inspector	0.3	-	-	1,868-2,472	-	-	
Elec Engr	1.2	2	2	1,750-2,360	42,000	44,040	
Mech Engr	0.7	1	1	1,750-2,360	24,152	25,305	
Asst Engr	1.9	3	3	1,959-2,360	76,623	80,271	
Constrn Inspector	2.7	2	2	1,868-2,251	54,024	54,024	
Water Resources Techn II	6.4	8	8	1,868-2,251	204,789	208,785	
Jr Civil Engr	0.8	1	1	1,750-2,011	21,935	22,966	
Constrn Inspector Techn	3.4	4	4	1,371-1,959	78,350	81,892	
Water Resources Techn I	3.2	5	5	1,630-1,959	107,295	110,376	
Materials & Stores Supvr I	0.9	1	1	1,401-1,827	17,483	18,215	
Jr Engrng Techn	1.3	3	3	1,135-1,630	47,928	49,836	
Office Techn-Typing	2.6	4	4	1,214-1,551	64,708	65,956	
Office Services Supvr I-Typing	-	1	1	1,214-1,425	14,568	15,120	
Stock Clk	1	1	1	1,168-1,486	16,404	16,404	
Office Asst II-Typing	1.5	3	3	1,048-1,367	42,090	42,510	
Service Asst-Engrng	1.2	1	1	1,055-1,135	13,032	13,464	
Mech & Tech Occupational Trainee	0.4	-	-	950-1,018	-	-	
Temporary Help	31	51.1	51.1	(863,341)	930,237	930,237	
Totals, Division Of Design And Construction	454.6	543.1	543.1	\$12,868,826	\$15,133,410	\$15,455,783	
Northern District							
Office Of The Chief:							
Prin Engr	0.8	1	1	3,440-4,156	49,872	49,872	
Secty	1	1	1	1,236-1,512	17,448	17,448	
Administrative Branch:							
Regional Adm Off II	1	1	1	2,197-2,651	30,714	31,812	
Bus Service Asst	0.8	1	1	1,523-1,827	21,760	21,924	
Personnel Asst I	0.6	1	1	1,126-1,551	18,442	18,612	
Sr Steno	0.4	-	-	1,236-1,512	-	-	
Stock Clk	0.3	1	1	1,168-1,486	14,568	15,144	
Office Asst II-Typing	2	3	3	1,048-1,367	42,564	43,488	
Service Asst-Warehouse-Stores	0.7	-	-	1,038-1,198	-	-	
Seasonal Clk	0.5	-	-	846-967	-	-	
Planning Branch:							
Supvng Engr	1	1	1	3,128-4,156	45,360	45,360	
Sr Engr	3.3	3	3	2,717-3,602	111,300	112,836	
Sr Engrng Geologist	-	1	1	2,717-3,279	40,062	40,062	
Staff Park & Recr Specialist	1	1	1	2,651-3,200	38,400	38,400	
Envirntrl Specialist IV	1	1	1	2,591-3,128	37,536	37,536	
Assoc Engrng Geologist	-	2	2	2,360-2,845	67,384	68,280	
Assoc Engr	4	4	4	2,360-2,845	117,252	132,798	
Water Resources Engrng Assoc	5.6	2	2	2,251-2,717	65,082	65,208	
Research Writer	1	1	1	2,197-2,651	31,812	31,812	
Asst Engr	2.7	1	1	1,959-2,360	28,320	28,320	
Engrng Geologist	-	2	2	1,750-2,360	54,625	55,877	
Envirntrl Specialist II	0.3	1	1	1,868-2,251	22,780	23,876	
Water Resources Techn II	5.9	2	2	1,868-2,251	54,024	54,024	
Sr Delineator	1	1	1	1,786-2,150	25,800	25,800	
Jr Civil Engr	1.3	2	2	1,750-2,011	42,255	44,298	
Envirntrl Specialist I	0.7	-	-	1,537-1,845	-	-	
Drafting Aid II	1	1	1	1,371-1,630	16,452	17,196	
Jr Engrng Techn	2	1	1	1,135-1,630	18,486	19,341	
Office Asst II-Typing	1	1	1	1,048-1,367	14,568	14,568	
Drafting Aid I	0.1	-	-	1,135-1,321	-	-	

3860 DEPARTMENT OF WATER RESOURCES—Continued

ORGANIZATIONAL UNIT Classification	NUMBER OF POSITIONS			EXPENDITURES		
	Filled 1983-84	Authorized 1984-85	Proposed 1985-86	Actual 1983-84	Estimated 1984-85	Proposed 1985-86
Water Management And Data Branch:				SALARY RANGE		
Supvng Engrng Geologist	1	1	1	3,128-3,780	45,360	45,360
Sr Engr	1	2	2	2,717-3,602	78,696	78,696
Sr Land & Water Use Analyst	1	1	1	2,717-3,279	39,348	39,348
Sr Engrng Geologist	0.8	-	-	2,717-3,279	-	-
Research Mgr II-Economics	0.5	-	-	2,651-3,200	-	-
Envirntrl Specialist IV	1	1	1	2,591-3,128	36,666	37,536
Assoc Engrng Geologist	2	-	-	2,360-2,845	-	-
Assoc Land & Water Use Analyst	3	3	3	2,251-2,717	97,812	97,812
Water Resources Engrng Assoc.....	-	4	4	2,251-2,717	130,416	130,416
Asst Engr	1	2	2	1,959-2,360	53,823	55,029
Engrng Geologist	4.7	1	1	1,750-2,360	21,000	22,020
Envirntrl Specialist II	1.3	2	2	1,868-2,251	48,093	50,392
Water Resources Techn II	3.7	7	7	1,868-2,251	189,084	189,084
Envirntrl Specialist I	0.6	-	-	1,537-1,845	-	-
Jr Engrng Techn	1	2	2	1,135-1,630	37,452	38,244
Office Techn-Typing	1	1	1	1,214-1,551	16,404	17,100
Temporary Help	5.7	0.8	0.8	(75,903)	16,171	16,171
Totals	70.3	64.8	64.8	\$1,862,519	\$1,837,191	\$1,871,100
Central District						
Office Of The Chief:						
C.E.A. III	0.6	1	1	3,357-4,464	53,568	53,568
Prin Engr	0.4	-	-	3,440-4,156	-	-
Editorial Asst	1	1	1	1,827-2,197	24,024	25,176
Exec Secty I	1	1	1	1,389-1,653	18,618	19,434
Administrative Branch:						
Regional Adm Off III	1	1	1	2,415-2,913	34,146	34,956
Staff Services Analyst-Gen	0.9	2	2	1,407-2,197	42,159	43,470
Bus Service Asst	0.9	1	1	1,523-1,827	18,276	19,092
Property Clk I	1	1	1	1,401-1,827	19,992	19,992
Mgt Services Techn	0.6	-	-	1,177-1,565	-	-
Acctg Techn	1	1	1	1,214-1,551	17,100	17,100
Personnel Asst I	1	1	1	1,126-1,551	18,612	18,612
Office Techn-Gen	0.2	-	-	1,214-1,551	-	-
Office Services Supvr I-Filing	0.8	1	1	1,214-1,425	17,100	17,100
Office Asst II-Typing	3	3	3	1,048-1,367	43,704	43,704
Word Processing Techn	1	1	1	1,048-1,309	15,708	15,708
Office Asst II-Gen	0.5	-	-	1,048-1,309	-	-
Office Asst I-Gen	-	-	-	944-1,087	-	-
Planning & Tech Services Branch:						
Supvng Engr	1	1	1	3,128-4,156	45,360	45,360
Sr Engr	2.3	3	3	2,717-3,602	111,300	112,836
Sr Engrng Geologist	1	1	1	2,717-3,279	39,348	39,348
Sr Water Quality Engr	0.1	-	-	2,717-3,279	-	-
Sr Land & Water Use Analyst	1	1	1	2,717-3,279	39,348	39,348
Research Mgr II-Economics	1	1	1	2,651-3,200	38,400	38,400
Envirntrl Specialist IV	1	1	1	2,591-3,128	37,536	37,536
Assoc Park & Recr Specialist	1	1	1	2,415-2,913	34,956	34,956
Assoc Engrng Geologist	1	1	1	2,360-2,845	34,140	34,140
Assoc Engr	2.7	3	3	2,360-2,845	96,600	97,944
Assoc Land & Water Use Analyst	3	3	3	2,251-2,717	97,812	97,812
Water Resources Engrng Assoc	3	3	3	2,251-2,717	97,812	97,812
Engrng Geologist	0.8	1	1	1,750-2,360	21,000	22,020
Asst Engr	1.4	2	2	1,959-2,360	52,288	53,427
Land & Water Use Analyst	1	1	1	1,596-2,251	26,103	27,012
Water Resources Techn II	2	1	1	1,868-2,251	27,012	27,012
Research Analyst I-Economics	1	1	1	1,407-2,197	23,214	24,312
Sr Delineator	1	1	1	1,786-2,150	25,800	25,800
Jr Civil Engr	0.3	-	-	1,750-2,011	-	-
Sr Steno	1	1	1	1,236-1,512	17,448	17,448
Office Asst II-Typing	0.8	1	1	1,048-1,367	15,120	15,120
Data & Operations Branch:						
Supvng Engr	1	1	1	3,128-4,156	45,360	45,360
Envirntrl Prog Mgr I	0.5	1	1	2,983-3,602	42,252	43,224
Sr Engr	2.8	2	2	2,717-3,602	78,696	78,696
Sr Water Quality Biologist	0.5	-	-	2,472-2,983	-	-
Assoc Engr	5.6	7	7	2,360-2,845	226,956	230,028
Assoc Control System Engr	1.8	2	2	2,360-2,845	62,460	63,904
Envirntrl Specialist III	1	1	1	2,251-2,717	31,596	32,604
Assoc Land & Water Use Analyst	1	1	1	2,251-2,717	32,604	32,604
Water Resources Engrng Assoc	3.8	4	4	2,251-2,717	124,824	126,132
System & Testing Techn I	1	1	1	2,150-2,591	31,092	31,092
Assoc Water Quality Biologist	2.2	3	3	2,051-2,472	83,940	85,128
Asst Engr	3.4	3	3	1,959-2,360	84,960	84,960
Envirntrl Specialist II	0.6	1	1	1,868-2,251	22,780	23,876
Water Resources Techn II	9	9	9	1,868-2,251	242,300	243,108
Mate-Fisheries Vessel	1	1	1	1,786-1,959	23,508	23,508
Water Resources Techn I	6.1	7	7	1,630-1,959	155,948	159,932
Jr Engrng Techn	1	1	1	1,135-1,630	19,560	19,560
Sr Steno	1	1	1	1,236-1,512	17,448	17,448
Steno	2	2	2	1,029-1,339	30,792	30,792
Service Asst-Engrng	1.6	1	1	1,055-1,135	13,680	13,680
Mech & Tech Occupational Trainee ..	0.1	1	1	950-1,018	11,905	12,270

3860 DEPARTMENT OF WATER RESOURCES—Continued

ORGANIZATIONAL UNIT Classification	NUMBER OF POSITIONS			EXPENDITURES		
	Filled 1983-84	Authorized 1984-85	Proposed 1985-86	Actual 1983-84	Estimated 1984-85	Proposed 1985-86
Bay-Delta Studies Branch:				SALARY RANGE		
Supvng Engr	1	1	1	3,128-4,156	45,360	45,360
Sr Engr	3.5	4	4	2,717-3,602	156,788	157,392
Envirntl Prog Mgr I	2.3	1	1	2,983-3,602	43,224	43,224
Sr Water Quality Engr	0.1	-	-	2,717-3,279	-	-
Assoc Engr	11	12	12	2,360-2,845	384,462	393,084
Assoc Water Quality Engr	0.1	-	-	2,360-2,845	-	-
Plant Ecologist	0.5	-	-	2,360-2,845	-	-
Water Resources Engrng Assoc	4.5	3	3	2,251-2,717	97,812	97,812
Envirntl Specialist III	2	3	3	2,251-2,717	88,482	92,772
Assoc Planner	1	-	-	2,197-2,651	-	-
Asst Engr	3.3	5	5	1,959-2,360	127,154	131,850
Asst Engrng Specialist	0.5	-	-	1,959-2,360	-	-
Envirntl Specialist II	-	1	1	1,868-2,251	22,416	23,508
Jr Civil Engr	0.2	1	1	1,750-2,011	21,085	22,106
Jr Engrng Techn	0.8	-	-	1,135-1,630	-	-
Mgt Services Techn	0.8	1	1	1,177-1,565	18,156	18,924
Sr Steno	0.5	-	-	1,236-1,512	-	-
Office Asst II-Typing	0.4	2	2	1,048-1,367	24,608	25,028
Steno	2	1	1	1,029-1,339	15,396	15,396
Temporary Help	14.3	7.2	7.2	(283,907)	145,998	145,998
Totals	138.1	135.2	135.2	\$3,733,478	\$3,777,206	\$3,825,815
San Joaquin District						
Office Of The Chief:						
Prin Engr	1	1	1	3,440-4,156	49,872	49,872
Sr Steno	1	1	1	1,236-1,512	17,448	17,448
Office Asst II-Typing	0.2	1	1	1,048-1,367	12,954	13,374
Office Asst I-Typing	0.7	-	-	976-1,126	-	-
Administrative Branch:						
Regional Adm Off II	1	1	1	2,197-2,651	31,812	31,812
Land & Water Use Analyst	0.4	-	-	1,596-2,251	-	-
Staff Services Analyst-Gen	0.3	1	1	1,407-2,197	18,825	19,617
Mgt Services Techn	0.7	-	-	1,177-1,565	-	-
Stock Clk	1	1	1	1,168-1,486	16,404	16,404
Office Asst II-Typing	1.7	1	1	1,048-1,367	13,736	14,216
Asst Clk	0.1	1	1	832-950	10,608	10,904
Planning Branch:						
Supvng Engr	1	1	1	3,128-4,156	45,360	45,360
Sr Engr	2	3	3	2,717-3,602	111,300	112,836
Sr Land & Water Use Analyst	1	1	1	2,717-3,279	39,348	39,348
Sr Engrng Geologist	1	1	1	2,717-3,279	39,348	39,348
Sr Power Operations & Maint Engr	0.4	1	1	2,717-3,279	39,348	39,348
Research Mgr II-Economics	1	1	1	2,651-3,200	38,400	38,400
Constrn Supvr II	0.5	-	-	2,591-3,128	-	-
Assoc Mech Engr	1	1	1	2,360-2,845	34,140	34,140
Assoc Engr	3.6	4	4	2,360-2,845	134,016	135,536
Envirntl Specialist III	0.4	1	1	2,251-2,717	28,333	29,699
Assoc Land & Water Use Analyst	2	2	2	2,251-2,717	65,208	65,208
Research Writer	1	1	1	2,197-2,651	31,812	31,812
Public Health Chemist II	0.9	1	1	2,098-2,529	27,860	29,208
Asst Engr	4.1	4	4	1,959-2,360	107,538	111,318
Mech Engr	1.1	2	2	1,750-2,360	49,320	50,340
Envirntl Specialist II	1.5	1	1	1,868-2,251	23,417	24,520
Water Resources Techn II	2	2	2	1,868-2,251	54,024	54,024
Land & Water Use Analyst	1.6	1	1	1,596-2,251	26,103	27,012
Research Analyst I-Economics	1.2	1	1	1,407-2,197	23,844	24,984
Sr Delineator	1	1	1	1,786-2,150	25,800	25,800
Jr Civil Engr	1.6	7	7	1,750-2,011	149,296	156,466
Envirntl Specialist I	0.1	-	-	1,537-1,845	-	-
Lab Techn-Chemical Analysis	1.5	2	2	1,491-1,786	37,045	38,758
Sr Steno	1	1	1	1,236-1,512	17,448	17,448
Office Asst II-Typing	1	2	2	1,048-1,367	26,398	27,262
Water Supply Branch:						
Sr Engr	1	1	1	2,717-3,602	39,348	39,348
Assoc Engr	4.5	4	4	2,360-2,845	136,560	136,560
Assoc Water Quality Engr	0.1	-	-	2,360-2,845	-	-
Water Resources Engrng Assoc	3.7	4	4	2,251-2,717	127,028	128,428
Water Resources Techn II	8.2	8	8	1,868-2,251	211,500	212,592
Water Resources Techn I	1	1	1	1,630-1,959	22,088	23,144
Jr Engrng Techn	1	1	1	1,135-1,630	17,718	18,486
Sr Steno	1	1	1	1,236-1,512	17,448	17,448
Temporary Help	0.9	0.3	0.3	(26,187)	13,266	13,266
Totals	63	70.3	70.3	\$1,715,370	\$1,931,321	\$1,961,094
Southern District						
Office Of The Chief:						
C.E.A. III	1	1	1	3,357-4,464	53,568	53,568
Exec Secty I	1	1	1	1,389-1,653	19,836	19,836
Administrative Branch:						
Regional Adm Off II	1	1	1	2,197-2,651	28,980	30,348
Staff Services Analyst-Gen	1	1	1	1,407-2,197	24,984	26,166
Mgt Services Techn	1	1	1	1,177-1,565	18,780	18,780
Personnel Asst I	0.8	1	1	1,126-1,551	18,417	18,612

3860 DEPARTMENT OF WATER RESOURCES—Continued

1
2
3
4
5
6
7
8
9
10
11
12
13
14
15
16
17
18
19
20
21
22
23
24
25
26
27
28
29
30
31
32
33
34
35
36
37
38
39
40
41
42
43
44
45
46
47
48
49
50
51
52
53
54
55
56
57
58
59
60
61
62
63
64
65
66
67
68
69
70
71
72
73
74
75
76
77
78
79
80
81
82
83
84
85
86
87
88
89
90
91
92
93
94
95
96
97
98

ORGANIZATIONAL UNIT	NUMBER OF POSITIONS			EXPENDITURES			
	Classification	Filled 1983-84	Authorized 1984-85	Proposed 1985-86	Actual 1983-84	Estimated 1984-85	Proposed 1985-86
					SALARY RANGE		
Office Techn-Typing	0.3	-	-		1,214-1,551	-	-
Office Techn-Gen	1	1	1		1,214-1,551	15,414	16,056
Sr Word Processing Techn	0.5	1	1		1,260-1,486	15,120	15,708
Office Asst II-Typing	4.6	6	6		1,048-1,367	81,264	81,744
Planning Branch:							
Prin Engr	1	1	1		3,440-4,156	49,872	49,872
Research Writer	1	1	1		2,197-2,651	31,812	31,812
Editorial Aid	0.7	1	1		1,288-1,523	18,276	18,276
Sec'y	1	1	1		1,236-1,512	17,448	17,448
Res Monitoring & Evaluation Section:							
Supvng Engrng Geologist	1	1	1		3,128-3,780	45,360	45,360
Sr Engr	0.9	2	2		2,717-3,602	78,696	78,696
Sr Land & Water Use Analyst	1	1	1		2,717-3,279	36,811	38,593
Assoc Engrng Geologist	1	1	1		2,360-2,845	34,140	34,140
Assoc Geochemist	1	1	1		2,360-2,845	34,140	34,140
Assoc Engr	2.5	4	4		2,360-2,845	132,798	134,268
Assoc Land & Water Use Analyst	1.5	2	2		2,251-2,717	57,628	60,420
Research Analyst II-Gen	0.8	-	-		2,197-2,651	-	-
Public Health Chemist II	1	1	1		2,098-2,529	30,348	30,348
Engrng Geologist	1	1	1		1,750-2,360	27,339	28,320
Asst Engr	0.5	1	1		1,959-2,360	28,320	28,320
Public Health Chemist I	1	1	1		1,827-2,197	26,364	26,364
Jr Engrng Techn	1	1	1		1,135-1,630	19,560	19,560
DP Techn	1	1	1		1,198-1,523	18,276	18,276
Office Asst II-Typing	-	1	1		1,048-1,309	13,161	13,638
Resources Management Section:							
Sr Engr	0.8	1	1		2,717-3,602	39,348	39,348
Research Mgr II-Economics	1	-	-		2,651-3,200	-	-
Assoc Engrng Geologist	1	-	-		2,360-2,845	-	-
Assoc Engr	1.5	2	2		2,360-2,845	64,518	65,988
Assoc Planner	1	-	-		2,197-2,651	-	-
Asst Engr	0.1	-	-		1,959-2,360	-	-
Asst Engrng Specialist	0.2	-	-		1,959-2,360	-	-
Sr Delineator	1	-	-		1,786-2,150	-	-
Economics And Planning Section:							
Sr Engr	1	-	-		2,717-3,602	-	-
Research Mgr II-Economics	-	1	1		2,651-3,200	38,400	38,400
Assoc Engr	2.1	1	1		2,360-2,845	28,320	29,664
Water Resources Engrng Assoc	0.7	-	-		2,251-2,717	-	-
Assoc Planner	-	1	1		2,197-2,651	28,196	29,550
Asst Engr	0.3	-	-		1,959-2,360	-	-
Sr Delineator	-	1	1		1,786-2,150	25,800	25,800
Jr Engrng Tech	0.4	1	1		1,260-1,486	17,832	17,832
Office Asst II-Typing	0.8	-	-		1,048-1,367	-	-
Water Projects Branch:							
Supvng Engr	1	1	1		3,128-4,156	45,360	45,360
Sec'y	0.5	-	-		1,236-1,512	-	-
Future Water Supply Section:							
Sr Engr	2	2	2		2,717-3,602	78,696	78,696
Assoc Engr	0.9	1	1		2,360-2,845	30,973	32,478
Assoc Engrng Geologist	1.5	-	-		2,360-2,845	-	-
Water Resources Engrng Assoc	1	-	-		2,251-2,717	-	-
Asst Eng	0.3	-	-		1,959-2,360	-	-
Jr Civil Engr	0.1	1	1		1,750-2,011	24,132	24,132
Office Asst II-Typing	0.2	1	1		1,048-1,367	14,568	14,568
Steno	0.7	-	-		1,029-1,339	-	-
Contract Administration Section:							
Sr Engr	0.6	1	1		2,717-3,602	32,604	34,140
Assoc Engr	3	3	3		2,360-2,845	102,420	102,420
Asst Engr	2.8	3	3		1,959-2,360	80,148	81,252
Water Resources Techn II	1.7	2	2		1,868-2,251	49,428	50,520
Staff Services Analyst-Gen	1	1	1		1,407-2,197	24,024	25,176
Jr Civil Engr	-	-	-		1,750-2,011	-	-
Temporary Help	4.4	1.8	1.8		(106,813)	28,515	28,515
Totals	64.7	62.8	62.8		\$1,804,063	\$1,729,994	\$1,752,508
TOTALS, AUTHORIZED POSITIONS	2,694.8	3,043	3,038.5		\$70,704,156	\$80,874,513	\$82,146,676
Regular/Ongoing Positions	2,501.5	2,730	2,730		66,437,046	74,781,825	76,182,456
Temporary Help	193.3	313	308.5		4,267,110	6,092,688	5,964,220

3940 STATE WATER RESOURCES CONTROL BOARD *

ORGANIZATIONAL UNIT	NUMBER OF POSITIONS			EXPENDITURES			
	Classification	Filed 1983-84	Authorized 1984-85	Proposed 1985-86	Actual 1983-84	Estimated 1984-85	Proposed 1985-86
State Board							
Executive:							
Chairman	1	1	1	\$50,594	\$50,594	\$50,594	
Member	2.9	4	4	48,176	192,704	192,704	
C.E.A. V	1	1	1	3,980-4,960	59,520	59,520	
C.E.A. IV	1.7	2	2	3,618-4,680	111,557	112,320	
C.E.A. III	1	1	1	3,357-4,464	56,448	56,448	
Asst Div Chief	0.8	-	-	3,200-3,869	-	-	
Staff Services Mgr I	0.9	1	1	2,415-2,913	34,821	34,956	
Labor Relations Specialist I	1	1	1	2,415-2,913	34,956	34,956	
Assoc Govtl Prog Analyst	0.1	-	-	2,197-2,651	-	-	
Staff Services Analyst-Gen	1.9	2	2	1,407-2,197	52,728	52,728	
Exec Secty II	1	1	1	1,512-1,809	21,708	21,708	
Exec Secty I	3.9	4	4	1,389-1,653	79,344	79,344	
Totals	17.2	18	18	\$632,139	\$694,380	\$695,278	
Office Of Legislative & Public Affairs:							
Staff Counsel II	0.5	1	1	3,128-3,780	40,314	42,252	
Chief	1	1	1	3,372-3,534	42,408	42,408	
Staff Counsel I	0.5	-	-	2,845-3,440	-	-	
Info Off I	0.8	0.8	0.8	2,197-2,651	25,450	25,450	
Editorial Techn	0.4	0.5	0.5	1,407-1,673	10,038	10,038	
Mgt Services Techn	0.9	1	1	1,177-1,565	18,547	18,766	
Office Techn-Typing	0.1	-	-	1,214-1,551	-	-	
Word Processing Techn	0.8	1	1	1,048-1,309	14,936	15,512	
Totals	5	5.3	5.3	\$141,090	\$151,693	\$154,426	
Office Of The Chief Counsel:							
Staff Counsel III	3	3	3	3,602-4,360	156,960	156,960	
Staff Counsel II	7.7	8.6	8.6	3,128-3,780	382,424	388,316	
Staff Counsel I	2.9	2.8	2.8	2,845-3,440	103,883	108,906	
Water Resources Control Engr	-	0.1	0.1	1,750-2,011	2,100	2,202	
Legal Support Supvr I	1	1	1	1,512-1,983	21,708	21,708	
Sr Legal Steno	1.4	1.6	1.6	1,331-1,729	29,624	30,083	
Office Techn-Typing	0.9	1	1	1,214-1,551	17,100	17,100	
Totals	16.9	18.1	18.1	\$633,255	\$713,799	\$725,275	
Division Of Technical Services:							
Prin Engr	1.2	2	2	3,440-4,156	99,744	99,744	
Envirntrl Prog Mgr II	-	1	1	3,440-4,156	41,280	43,224	
Supvng Engrng Geologist	1	1	1	3,128-3,780	45,360	45,360	
Supvng Water Resource Control Engr	1	1	1	3,128-3,780	37,536	39,348	
Envirntrl Prog Mgr I	0.4	2	2	2,983-3,602	71,592	75,072	
Sr Engrng Geologist	3	3	3	2,717-3,279	118,044	118,044	
Sr Water Resource Control Engr	3	4	4	2,717-3,279	150,648	152,184	
Envirntrl Specialist IV	1.8	5	4	2,591-3,128	168,348	138,308	
Assoc Engrng Geologist	0.2	9	9	2,360-2,845	254,880	266,976	
Assoc Water Resource Control Engr ..	3.3	6.9	6.9	2,360-2,845	214,608	221,562	
Envirntrl Specialist III	8.8	11.3	8.3	2,251-2,717	341,504	257,845	
Sanitary Engrng Assoc	1.8	2	2	2,251-2,717	60,706	62,044	
Assoc Govtl Prog Analyst	2.9	2.7	1.7	2,197-2,651	79,344	51,397	
Engrng Geologist	1.2	2	2	1,750-2,360	48,557	50,340	
Water Resources Control Engr	0.2	1.3	1.3	1,750-2,360	27,300	28,626	
Envirntrl Specialist II	0.7	-	-	1,868-2,251	-	-	
Staff Services Analyst-Gen	1	1	1	1,407-2,197	25,671	26,364	
Graduate Student Asst	-	8.5	8.5	1,156-1,750	117,912	122,196	
Secty	3.2	6	6	1,236-1,512	96,840	98,532	
Word Processing Techn	0.9	1	1	1,048-1,309	15,708	15,708	
Totals	35.6	70.7	65.7	\$1,099,382	\$2,015,582	\$1,912,874	
Division Of Administrative Services:							
Prin Engr	0.3	-	-	3,440-4,156	-	-	
C.E.A. II	0.6	1	1	3,052-4,057	47,744	48,684	
Staff Services Mgr III	0.9	1	1	2,913-3,518	41,411	42,216	
Operations Research Specialist III	1	1	1	2,717-3,279	39,348	39,348	
DP Mgr II	1	1	1	2,651-3,200	38,400	38,400	
Staff Services Mgr II	0.5	1	1	2,651-3,200	31,812	33,336	
DP Mgr I	1	1	1	2,415-2,913	34,956	34,956	
Staff DP Analyst	2	3	3	2,415-2,913	98,892	100,260	
Acctg Administrator I	0.8	1	1	2,415-2,913	28,980	30,348	
Staff Services Mgr I	4	4	4	2,415-2,913	139,824	139,824	
Operations Research Specialist II	1	1	1	2,360-2,845	34,140	34,140	
Assoc Programmer Analyst	2.5	6.3	6.3	2,197-2,651	179,713	184,547	
Assoc DP Analyst	2	2	2	2,197-2,651	62,964	63,624	
Sr Acctg Off-Supvr	1	1	1	2,197-2,651	31,812	31,812	
Assoc Mgt Analyst	1	1	1	2,197-2,651	31,324	31,812	
Assoc Personnel Analyst	1.5	2	2	2,197-2,651	58,176	59,448	
Assoc Adm Analyst	1	1	1	2,197-2,651	31,812	31,812	
Assoc Budget Analyst	2	2	2	2,197-2,651	63,624	63,624	
Assoc Govtl Prog Analyst	5.7	7	7	2,197-2,651	208,045	212,396	
Bus Service Off II	1	1	1	2,002-2,415	28,980	28,980	
Programmer II	1	1	1	1,827-2,197	26,067	26,364	
Bus Service Off I	2	2	2	1,827-2,197	52,332	52,728	
Staff Services Analyst-Gen	6.4	7.5	7.5	1,407-2,197	174,646	182,117	

*The Salary Range and the amounts shown in 1984-85 and 1985-86 for this department do not reflect the 1984-85 fiscal year salary increase adjustment. This adjustment is reflected in the departmental Summary by Object of the Governor's Budget.

3940 STATE WATER RESOURCES CONTROL BOARD—Continued

1
2
3
4
5
6
7
8
9
10
11
12
13
14
15
16
17
18
19
20
21
22
23
24
25
26
27
28
29
30
31
32
33
34
35
36
37
38
39
40
41
42
43
44
45
46
47
48
49
50
51
52
53
54
55
56
57
58
59
60
61
62
63
64
65
66
67
68
69
70
71
72
73
74
75
76
77
78
79
80
81
82
83
84
85
86
87
88
89
90
91
92
93
94
95
96
97
98

ORGANIZATIONAL UNIT Classification	NUMBER OF POSITIONS			EXPENDITURES		
	Filled 1983-84	Authorized 1984-85	Proposed 1985-86	Actual 1983-84	Estimated 1984-85	Proposed 1985-86
				SALARY RANGE		
DP Techn Supvr I	0.8	1	1	1,745-2,098	20,940	21,924
Programmer I	1.9	3	3	1,407-1,827	56,658	59,239
Accountant I - Specialist	2	2	2	1,401-1,827	38,207	39,016
Bus Service Asst	2	2	2	1,523-1,827	43,694	43,848
Personnel Asst II	0.7	0.8	0.8	1,481-1,768	16,859	16,973
Sr DP Techn	0.3	-	-	1,462-1,745	-	-
Accountant Trainee	0.8	1	1	1,467-1,673	17,994	18,768
Bus Mgt Trainee	1.9	2	2	1,407-1,596	38,304	38,304
Mgt Services Techn	1.7	2	2	1,177-1,565	37,560	37,560
Sr Mach Opr	1	1	1	1,317-1,557	18,684	18,684
Office Techn-Typing	1.7	2	2	1,214-1,551	33,728	34,140
Personnel Asst I	3.1	3	3	1,126-1,551	53,666	55,186
Acctg Techn	3.6	4.6	4.6	1,214-1,551	76,128	76,680
DP Techn	2	2	2	1,198-1,523	35,635	36,367
Secty	2	2.3	2.3	1,236-1,512	39,346	39,568
Sr Word Processing Techn	1	1	1	1,260-1,486	17,466	17,832
Stock Clk	1	1	1	1,168-1,486	16,404	16,404
Mach Opr III-Gen	1	1	1	1,222-1,437	17,244	17,244
Office Asst II-Typing	4.6	4.5	4.5	1,048-1,367	65,752	66,220
Steno	0.1	-	-	1,029-1,339	-	-
Mach Opr I-Gen	1	1	1	1,135-1,321	15,852	15,852
Office Asst II-Gen	0.6	0.6	0.6	1,048-1,309	8,741	8,741
Word Processing Techn	0.5	0.5	0.5	1,048-1,309	7,854	7,854
Key Data Opr	2.9	3	3	976-1,309	47,124	47,124
Totals	78.4	90.1	90.1	\$1,844,875	\$2,208,842	\$2,244,304
Division Of Water Rights:						
C.E.A. III	1	1	1	3,357-4,464	53,568	53,568
Asst Div Chief	1	2	2	3,200-3,869	84,828	86,712
Supvng Water Resource Control Engr	3.4	4	4	3,128-3,780	173,616	175,428
Envirntrl Prog Mgr I	1	1	1	2,983-3,602	43,224	43,224
Water Reclam-Sludge Specialist	0.9	-	-	2,717-3,279	-	-
Sr Water Resource Control Engr	12	11	11	2,717-3,279	432,828	432,828
Envirntrl Specialist IV	1	1	1	2,591-3,128	37,536	37,536
Assoc Water Resource Control Engr	14.9	15.8	15.8	2,360-2,845	531,885	533,229
Envirntrl Specialist III	5.8	6	6	2,251-2,717	189,719	192,572
Assoc Land & Water Use Analyst	1	1	1	2,251-2,717	32,604	32,604
Sanitary Engrng Assoc	9.7	8.6	8.6	2,251-2,717	269,069	273,715
Research Writer	1	1	1	2,197-2,651	31,812	31,812
State Archeologist II	1	-	-	2,002-2,415	-	-
Water Resources Control Engr	3.8	5	5	1,750-2,360	121,987	127,808
Envirntrl Specialist II	0.5	1.7	1.7	1,868-2,251	38,538	40,387
Sr Graphic Artist	0.4	1	1	1,868-2,251	27,012	27,012
Land & Water Use Analyst	1	1	1	1,596-2,251	27,012	27,012
Sanitary Engrng Techn	0.5	1	1	1,630-2,251	22,780	23,876
Staff Services Analyst-Gen	1	1	1	1,407-2,197	16,884	17,604
Sr Delineator	1.6	1	1	1,786-2,150	25,800	25,800
Delineator	1	1	1	1,491-1,786	21,432	21,432
Office Services Supvr II-Gen	1	1	1	1,358-1,768	19,332	19,332
Exec Secty I	1	1	1	1,389-1,653	19,836	19,836
Sanitary Engrng Techn Trainee	1.5	0.3	0.3	1,135-1,630	5,082	5,302
Office Techn-Typing	0.8	1	1	1,214-1,551	14,982	15,561
Office Services Supvr I-Typing	0.6	1	1	1,214-1,551	17,100	17,100
Secty	3.1	3.1	3.1	1,236-1,512	49,821	51,062
Sr Steno	1	1	1	1,236-1,512	17,448	17,448
Office Services Supvr I-Filing	0.3	-	-	1,214-1,425	-	-
Office Asst II-Typing	4.4	5	5	1,048-1,367	72,188	72,960
Steno	1	1	1	1,029-1,339	15,396	15,396
Word Processing Techn	2.5	2.7	2.7	1,048-1,309	41,257	41,620
Totals	80.7	82.2	82.2	\$2,367,083	\$2,454,376	\$2,479,776
Program Development And Assessment:						
Envirntrl Prog Mgr II	1	1	1	3,440-4,156	49,575	49,872
Asst Div Chief-Regional Exec Off	0.5	1	1	3,200-3,869	46,428	46,428
Staff Toxicologist	1	1	1	3,200-3,869	46,428	46,428
Staff Counsel II	0.8	-	-	3,128-3,780	-	-
Envirntrl Prog Mgr I	1	1	1	2,983-3,602	43,224	43,224
Envirntrl Specialist IV	4.2	5.7	5.7	2,591-3,128	202,773	207,120
Assoc Water Resource Control Engr	2.1	2	2	2,360-2,845	68,079	68,280
Envirntrl Specialist III	5.9	5	5	2,251-2,717	156,552	161,508
Assoc Land & Water Use Analyst	1	1	1	2,251-2,717	30,021	31,470
Research Writer	0.8	1	1	2,197-2,651	31,812	31,812
Assoc Mgt Analyst	0.8	1	1	2,197-2,651	31,812	31,812
Water Resources Control Engr	0.9	2.7	2.7	1,750-2,360	67,136	70,140
Staff Services Analyst-Gen	0.9	1	1	1,407-2,197	21,865	21,924
Research Analyst I-Gen	0.7	1	1	1,407-2,197	21,924	22,944
Envirntrl Hazards Specialist	0.7	2	2	1,407-2,051	43,216	45,596
Mgt Services Techn	0.1	-	-	1,177-1,565	-	-
Secty	2	2	2	1,236-1,512	34,483	34,896
Office Asst II-Typing	0.6	0.6	0.6	1,048-1,367	7,125	7,356
Steno	1	1	1	1,029-1,339	15,255	15,396
Word Processing Techn	1.4	2	2	1,048-1,309	30,301	31,220
Office Occupations Clk	0.2	0.5	0.5	913-1,048	5,781	5,953
Totals	27.6	32.5	32.5	\$761,357	\$953,790	\$973,379

3940 STATE WATER RESOURCES CONTROL BOARD—Continued

1
2
3
4
5
6
7
8
9
10
11
12
13
14
15
16
17
18
19
20
21
22
23
24
25
26
27
28
29
30
31
32
33
34
35
36
37
38
39
40
41
42
43
44
45
46
47
48
49
50
51
52
53
54
55
56
57
58
59
60
61
62
63
64
65
66
67
68
69
70
71
72
73
74
75
76
77
78
79
80
81
82
83
84
85
86
87
88
89
90
91
92
93
94
95
96
97
98

ORGANIZATIONAL UNIT Classification	NUMBER OF POSITIONS			EXPENDITURES		
	Filled 1983-84	Authorized 1984-85	Proposed 1985-86	Actual 1983-84	Estimated 1984-85	Proposed 1985-86
Division Of Water Quality:				SALARY RANGE		
C.E.A. III	0.9	1	1	3,357-4,464	52,523	53,568
Prin Engr	0.5	-	-	3,440-4,156	-	-
Asst Div Chief-Regional Exec Off	2	2	2	3,200-3,869	92,856	92,856
Supvng Water Resource Control Engr	6	6	6	3,128-3,780	272,160	272,160
Envirntl Prog Mgr I	1	1	-1	2,983-3,602	43,224	43,224
Supvr-Waste Water Treatment	1	1	1	2,717-3,279	39,348	39,348
Sr Water Resource Control Engr	15.9	14	14	2,717-3,279	549,664	550,872
Staff Services Mgr II-Supvry	1	1	1	2,651-3,200	38,400	38,400
Staff Services Mgr I	1.1	2	2	2,415-2,913	68,292	69,912
Assoc Water Resource Control Engr ..	22.4	21.9	21.9	2,360-2,845	719,761	729,207
Trng Coordinator	2	2	2	2,251-2,717	65,208	65,208
Sanitary Engrng Assoc	14.4	12	12	2,251-2,717	374,845	381,334
Envirntl Specialist III	2.8	4	4	2,251-2,717	124,824	126,132
Assoc DP Analyst	0.7	1	1	2,197-2,651	31,812	31,812
Assoc Govtl Prog Analyst	11.6	12	12	2,197-2,651	373,008	377,644
State Archeologist II	1	1	1	2,002-2,415	28,980	28,980
Water Resources Control Engr	9.3	9	9	1,750-2,360	226,583	235,248
Sanitary Engrng Techn	2	2	2	1,630-2,251	54,024	54,024
Staff Services Analyst-Gen	11.2	13.5	13.5	1,407-2,197	307,652	315,810
Exec Secty I	0.8	1	1	1,389-1,653	18,411	19,233
Sanitary Engrng Techn Trainee	1.8	1	1	1,135-1,630	18,618	19,487
Mgt Services Techn	0.4	-	-	1,177-1,565	-	-
Office Services Supvr I-Typing	0.9	1	1	1,214-1,551	17,100	17,100
Office Techn-Typing	0.8	1	1	1,214-1,551	16,230	16,926
Secty	1	1	1	1,236-1,512	16,917	17,448
Sr Steno	1	1	1	1,236-1,512	17,448	17,448
Office Services Supvr I-Filing	1	1	1	1,214-1,425	17,100	17,100
Office Asst II-Typing	2.9	2	2	1,048-1,367	29,596	29,688
Steno	5.8	5	5	1,029-1,339	73,615	75,177
Office Asst II-Gen	1	1	1	1,048-1,309	14,568	14,568
Office Asst I-Typing	0.7	0.8	0.8	976-1,126	9,725	10,037
Office Asst I-Gen	1	1	1	944-1,087	12,381	12,779
Totals	125.9	123.2	123.2	\$3,692,204	\$3,724,873	\$3,772,730
Totals, State Board	387.3	440.1	435.1	\$11,171,385	\$12,917,535	\$12,958,042
Regional Boards						
Region 1--North Coast:						
Exec Off I	1	1	1	3,764-3,944	47,328	47,328
Supvng Water Resource Control Engr	1	1	1	3,128-3,780	45,360	45,360
Sr Water Resource Control Engr	3	3	3	2,717-3,279	118,044	118,044
Envirntl Specialist IV	1	1.5	1.5	2,591-3,128	53,082	53,838
Assoc Water Resource Control Engr ..	5	5.5	5.5	2,360-2,845	184,860	185,532
Envirntl Specialist III	2.5	2.1	2.1	2,251-2,717	67,909	68,040
Sanitary Engrng Assoc	3.6	4	4	2,251-2,717	126,916	128,309
Assoc Land & Water Use Analyst	3	3	3	2,251-2,717	97,812	97,812
Sanitary Engrng Techn	0.4	-	-	1,630-2,251	-	-
Regional Adm Off I	1	1	1	1,523-2,197	22,774	23,844
Exec Secty I	0.6	1	1	1,389-1,653	17,153	17,889
Office Techn-Typing	0.3	-	-	1,214-1,551	-	-
Steno.....	2.1	2.1	2.1	1,029-1,339	32,066	32,108
Totals	24.5	25.2	25.2	\$767,011	\$813,304	\$818,104
Region 2--San Francisco Bay:						
Exec Off II	1.3	1	1	3,982-4,174	50,088	50,088
Prin Engr	0.6	1	1	3,440-4,156	48,684	49,872
Asst Div Chief-Regional Exec Off	0.4	-	-	3,200-3,869	-	-
Supvng Water Resource Control Engr	2.9	3	3	3,128-3,780	132,972	135,012
Envirntl Prog Mgr I	1	1	1	2,983-3,602	43,224	43,224
Sr Water Resource Control Engr	5.2	6.6	6.6	2,717-3,279	246,337	249,419
Envirntl Specialist IV	2.9	4.7	4.7	2,591-3,128	165,464	168,035
Assoc Water Resource Control Engr ..	5.2	10.1	10.1	2,360-2,845	308,306	318,215
Assoc Engrng Geo	-	1	1	2,360-2,845	28,320	29,664
Envirntl Specialist III	2.1	4.7	4.7	2,251-2,717	135,524	140,489
Sanitary Engrng Assoc	4.8	6	6	2,251-2,717	178,212	185,201
Waste Mgt Specialist II	1	1	1	2,051-2,472	26,810	28,102
Water Resources Control Engr	5.3	8.4	8.4	1,750-2,360	200,034	209,614
Envirntl Specialist II	0.1	-	-	1,868-2,251	-	-
Sanitary Engrng Techn	0.8	-	-	1,630-2,251	-	-
Staff Services Analyst-Gen	0.6	1	1	1,407-2,197	21,629	21,924
Waste Mgt Specialist I	0.7	-	-	1,407-2,051	-	-
Exec Secty I	0.7	1	1	1,389-1,653	18,729	19,608
Mgt Services Techn	1.2	1	1	1,177-1,565	17,962	18,640
Office Techn-Typing	1	1	1	1,214-1,551	17,100	17,100
Secty	-	0.4	0.4	1,236-1,512	5,932	6,158
Stock Clk	0.3	0.9	0.9	1,168-1,486	12,874	13,360
Office Asst II-Typing	1.5	2	2	1,048-1,367	27,767	28,190
Word Processing Techn	1.9	2	2	1,048-1,309	30,046	30,690
Seasonal Clk	0.2	-	-	846-967	-	-
Totals	41.7	57.8	57.8	\$1,218,409	\$1,716,014	\$1,762,605
Region 3--Central Coast:						
Exec Off I	1	1	1	3,764-3,944	47,328	47,328
Supvng Water Resource Control Engr	1	1	1	3,128-3,780	45,360	45,360
Sr Water Resource Control Engr	3	3	3	2,717-3,279	118,044	118,044

3940 STATE WATER RESOURCES CONTROL BOARD—Continued

ORGANIZATIONAL UNIT Classification	NUMBER OF POSITIONS			EXPENDITURES		
	Filled 1983-84	Authorized 1984-85	Proposed 1985-86	Actual 1983-84	Estimated 1984-85	Proposed 1985-86
				SALARY RANGE		
Envirntrl Specialist IV	1	1.5	1.5	2,591-3,128	53,082	53,838
Assoc Water Resource Control Engr ..	5	6.2	6.2	2,360-2,845	204,684	206,297
Sanitary Engrng Assoc	3	3	3	2,251-2,717	97,812	97,812
Water Resources Control Engr	2	3.1	3.1	1,750-2,360	77,810	80,426
Sanitary Engrng Techn	1.3	2	2	1,630-2,251	46,371	47,804
Regional Adm Off I	1	1	1	1,523-2,197	26,364	26,364
Sanitary Engrng Techn Trainee	0.7	-	-	1,135-1,630	-	-
Sr Word Processing Techn	0.3	1	1	1,260-1,486	16,578	17,283
Word Processing Techn	0.8	-	-	1,048-1,309	-	-
Totals	20.1	22.8	22.8	\$648,467	\$733,433	\$740,556
Region 4--Los Angeles:						
Exec Off II	1.2	1	1	3,982-4,174	47,784	47,784
Prin Engr	1	1	1	3,440-4,156	49,872	49,872
Supvng Water Resource Control Engr	1.5	2	2	3,128-3,780	85,362	88,940
Sr Water Resource Control Engr	2.8	3.4	3.4	2,717-3,279	124,341	126,492
Envirntrl Specialist IV	1	1	1	2,591-3,128	37,536	37,536
Assoc Water Resource Control Engr ..	4.6	10	10	2,360-2,845	304,818	314,416
Envirntrl Specialist III	1	1.2	1.2	2,251-2,717	36,375	38,142
Sanitary Engrng Assoc	9	10	10	2,251-2,717	308,597	314,182
Regional Adm Off II	1	1	1	2,197-2,651	28,756	30,120
Water Resources Control Engr	2.2	3	3	1,750-2,360	75,626	77,898
Envirntrl Specialist II	1.8	2	2	1,868-2,251	46,834	49,040
Envirntrl Specialist I	0.2	-	-	1,537-1,845	-	-
Office Services Supvr II-Gen	1	1	1	1,358-1,768	17,652	18,402
Office Asst II-Typing	4.4	4	4	1,048-1,367	56,728	57,148
Word Processing Techn	0.2	1	1	1,048-1,309	14,260	14,798
Totals	32.9	41.6	41.6	\$951,316	\$1,234,541	\$1,264,770
Region 5--Central Valley:						
Exec Off II	1	1	1	3,982-4,174	50,088	50,088
Supvng Water Resource Control Engr	6	6	6	3,128-3,780	271,270	272,160
Sr Land & Water Use Analyst	3.8	4	4	2,717-3,279	148,549	153,206
Sr Water Resource Control Engr	7	7	7	2,717-3,279	274,983	275,436
Envirntrl Specialist IV	3	3.5	3.5	2,591-3,128	128,154	128,910
Assoc Engrng Geologist	1.9	1	1	2,360-2,845	34,140	34,140
Assoc Water Resource Control Engr ..	9.5	11.5	11.5	2,360-2,845	368,460	376,828
Envirntrl Specialist III	1.1	3.1	3.1	2,251-2,717	92,695	95,604
Assoc Land & Water Use Analyst	3.6	4	4	2,251-2,717	130,416	130,416
Sanitary Engrng Assoc	8.3	8	8	2,251-2,717	256,156	259,082
Regional Adm Off II	1	1	1	2,197-2,651	28,756	30,120
Water Resources Control Engr	8.6	13.1	13.1	1,750-2,360	320,647	334,466
Land & Water Use Analyst	1.2	1	1	1,596-2,251	24,336	25,503
Bus Service Asst	1	1	1	1,523-1,827	19,842	20,782
Exec Secty I	1	1	1	1,389-1,653	19,836	19,836
Office Services Supvr I-Typing	0.9	1	1	1,214-1,551	17,100	17,100
Secty	1.9	2	2	1,236-1,512	33,778	34,837
Office Asst II-Typing	2.4	3	3	1,048-1,367	42,207	42,865
Steno	1	1	1	1,029-1,339	15,396	15,396
Word Processing Techn	0.9	1	1	1,048-1,309	13,660	14,128
Totals	65.1	74.2	74.2	\$1,968,042	\$2,290,469	\$2,330,903
Region 6--Lahontan:						
Exec Off I	1	1	1	3,764-3,944	47,328	47,328
Supvng Water Resource Control Engr	1.7	2	2	3,128-3,780	82,896	84,708
Sr Water Resource Control Engr	2.9	4	4	2,717-3,279	151,032	152,598
Envirntrl Specialist IV	1	1	1	2,591-3,128	37,536	37,536
Assoc Water Resource Control Engr ..	6.2	8	8	2,360-2,845	249,602	257,845
Envirntrl Specialist III	0.8	1.1	1.1	2,251-2,717	30,803	32,272
Sanitary Engrng Assoc	1	1	1	2,251-2,717	29,328	30,735
Water Resources Control Engr	3.9	6.3	6.3	1,750-2,360	147,117	154,183
Public Health Chemist I	0.2	-	-	1,827-2,197	-	-
Mgt Services Techn	0.7	1	1	1,177-1,565	16,292	17,000
Office Asst II-Typing	1.5	2	2	1,048-1,367	25,978	26,818
Steno	0.8	2.9	2.9	1,029-1,339	38,002	39,292
Word Processing Techn	1	1	1	1,048-1,309	15,708	15,708
Totals	22.7	31.3	31.3	\$657,857	\$871,622	\$896,023
Region 7--Colorado River Basin:						
Exec Off I	1	1	1	3,764-3,944	47,328	47,328
Supvng Water Resource Control Engr	1	1	1	3,128-3,780	45,360	45,360
Sr Water Resource Control Engr	3	3	3	2,717-3,279	117,138	118,044
Envirntrl Specialist IV	1	1	1	2,591-3,128	35,796	37,536
Assoc Water Resource Control Engr ..	2	3	3	2,360-2,845	96,600	97,944
Envirntrl Specialist III	1	1	1	2,251-2,717	32,604	32,604
Sanitary Engrng Assoc	1	1	1	2,251-2,717	32,604	32,604
Public Health Chemist II	1	1	1	2,098-2,529	28,868	30,234
Water Resources Control Engr	2	2.1	2.1	1,750-2,360	50,312	52,713
Regional Adm Off I	1	1	1	1,523-2,197	26,364	26,364
Envirntrl Specialist I	1	1	1	1,537-1,845	21,446	22,089
Exec Secty I	1	1	1	1,389-1,653	19,836	19,836
Office Asst II-Typing	1.4	-	-	1,048-1,367	-	-
Word Processing Techn	0.6	2.1	2.1	1,048-1,309	29,165	30,226
Totals	18	19.2	19.2	\$525,043	\$583,421	\$592,882

3940 STATE WATER RESOURCES CONTROL BOARD—Continued

1
2
3
4
5
6
7
8
9
10
11
12
13
14
15
16
17
18
19
20
21
22
23
24
25
26
27
28
29
30
31
32
33
34
35
36
37
38
39
40
41
42
43
44
45
46
47
48
49
50
51
52
53
54
55
56
57
58
59
60
61
62
63
64
65
66
67
68
69
70
71
72
73
74
75
76
77
78
79
80
81
82
83
84
85
86
87
88
89
90
91
92
93
94
95
96
97
98

ORGANIZATIONAL UNIT Classification	NUMBER OF POSITIONS			EXPENDITURES		
	Filed 1983-84	Authorized 1984-85	Proposed 1985-86	Actual 1983-84	Estimated 1984-85	Proposed 1985-86
Region 8—Santa Ana:				SALARY RANGE		
Exec Off I	1	1	1	3,764-3,944	47,328	47,328
Supvng Water Resource Control Engr	1	1	1	3,128-3,780	39,348	41,280
Envirntrl Prog Mgr I	1	1	1	2,983-3,602	43,224	43,224
Sr Water Resource Control Engr	2	2	2	2,717-3,279	78,696	78,696
Assoc Water Resource Control Engr ..	2.5	4.3	4.3	2,360-2,845	132,936	137,221
Envirntrl Specialist III	0.8	1.1	1.1	2,251-2,717	30,694	32,160
Sanitary Engrng Assoc	3.5	4	4	2,251-2,717	122,529	125,271
Water Resources Control Engr	2.9	4.6	4.6	1,750-2,360	110,054	113,995
Envirntrl Specialist II	0.3	-	-	1,868-2,251	-	-
Sanitary Engrng Techn	0.5	-	-	1,630-2,251	-	-
Bus Service Off I	1	1	1	1,827-2,197	25,770	26,364
Office Asst II-Typing	2.6	3	3	1,048-1,367	41,473	42,570
Steno	0.6	0.6	0.6	1,029-1,339	9,238	9,238
Word Processing Techn	0.1	-	-	1,048-1,309	-	-
Totals	19.8	23.6	23.6	\$559,894	\$681,290	\$697,347
Region 9—San Diego:						
Exec Off I	1	1	1	3,764-3,944	47,328	47,328
Supvng Water Resource Control Engr	1	1	1	3,128-3,780	45,360	45,360
Sr Water Resource Control Engr	2	2	2	2,717-3,279	76,449	78,243
Envirntrl Specialist IV	1	1.5	1.5	2,591-3,128	53,082	53,838
Assoc Water Resource Control Engr ..	3.9	4.5	4.5	2,360-2,845	142,374	147,564
Envirntrl Specialist III	1	1	1	2,251-2,717	32,604	32,604
Sanitary Engrng Assoc	1.8	2	2	2,251-2,717	63,339	64,830
Water Resources Control Engr	0.9	1	1	1,750-2,360	21,510	22,536
Regional Adm Off I	1	1	1	1,523-2,197	26,364	26,364
Office Asst II-Typing	2.7	3.3	3.3	1,048-1,367	45,632	46,564
Totals	16.3	18.3	18.3	\$486,565	\$554,042	\$565,231
Totals, Regional Boards	261.1	314	314	\$7,782,604	\$9,478,136	\$9,668,421
Temporary Help-Statewide	15.7	13.9	13.9	340,311	183,918	183,918
Overtime	-	-	-	44,020	63,000	63,000
Bd Member stipend	-	-	-	(20,750)	36,000	36,000
TOTALS, AUTHORIZED POSITIONS	664.1	768	763	\$19,338,320	\$22,678,589	\$22,909,381
<i>Regular/Ongoing Positions</i>	<i>648.4</i>	<i>754.1</i>	<i>749.1</i>	<i>18,953,989</i>	<i>22,431,671</i>	<i>22,662,463</i>
<i>Temporary Help</i>	<i>15.7</i>	<i>13.9</i>	<i>13.9</i>	<i>340,311</i>	<i>183,918</i>	<i>183,918</i>
<i>Overtime</i>	<i>-</i>	<i>-</i>	<i>-</i>	<i>44,020</i>	<i>63,000</i>	<i>63,000</i>

4100 STATE COUNCIL ON DEVELOPMENTAL DISABILITIES *

Table with 7 columns: ORGANIZATIONAL UNIT, Filled 1983-84, Authorized 1984-85, Proposed 1985-86, SALARY RANGE, Actual 1983-84, Estimated 1984-85, Proposed 1985-86. Rows include various positions like Exec Director, Dep Director, Research Prog Specialist, etc.

4110 AREA BOARDS ON DEVELOPMENTAL DISABILITIES *

Table with 7 columns: ORGANIZATIONAL UNIT, Filled 1983-84, Authorized 1984-85, Proposed 1985-86, SALARY RANGE, Actual 1983-84, Estimated 1984-85, Proposed 1985-86. Rows include Exec Director II, Exec Secty, Exec Director I, etc.

4120 EMERGENCY MEDICAL SERVICES AUTHORITY *

Table with 7 columns: ORGANIZATIONAL UNIT, Filled 1983-84, Authorized 1984-85, Proposed 1985-86, SALARY RANGE, Actual 1983-84, Estimated 1984-85, Proposed 1985-86. Rows include Administration (Director, Chief Adm Dep, etc.), Prevent Health Block Grant, and Continuously vacant positions.

1 Limited to June 30, 1986

*The Salary Range and the amounts shown in 1984-85 and 1985-86 for this department do not reflect the 1984-85 fiscal year salary increase adjustment. This adjustment is reflected in the departmental Summary by Object of the Governor's Budget.

4130 HEALTH AND WELFARE AGENCY CONSOLIDATED DATA CENTER *

ORGANIZATIONAL UNIT	NUMBER OF POSITIONS			EXPENDITURES			
	Classification	Filled 1983-84	Authorized 1984-85	Proposed 1985-86	Actual 1983-84	Estimated 1984-85	Proposed 1985-86
Directors Office				SALARY RANGE			
C.E.A. IV	1	1	1	\$3,618-4,680	\$56,160	\$56,160	
C.E.A. II	0.9	1	1	3,052-4,057	48,684	48,684	
DP Mgr IV	0.1	-	-	3,200-3,869	-	-	
Adm Asst I	1	1	1	1,827-2,303	24,642	25,815	
Staff Services Analyst-Gen	0.1	-	-	1,407-2,197	-	-	
Office Asst II-Typing	0.5	1	1	1,048-1,367	14,568	14,568	
Word Processing Techn	0.5	-	-	1,048-1,309	-	-	
Temporary Help	0.8	0.6	0.6	(9,428)	4,240	4,240	
Overtime	-	-	-	(492)	530	530	
Totals	4.9	4.6	4.6	\$151,482	\$148,824	\$149,997	
Administration Division							
DP Mgr III	-	1	1	2,913-3,518	34,956	36,624	
DP Mgr II	1	1	1	2,651-3,200	38,400	38,400	
Sr DP Analyst	1	1	1	2,651-3,200	38,400	38,400	
Staff Services Mgr I	2	2	2	2,415-2,913	69,102	69,912	
Assoc DP Analyst	1	1	1	2,197-2,651	31,812	31,812	
Labor Relations Analyst	1	1	1	2,197-2,651	31,812	31,812	
Assoc Mgt Analyst	1.8	1	1	2,197-2,651	31,812	31,812	
Assoc Govtl Prog Analyst	0.8	1	1	2,197-2,651	27,318	28,644	
Trng Off I	0.8	1	1	2,197-2,651	27,318	28,644	
Sr Acctg Off-Supvr	0.8	1	1	2,197-2,651	27,318	28,644	
Bus Service Off III	0.1	1	1	2,197-2,651	30,470	31,812	
Assoc Personnel Analyst	-	1	1	2,197-2,651	26,364	27,636	
Bus Service Off II	0.9	-	-	2,002-2,415	-	-	
Staff Services Analyst-Gen	3.2	3	3	1,407-2,197	74,044	75,762	
Acctg Off-Supvr	0.3	-	-	1,827-2,197	-	-	
Accountant I - Specialist	0.1	1	1	1,401-1,827	16,873	17,605	
Sr Computer Opr	0.3	1	1	1,462-1,745	19,917	20,861	
Mgt Services Techn	0.1	-	-	1,177-1,565	-	-	
Personnel Asst I	1	1	1	1,126-1,551	18,417	18,612	
Office Techn-Typing	1.7	3	3	1,214-1,551	49,274	49,859	
Sr Acct Clk	0.7	1	1	1,214-1,551	16,114	16,810	
Acctg Techn	0.2	3	3	1,214-1,551	45,007	46,777	
Laborer	1	1	1	1,342-1,462	17,544	17,544	
Secty	1	1	1	1,236-1,454	15,114	15,732	
Office Asst II-Typing	1.2	2	2	1,048-1,367	26,719	27,607	
Steno	1	-	-	1,029-1,339	-	-	
Office Asst II-Gen	2.4	3	3	1,048-1,309	39,737	41,027	
Janitor	0.8	-	-	1,038-1,294	-	-	
Security Guard	2	-	-	1,075-1,246	-	-	
Mgt Services Asst	-	1	1	1,038-1,198	14,376	14,376	
Office Asst I-Typing	0.7	-	-	976-1,126	-	-	
Office Asst I-Gen	0.2	-	-	944-1,087	-	-	
Asst Clk	0.8	-	-	832-950	-	-	
Temporary Help	2.4	1.3	1.3	(29,867)	20,140	20,140	
Overtime	-	-	-	(2,054)	1,060	1,060	
Totals	31.3	35.3	35.3	\$646,472	\$789,418	\$807,924	
Data Processing Services Division							
DP Mgr IV	1	1	1	3,200-3,869	46,428	46,428	
DP Mgr II	1	1	1	2,651-3,200	38,400	38,400	
Sr Programmer Analyst	1	1	1	2,651-3,200	38,400	38,400	
Sr DP Analyst	1	1	1	2,651-3,200	38,400	38,400	
Fiscal Off I	1	0.5	-	2,415-2,913	16,022	-	
DP Mgr I	1	1	1	2,415-2,913	34,956	34,956	
Staff DP Analyst	1	1	1	2,415-2,913	34,956	34,956	
Staff Programmer Analyst	3.7	4	4	2,415-2,913	135,948	137,442	
Assoc DP Analyst	3	3.5	4	2,197-2,651	111,342	127,248	
Assoc Programmer Analyst	5	6	6	2,197-2,651	187,602	190,506	
Staff Services Analyst-Gen	1	1	1	1,407-2,197	26,364	26,364	
Programmer II	0.7	1	1	1,827-2,197	23,664	24,792	
Programmer I	0.3	-	-	1,407-1,827	-	-	
Sr DP Techn	0.5	1	1	1,462-1,745	18,287	19,109	
Office Techn-Typing	0.8	2	2	1,214-1,551	33,968	34,200	
Office Techn-Gen	0.9	1	1	1,214-1,551	15,074	15,659	
DP Techn	0.5	-	-	1,198-1,523	-	-	
Word Processing Techn	1	1	1	1,048-1,309	14,524	15,074	
Temporary Help	1.1	1.1	1.1	(14,552)	9,010	9,010	
Overtime	-	-	-	(1,814)	1,590	1,590	
Totals	25.5	28.1	28.1	\$737,779	\$824,935	\$832,534	
Operations Division							
Administration:							
DP Mgr IV	0.9	1	1	3,200-3,869	46,249	46,428	
DP Mgr III	0.1	-	-	2,913-3,518	-	-	
Office Techn-Typing	1	-	-	1,214-1,551	-	-	
Totals	2	1	1	\$59,478	\$46,249	\$46,428	

*The Salary Range and the amounts shown in 1984-85 and 1985-86 for this department do not reflect the 1984-85 fiscal year salary increase adjustment. This adjustment is reflected in the departmental Summary by Object of the Governor's Budget.

4130 HEALTH AND WELFARE AGENCY CONSOLIDATED DATA CENTER—Continued

ORGANIZATIONAL UNIT Classification	NUMBER OF POSITIONS			EXPENDITURES		
	Filled 1983-84	Authorized 1984-85	Proposed 1985-86	Actual 1983-84	Estimated 1984-85	Proposed 1985-86
Computer Opr Branch-Day:				SALARY RANGE		
DP Mgr II	1	1	1	2,651-3,200	38,400	38,400
DP Mgr I	0.6	1	1	2,415-2,913	34,956	34,956
Staff DP Analyst	0.9	1	1	2,415-2,913	34,821	34,956
Assoc DP Analyst	0.1	-	-	2,197-2,651	-	-
Computer Operations Specialist II	0.9	3	3	2,098-2,529	85,830	89,334
Computer Operations Supvr II	2.6	1	1	2,098-2,529	25,176	26,364
Computer Operations Specialist I	0.6	2	2	1,745-2,098	47,018	48,035
Computer Operations Supvr I	3	2	2	1,745-2,098	48,228	49,308
Sr Computer Opr	8.7	10	10	1,462-1,745	203,904	208,037
Computer Opr	4.8	6	6.7	1,198-1,523	100,558	113,364
Word Processing Techn	1	1	1	1,048-1,309	15,708	15,708
Mech & Tech Occupational Trainee ..	0.1	0.7	-	950-1,018	7,854	-
Temporary Help	4.8	6	6	(65,615)	116,566	116,566
Overtime	-	-	-	(48,951)	74,351	74,351
Totals	29.1	34.7	34.7	\$644,413	\$833,370	\$849,379
Computer Opr Branch-Swing:						
DP Mgr I	0.2	-	-	2,415-2,913	-	-
Computer Operations Supvr II	0.8	1	1	2,098-2,529	30,972	30,972
Computer Operations Specialist I	0.6	2	2	1,745-2,098	47,604	48,612
Computer Operations Supvr I	3.3	2	2	1,745-2,098	46,844	48,995
Sr Computer Opr	9.3	10	10	1,462-1,745	199,588	204,198
Computer Opr	2.1	2	2	1,198-1,523	33,964	34,540
Service Asst-EDP Operations	0.1	-	-	1,018-1,177	-	-
Mech & Tech Occupational Trainee ..	0.1	0.7	-	950-1,018	8,176	-
Temporary Help	2.8	3.5	3.5	(38,748)	63,422	63,422
Overtime	-	-	-	(29,973)	35,855	35,855
Totals	19.3	21.2	20.5	\$403,014	\$466,425	\$466,594
Computer Opr Branch-Grave:						
DP Mgr I	0.3	-	-	2,415-2,913	-	-
Computer Operations Specialist II	0.2	1	1	2,098-2,529	30,972	30,972
Computer Operations Supvr II	1.5	1	1	2,098-2,529	28,812	30,164
Computer Operations Specialist I	0.2	1	1	1,745-2,098	25,800	25,800
Computer Operations Supvr I	2.8	2	2	1,745-2,098	48,360	50,584
Sr Computer Opr	5.3	5	5	1,462-1,745	97,110	100,378
Computer Opr	2.9	2.3	3	1,198-1,523	36,334	47,743
Service Asst-EDP Operations	0.1	1	1	1,018-1,177	15,012	15,012
Temporary Help	2.2	4	4	(27,491)	70,790	70,790
Overtime	-	-	-	(18,206)	26,992	26,992
Totals	15.5	17.3	18	\$318,951	\$380,182	\$398,435
Operations Support Branch:						
DP Mgr III	-	1	1	2,913-3,518	34,956	36,624
DP Mgr II	1	1	1	2,651-3,200	38,400	38,400
Staff DP Analyst	3.6	6	6	2,415-2,913	199,901	204,183
Staff Programmer Analyst	0.8	1	1	2,415-2,913	34,551	34,956
Assoc Govtl Prog Analyst	1.8	3	3	2,197-2,651	81,530	85,484
Assoc DP Analyst	4.5	7	7	2,197-2,651	199,990	206,950
Assoc Programmer Analyst	0.3	-	-	2,197-2,651	-	-
DP Techn Specialist II	0.3	1	1	2,098-2,529	28,868	30,234
Computer Operations Specialist II	0.3	1	1	2,098-2,529	26,067	27,318
DP Techn Supvr II	0.6	-	-	2,098-2,529	-	-
Computer Operations Supvr II	1.4	1	1	2,098-2,529	25,275	26,470
Staff Services Analyst-Gen	0.6	-	-	1,407-2,197	-	-
Programmer II	0.3	1	1	1,827-2,197	22,264	23,304
DP Techn Specialist I	0.9	3	3	1,745-2,098	68,185	71,393
Computer Operations Specialist I	1.4	5	5	1,745-2,098	111,682	116,938
DP Techn Supvr I	1.7	-	-	1,745-2,098	-	-
Computer Operations Supvr I	3.9	4	4	1,745-2,098	83,760	87,696
Programmer I	0.7	-	-	1,407-1,827	-	-
Sr DP Techn	0.8	1	1	1,462-1,745	18,154	18,956
Sr Computer Opr	0.3	-	-	1,462-1,745	-	-
DP Techn	0.2	-	-	1,198-1,523	-	-
Word Processing Techn	1	1	1	1,048-1,309	15,074	15,659
Temporary Help	-	0.3	0.3	-	3,861	3,861
Overtime	-	-	-	(15,122)	13,809	13,809
Totals	26.4	37.3	37.3	\$688,865	\$1,006,327	\$1,042,235
Totals, Operations Division	92.3	111.5	111.5	\$2,114,721	\$2,732,553	\$2,803,071
Technology Division						
DP Mgr IV	1	1	1	3,200-3,869	46,428	46,428
DP Mgr III	-	1	1	2,913-3,518	34,956	36,624
Systems Software Spec III-Tech	1	2	2	2,913-3,518	77,172	78,840
DP Mgr II	1	1	1	2,651-3,200	38,400	38,400
Sr Programmer Analyst	1	2	2	2,651-3,200	70,212	71,736
Systems Software Spec II-Tech	8.4	10	10	2,651-3,200	366,855	373,428
Sr DP Analyst	1	1	1	2,651-3,200	38,400	38,400
DP Mgr I	1	1	1	2,415-2,913	34,956	34,956
Staff DP Analyst	0.9	1	1	2,415-2,913	34,821	34,956
Staff Programmer Analyst	3.9	4	4	2,415-2,913	134,625	136,192
Systems Software Specialist I	4.4	6	6	2,415-2,913	197,379	200,520
Assoc DP Analyst	4.9	5	5	2,197-2,651	156,228	157,596
Assoc Programmer Analyst	0.5	-	-	2,197-2,651	-	-

4130 HEALTH AND WELFARE AGENCY CONSOLIDATED DATA CENTER—Continued

Table with columns: ORGANIZATIONAL UNIT, NUMBER OF POSITIONS (Filled 1983-84, Authorized 1984-85, Proposed 1985-86), EXPENDITURES (Actual 1983-84, Estimated 1984-85, Proposed 1985-86). Rows include various specialist and technician positions and a summary row for AUTHORIZED POSITIONS.

4140 OFFICE OF STATEWIDE HEALTH PLANNING AND DEVELOPMENT *

Directors Office

Table listing positions under 'Directors Office', 'Administration', and 'Health Planning And Review'. Columns include position classification, number of positions, salary range, and expenditures. Includes sub-sections like 'Executive', 'Legal And Legislative Affairs', and 'Health Planning And Review'.

*The Salary Range and the amounts shown in 1984-85 and 1985-86 for this department do not reflect the 1984-85 fiscal year salary increase adjustment. This adjustment is reflected in the departmental Summary by Object of the Governor's Budget.

4140 OFFICE OF STATEWIDE HEALTH PLANNING AND DEVELOPMENT—Continued

ORGANIZATIONAL UNIT Classification	NUMBER OF POSITIONS			EXPENDITURES		
	Filled 1983-84	Authorized 1984-85	Proposed 1985-86	Actual 1983-84	Estimated 1984-85	Proposed 1985-86
				SALARY RANGE		
Health Planning Specialist II	1	1	1	2,651-3,200	38,400	38,400
Health Planning Mgr II	3.4	3	3	2,651-3,200	114,756	115,200
Health Planning Specialist I	5.3	5	6	2,415-2,913	174,780	205,128
Assoc Architect	0.3	-	-	2,360-2,845	-	-
Assoc Health Planning Analyst	11.1	11	11	2,197-2,651	338,060	341,580
Health Analyst	2	2	2	1,407-2,197	52,431	52,728
Statistical Methods Analyst I	1	1	1	1,532-1,835	18,384	19,152
Health Prog Techn II	0.8	0.8	0.8	1,407-1,673	15,057	15,057
Mgt Services Techn	1.4	3	3	1,177-1,565	50,966	52,397
Office Techn	2.1	2	2	1,214-1,551	33,736	34,200
Health Prog Techn I	2	2	2	1,347-1,532	36,630	36,768
Secty	1	1	1	1,236-1,512	17,448	17,448
Statistical Clk	2	1	1	1,214-1,425	17,100	17,100
Office Asst II	6.5	6.6	6.6	1,048-1,367	91,495	93,571
Steno	1	1	1	1,029-1,339	15,396	15,396
Mgt Services Asst	0.5	-	-	1,038-1,198	-	-
Temporary Help	1	4.4	4.4	(17,486)	30,452	30,452
Totals	46.4	49.8	49.8	\$1,191,485	\$1,250,656	\$1,255,782
Health Professions Development						
Medical Consultant I	0.2	1	1	4,156-5,429	65,148	65,148
Prin Planner	1	1	1	3,200-3,869	46,428	46,428
Staff Services Mgr III	1	1	1	2,913-3,518	42,216	42,216
Postsecondary Educ Specialist III	1	1	1	2,859-3,451	41,412	41,412
Health Planning Mgr II	1	1	1	2,651-3,200	38,400	38,400
Health Planning Specialist II	1	1	1	2,651-3,200	38,400	38,400
Health Planning Specialist I	1	1	1	2,415-2,913	34,956	34,956
Assoc Health Planning Analyst	2.2	3	3	2,197-2,651	92,540	94,948
Nursing Consultant I	0.8	-	-	2,150-2,591	-	-
Mgt Services Techn	1	1	1	1,177-1,565	18,696	18,780
Office Techn	-	1	1	1,214-1,551	14,832	15,396
Secty	0.7	-	-	1,236-1,512	-	-
Office Asst II	2	2	2	1,048-1,367	28,828	29,136
Temporary Help	1.6	0.3	0.3	(28,326)	8,756	8,756
National Health Service Corps:						
Health Planning Specialist I	1	1	1	2,415-2,913	34,146	34,956
Health Analyst	1.8	1	1	1,407-2,197	16,884	17,604
Temporary Help	0.1	0.4	0.4	(1,282)	8,820	8,820
Health Professions Career Opportunity:						
Assoc Health Planning Analyst	1.5	2	2	2,197-2,651	63,014	63,624
Health Analyst	0.2	1	1	1,407-2,197	23,574	24,696
Mgt Services Techn	1	1	1	1,177-1,565	18,579	18,780
Office Techn	1	1	1	1,214-1,551	17,100	17,100
Office Asst II	1	1	1	1,048-1,367	14,568	14,568
Temporary Help	1.2	1	1	(22,010)	27,497	27,497
Totals	23.3	23.7	23.7	\$608,339	\$694,794	\$701,621
Facilities Development and Financing						
Supvng Architect	1.8	2	2	3,128-3,780	86,124	90,364
Supvng Mech Engr	0.9	1	1	3,128-3,780	43,062	45,182
Staff Services Mgr III	-	1	1	2,913-3,518	34,956	36,624
Sr Structural Engr	2.4	3	3	2,845-3,440	121,455	123,357
Sr Architect, Health Facilities	2.9	3	3	2,717-3,279	117,591	118,044
Sr Elec Engr	0.3	2	2	2,717-3,279	68,835	72,129
Sr Architect	0.2	1	1	2,717-3,279	39,348	39,348
Sr Mech Engr	1.7	4	4	2,717-3,279	148,256	152,463
Health Facilities Rep IV	1	1	1	2,651-3,200	38,400	38,400
Architectural Sr	0.2	1	1	2,591-3,128	34,554	36,231
Constrn Supvr II ⁴	0.4	13	13	2,591-3,128	396,450	442,855
Staff Services Mgr I	3	2	2	2,415-2,913	69,912	69,912
Assoc Elec Engr	1.1	1	1	2,360-2,845	32,478	34,012
Assoc Architect	1.4	2	2	2,360-2,845	64,518	65,988
Structural Engrng Assoc	0.8	1	1	2,360-2,845	34,140	34,140
Assoc Mech Engr	0.8	2	2	2,360-2,845	65,232	66,744
Health Facilities Rep III	3	4	4	2,303-2,778	125,388	128,226
Architectural Assoc	5.3	6	6	2,251-2,717	185,966	188,624
Elec Inspector II	0.3	1	1	2,251-2,717	29,902	31,344
Constrn Supvr I ⁵	-	4	4	2,251-2,717	90,917	116,556
Assoc Govtl Prog Analyst	2.7	2	2	2,197-2,651	57,932	59,448
Staff Services Analyst-Gen	1.8	2	2	1,407-2,197	43,235	43,807
Programmer I	0.8	-	-	1,407-1,827	-	-
Mgt Services Techn	1.1	1	1	1,177-1,565	18,547	18,766
Office Techn ¹	4.3	5.5	5.5	1,214-1,551	90,174	92,538
Office Asst II ¹	4.4	7	7	1,048-1,367	98,763	101,049
Steno	1	1	1	1,029-1,339	15,396	15,396
Temporary Help	4.5	-	-	(81,832)	-	-
Overtime	-	-	-	(44,796)	1,560	1,560
Totals	48.1	73.5	73.5	\$1,367,424	\$2,153,091	\$2,263,107
TOTALS, AUTHORIZED POSITIONS						
Regular/Ongoing Positions	161.9	193.6	193.6	\$4,336,203	\$5,328,895	\$5,469,687
Temporary Help	152.8	186.4	186.4	4,123,710	5,213,695	5,354,487
Overtime	9.1	7.2	7.2	164,271	100,561	100,561
	-	-	-	48,222	14,639	14,639

4140 OFFICE OF STATEWIDE HEALTH PLANNING AND DEVELOPMENT—Continued

ORGANIZATIONAL UNIT Classification	NUMBER OF POSITIONS			EXPENDITURES		
	Filled 1983-84	Authorized 1984-85	Proposed 1985-86	Actual 1983-84	Estimated 1984-85	Proposed 1985-86
Continuously vacant positions abolished by the State Controller:						
Director's Office				SALARY RANGE		
CEA II (Planned Position Reduction)	-	1	1	3,052-4,057	-	-
Health Planning						
Health Planning Mgr II (Planned Position Reduction)	-	1	1	2,651-3,200	-	-
Health Planning Specialist I (Planned Position Reduction)	-	1	1	2,415-2,913	-	-
Assoc Architect (Planned Position Reduction)	-	1	1	2,360-2,845	-	-
Assoc Health Planning Analyst (Planned Position Reduction)	-	1	1	2,197-2,651	-	-

¹ 1 position limited to 6-30-86
² 3 positions limited to 6-30-86
³ 1 position limited to 6-30-85 for Training and Development assignment
⁴ 6 positions limited to 6-30-86, 4 positions limited to 10-1-84 through 6-30-86
⁵ 1 position limited to 6-30-86, 3 positions limited to 10-1-84 through 6-30-86

4170 DEPARTMENT OF AGING *

Directorate				SALARY RANGE		
Director	0.9	1	1	\$4,007	\$48,084	\$48,084
Chief Dep Director	0.7	1	1	4,002	48,024	48,024
Staff Counsel II	0.2	-	-	3,128-3,780	-	-
Asst Director For External Affairs	-	1	1	3,372-3,534	40,464	42,408
Research Mgr III-Gen	-	1	1	2,913-3,518	34,956	36,624
Staff Counsel I	0.2	-	-	2,845-3,440	-	-
Supvng Financial Examiner II	0.4	-	-	2,651-3,200	-	-
Public Info Off	0.4	1	1	2,792-2,925	34,036	35,100
Staff Services Mgr I	0.8	2	2	2,415-2,913	69,912	69,912
Aging Prog Analyst II	1.4	4	4	2,197-2,651	116,984	120,582
Assoc Govtl Prog Analyst	0.6	1	1	2,197-2,651	28,420	29,778
Gen Auditor III	0.8	3	3	2,197-2,651	86,484	89,112
Legal Counsel	0.3	1	1	2,051-2,591	24,612	25,800
Asst Info Off	-	1	1	1,827-2,197	22,009	23,034
Staff Services Analyst-Gen	0.1	1	1	1,407-2,197	23,664	24,792
Editorial Techn	1	-	-	1,407-1,673	-	-
Exec Secty I	1.4	2	2	1,389-1,653	38,385	39,203
Ofc Techn-Typing	-	1	1	1,214-1,551	17,100	17,832
Legal Steno	0.4	1	1	1,191-1,517	16,740	16,740
Office Asst II-Typing	-	0.5	0.5	1,048-1,367	5,856	6,066
Totals	9.6	22.5	22.5	\$292,244	\$655,730	\$673,091
Special Services						
Staff Services Mgr III	0.3	-	-	2,913-3,518	-	-
Staff Services Mgr I	0.6	-	-	2,415-2,913	-	-
Supvng Govtl Auditor I	0.2	-	-	2,415-2,913	-	-
Trng Off I	1.5	-	-	2,197-2,651	-	-
Assoc Govtl Prog Analyst	0.3	-	-	2,197-2,651	-	-
Aging Prog Analyst II	2.2	-	-	2,197-2,651	-	-
Gen Auditor III	0.6	-	-	2,197-2,651	-	-
Legal Counsel	0.6	-	-	2,051-2,591	-	-
Gen Auditor II	0.5	-	-	1,827-2,197	-	-
Legal Steno	0.6	-	-	1,191-1,517	-	-
Secty	0.6	-	-	1,236-1,512	-	-
Ofc Asst II-Typing	0.4	-	-	1,048-1,367	-	-
Totals	8.4	-	-	\$218,053	-	-
State & Federal Coordination						
Staff Services Mgr II-Supvry	0.3	-	-	2,651-3,200	-	-
Aging Prog Analyst II	3.2	-	-	2,197-2,651	-	-
Aging Prog Analyst I	0.3	-	-	1,407-2,197	-	-
Secty	0.6	-	-	1,236-1,512	-	-
Totals	4.4	-	-	\$118,011	-	-
Community Programs						
C.E.A. II	0.5	-	-	3,052-4,057	-	-
Staff Services Mgr I	1.5	-	-	2,415-2,913	-	-
Aging Prog Analyst II	5.9	-	-	2,197-2,651	-	-
Nutrition Consultant II	0.6	-	-	2,197-2,651	-	-
Aging Prog Analyst I	1.2	-	-	1,407-2,197	-	-
Ofc Services Supvr I-Typing	0.2	-	-	1,214-1,551	-	-
Secty	0.1	-	-	1,236-1,512	-	-
Word Processing Techn	0.4	-	-	1,048-1,309	-	-
Asst Clk	0.1	-	-	832-950	-	-
Totals	10.5	-	-	\$292,170	-	-

*The Salary Range and the amounts shown in 1984-85 and 1985-86 for this department do not reflect the 1984-85 fiscal year salary increase adjustment. This adjustment is reflected in the departmental Summary by Object of the Governor's Budget.

4170 DEPARTMENT OF AGING—Continued

ORGANIZATIONAL UNIT	NUMBER OF POSITIONS			EXPENDITURES		
	Filled 1983-84	Authorized 1984-85	Proposed 1985-86	Actual 1983-84	Estimated 1984-85	Proposed 1985-86
Planning Evaluation & Research				SALARY RANGE		
Staff Services Mgr II-Supvry	0.3	-	-	2,651-3,200	-	-
Staff Services Mgr I	1	-	-	2,415-2,913	-	-
Aging Prog Analyst II	1.2	-	-	2,197-2,651	-	-
Aging Prog Analyst I	0.5	-	-	1,407-2,197	-	-
Ofc Asst II-Typing	0.2	-	-	1,048-1,367	-	-
Totals	3.2	-	-	\$88,271	-	-
Programs Division						
C.E.A. II	0.3	1	1	3,052-4,057	44,996	47,180
Staff Services Mgr I ¹	1.2	5	4	2,415-2,913	162,828	135,216
DP Mgr I	0.3	1	1	2,415-2,913	34,956	34,956
Nutrition Consultant II	0.7	2	2	2,197-2,651	63,624	63,624
Trng Off I	0.4	1	1	2,197-2,651	29,664	31,080
Aging Prog Analyst II	5.2	15	15	2,197-2,651	455,958	464,744
Assoc DP Analyst	-	1	1	2,197-2,651	31,812	31,812
Programmer II	0.4	1	1	1,827-2,197	22,944	24,024
Aging Prog Analyst I	0.8	2	2	1,407-2,197	49,542	51,060
Secty	0.4	1	1	1,236-1,512	17,448	17,448
Ofc Asst II-Typing	1.1	4	4	1,048-1,367	56,798	57,218
Totals	10.8	34	33	\$316,121	\$970,570	\$958,362
Administration & Finance						
C.E.A. I	1	1	1	2,778-3,690	39,499	41,411
Staff Services Mgr II-Supvry	0.3	-	-	2,651-3,200	-	-
Staff Services Mgr I	2.6	4	4	2,415-2,913	134,746	137,315
DP Mgr I	0.5	-	-	2,415-2,913	-	-
Assoc Govtl Prog Analyst	1.9	3	3	2,197-2,651	89,600	92,268
Aging Prog Analyst II	1	1	1	2,197-2,651	31,812	31,812
Assoc Mgt Analyst	1	1	1	2,197-2,651	31,812	31,812
Assoc Budget Analyst	0.9	1	1	2,197-2,651	27,350	28,666
Assoc Pers Analyst	0.6	-	-	2,197-2,651	-	-
Sr Acctg Off-Supvr	0.8	1	1	2,197-2,651	26,788	28,084
Bus Services Off III	0.9	1	1	2,197-2,651	26,364	27,636
Acctg Off	0.3	1	1	1,827-2,197	21,924	22,944
Programmer II	0.4	-	-	1,827-2,197	-	-
Aging Prog Analyst I	0.4	-	-	1,407-2,197	-	-
Asst Adm Analyst	-	1	1	1,407-2,197	21,924	22,944
Staff Services Analyst-Gen	4.3	4	4	1,407-2,197	83,291	86,111
Bus Services Asst	0.2	-	-	1,523-1,827	-	-
Accountant I - Specialist	2.7	2	2	1,401-1,827	37,231	37,963
Pers Asst II	0.7	-	-	1,481-1,768	-	-
Mgt Services Techn	1	1	1	1,177-1,565	18,780	18,780
Acctg Techn	0.7	1	1	1,214-1,551	15,169	15,766
Ofc Techn-Typing	0.1	-	-	1,214-1,551	-	-
Pers Asst I	0.3	1	1	1,126-1,551	14,752	15,316
Secty	0.5	1	1	1,236-1,512	17,448	17,448
Acct Clk II	1.4	2	2	1,087-1,367	30,010	30,240
Ofc Asst II-Typing	3.7	5	5	1,048-1,367	69,417	70,697
Word Processing Techn	0.4	1	1	1,048-1,309	14,798	15,365
Ofc Asst II-Gen	0.3	-	-	1,048-1,309	-	-
Asst Clk	0.3	-	-	832-950	-	-
Totals	29.2	33	33	\$676,717	\$752,715	\$772,578
Temporary Help	2.4	1.3	1.3	45,744	12,650	12,650
Overtime	-	-	-	26,803	6,600	6,600
TOTALS, AUTHORIZED POSITIONS	78.5	90.8	89.8	\$2,074,134	\$2,398,265	\$2,423,281
Regular/Ongoing Positions	76.1	89.5	88.5	2,001,587	2,379,015	2,404,031
Temporary Help	2.4	1.3	1.3	45,744	12,650	12,650
Overtime	-	-	-	26,803	6,600	6,600

¹ One position limited to 6/30/85

4180 COMMISSION ON AGING *

				SALARY RANGE		
Exec Secty	1	1	1	\$3,069-3,216	\$38,592	\$38,592
Assoc Govtl Prog Analyst	1.9	2	2	2,197-2,651	63,624	63,624
Aging Prog Analyst II	0.1	-	-	2,197-2,651	-	-
Mgt Services Techn	1	1	1	1,177-1,565	18,738	18,780
Ofc Asst II-Typing	0.8	1	1	1,048-1,367	13,304	13,736
Temporary Help	0.3	0.6	0.6	(3,281)	3,180	3,180
TOTALS, AUTHORIZED POSITIONS	5.1	5.6	5.6	\$129,859	\$137,438	\$137,912
Regular/Ongoing Positions	4.8	5	5	126,578	134,258	134,732
Temporary Help	0.3	0.6	0.6	3,281	3,180	3,180

*The Salary Range and the amounts shown in 1984-85 and 1985-86 for this department do not reflect the 1984-85 fiscal year salary increase adjustment. This adjustment is reflected in the departmental Summary by Object of the Governor's Budget.

4200 DEPARTMENT OF ALCOHOL AND DRUG PROGRAMS *

1
2
3
4
5
6
7
8
9
10
11
12
13
14
15
16
17
18
19
20
21
22
23
24
25
26
27
28
29
30
31
32
33
34
35
36
37
38
39
40
41
42
43
44
45
46
47
48
49
50
51
52
53
54
55
56
57
58
59
60
61
62
63
64
65
66
67
68
69
70
71
72
73
74
75
76
77
78
79
80
81
82
83
84
85
86
87
88
89
90
91
92
93
94
95
96
97
98

ORGANIZATIONAL UNIT Classification	NUMBER OF POSITIONS			EXPENDITURES		
	Filed 1983-84	Authorized 1984-85	Proposed 1985-86	Actual 1983-84	Estimated 1984-85	Proposed 1985-86
Executive						
Director	1	1	1	\$57,829	\$68,000	\$68,000
Chief Dep Director	0.9	1	1	4,077-4,274	51,091	51,288
Dep Director	0.9	1	1	3,708-3,888	46,476	46,656
Staff Counsel II	-	1	1	3,128-3,780	45,360	45,360
Legis Coordinator	0.6	1	1	3,372-3,534	41,598	42,408
Communications Director	0.8	1	1	3,069-3,216	38,592	38,592
Drug Prog Analyst IV	0.1	-	-	2,651-3,200	-	-
Legal Counsel	0.1	-	-	2,051-2,591	-	-
Exec Secty II	1	1	1	1,512-1,809	20,544	21,528
Exec Secty I	0.6	1	1	1,389-1,653	18,342	19,166
Secty	0.1	-	-	1,236-1,512	-	-
Office Asst II-Typing	1.8	2	2	1,048-1,367	28,972	29,688
Totals	7.9	10	10	\$250,844	\$358,975	\$362,686
Administration						
C.E.A. II	0.5	1	1	3,052-4,057	48,684	48,684
C.E.A. I	0.1	-	-	2,778-3,690	-	-
Supvng Govtl Auditor II	1	1	1	2,651-3,200	38,400	38,400
Staff Services Mgr II-Supvry	1	1	1	2,651-3,200	38,400	38,400
Research Prog Specialist II	0.4	-	-	2,651-3,200	-	-
Drug Prog Analyst IV	1	1	1	2,651-3,200	38,400	38,400
DP Mgr I	1	1	1	2,415-2,913	34,956	34,956
Supvng Govtl Auditor I	3.6	3	3	2,415-2,913	102,994	104,598
Staff Mgt Auditor	0.3	1	1	2,415-2,913	34,956	34,956
Fiscal Off I	0.9	1	1	2,415-2,913	34,956	34,956
Staff Services Mgr I	1.6	1	1	2,415-2,913	34,956	34,956
Research Prog Spec I-Soc-Behavioral ..	1	1	1	2,415-2,913	34,956	34,956
Drug Prog Analyst III	0.2	-	-	2,415-2,913	-	-
Assoc Programmer Analyst	1.3	2	2	2,197-2,651	53,364	55,944
Assoc DP Analyst	0.7	1	1	2,197-2,651	27,212	28,532
Govtl Auditor III	5.3	6	6	2,197-2,651	177,872	183,386
Sr Acctg Off-Supvr	0.6	1	1	2,197-2,651	31,812	31,812
Assoc Personnel Analyst	0.3	1	1	2,197-2,651	26,682	27,972
Assoc Govtl Prog Analyst	3.4	6	6	2,197-2,651	177,918	183,040
Assoc Budget Analyst I	1.8	1.5	1	2,197-2,651	38,728	31,812
Research Analyst II-Soc-Behavioral	0.2	-	-	2,197-2,651	-	-
Research Analyst II-Gen	1.2	2	2	2,197-2,651	63,624	63,624
Drug Prog Analyst II	1.7	-	-	2,197-2,651	-	-
Bus Service Off II	0.3	1	1	2,002-2,415	26,788	28,084
Programmer II	0.8	-	-	1,827-2,197	-	-
Govtl Auditor II	6.5	5	5	1,827-2,197	119,477	125,154
Acctg Off	0.2	1	1	1,827-2,197	22,094	23,124
Bus Service Off I	0.7	-	-	1,827-2,197	-	-
Staff Services Analyst-Gen ²	5.6	6.4	2.4	1,407-2,197	98,007	57,686
Research Analyst I-Gen ³	0.2	2	1	1,407-2,197	34,803	26,343
Staff Services Mgt Auditor ⁴	0.3	1	-	1,407-2,197	12,012	-
Drug Prog Analyst I	0.4	-	-	1,407-2,197	-	-
Programmer I	0.9	1	1	1,407-1,827	17,580	18,684
Property Clk I	0.3	1	1	1,401-1,827	17,056	17,788
Accountant I - Supvr	1.5	2	2	1,401-1,827	36,804	37,536
Personnel Asst II	0.8	1	1	1,481-1,768	21,216	21,216
Accountant Trainee	0.8	-	-	1,467-1,673	-	-
Auditor I	2.1	9	9	1,407-1,673	163,623	170,796
Mgt Services Techn	1	1	1	1,177-1,565	17,153	17,889
Acctg Techn	2	2	2	1,214-1,551	33,446	34,142
Office Techn-Typing ⁵	1.9	3	2.5	1,214-1,551	45,281	41,706
Office Services Supvr I-Typing	1.2	-	-	1,214-1,551	-	-
Personnel Asst I	0.5	0.5	0.5	1,126-1,551	8,916	9,306
DP Techn	1.1	1.5	1.5	1,198-1,523	26,243	27,219
Secty	0.8	1	1	1,236-1,512	17,448	17,448
Sr Word Processing Techn	0.3	-	-	1,260-1,486	-	-
Statistical Clk	2	1.6	1.6	1,214-1,425	27,360	27,360
Acct Clk II ⁶	2.4	3	1	1,087-1,367	29,556	15,120
Office Asst II-Typing ⁷	6	4	2	1,048-1,367	42,149	29,136
Steno	1	1	1	1,029-1,339	14,292	14,832
Office Asst II-Gen	0.4	1	1	1,048-1,309	14,568	14,568
Word Processing Techn ⁸	1.8	4	3	1,048-1,309	51,957	45,638
Office Asst I-Gen	0.3	1	1	944-1,087	12,447	12,849
Totals	73.2	87.5	75.5	\$1,698,626	\$1,949,146	\$1,883,008
Drug Programs						
Chief	1	1	1	3,357-4,057	48,684	48,684
Drug Prog Administrator	0.6	1	1	3,052-3,690	44,280	44,280
Drug Prog Analyst IV	2.3	2	2	2,651-3,200	76,800	76,800
Drug Prog Specialist	1	1	1	2,415-2,913	34,956	34,956
Drug Prog Analyst III	5.6	5	5	2,415-2,913	174,780	174,780
Drug Prog Analyst II ⁹	14.1	17	14	2,197-2,651	472,554	438,922
Drug Prog Analyst I ¹⁰	10.6	13	12	1,407-2,197	280,402	284,233
Mgt Services Techn	1.7	-	-	1,177-1,565	-	-
Office Services Supvr I-Typing	0.3	-	-	1,214-1,551	-	-

*The Salary Range and the amounts shown in 1984-85 and 1985-86 for this department do not reflect the 1984-85 fiscal year salary increase adjustment. This adjustment is reflected in the departmental Summary by Object of the Governor's Budget.

4200 DEPARTMENT OF ALCOHOL AND DRUG PROGRAMS—Continued

ORGANIZATIONAL UNIT Classification	NUMBER OF POSITIONS			EXPENDITURES		
	Filled 1983-84	Authorized 1984-85	Proposed 1985-86	Actual 1983-84	Estimated 1984-85	Proposed 1985-86
				SALARY RANGE		
Office Techn-Gen	0.4	1	1	1,214-1,551	14,798	15,365
Secty	0.2	1	1	1,236-1,512	14,832	15,396
Office Asst II-Typing ¹¹	5.8	4	2	1,048-1,367	42,455	28,916
Office Asst II-Gen	0.4	-	-	1,048-1,309	-	-
Word Processing Techn	1.5	5	5	1,048-1,309	75,392	77,492
Totals	45.5	51	45	\$1,169,260	\$1,279,933	\$1,239,824
Alcohol Programs						
Chief	1	1	1	3,357-4,057	48,684	48,684
Alcohol Prog Administrator	1.2	1	1	3,052-3,690	40,928	42,904
Staff Services Mgr III	0.1	-	-	2,913-3,518	-	-
Alcohol Prog Analyst IV	2	2	2	2,651-3,200	76,800	76,800
Alcohol Prog Analyst III	4.9	6	6	2,415-2,913	197,379	200,520
Alcohol Prog Specialist	1	1	1	2,415-2,913	34,956	34,956
Alcohol Prog Analyst II	9.4	12	12	2,197-2,651	367,658	375,380
Alcohol Prog Analyst	9	10	10	1,407-2,197	220,415	234,575
Mgt Services Techn	1	-	-	1,177-1,565	-	-
Office Techn-Typing	0.2	2	2	1,214-1,551	34,200	34,200
Office Services Supvr I-Typing	1	-	-	1,214-1,551	-	-
Sr Steno	0.6	-	-	1,236-1,512	-	-
Secty	1.2	1	1	1,236-1,512	17,271	17,448
Office Asst II-Typing ¹²	7	2.5	0.5	1,048-1,367	20,210	6,687
Word Processing Techn	-	5	5	1,048-1,309	76,090	78,540
Totals	39.6	43.5	41.5	\$991,612	\$1,134,591	\$1,150,694
Temporary Help ¹³	11.4	5	2	262,167	130,000	92,000
Overtime	-	-	-	18,641	22,000	22,000
TOTALS, AUTHORIZED POSITIONS	177.6	197	174	\$4,391,150	\$4,874,645	\$4,750,212
Regular/Ongoing Positions	166.2	192	172	4,110,342	4,722,645	4,636,212
Temporary Help	11.4	5	2	262,167	130,000	92,000
Overtime	-	-	-	18,641	22,000	22,000

- ¹ 0.5 position expires on 12/31/84.
- ² Four positions expire on 12/31/84.
- ³ One position expires on 12/31/84.
- ⁴ One position expires on 12/31/84.
- ⁵ 0.5 position expires on 12/31/84.
- ⁶ Two positions expire on 12/31/84.
- ⁷ Two positions expire on 12/31/84.
- ⁸ One position expires on 12/31/84.
- ⁹ Three positions expire on 12/31/84.
- ¹⁰ One position expires on 12/31/84.
- ¹¹ Two positions expire on 12/31/84.
- ¹² Two positions expire on 12/31/84.
- ¹³ Three positions expire on 12/31/84.

4220 CHILD DEVELOPMENT PROGRAMS ADVISORY COMMITTEE *

ORGANIZATIONAL UNIT	Filled	Authorized	Proposed	Actual	Estimated	Proposed
	1983-84	1984-85	1985-86	1983-84	1984-85	1985-86
				SALARY RANGE		
Exec Secty	1	1	1	\$2,792-2,925	\$35,100	\$35,100
Assoc Govtl Prog Analyst ¹	1	1	0.5	2,197-2,651	29,088	15,906
Adm Asst I	1	1	1	1,827-2,303	23,664	24,792
Office Asst II-Typing ¹	0.5	0.5	-	1,048-1,367	6,792	-
TOTALS, AUTHORIZED POSITIONS	3.5	3.5	2.5	\$91,257	\$94,644	\$75,798
Regular/Ongoing	3.5	3.5	2.5	91,257	94,644	75,798

¹ Positions Limited-Term to 6-30-85.

4260 DEPARTMENT OF HEALTH SERVICES *

ORGANIZATIONAL UNIT	Filled	Authorized	Proposed	Actual	Estimated	Proposed
	1983-84	1984-85	1985-86	1983-84	1984-85	1985-86
Directors Office						
Executive Office:						
				SALARY RANGE		
Director	1	1	1	\$62,624	\$68,000	\$68,000
Dep Director	-	1	1	5,618	67,416	67,416
Dep Director	1	1	1	4,935	59,220	59,220
Chief Dep Director	0.9	1	1	4,833	57,996	57,996
C.E.A. IV	-	1	1	3,618-4,680	47,200	49,556
Asst Dep Director-County Liaison	1.5	2	2	4,486	107,664	107,664
Chief-Office Of Public Relations	1	-	-	3,372-3,534	-	-
Assoc Govtl Prog Analyst	2	2	2	2,197-2,651	63,624	63,624
Adm Asst II	1	-	-	2,197-2,651	-	-
Adm Asst I	1	1	1	1,827-2,303	25,419	26,217
Staff Services Analyst-Gen	0.6	-	-	1,407-2,197	-	-
Special Asst To Director	1	1	1	2,059	24,708	24,708
Exec Secty II	0.9	1	1	1,512-1,809	19,762	20,688
Exec.Secty I	2.9	6	6	1,389-1,653	113,412	115,776

*The Salary Range and the amounts shown in 1984-85 and 1985-86 for this department do not reflect the 1984-85 fiscal year salary increase adjustment. This adjustment is reflected in the departmental Summary by Object of the Governor's Budget.

4260 DEPARTMENT OF HEALTH SERVICES—Continued

1
2
3
4
5
6
7
8
9
10
11
12
13
14
15
16
17
18
19
20
21
22
23
24
25
26
27
28
29
30
31
32
33
34
35
36
37
38
39
40
41
42
43
44
45
46
47
48
49
50
51
52
53
54
55
56
57
58
59
60
61
62
63
64
65
66
67
68
69
70
71
72
73
74
75
76
77
78
79
80
81
82
83
84
85
86
87
88
89
90
91
92
93
94
95
96
97
98

ORGANIZATIONAL UNIT Classification	NUMBER OF POSITIONS			EXPENDITURES		
	Filled 1983-84	Authorized 1984-85	Proposed 1985-86	Actual 1983-84	Estimated 1984-85	Proposed 1985-86
				SALARY RANGE		
Office Techn-Typing	1.6	2	2	1,214-1,551	34,200	34,200
Sr Steno	0.3	-	-	1,236-1,512	-	-
Temporary Help	1.2	1	1	(29,770)	40,504	40,504
Overtime	-	-	-	-	10,958	10,958
Totals	17.9	21	21	\$563,949	\$740,083	\$746,527
Office Of External Affairs:						
Dep Director	0.4	1	1	4,486	57,708	57,708
C.E.A. II	0.9	1	1	3,052-4,057	43,936	46,070
C.E.A. I	0.7	1	1	2,778-3,690	33,336	34,956
Chief-Office Of Public Relations	0.4	1	1	3,372-3,534	42,408	42,408
Chief-Leg Liaison	0.6	1	1	3,372-3,534	42,408	42,408
Health Prog Specialist II	1	1	1	2,651-3,200	38,400	38,400
Staff Services Mgr I	1.8	2	2	2,415-2,913	63,936	65,388
Assoc Health Planning Analyst	1	1	1	2,197-2,651	29,550	30,958
Info Off I	0.1	1	1	2,197-2,651	28,308	29,664
Adm Asst I	1	1	1	1,827-2,303	24,888	26,067
Staff Services Analyst-Gen	1	1	1	1,407-2,197	25,473	26,364
Exec Secty I	0.3	1	1	1,389-1,653	18,618	19,434
Mgt Services Techn	1	1	1	1,177-1,565	18,780	18,780
Secty	2.5	3	3	1,236-1,512	49,612	50,292
Office Asst II-Typing	1.5	2	2	1,048-1,367	27,522	27,942
Temporary Help	0.5	0.6	0.6	(12,826)	19,264	19,264
Totals	14.7	19.6	19.6	\$403,033	\$564,147	\$576,103
Office Of Legal Services:						
Chief Counsel II	1	1	1	4,077-4,935	59,220	59,220
Asst Chief Counsel	4.3	5	5	3,780-4,571	269,087	271,524
Adm Law Judge	5.2	6	6	3,690-4,464	299,361	307,410
Staff Counsel III	5.9	7	7	3,602-4,360	330,669	344,235
Staff Counsel II	10.4	8.5	8.5	3,128-3,780	375,414	382,671
Health Prog Audit Mgr III	0.4	1	1	2,913-3,518	42,216	42,216
Staff Services Mgr III	0.5	-	-	2,913-3,518	-	-
Staff Counsel I	9.8	9	9	2,845-3,440	338,770	353,180
Health Prog Audit Mgr II	0.7	1	1	2,651-3,200	37,808	38,400
Staff Services Mgr II-Supvry	2	2	2	2,651-3,200	76,800	76,800
Nursing Consultant III	1	1	1	2,591-3,128	37,536	37,536
Health Prog Auditor IV	0.9	7	7	2,415-2,913	234,021	240,976
Health Prog Audit Mgr I	2.9	2	2	2,415-2,913	69,912	69,912
Health Prog Auditor III	13	10	10	2,197-2,651	314,394	317,266
Assoc Govtl Prog Analyst	2.8	3	3	2,197-2,651	90,942	92,268
Assoc Health Prog Advisor	1.3	1	1	2,197-2,651	31,812	31,812
Legal Counsel	2.8	4.5	4.5	2,051-2,591	117,395	123,056
Legal Analyst	0.3	2	2	1,827-2,197	45,876	48,100
Staff Services Analyst-Gen	2.3	2	2	1,407-2,197	51,441	52,728
Legal Support Supvr I	1	1	1	1,512-1,983	20,838	21,510
Legal Asst	2.6	1	1	1,544-1,854	22,248	22,248
Sr Legal Typist	2.3	3.5	3.5	1,331-1,729	60,171	61,936
Legal Secty	0.8	1	1	1,450-1,729	20,748	20,748
Sr Legal Steno	5.5	7	7	1,331-1,729	127,872	129,732
Exec Secty I	0.3	-	-	1,389-1,653	-	-
Office Techn-Typing	1.7	2	2	1,214-1,551	34,200	34,200
Office Techn-Gen	1	1	1	1,214-1,551	17,100	17,100
Office Services Supvr I-Typing	1	1	1	1,214-1,551	17,100	17,100
Acctg Techn	1	1	1	1,214-1,551	17,100	17,100
Secty	2	1	1	1,236-1,512	17,448	17,448
Office Asst II-Typing	4.2	3.5	3.5	1,048-1,367	51,118	51,726
Steno	0.4	-	-	1,029-1,339	-	-
Word Processing Techn	2.3	3.5	3.5	1,048-1,309	50,364	51,203
Office Asst I-Typing	0.3	-	-	976-1,126	-	-
Temporary Help	1.1	1.7	1.7	(25,416)	21,139	21,139
Totals	95	101.2	101.2	\$2,992,852	\$3,300,120	\$3,372,500
Office Of Civil Rights:						
C.E.A. I	1	1	1	2,778-3,690	41,572	43,592
Staff Services Mgr I	1	1	1	2,415-2,913	34,956	34,956
Assoc Govtl Prog Analyst	3.4	4	4	2,197-2,651	125,328	126,760
Staff Services Analyst-Gen	1.4	2	2	1,407-2,197	46,118	48,300
Office Asst II-Typing	0.8	1	1	1,048-1,367	15,120	15,120
Steno	1	1	1	1,029-1,339	14,879	15,396
Temporary Help	0.2	0.4	0.4	(9,134)	15,106	15,106
Totals	8.8	10.4	10.4	\$239,312	\$293,079	\$299,230
Office of the Executive Secretariat:						
Staff Services Mgr III	0.2	-	-	2,913-3,518	-	-
Secty	0.1	-	-	1,236-1,512	-	-
Totals	0.3	-	-	\$9,704	-	-
Medi-Cal Procurement Project:						
CEA III	0.2	-	-	3,357-4,464	-	-
Staff Counsel II	0.1	-	-	3,128-3,780	-	-
Staff Services Mgr III	1	-	-	2,913-3,518	-	-
DP Mgr II	1	-	-	2,651-3,200	-	-
Staff Services Mgr II	1.3	-	-	2,651-3,200	-	-
Staff DP Analyst	1	-	-	2,415-2,913	-	-
Assoc DP Analyst	1.5	-	-	2,197-2,651	-	-

4260 DEPARTMENT OF HEALTH SERVICES—Continued

ORGANIZATIONAL UNIT Classification	NUMBER OF POSITIONS			EXPENDITURES		
	Filled 1983-84	Authorized 1984-85	Proposed 1985-86	Actual 1983-84	Estimated 1984-85	Proposed 1985-86
				SALARY RANGE		
Assoc Govtl Prog Analyst	5	-	-	2,197-2,651	-	-
Staff Services Analyst-Gen	0.8	-	-	1,407-2,197	-	-
Office Techn-Typing	0.3	-	-	1,214-1,551	-	-
Word Processing Techn	0.7	-	-	1,048-1,309	-	-
Totals	12.9	-	-	\$385,040	-	-
Totals, Directors Office	149.6	152.2	152.2	\$4,593,890	\$4,897,429	\$4,994,360
Administration Division						
Administration:						
C.E.A. III	0.9	1	1	3,357-4,464	53,568	53,568
Adm Asst II	1	1	1	2,197-2,651	29,436	30,836
Staff Services Analyst-Gen	1	-	-	1,407-2,197	-	-
Exec Secty I	0.6	1	1	1,389-1,653	19,300	19,836
Temporary Help	0.4	2.2	2.2	(8,399)	49,228	49,228
Overtime	-	-	-	-	192,851	192,851
Totals	3.9	5.2	5.2	\$113,556	\$344,383	\$346,319
Office Of Labor Relations:						
Labor Relations Specialist II	1.1	1	1	2,651-3,200	31,812	33,336
Labor Relations Analyst	2	2	2	2,197-2,651	63,624	63,624
Staff Services Analyst-Gen	1	1	1	1,407-2,197	24,408	25,572
Office Techn-Gen	1	1	1	1,214-1,551	17,100	17,100
Totals	5.1	5	5	\$140,397	\$136,944	\$139,632
Office of Planning and Review:						
Staff Services Mgr II	-	1	1	2,651-3,200	38,400	38,400
Assoc Govtl Prog Analyst	-	3	3	2,197-2,651	94,826	95,436
Assoc Health Prog Advisor	-	2	2	2,197-2,651	63,624	63,624
Word Processing Techn	-	1	1	1,048-1,309	14,040	14,748
Temporary Help	-	0.2	0.2	(2,346)	6,615	6,615
Totals	-	7.2	7.2	-	\$217,505	\$218,823
Personnel Management Branch:						
Staff Services Mgr III	0.7	-	-	2,913-3,518	-	-
Secty	0.3	-	-	1,236-1,512	-	-
Office Asst II	0.4	-	-	1,048-1,367	-	-
Totals	1.4	-	-	\$36,962	-	-
Personnel Services Section:						
Staff Services Mgr II-Managerial	0.2	1	1	2,651-3,200	38,400	38,400
Staff Services Mgr II-Suprvy	0.8	-	-	2,651-3,200	-	-
Staff Services Mgr I	2.8	3	3	2,415-2,913	104,463	104,868
Assoc Personnel Analyst	6.1	7.6	7.6	2,197-2,651	219,177	226,318
Data Entry Mgr	0.7	-	-	2,127-2,565	-	-
Staff Services Analyst-Gen	2.4	1	1	1,407-2,197	23,214	24,312
Personnel Asst III	0.3	1	1	1,611-1,939	23,268	23,268
Personnel Asst II	4.8	5	5	1,481-1,768	97,236	100,098
Personnel Techn I	2.5	4	4	1,138-1,565	68,974	70,368
Office Services Supvr I-Typing	0.2	-	-	1,214-1,551	-	-
Office Services Supvr I-Gen	1	1	1	1,214-1,551	16,810	17,100
Office Techn-Typing	2	2	2	1,214-1,551	34,200	34,200
Personnel Asst I	19.2	19	19	1,126-1,551	340,402	345,137
Secty	0.2	-	-	1,236-1,512	-	-
Office Asst II-Typing	2.6	1	1	1,048-1,367	14,568	14,568
Prog Techn I	-	1	1	1,176-1,309	15,708	15,708
Office Asst II-Gen	2.5	2	2	1,048-1,309	28,140	28,696
Word Processing Techn	0.5	2	2	1,048-1,309	29,154	30,267
Temporary Help	1.1	0.6	0.6	(25,209)	44,377	44,377
Totals	49.9	51.2	51.2	\$1,008,369	\$1,098,091	\$1,117,685
Health & Safety, Training & Recruitment:						
Staff Services Mgr II-Suprvy	0.7	1	1	2,651-3,200	31,812	33,408
Staff Services Mgr I	1	1	1	2,415-2,913	34,956	34,956
Assoc Personnel Analyst	1	1	1	2,197-2,651	29,664	31,080
Trng Off I	2	2	2	2,197-2,651	63,624	63,624
Office Asst II-Typing	0.2	0.5	0.5	1,048-1,367	7,284	7,284
Word Processing Techn	0.6	0.5	0.5	1,048-1,309	6,372	6,582
Temporary Help	0.2	0.5	0.5	(5,968)	19,201	19,201
Totals	5.7	6.5	6.5	\$164,572	\$192,913	\$196,135
Program Support Branch:						
Staff Services Mgr III	1	1	1	2,913-3,518	42,216	42,216
Secty	1	1	1	1,236-1,512	17,448	17,448
Overtime	-	-	-	(1,376)	-	-
Totals	2	2	2	\$59,354	\$59,664	\$59,664
Administration & Business Services Section:						
Staff Services Mgr II-Suprvy	1	1	1	2,651-3,200	38,400	38,400
Staff Services Mgr I	1	1	1	2,415-2,913	34,956	34,956
Bus Service Off III	0.5	3	3	2,197-2,651	84,540	87,084
Assoc Bus Mgt Analyst	1	2	2	2,197-2,651	63,624	63,624
Records Mgt Analyst II	1	1	1	2,197-2,651	31,812	31,812
Assoc Mgt Analyst	1.7	2	2	2,197-2,651	63,624	63,624
Bus Service Off II	1	1	1	2,002-2,415	28,980	28,980
Bus Service Off I	1	4	3	1,827-2,197	98,010	74,196

4260 DEPARTMENT OF HEALTH SERVICES—Continued

ORGANIZATIONAL UNIT	NUMBER OF POSITIONS			EXPENDITURES			
	Classification	Filled 1983-84	Authorized 1984-85	Proposed 1985-86	Actual 1983-84	Estimated 1984-85	Proposed 1985-86
				SALARY RANGE			
Records Mgt Analyst I	1.6	1	1	1,827-2,197	24,984	26,166	
Staff Services Analyst-Gen	1	1	1	1,407-2,197	26,364	26,364	
Warehouse Mgr I	-	1	1	1,745-2,098	25,176	25,176	
Materials & Stores Supvr II	1	1	1	1,591-2,098	22,944	22,944	
Property Clk II	1	2	2	1,591-2,098	45,888	45,888	
Materials & Stores Supvr I	0.6	2	2	1,401-1,827	36,804	37,536	
Bus Service Asst	1	1	1	1,523-1,827	21,924	21,924	
Office Services Supvr II-Gen	-	1	1	1,358-1,768	16,296	17,052	
Medi-Cal Tech III Spec	-	1	1	1,407-1,673	20,076	20,076	
Property Clk I	-	1	1	1,401-1,666	16,812	17,544	
Warehouse Worker	3	4	4	1,401-1,666	72,128	72,860	
Mgt Services Techn	-	2	2	1,177-1,565	36,872	37,448	
Office Tech-Typing	-	1	1	1,214-1,551	14,568	15,120	
Office Services Supvr-Typing	-	1	1	1,214-1,551	15,280	15,907	
Secty	0.6	-	-	1,236-1,512	-	-	
Stock Clk	-	4	4	1,168-1,486	63,516	64,056	
Composing Techn I	-	1	1	1,214-1,425	14,568	15,120	
Office Services Supvr I-Filing	1	-	-	1,214-1,425	-	-	
Mach Opr II-Gen	0.3	2	2	1,177-1,376	31,828	32,452	
Office Asst II-Typing	13.4	15	15	1,048-1,367	212,446	215,407	
Steno	0.3	2	2	1,029-1,339	28,134	29,106	
Mach Opr I-Gen	0.8	-	-	1,135-1,321	-	-	
Office Asst II-Gen	2	2	2	1,048-1,309	29,136	29,136	
Mgt Services Asst	-	1	1	1,038-1,198	12,834	13,242	
Mach Opr Trainee-Gen	0.1	1	1	1,018-1,177	12,618	13,032	
Office Asst I-Gen	0.6	-	-	944-1,087	-	-	
Asst Clk	-	1	1	832-950	11,520	11,922	
Temporary Help	0.7	3.5	3.5	(16,339)	61,153	61,153	
Totals	37.2	67.5	66.5	\$727,426	\$1,317,815	\$1,309,307	
Facilities Maintenance Section:							
Deptl Constrn & Maint Supvr	-	1	1	2,717-3,279	39,348	39,348	
Staff Services Mgr II-Supvry	0.9	0.5	0.5	2,651-3,200	15,906	16,668	
Chief - Plant Operation III	0.5	-	-	2,450-2,954	-	-	
Chief - Plant Operation II	-	1	1	2,336-2,820	28,032	29,400	
Assoc Bus Mgt Analyst	1	-	-	2,197-2,651	-	-	
Chief Engr II	0.7	1	1	2,077-2,505	24,924	26,112	
Stationary Engr	5.6	6	6	1,931-2,361	154,512	154,512	
Electrician II	1	1	1	1,959-2,360	25,800	25,800	
Maint Mechanic	2.2	3	3	1,868-2,251	69,535	71,720	
Electrician I	0.3	1	1	1,868-2,251	22,598	23,692	
Bus Service Off I	2	-	-	1,827-2,197	-	-	
Carpenter I	1	1	1	1,786-2,150	23,508	23,508	
Painter I	1	1	1	1,786-2,150	23,508	23,508	
Property Clk II	1	-	-	1,591-2,098	-	-	
Materials & Stores Supvr II	1	-	-	1,591-2,098	-	-	
Bldg & Maint Worker	2.8	3	3	1,557-1,868	60,066	60,960	
Materials & Stores Supvr I	1	-	-	1,401-1,827	-	-	
Office Services Supvr II-Gen	0.6	-	-	1,358-1,768	-	-	
Janitor Supvr III	1	1	1	1,342-1,745	19,092	19,092	
Medi-Cal Techn III-Specialist	1	-	-	1,407-1,673	-	-	
Groundskeeper	1	1	1	1,342-1,666	18,276	18,276	
Warehouse Worker	1	-	-	1,401-1,666	-	-	
Mgt Services Techn	2	-	-	1,177-1,565	-	-	
Office Techn-Gen	0.7	-	-	1,214-1,551	-	-	
Office Services Supvr I-Typing	0.3	-	-	1,214-1,551	-	-	
Office Techn-Typing	3	-	-	1,214-1,551	-	-	
Secty	1	1	1	1,236-1,512	17,448	17,448	
Stock Clk	3.8	-	-	1,168-1,486	-	-	
Sr Word Processing Techn	0.9	-	-	1,260-1,486	-	-	
Mach Opr II-Gen	0.8	-	-	1,177-1,376	-	-	
Office Asst II-Typing	10.5	1.5	1.5	1,048-1,367	19,215	19,917	
Steno	1.8	-	-	1,029-1,339	-	-	
Mach Opr I-Gen	0.3	-	-	1,135-1,321	-	-	
Word Processing Techn	1	-	-	1,048-1,309	-	-	
Office Asst II-Gen	2.1	1	1	1,048-1,309	14,568	14,568	
Lead Security Guard	1	-	-	1,114-1,294	-	-	
Janitor	14.1	12.5	12.5	1,038-1,294	175,982	177,044	
Security Guard	2.8	4	4	1,075-1,246	57,607	58,618	
Temporary Help	0.3	0.4	0.4	(8,321)	13,663	13,663	
Overtime	-	-	-	(4,457)	-	-	
Totals	73	41.9	41.9	\$1,328,277	\$823,588	\$833,854	
Contract Management Section:							
Staff Services Mgr I	1	1	1	2,415-2,913	34,956	34,956	
Assoc Govtl Prog Analyst	3	3	3	2,197-2,651	95,436	95,436	
Mgt Services Techn	1	1	1	1,177-1,565	17,915	18,713	
Office Techn-Typing	1	1	1	1,214-1,551	17,100	17,100	
Office Asst II-Typing	1	1	1	1,048-1,367	14,568	14,568	
Office Asst II-Gen	1	1	1	1,048-1,309	14,568	14,568	
Totals	8	8	8	\$187,780	\$194,543	\$195,341	
Office Services Section:							
Office Services Mgr II	1	1	1	2,098-2,529	30,348	30,348	
Office Services Supvr III-Gen	1	1	1	1,544-1,854	22,248	22,248	
Office Services Supvr II-Gen ¹	2.7	3	2	1,358-1,768	57,996	38,664	

4260 DEPARTMENT OF HEALTH SERVICES—Continued

1
2
3
4
5
6
7
8
9
10
11
12
13
14
15
16
17
18
19
20
21
22
23
24
25
26
27
28
29
30
31
32
33
34
35
36
37
38
39
40
41
42
43
44
45
46
47
48
49
50
51
52
53
54
55
56
57
58
59
60
61
62
63
64
65
66
67
68
69
70
71
72
73
74
75
76
77
78
79
80
81
82
83
84
85
86
87
88
89
90
91
92
93
94
95
96
97
98

ORGANIZATIONAL UNIT Classification	NUMBER OF POSITIONS			EXPENDITURES		
	Filed 1983-84	Authorized 1984-85	Proposed 1985-86	Actual 1983-84	Estimated 1984-85	Proposed 1985-86
				SALARY RANGE		
Supvng Steno 1	1	1	1	1,389-1,653	19,836	19,836
Composing Techn II	1	1	1	1,309-1,551	18,612	18,612
Office Services Supvr I-Gen ¹	1.8	3	2	1,214-1,551	48,768	32,220
Office Tech	0.8	2	1	1,214-1,551	31,668	17,100
Sr Word Processing Techn	3	4	4	1,260-1,486	71,328	71,328
Composing Techn I	3.2	4	4	1,214-1,425	63,400	63,400
Office Services Supvr I-Filing	0.2	1	1	1,214-1,425	17,100	17,100
Office Asst II-Typing ²	2	7	5	1,048-1,367	98,424	71,934
Steno	0.9	1	1	1,029-1,339	14,382	14,926
Word Processing Techn	9.2	11	11	1,048-1,309	167,606	169,104
Office Asst II-Gen ³	8.2	13	6	1,048-1,309	187,099	87,144
Office Asst I-Gen ¹	-	2	1	944-1,087	23,310	12,156
Temporary Help	3.9	3	3	(86,775)	118,519	118,519
Overtime	-	-	-	(308)	-	-
Totals	39.9	58	45	\$666,148	\$995,644	\$809,639
Data Systems Branch:						
DP Mgr IV	1	1	1	3,200-3,869	46,428	46,428
Steno	1	1	1	1,029-1,339	14,652	15,030
Totals	2	2	2	\$59,004	\$61,080	\$61,458
Systems Support Section:						
DP Mgr II	1.7	1	1	2,651-3,200	38,400	38,400
DP Mgr I	4.5	4	4	2,415-2,913	139,824	139,824
Staff DP Analyst	1.9	2	2	2,415-2,913	69,912	69,912
Staff Programmer Analyst	1.7	1	1	2,415-2,913	34,956	34,956
Systems Software Specialist I	1	1	1	2,415-2,913	34,686	34,956
Assoc Govtl Prog Analyst	1.4	-	-	2,197-2,651	-	-
Assoc Programmer Analyst	10.1	11.5	11.5	2,197-2,651	346,414	353,318
Assoc DP Analyst	6.7	7	7	2,197-2,651	212,848	215,452
DP Techn Supvr II	2	2	2	2,098-2,529	58,432	59,784
Staff Services Analyst-Gen	1.1	-	-	1,407-2,197	-	-
Key Data Supvr IV	0.8	1	1	1,827-2,197	24,888	26,067
Programmer II ⁴	14.6	20	20	1,827-2,197	467,934	486,327
DP Techn Supvr I	2.7	2	2	1,745-2,098	46,740	47,784
Key Data Supvr III	1	1	1	1,544-1,854	20,982	21,990
Programmer I	7	4	4	1,407-1,827	80,925	83,717
Office Services Supvr II-Gen	0.7	1	1	1,358-1,768	18,792	19,332
Sr DP Techn	5.8	5	5	1,462-1,745	99,156	101,856
Key Data Supvr II	1.3	1	1	1,358-1,611	16,296	17,052
Occupational Techn-Gen	0.7	-	-	1,177-1,565	-	-
Office Techn-Typing	1	2	2	1,214-1,551	32,808	32,808
Office Techn-Gen	-	1	1	1,214-1,551	14,568	15,296
DP Techn	9.8	8	8	1,198-1,523	135,804	139,400
Mailing Mach Supvr	1.7	2	2	1,265-1,491	30,360	31,608
Key Data Supvr I	7	7	7	1,260-1,486	124,304	125,143
Statistical Clk	-	3	3	1,214-1,425	46,236	47,700
Office Asst II-Typing	3.9	6	6	1,048-1,367	86,012	87,408
Mailing Mach Opr	7.3	7	7	1,135-1,321	108,484	109,416
Tabulating Mach Opr	1	1	1	1,135-1,321	15,852	15,852
Key Data Opr	40.2	45.5	45.5	976-1,309	696,389	701,839
Office Asst II-Gen	2	5	5	1,048-1,309	72,336	72,852
Temporary Help	5	6	6	119,313	237,970	237,970
Overtime	-	-	-	(34,857)	-	-
Totals	145.6	158	158	\$3,000,000	\$3,311,588	\$3,368,019
System Development Section:						
DP Mgr III	2	2	2	2,913-3,518	84,432	84,432
DP Mgr II	1.3	2	2	2,651-3,200	76,800	76,800
Staff Services Mgr I	0.4	-	-	2,415-2,913	-	-
Staff DP Analyst	1	1	1	2,415-2,913	34,956	34,956
DP Mgr I	4.2	4	4	2,415-2,913	137,402	139,689
Assoc Govtl Prog Analyst	1	1	1	2,197-2,651	30,592	31,812
Assoc Programmer Analyst	13	13.5	13.5	2,197-2,651	393,192	407,048
Assoc Systems Software Specialist	0.7	1	1	2,197-2,651	27,212	28,532
Assoc DP Analyst	11.4	14	14	2,197-2,651	420,836	431,134
Staff Services Analyst-Gen	6.4	5	5	1,407-2,197	127,464	129,960
Programmer II	11	10	10	1,827-2,197	241,751	249,936
Programmer I	2	1	1	1,407-1,827	20,454	21,411
Office Asst II-Typing	0.7	-	-	1,048-1,367	-	-
Totals	55.1	54.5	54.5	\$1,503,360	\$1,595,091	\$1,635,710
Financial Management Branch:						
C.E.A. II	1	1	1	3,052-4,057	48,684	48,684
Sr Adm Analyst	0.8	1	1	2,651-3,200	38,400	38,400
Staff Mgt Auditor	1	-	-	2,415-2,913	-	-
Secy	0.7	1	1	1,236-1,512	17,448	17,448
Totals	3.5	3	3	\$122,702	\$104,532	\$104,532
Accounting Section:						
Staff Services Mgr III	1	1	1	2,913-3,518	42,216	42,216
Sr Adm Analyst	1	1	1	2,651-3,200	38,400	38,400
Acctg Administrator II	2	2	2	2,651-3,200	76,800	76,800
Staff Adm Analyst	1	1	1	2,415-2,913	34,956	34,956
Acctg Administrator I	1.1	1	1	2,415-2,913	28,980	30,348
Assoc Adm Analyst	7	8	8	2,197-2,651	240,914	245,234

4260 DEPARTMENT OF HEALTH SERVICES—Continued

ORGANIZATIONAL UNIT	NUMBER OF POSITIONS			EXPENDITURES		
	Classification	Filled 1983-84	Authorized 1984-85	Proposed 1985-86	Actual 1983-84	Estimated 1984-85
SALARY RANGE						
Sr Acctg Off-Supvr	4.7	5	5	2,197-2,651	148,298	152,354
Sr Acctg Off-Specialist	4	4	4	2,197-2,651	120,120	124,320
Sr Adm Analyst	0.8	1	1	1,827-2,197	21,924	22,944
Acctg Off	4.9	7	7	1,827-2,197	169,127	174,228
Acctg Off-Supvr	1	1	1	1,827-2,197	26,364	26,364
Accountant I-Specialist	12.3	11	11	1,401-1,827	216,758	219,071
Supvng Acct Clk I	5.4	6	6	1,358-1,611	112,532	114,792
Occupational Techn-Acctg	1	1	1	1,177-1,565	16,573	17,305
Acctg Techn	14.7	17	17	1,214-1,551	280,065	285,271
Sr Acct Clk	3	5	5	1,214-1,551	81,170	83,120
Office Services Supvr I-Typing	0.1	1	1	1,214-1,551	17,100	17,100
Office Techn-Gen	1	1	1	1,214-1,551	17,100	17,100
Acct Clk II	21.6	21	21	1,087-1,367	308,402	313,038
Office Asst II-Typing	2.1	1	1	1,048-1,367	13,926	14,436
Word Processing Techn	2	3	3	1,048-1,309	44,724	45,828
Office Asst II-Gen	1	1	1	1,048-1,309	14,568	14,568
Office Asst I-Typing	0.3	-	-	976-1,126	-	-
Office Asst I-Gen	0.8	1	1	944-1,087	12,348	12,744
Temporary Help	0.5	1.2	1.2	(9,281)	16,960	16,960
Totals	94.3	102.2	102.2	\$1,886,944	\$2,100,325	\$2,139,497
Budget Section:						
Staff Services Mgr III	1	1	1	2,913-3,518	42,216	42,216
Deptl Constr & Maint Supvr	1	-	-	2,717-3,279	-	-
Sr Adm Analyst	-	1	1	2,651-3,200	38,400	38,400
Staff Services Mgr II-Supvry	1	1	1	2,651-3,200	31,812	33,408
Staff Services Mgr I	2.6	2	2	2,415-2,913	69,912	69,912
Assoc Budget Analyst	11.2	11.5	11.5	2,197-2,651	345,882	354,530
Budget Techn II	1	1	1	1,523-1,827	19,992	20,940
Office Techn-Typing	1	1	1	1,214-1,551	16,636	17,100
Sr Steno	0.3	-	-	1,236-1,512	-	-
Sr Word Processing Techn	0.8	1	1	1,260-1,486	17,832	17,832
Word Processing Techn	1.9	2	2	1,048-1,309	29,968	30,506
Temporary Help	0.3	0.5	0.5	(8,496)	17,307	17,307
Overtime	-	-	-	(13,200)	-	-
Totals	22.1	22	22	\$628,825	\$629,957	\$642,151
Fiscal Forecasting Section:						
Research Mgr III-Gen	1	1	1	2,913-3,518	42,216	42,216
Research Mgr I-Gen	1	1	1	2,415-2,913	34,956	34,956
Research Prog Spec I-Economics	1	1	1	2,415-2,913	34,956	34,956
Staff Services Mgr I	1	1	1	2,415-2,913	34,956	34,956
Assoc Budget Analyst	3	3	3	2,197-2,651	95,436	95,436
Assoc Govtl Prog Analyst	3.9	5	5	2,197-2,651	147,118	151,826
Research Analyst II-Gen	1	1	1	2,197-2,651	31,812	31,812
Research Analyst I-Gen	1	1	1	1,407-2,197	22,774	23,844
Staff Services Analyst-Gen	1.8	-	-	1,407-2,197	-	-
Acctg Techn	1	1	1	1,214-1,551	17,100	17,100
Word Processing Techn	1	1	1	1,048-1,309	12,576	13,205
Temporary Help	-	0.5	0.5	-	6,290	6,290
Totals	16.7	16.5	16.5	\$474,606	\$480,190	\$486,597
Program Information Branch:						
C.E.A. II	0.5	-	-	3,052-4,057	-	-
Research Analyst II-Gen	0.3	-	-	2,197-2,651	-	-
Office Techn-Typing	0.7	-	-	1,214-1,551	-	-
Temporary Help	0.2	-	-	(3,894)	-	-
Totals	1.7	-	-	\$47,072	-	-
Planning & Program Analysis Section:						
Health Prog Mgr III	0.7	-	-	2,913-3,518	-	-
Staff Services Mgr II-Supvry	1	-	-	2,651-3,200	-	-
Health Planning Mgr II	0.3	-	-	2,651-3,200	-	-
Health Planning Mgr I	1.3	-	-	2,415-2,913	-	-
Assoc Health Prog Advisor	3.4	-	-	2,197-2,651	-	-
Assoc Mgt Analyst	0.4	-	-	2,197-2,651	-	-
Assoc Health Planning Analyst	3.9	-	-	2,197-2,651	-	-
Staff Services Analyst-Gen	1	-	-	1,407-2,197	-	-
Health Analyst	0.4	-	-	1,407-2,197	-	-
Office Techn-Typing	0.2	-	-	1,214-1,551	-	-
Office Services Supvr I-Typing	0.2	-	-	1,214-1,551	-	-
Office Asst II-Typing	2.2	-	-	1,048-1,367	-	-
Word Processing Techn	0.6	-	-	1,048-1,309	-	-
Temporary Help	0.1	-	-	(2,346)	-	-
Overtime	-	-	-	(197)	-	-
Totals	15.7	-	-	\$415,802	-	-
Center for Health Statistics Branch:						
Research Mgr III Soc/Beh	-	1	1	2,913-3,518	43,800	43,800
Staff DP Analyst	-	1	1	2,415-2,913	34,956	34,956
Office Services Supvr I-Typing	-	1	1	1,214-1,551	15,414	16,056
Office Asst II-Typing	-	1	1	1,048-1,367	14,568	14,568
Word Processing Techn	-	2	2	1,048-1,309	31,416	31,416
Office Asst II-Gen	-	1	1	1,048-1,309	13,812	14,304
Office Asst I-Typing	-	1	1	976-1,126	12,156	12,546
Temporary Help	-	0.4	0.4	-	6,405	6,405
Totals	-	8.4	8.4	-	\$172,527	\$174,051

4260 DEPARTMENT OF HEALTH SERVICES—Continued

1
2
3
4
5
6
7
8
9
10
11
12
13
14
15
16
17
18
19
20
21
22
23
24
25
26
27
28
29
30
31
32
33
34
35
36
37
38
39
40
41
42
43
44
45
46
47
48
49
50
51
52
53
54
55
56
57
58
59
60
61
62
63
64
65
66
67
68
69
70
71
72
73
74
75
76
77
78
79
80
81
82
83
84
85
86
87
88
89
90
91
92
93
94
95
96
97
98

ORGANIZATIONAL UNIT Classification	NUMBER OF POSITIONS			EXPENDITURES		
	Filled 1983-84	Authorized 1984-85	Proposed 1985-86	Actual 1983-84	Estimated 1984-85	Proposed 1985-86
Vital Statistics Section:				SALARY RANGE		
Health Prog Mgr II	-	1	1	2,651-3,200	38,400	38,400
Staff Services Mgr II-Supvry	0.3	-	-	2,651-3,200	-	-
Research Mgr I Soc/Beh	-	1	1	2,415-2,913	31,690	33,209
Health Prog Mgr I	-	1	1	2,415-2,913	31,110	32,670
Research Analyst II-Cen	-	4	4	2,197-2,651	124,564	127,248
Assoc Govtl Prog Analyst	2	2	2	2,197-2,651	63,258	63,624
Assoc Health Prog Advisor	2	2	2	2,197-2,651	63,624	63,624
Staff Services Analyst-Gen	2.5	2	2	1,407-2,197	48,530	50,298
Office Services Mgr I	1	1	1	1,827-2,197	25,804	26,364
Health Record Techn III	-	1	1	1,544-1,854	20,450	21,478
Supvng Microfilm Techn	1	1	1	1,491-1,786	21,284	21,432
Office Services Supvr II-Gen	2.8	1	1	1,358-1,768	19,332	19,332
Office Services Supvr I-Typing	5.8	5	5	1,214-1,551	85,152	85,500
Office Techn-Typing	1.7	3	3	1,214-1,551	51,300	51,300
Secty	0.6	-	-	1,236-1,512	-	-
Stock Clk	1	1	1	1,168-1,486	16,404	16,404
Supvng Prog Techn I-Vital Statistic	-	1	1	1,260-1,486	17,832	17,832
Microfilm Techn II	0.3	1	1	1,222-1,437	16,756	17,244
Health Record Techn I	3.8	5	5	1,214-1,425	79,566	81,424
Office Asst II-Typing	27.4	20	20	1,048-1,367	286,115	289,220
Microfilm Techn I	7.3	8	8	1,018-1,321	121,074	122,202
Word Processing Techn	1	1	1	1,048-1,309	15,708	15,708
Prog Techn I-Vital Statistics	3.7	13.5	13.5	1,126-1,309	199,806	206,013
Office Asst II-Gen	11.1	11	11	1,048-1,309	155,027	157,255
Office Asst I-Typing	1.3	2	2	976-1,126	26,643	27,063
Office Asst I-Gen	0.3	1	1	944-1,087	11,877	12,252
Office Occupations Clk	1	1	1	913-1,048	12,744	12,744
Asst Clk	0.3	1	1	832-950	11,060	11,398
Temporary Help	2.9	7.1	7.1	(64,927)	86,937	86,937
Overtime	-	-	-	(16,953)	-	-
Totals	81.1	98.6	98.6	\$1,329,086	\$1,682,047	\$1,708,175
Research Mgr III-Soc-Behavioral	1	-	-	2,913-3,518	-	-
Research Prog Specialist II	1	-	-	2,651-3,200	-	-
Research Mgr II-Gen	1.3	-	-	2,651-3,200	-	-
Research Mgr I-Soc-Behavioral	0.8	-	-	2,415-2,913	-	-
Research Mgr I-Cen	2	-	-	2,415-2,913	-	-
Staff DP Analyst	1	-	-	2,415-2,913	-	-
Biostatistician III	2	-	-	2,303-2,778	-	-
Research Analyst II-Soc-Behavioral	2	-	-	2,197-2,651	-	-
Research Analyst II-Cen	14.6	-	-	2,197-2,651	-	-
Assoc Programmer Analyst	0.6	-	-	2,197-2,651	-	-
Research Analyst I-Soc-Behavioral	1	-	-	1,407-2,197	-	-
Research Analyst I-Gen	1	-	-	1,407-2,197	-	-
Mgt Services Techn	1	-	-	1,177-1,565	-	-
Office Services Supvr I-Typing	0.7	-	-	1,214-1,551	-	-
Office Techn-Typing	0.3	-	-	1,214-1,551	-	-
Statistical Clk	10.6	-	-	1,214-1,425	-	-
Health Record Techn I	0.7	-	-	1,214-1,425	-	-
Office Asst II-Typing	1.4	-	-	1,048-1,367	-	-
Word Processing Techn	2	-	-	1,048-1,309	-	-
Office Asst II-Gen	1	-	-	1,048-1,309	-	-
Temporary Help	0.3	-	-	(5,828)	-	-
Totals	46.3	-	-	\$1,173,362	-	-
Preventive Health Research Section:						
Research Mgr II Social-Behavioral	-	1	1	2,651-3,200	38,400	38,400
Research Prog Specialist II	-	1	1	2,651-3,200	38,400	38,400
Research Mgr I Gen	-	1	1	2,415-2,913	34,956	34,956
Biostatistician III	-	2	2	2,303-2,778	66,672	66,672
Research Analyst II Social-Behavioral	-	1	1	2,197-2,651	31,812	31,812
Research Analyst II-Cen	-	4.5	4.5	2,197-2,651	140,430	141,066
Assoc Programmer Analyst	-	1	1	2,197-2,651	31,812	31,812
Statistical Clk	-	9	9	1,214-1,425	148,778	150,300
Health Record Techn I	-	1	1	1,214-1,425	14,568	14,568
Totals	-	21.5	21.5	-	\$545,828	\$547,986
Medical Care Research Section:						
Research Mgr II-Gen	-	1	1	2,651-3,200	38,400	38,400
Research Mgr I-Gen	-	1	1	2,415-2,913	34,956	34,956
Research Analyst II-Cen	-	6	6	2,197-2,651	187,724	190,506
Research Analyst I-Gen	-	1	1	1,407-2,197	24,792	24,792
Mgt Services Techn	-	1	1	1,177-1,565	18,780	18,780
Totals	-	10	10	-	\$304,652	\$307,434
Totals, Administration Division	710.2	749.2	735.2	\$15,073,604	\$16,368,907	\$16,402,009
Audits & Investigation Division						
Administration:						
Medical Consultant II	0.2	-	-	4,571-5,560	-	-
C.E.A. III	1	1	1	3,357-4,464	53,568	53,568
Staff Services Mgr I	0.6	-	-	2,415-2,913	-	-
Health Prog Audit Mgr I	0.3	1	1	2,415-2,913	33,741	35,373

4260 DEPARTMENT OF HEALTH SERVICES—Continued

ORGANIZATIONAL UNIT	NUMBER OF POSITIONS			EXPENDITURES		
	Classification	Filled 1983-84	Authorized 1984-85	Proposed 1985-86	Actual 1983-84	Estimated 1984-85
SALARY RANGE						
Assoc Govtl Prog Analyst	3.3	2	2	2,197-2,651	63,624	63,624
Health Prog Auditor III	2	2	2	2,197-2,651	58,176	59,448
Exec Secty I	0.6	1	1	1,389-1,653	18,687	19,501
Office Asst II-Typing	0.8	1	1	1,048-1,367	14,016	14,522
Totals	8.8	8	8	\$277,212	\$241,812	\$246,036
Investigations Branch:						
Chief	0.6	-	-	3,072-3,710	-	-
Supvng Special Investigator II	2.2	3	3	2,669-3,222	110,546	114,042
Supvng Special Investigator I	6.7	10	10	2,319-2,799	306,560	313,800
Assoc Govtl Prog Analyst	1.6	1	1	2,197-2,651	26,364	27,636
Sr Special Investigator	14.3	24	24	2,113-2,546	695,525	706,305
Special Investigator I	20.7	31	31	1,723-2,319	747,834	776,508
Investigator Asst	3.7	4	4	1,417-1,612	76,755	77,376
Mgt Services Techn	0.5	1	1	1,177-1,565	17,763	18,444
Office Techn-Typing	0.7	-	-	1,214-1,551	-	-
Office Services Supvr I-Typing	1	2	2	1,214-1,551	29,136	30,240
Office Asst II-Typing	9.2	9	9	1,048-1,367	126,815	128,642
Steno	0.9	1	1	1,029-1,339	12,738	13,158
Word Processing Techn	-	1	1	1,048-1,309	12,576	13,044
Temporary Help	0.4	0.5	0.5	(11,053)	18,498	18,498
Totals	62.5	87.5	87.5	\$1,507,053	\$2,181,110	\$2,237,693
Surveillance & Util Review Branch:						
Medical Consultant I	6.9	8	8	4,156-5,429	499,966	505,319
Staff Services Mgr III	1	1	1	2,913-3,518	42,216	42,216
Staff Services Mgr II-Supvry	4	4	4	2,651-3,200	153,600	153,600
Pharmaceutical Consultant I	0.3	1	1	2,415-2,913	28,980	30,348
Staff Services Mgr I	6.6	6	6	2,415-2,913	209,331	209,736
Operations Research Specialist II	1	1	1	2,360-2,845	34,140	34,140
Assoc Govtl Prog Analyst	17.8	18	18	2,197-2,651	551,876	559,518
Health Prog Auditor III	-	1	1	2,197-2,651	30,006	31,446
Examiner I-Lab Fld Services	1	1	1	2,098-2,529	30,348	30,348
Health Care Services Nurse II	17.8	18	18	1,868-2,251	482,604	485,004
Staff Services Analyst-Gen	3.9	2	2	1,407-2,197	51,060	52,233
Mgt Services Techn	10.6	10	10	1,177-1,565	184,112	186,460
Office Services Supvr I-Typing	1.2	1	1	1,214-1,551	17,100	17,100
Office Techn-Typing	2.7	3	3	1,214-1,551	51,202	51,300
Statistical Clk	0.2	1	1	1,214-1,425	14,604	15,180
Acct Clk II	1	2	2	1,087-1,367	28,398	28,884
Office Asst II-Typing	10.3	14	14	1,048-1,367	193,232	196,490
Temporary Help	0.2	-	-	(6,432)	-	-
Totals	86.5	92	92	\$2,408,844	\$2,602,775	\$2,629,322
Quality Control Section:						
Staff Services Mgr II-Supvry	2	2	2	2,651-3,200	76,800	76,800
Staff Services Mgr I	5.6	6	6	2,415-2,913	203,760	205,128
Assoc Govtl Prog Analyst	9	9	9	2,197-2,651	276,340	282,346
Staff Services Analyst-Gen	21.3	22	22	1,407-2,197	531,784	545,913
Office Services Supvr I-Gen	0.7	-	-	1,214-1,551	-	-
Office Techn-Gen	0.1	-	-	1,214-1,551	-	-
Office Asst II-Typing	7.7	7	7	1,048-1,367	96,948	98,340
Steno	0.2	1	1	1,029-1,339	15,396	15,396
Office Asst II-Gen	2.7	2	2	1,048-1,309	29,092	29,136
Office Asst I-Gen	-	1	1	944-1,087	11,790	12,156
Totals	49.3	50	50	\$1,185,081	\$1,241,910	\$1,265,215
Financial Audits Branch:						
Staff Services Mgr III	-	1	1	2,913-3,518	42,216	42,216
Health Prog Audit Mgr III	1	-	-	2,913-3,518	-	-
Health Prog Audit Mgr II	4	4	4	2,651-3,200	153,600	153,600
Health Prog Auditor IV	1.9	6	6	2,415-2,913	200,017	207,441
Health Prog Auditor Mgr I	16.5	17	17	2,415-2,913	586,791	589,644
Assoc Govtl Prog Analyst	0.3	-	-	2,197-2,651	-	-
Health Prog Auditor III ^s	36.8	35	35	2,197-2,651	1,068,772	1,088,362
Govtl Auditor III	1	1	1	2,197-2,651	31,812	31,812
Health Prog Auditor II ^s	49.5	58	58	1,827-2,197	1,405,056	1,461,087
Accountant I - Supvr	0.4	1	1	1,401-1,827	17,117	17,849
Auditor I	7.4	13	13	1,407-1,673	232,370	233,274
Mgt Services Techn	1	1	1	1,177-1,565	18,547	18,766
Acctg Techn	7.4	9	9	1,214-1,551	150,788	151,920
Office Techn-Typing	4.4	5	5	1,214-1,551	83,238	85,210
Office Services Supvr I-Typing	1	1	1	1,214-1,551	17,100	17,100
Secty	0.9	1	1	1,236-1,512	14,832	15,396
Office Asst II-Typing	7.6	9	9	1,048-1,367	129,134	130,194
Word Processing Techn	5.6	6	6	1,048-1,309	89,418	90,417
Office Asst II-Gen	1.6	1	1	1,048-1,309	14,568	14,568
Temporary Help	-	1	1	-	24,663	24,663
Totals	148.3	170	170	\$3,668,247	\$4,280,039	\$4,373,519
Multi-Discipline Audits Branch:						
Medical Consultant I	3	3	3	4,156-5,429	193,632	193,632
Health Prog Audit Mgr III	0.7	-	-	2,913-3,518	-	-
Staff Services Mgr III	0.3	1	1	2,913-3,518	42,216	42,216
Pharmaceutical Consultant II	1.4	2	2	2,651-3,200	75,764	76,800
Health Prog Audit Mgr II	2	2	2	2,651-3,200	76,800	76,800

4260 DEPARTMENT OF HEALTH SERVICES—Continued

ORCANIZATIONAL UNIT Classification	NUMBER OF POSITIONS			EXPENDITURES		
	Filled 1983-84	Authorized 1984-85	Proposed 1985-86	Actual 1983-84	Estimated 1984-85	Proposed 1985-86
				SALARY RANGE		
Pharmaceutical Consultant I	8.6	9	9	2,415-2,913	308,628	309,996
Health Prog Auditor IV	-	1	1	2,415-2,913	33,876	34,956
Health Prog Audit Mgr I	2	2	2	2,415-2,913	69,102	69,912
Assoc Covtl Prog Analyst	2.4	3	3	2,197-2,651	93,158	94,826
Health Prog Auditor III	7.8	8	8	2,197-2,651	242,204	246,936
Health Care Services Nurse II	6.1	8	8	1,868-2,251	197,734	203,370
Office Asst II-Typing	5.3	6	6	1,048-1,367	86,116	86,424
Office Asst I-Typing	1	1	1	976-1,126	12,678	13,094
Totals	40.6	46	46	\$1,243,662	\$1,431,908	\$1,448,962
Quality Evaluation Section:						
Medical Consultant I	0.8	2	2	4,156-5,429	130,296	130,296
Dental Consultant II	1	1	1	4,077-4,935	57,792	57,792
Staff Services Mgr III	1	1	1	2,913-3,518	42,216	42,216
Staff Services Mgr II-Supvry	1	1	1	2,651-3,200	38,400	38,400
Staff Mgt Auditor	1	-	-	2,415-2,913	-	-
Pharmaceutical Consultant I	1	1	1	2,415-2,913	34,956	34,956
Staff Services Mgr I	1	1	1	2,415-2,913	34,956	34,956
Health Prog Audit Mgr I	-	1	1	2,415-2,913	34,551	34,956
Assoc Mgt Auditor	3.6	4	4	2,197-2,651	116,606	119,680
Health Facilities Rep II	1	1	1	2,150-2,591	31,092	31,092
Health Facilities Rep Nurse	1	1	1	1,868-2,251	25,503	26,709
Staff Services Mgt Auditor	0.4	-	-	1,407-2,197	-	-
Health Prog Auditor II	0.8	1	1	1,827-2,197	21,924	22,944
Auditor I	0.3	-	-	1,407-1,673	-	-
Sr Medical Steno	1	1	1	1,331-1,577	15,972	16,668
Medical Transcriber	1	1	1	1,191-1,517	16,572	16,740
Secty	1	1	1	1,236-1,512	16,628	17,330
Steno	1	1	1	1,029-1,339	15,212	15,396
Totals	17.9	19	19	\$538,792	\$632,676	\$640,131
Totals, Audits & Investigation Di- vision	413.9	472.5	472.5	\$10,828,891	\$12,612,230	\$12,840,878
Licensing & Certification Division						
Administration:						
Medical Off III	0.9	1	1	4,571-5,560	54,852	57,540
C.E.A. III	1	1	1	3,357-4,464	42,055	44,108
Health Facilities Rep IV	1	1	1	2,651-3,200	38,400	38,400
Assoc Covtl Prog Analyst	1	1	1	2,197-2,651	31,812	31,812
Health Facilities Rep II	1.1	1	1	2,150-2,591	31,092	31,092
Health Facilities Rep Nurse	1.3	-	-	1,868-2,251	-	-
Health Facilities Rep I	1	1	1	1,868-2,251	27,012	27,012
Staff Services Analyst-Cen	1	1	1	1,407-2,197	23,268	24,348
Exec Secty I	0.3	1	1	1,389-1,653	18,480	19,300
Temporary Help	0.7	0.8	0.8	20,913	21,212	21,212
Overtime	-	-	-	(541)	115,957	115,957
Totals	9.3	8.8	8.8	\$307,094	\$404,140	\$410,781
Policy & Support Branch:						
Staff Services Mgr III	1	1	1	2,913-3,518	42,216	42,216
Totals	1	1	1	\$41,488	\$42,216	\$42,216
Operation Support Section:						
Social Service Administrator I	1	1	1	2,472-2,983	35,796	35,796
Assoc Covtl Prog Analyst	3	4	4	2,197-2,651	122,436	123,744
Assoc Mgt Analyst	0.9	-	-	2,197-2,651	-	-
Staff Services Analyst-Cen	2.1	1	1	1,407-2,197	25,524	26,364
Office Services Supvr I-Typing	0.7	-	-	1,214-1,551	-	-
Sr Word Processing Techn	-	1	1	1,260-1,486	15,169	15,766
Office Asst II-Typing	4.6	3	3	1,048-1,367	43,308	43,704
Office Asst II-Gen	1.9	1	1	1,048-1,309	14,568	14,568
Word Processing Techn	0.8	5	5	1,048-1,309	71,894	72,356
Office Asst I-Typing	-	1	1	976-1,126	12,156	12,546
Totals	15	17	17	\$311,341	\$340,851	\$344,844
Health Care Section:						
Health Facilities Rep IV	1	1	1	2,651-3,200	38,400	38,400
Health Facilities Rep III	1	1	1	2,303-2,778	33,153	33,336
Assoc Covtl Prog Analyst	1	1	1	2,197-2,651	31,812	31,812
Health Facilities Rep II	4.9	5	5	2,150-2,591	150,168	151,380
Health Facilities Rep Nurse	1.8	2	2	1,868-2,251	53,216	54,024
Office Services Supvr I-Typing	0.8	-	-	1,214-1,551	-	-
Office Asst II-Typing	3.1	-	-	1,048-1,367	-	-
Steno	1	1	1	1,029-1,339	15,396	15,396
Word Processing Techn	0.9	1	1	1,048-1,309	15,708	15,708
Totals	15.5	12	12	\$375,864	\$337,853	\$340,056
Provider Participation Section:						
Health Facilities Rep III	0.9	1	1	2,303-2,778	27,636	28,980
Health Facilities Rep II	2.9	3	3	2,150-2,591	87,627	89,196
Steno	1	1	1	1,029-1,339	15,396	15,396
Office Asst II-Cen	1	1	1	1,048-1,309	14,568	14,568
Totals	5.8	6	6	\$143,802	\$145,227	\$148,140

4260 DEPARTMENT OF HEALTH SERVICES—Continued

ORGANIZATIONAL UNIT	NUMBER OF POSITIONS			EXPENDITURES		
	Classification	Filled 1983-84	Authorized 1984-85	Proposed 1985-86	Actual 1983-84	Estimated 1984-85
Field Operations Branch:				SALARY RANGE		
Staff Services Mgr III	1	1	1	2,913-3,518	42,216	42,216
Sr Steno	0.7	1	1	1,236-1,512	14,832	15,396
Totals	1.7	2	2	\$52,162	\$57,048	\$57,612
Field Offices:						
Medical Off III	1.1	1	1	4,571-5,560	54,852	57,540
Medical Consultant I	1	1	1	4,156-5,429	63,336	63,336
Social Service Administrator II	1	1	1	2,717-3,279	39,348	39,348
Pharmaceutical Consultant II	3	3	3	2,651-3,200	115,200	115,200
Health Facilities Rep IV	4	4	4	2,651-3,200	146,003	147,996
Rehab Nursing Consultant	0.1	-	-	2,360-2,845	-	-
Health Facilities Rep III	2	2	2	2,303-2,778	66,672	66,672
Medical Record Consultant	2	2	2	2,282-2,753	66,072	66,072
Nutrition Consultant II	2.2	3	3	2,197-2,651	95,192	95,436
Health Facilities Rep II	14	15	15	2,150-2,591	442,188	448,870
Occupational Therapy Consultant	1.7	2	2	2,098-2,529	50,352	52,728
Phys Therapy Consultant	2	2	2	2,098-2,529	60,696	60,696
Health Facilities Rep Nurse	56.6	81.5	81.5	1,868-2,251	2,018,978	2,065,402
Health Facilities Rep I	31.1	50	50	1,868-2,251	1,241,547	1,270,529
Office Services Supvr I-Typing	3.9	4	4	1,214-1,551	68,168	68,400
Office Services Supvr I-Gen	1	1	1	1,214-1,551	17,100	17,100
Office Techn-Typing	2.7	2	2	1,214-1,551	32,514	33,156
Office Asst II-Typing	19.5	19.5	19.5	1,048-1,367	281,522	282,030
Steno	1	1	1	1,029-1,339	15,396	15,396
Word Processing Techn	1.7	2	2	1,048-1,309	31,416	31,416
Office Asst I-Typing	-	2.5	2.5	976-1,126	30,390	31,365
Totals	151.6	199.5	199.5	\$3,842,534	\$4,936,942	\$5,028,688
Totals, Licensing & Certification						
Division	199.9	246.3	246.3	\$5,074,285	\$6,264,277	\$6,372,337
Medi-Cal Operations Division						
Administration:						
C.E.A. III	1	1	1	3,357-4,464	53,568	53,568
Assoc Govtl Prog Analyst	0.9	-	-	2,197-2,651	-	-
Exec Secty I	0.6	1	1	1,389-1,653	18,687	19,501
Secty	0.4	-	-	1,236-1,512	-	-
Overtime	-	-	-	(12,468)	31,751	31,751
Totals	2.9	2	2	\$109,112	\$104,006	\$104,820
Utilization Control Section:						
Medical Consultant I	3	3	3	4,156-5,429	189,125	192,877
Staff Services Mgr II-Supvry	0.7	1	1	2,651-3,200	38,400	38,400
Assoc Govtl Prog Analyst	5.2	6	6	2,197-2,651	188,586	190,384
Assoc Mgt Analyst	0.6	-	-	2,197-2,651	-	-
Health Care Services Nurse II	5	4	4	1,868-2,251	107,442	108,048
Health Care Services Nurse I	-	1	1	1,706-2,051	20,472	21,432
Office Techn-Typing	0.7	-	-	1,214-1,551	-	-
Statistical Clk	1	-	-	1,214-1,425	-	-
Office Asst II-Typing	0.2	1	1	1,048-1,367	13,584	14,040
Word Processing Techn	1.5	2	2	1,048-1,309	31,122	31,416
Totals	17.9	18	18	\$557,572	\$588,731	\$596,597
Field Services Branch:						
Medical Consultant I	1	1	1	4,156-5,429	65,148	65,148
C.E.A. I	0.7	1	1	2,778-3,690	44,280	44,280
Staff Services Mgr III	1.1	1	1	2,913-3,518	42,216	42,216
Staff Services Mgr II-Supvry	0.2	-	-	2,651-3,200	-	-
Staff Services Mgr I	0.9	1	1	2,415-2,913	34,821	34,956
Assoc Govtl Prog Analyst	4.3	5	5	2,197-2,651	152,032	154,992
Health Care Services Nurse III	1	1	1	2,051-2,472	29,664	29,664
Health Care Services Nurse II	1	1	1	1,868-2,251	27,012	27,012
Staff Services Analyst-Gen	2.7	2	2	1,407-2,197	50,964	52,134
Office Services Supvr I-Typing	1	1	1	1,214-1,551	17,100	17,100
Office Techn-Typing	1	1	1	1,214-1,551	15,463	16,114
Office Asst II-Typing	2.9	3	3	1,048-1,367	44,256	44,256
Office Asst I-Typing	-	1	1	976-1,126	12,156	12,546
Totals	17.8	19	19	\$492,016	\$535,112	\$540,418
Field Offices:						
Medical Consultant II	4.4	5	5	4,571-5,560	333,600	333,600
Medical Consultant I	36.5	40	40	4,156-5,429	2,392,906	2,433,866
Staff Services Mgr II-Supvry	4	4	4	2,651-3,200	153,600	153,600
Pharmaceutical Consultant II	2	2	2	2,651-3,200	70,212	71,736
Medi-Cal Administrator II	1	1	1	2,651-3,200	38,400	38,400
Staff Services Mgr I	3.1	4	4	2,415-2,913	133,848	135,216
Pharmaceutical Consultant I	6.9	7	7	2,415-2,913	244,692	244,692
Medi-Cal Administrator I	1	-	-	2,415-2,913	-	-
Nursing Consultant II	1	1	1	2,360-2,845	34,140	34,140
Assoc Govtl Prog Analyst	3	3	3	2,197-2,651	95,070	95,436
Asst Medi-Cal Administrator	5	5	5	1,827-2,651	156,798	158,206
Social Service Consultant III	1.1	1	1	2,197-2,651	26,364	27,636
Health Care Services Nurse III	16.8	18	18	2,051-2,472	519,424	524,435
Social Service Consultant II	9.7	11.5	11.5	2,002-2,415	329,570	331,368
Audiology & Speech Consultant	0.5	1	1	1,912-2,303	27,636	27,636

4260 DEPARTMENT OF HEALTH SERVICES—Continued

ORGANIZATIONAL UNIT	NUMBER OF POSITIONS			EXPENDITURES			
	Classification	Filled 1983-84	Authorized 1984-85	Proposed 1985-86	Actual 1983-84	Estimated 1984-85	Proposed 1985-86
				SALARY RANGE			
Health Care Services Nurse II	97.2	109.2	109.2	1,868-2,251	2,849,139	2,880,068	
Social Service Consultant I	3	3	3	1,827-2,197	76,752	77,904	
Health Care Services Nurse I	3.8	6	6	1,706-2,051	133,524	136,416	
Office Services Supvr II-Gen	5.7	6	6	1,358-1,768	112,356	113,712	
Sr Medical Transcriber	1	1	1	1,331-1,729	18,924	18,924	
Medi-Cal Techn III-Specialist	1.6	1	1	1,407-1,673	20,076	20,076	
Medi-Cal Techn III-Supvry	1.1	2	2	1,407-1,673	40,092	40,152	
Office Services Supvr I-Typing	10.1	9	9	1,214-1,551	152,798	153,842	
Office Services Supvr I-Gen	3.3	4	4	1,214-1,551	63,888	65,028	
Office Techn-Typing	0.3	-	-	1,214-1,551	-	-	
Office Techn-Gen	0.4	1	1	1,214-1,551	17,100	17,100	
Medi-Cal Techn II	5.6	7	7	1,294-1,532	126,527	128,322	
Medical Transcriber	9.3	9	9	1,191-1,517	144,592	146,971	
Sr Steno	0.3	-	-	1,236-1,512	-	-	
Office Asst II-Typing	73.7	80	80	1,048-1,367	1,128,186	1,139,074	
Medi-Cal Techn I	11	18	18	1,156-1,347	279,709	283,534	
Steno	1	1	1	1,029-1,339	15,396	15,396	
Office Asst II-Gen	20.8	19	19	1,048-1,309	271,516	274,084	
Office Asst I-Typing	2.2	6	6	976-1,126	73,830	76,203	
Office Asst I-Gen	3.1	5	5	944-1,087	59,934	61,826	
Office Occupations Clk	1	1	1	913-1,048	12,744	12,744	
Asst Clk	4.5	8	8	832-950	89,411	91,397	
Temporary Help	4.4	7	7	(173,986)	276,281	276,281	
Overtime	-	-	-	(215)	-	-	
Totals	360.4	406.7	406.7	\$9,209,869	\$10,519,035	\$10,644,021	
Recovery Branch:							
Staff Services Mgr III	1	1	1	2,913-3,518	42,216	42,216	
Staff Services Mgr II-Supvry	3	3	3	2,651-3,200	115,200	115,200	
Staff Services Mgr I	1	2	2	2,415-2,913	63,936	65,304	
Tax Compliance Supvr	5.1	5	5	2,415-2,913	165,294	168,171	
Assoc Govtl Prog Analyst ¹	4.9	5	4	2,197-2,651	145,570	119,344	
Tax Compliance Rep III	9	10	10	2,197-2,651	296,334	304,416	
Tax Compliance Rep III	1.8	2	2	2,197-2,651	57,400	60,126	
Office Services Mgr I	1	1	1	1,827-2,197	23,844	24,984	
Staff Services Analyst-Gen	3.9	4	4	1,407-2,197	93,355	97,708	
Tax Compliance Rep II	27.4	31	31	1,827-2,197	775,566	796,107	
Supvng Prog Techn III-Medi-Cal	1	1	1	1,544-1,854	22,248	22,248	
Tax Compliance Rep I	9.2	7	7	1,407-1,827	133,259	138,743	
Office Services Supvr II-Gen	2.9	3	3	1,358-1,768	54,156	55,716	
Supvng Prog Techn II-Medi-Cal	2.9	4	4	1,358-1,611	73,377	74,868	
Prog Techn III-Medi-Cal Recovery	2.4	4	4	1,358-1,611	70,824	73,830	
Supvng Acct Clk I	1.9	2	2	1,358-1,611	34,010	35,524	
Mgt Services Techn	2.8	3	3	1,177-1,565	53,008	54,466	
Office Services Supvr I-Typing	0.3	-	-	1,214-1,551	-	-	
Office Services Supvr I-Gen	7.5	8	8	1,214-1,551	133,780	134,820	
Office Techn-Typing	3.3	4	4	1,214-1,551	67,588	68,284	
Sr Acct Clk ¹	2.5	4	4	1,214-1,551	65,868	66,420	
Acctg Techn	2	3	2	1,214-1,551	48,058	32,340	
Sr Word Processing Techn	0.6	1	1	1,260-1,486	17,832	17,832	
Prog Techn II-Medi-Cal Recovery	29.1	42	42	1,214-1,425	653,683	679,714	
Office Asst II-Typing	11.9	14	14	1,048-1,367	201,141	201,570	
Acct Clk II	19.1	17.5	17.5	1,087-1,367	262,366	264,140	
Office Asst II-Gen	37.9	31	31	1,048-1,309	443,610	447,650	
Word Processing Techn	6.3	7	7	1,048-1,309	109,877	109,956	
Key Data Opr	1.9	2	2	976-1,309	31,416	31,416	
Prog Techn Trainee-Gen	12.8	15	15	1,048-1,214	214,976	216,500	
Office Asst I-Typing	0.5	1	1	976-1,126	12,156	12,546	
Office Asst I-Gen	0.5	1	1	944-1,087	11,790	12,156	
Temporary Help	0.6	0.3	0.3	(21,018)	9,911	9,911	
Overtime	-	-	-	(1,474)	-	-	
Totals	218	238.8	236.8	\$3,983,858	\$4,503,649	\$4,554,226	
Totals, Medi-Cal Operations Division	617	684.5	682.5	\$14,352,427	\$16,250,533	\$16,440,082	
Fiscal Intermediary Management Division							
Administration:							
C.E.A. III	0.9	1	1	3,357-4,464	53,568	53,568	
Assoc Govtl Prog Analyst	1.5	-	-	2,197-2,651	-	-	
Staff Services Analyst-Gen	0.1	-	-	1,407-2,197	-	-	
Exec Secty I	0.5	1	1	1,389-1,653	19,836	19,836	
Temporary Help	-	0.2	0.2	-	5,336	5,336	
Overtime	-	-	-	(377)	11,756	11,756	
Totals	3	2.2	2.2	\$103,650	\$90,496	\$90,496	
Operations Analysis Branch:							
Staff Services Mgr II-Supvry	1.8	2	2	2,651-3,200	76,800	76,800	
DP Mgr II	-	1	1	2,651-3,200	31,812	33,336	
Staff Services Mgr I ²	5	4	2	2,415-2,913	139,824	69,912	
DP Mgr I	1	1	1	2,415-2,913	32,701	34,281	
Staff DP Analyst	-	1	1	2,415-2,913	28,980	30,348	
Assoc DP Analyst	0.8	2	2	2,197-2,651	55,458	58,106	
Assoc Programmer Analyst	2.5	3	3	2,197-2,651	93,972	95,436	
Assoc Govtl Prog Analyst ⁶	17.9	17	12	2,197-2,651	526,296	379,792	
Staff Services Analyst-Gen	5.8	6	3	1,407-2,197	139,769	69,882	

4260 DEPARTMENT OF HEALTH SERVICES—Continued

ORGANIZATIONAL UNIT	NUMBER OF POSITIONS			EXPENDITURES		
	Classification	Filed 1983-84	Authorized 1984-85	Proposed 1985-86	Actual 1983-84	Estimated 1984-85
				SALARY RANGE		
Office Services Supvr I-Typing	0.3	-	-	1,214-1,551	-	-
Word Processing Techn	1.1	1.5	1.5	1,048-1,309	20,028	20,448
Totals	36.2	38.5	28.5	\$1,034,280	\$1,145,640	\$868,341
Medical Policy Monitoring Branch:						
Medical Consultant II	1	1	1	4,571-5,560	66,720	66,720
Staff Services Mgr III	-	1	1	2,913-3,518	34,956	36,624
Nursing Consultant II ¹	1	2	1	2,360-2,845	62,460	29,664
Assoc Govtl Prog Analyst	1	1	1	2,197-2,651	31,812	31,812
Nursing Consultant I	0.4	-	-	2,150-2,591	-	-
Sec'y	1	1	-	1,236-1,512	16,068	-
Temporary Help	0.3	-	-	(10,102)	-	-
Totals	4.7	6	4	\$165,247	\$212,016	\$164,820
Contract Administration Branch:						
Staff Services Mgr II-Supvry ¹	1	1	-	2,651-3,200	38,400	-
Staff Services Mgr I ¹	4	3	2	2,415-2,913	104,193	69,912
Assoc Govtl Prog Analyst	5	5	5	2,197-2,651	158,328	159,060
Staff Services Analyst-Gen ¹	2.9	3	2	1,407-2,197	68,982	46,908
Office Services Supvr II-Gen	-	1	1	1,358-1,768	17,466	18,222
Sr Word Processing Techn	1	-	-	1,260-1,486	-	-
Office Asst II-Typing ²	1.6	2	-	1,048-1,367	29,136	-
Word Processing Techn	4	4	4	1,048-1,309	61,429	62,538
Office Asst II-Gen ¹	1	1	-	1,048-1,309	13,660	-
Temporary Help	0.2	0.3	0.3	(4,622)	7,910	7,910
Overtime	-	-	-	(809)	-	-
Totals	20.7	20.3	14.3	\$500,172	\$499,504	\$364,550
Provider Services Branch:						
Staff Services Mgr III	1	1	1	2,913-3,518	42,216	42,216
Staff Services Mgr II-Supvry	0.9	1	1	2,651-3,200	38,400	38,400
Staff Services Mgr I	3	3	3	2,415-2,913	104,868	104,868
Assoc Govtl Prog Analyst ²	11.6	12	10	2,197-2,651	365,990	309,876
Staff Services Analyst-Gen ¹	3	3	2	1,407-2,197	73,428	50,655
Office Services Supvr II-Gen	0.7	-	-	1,358-1,768	-	-
Mgt Services Techn	2.8	2	2	1,177-1,565	37,197	37,518
Office Services Supvr I-Gen	0.2	-	-	1,214-1,551	-	-
Office Techn-Typing	6.2	6	6	1,214-1,551	102,600	102,600
Sr Word Processing Techn	0.8	1	1	1,260-1,486	17,832	17,832
Office Asst II-Typing	1.5	1	1	1,048-1,367	12,810	13,278
Word Processing Techn	1.5	2	2	1,048-1,309	29,899	30,690
Temporary Help	1.3	2.6	2.6	(38,747)	80,325	80,325
Overtime	-	-	-	(1,908)	-	-
Totals	34.5	34.6	31.6	\$854,403	\$905,382	\$828,258
Totals, Fiscal Intermediary Man- agement Division	99.1	101.6	80.6	\$2,657,752	\$2,853,038	\$2,316,465
Medi-Cal Policy & Standards Division						
Administration:						
C.E.A. III	0.8	1	1	3,357-4,464	53,568	53,568
Assoc Govtl Prog Analyst	0.5	1	1	2,197-2,651	31,080	31,812
Staff Services Analyst-Gen	0.3	-	-	1,407-2,197	-	-
Office Techn-Typing	1	1	1	1,214-1,551	17,100	17,100
Temporary Help	0.3	0.2	0.2	(1,648)	5,336	5,336
Overtime	-	-	-	-	14,119	14,119
Totals	2.9	3.2	3.2	\$73,334	\$121,203	\$121,935
Medi-Cal Relations Unit:						
Staff Services Mgr I	1	1	1	2,415-2,913	34,956	34,956
Assoc Govtl Prog Analyst	0.7	1	1	2,197-2,651	28,980	30,348
Assoc Health Plan Analyst	-	2	2	2,197-2,651	63,624	63,624
Mgt Services Techn	2.1	3	3	1,177-1,565	51,696	52,224
Office Techn-Typing	1	1	1	1,214-1,551	17,100	17,100
Office Asst II-Typing	0.8	1	1	1,048-1,367	12,576	13,044
Word Processing Techn	0.2	1	1	1,048-1,309	15,512	15,708
Temporary Help	0.3	-	-	(2,549)	-	-
Totals	6.1	10	10	\$121,931	\$224,444	\$227,004
Benefits Branch:						
Medical Prog Consultant	1	1	1	4,795-5,560	66,720	66,720
Medical Consultant II	2.3	3	3	4,571-5,560	197,016	197,016
Medical Consultant I	3.6	3	3	4,156-5,429	175,416	177,864
Consulting Optometrist II	2	2	2	3,279-3,963	95,112	95,112
Staff Services Mgr III	1	1	1	2,913-3,518	42,216	42,216
Staff Services Mgr II-Supvry	2	2	2	2,651-3,200	76,800	76,800
Pharmaceutical Consultant II	4	4	4	2,651-3,200	153,600	153,600
Staff Services Mgr I	2	2	2	2,415-2,913	69,912	69,912
Health Prog Mgr I	1	1	1	2,415-2,913	34,956	34,956
Nursing Consultant II	1	1	1	2,360-2,845	34,140	34,140
Assoc Health Planning Analyst	2.3	-	-	2,197-2,651	-	-
Assoc Govtl Prog Analyst	7.3	12	12	2,197-2,651	359,970	369,646
Health Analyst	-	0.5	0.5	1,407-2,197	8,442	8,802
Staff Services Analyst-Gen	1.3	-	-	1,407-2,197	-	-
Office Services Supvr I-Typing	0.8	1	1	1,214-1,551	17,100	17,100
Office Asst II-Typing	1.8	2	2	1,048-1,367	28,960	29,136

4260 DEPARTMENT OF HEALTH SERVICES—Continued

ORGANIZATIONAL UNIT Classification	NUMBER OF POSITIONS			EXPENDITURES		
	Filed 1983-84	Authorized 1984-85	Proposed 1985-86	Actual 1983-84	Estimated 1984-85	Proposed 1985-86
				SALARY RANGE		
Word Processing Techn	3	3	3	1,048-1,309	44,608	45,673
Temporary Help	-	0.5	0.5	-	10,659	10,659
Totals	36.4	39	39	\$1,311,144	\$1,415,627	\$1,429,352
Eligibility Branch:						
Staff Services Mgr III	1	1	1	2,913-3,518	42,216	42,216
Staff Services Mgr II-Supvry	1.7	2	2	2,651-3,200	76,800	76,800
Staff Services Mgr I ⁵	5	6	6	2,415-2,913	197,514	200,520
Assoc Govtl Prog Analyst ⁸	18.6	24	24	2,197-2,651	722,186	725,616
Office Services Mgr I	1	-	-	1,827-2,197	-	-
Staff Services Analyst-Gen	5.7	6.5	6.5	1,407-2,197	156,558	162,510
Office Services Supvr II-Gen	1.8	1	1	1,358-1,768	19,332	19,332
Mgt Services Techn	1.9	3	3	1,177-1,565	49,512	50,925
Office Services Supvr I-Typing	1	1	1	1,214-1,551	17,100	17,100
Office Services Supvr I-Gen	1.4	1	1	1,214-1,551	17,100	-
Secty	-	1	1	1,236-1,512	17,588	18,040
Office Asst II-Typing ⁹	6.7	6	5	1,048-1,367	83,482	70,026
Office Asst II-Gen	9.2	3	2	1,048-1,309	41,946	29,370
Key Data Opr	1.2	-	-	976-1,309	-	-
Word Processing Techn	1.5	2	2	1,048-1,309	30,080	30,276
Office Asst I-Gen	1.1	2	1	944-1,087	24,167	12,744
Temporary Help	0.6	4	4	(5,426)	69,230	69,230
Overtime	-	-	-	(3,185)	-	-
Totals	59.4	63.5	59.5	\$1,365,416	\$1,564,811	\$1,524,706
Rate Development Branch:						
Actuary	1.3	2	2	2,913-4,255	84,561	87,356
Staff Services Mgr III	1	1	1	2,913-3,518	42,216	42,216
Staff Services Mgr II-Supvry	1	1	1	2,651-3,200	38,400	38,400
Research Mgr II-Gen	1	1	1	2,651-3,200	38,400	38,400
Research Prog Spec I-Health	2	2	2	2,415-2,913	68,427	69,912
Staff Services Mgr I	4	4	4	2,415-2,913	139,824	139,824
Assoc Govtl Prog Analyst	12.9	15	15	2,197-2,651	451,392	459,246
Research Analyst II-Gen	1	-	-	2,197-2,651	-	-
Staff Services Analyst-Gen	4.6	3	3	1,407-2,197	68,981	71,901
Office Services Supvr II-Gen	1	1	1	1,358-1,768	19,332	19,332
Office Techn-Typing	1.5	2	2	1,214-1,551	32,402	33,794
Statistical Clk	1	1	1	1,214-1,425	15,998	16,694
Office Asst II-Typing	0.1	1	1	1,048-1,367	12,989	13,409
Office Asst II-Gen	0.6	-	-	1,048-1,309	-	-
Word Processing Techn	2.6	3	3	1,048-1,309	46,490	47,075
Temporary Help	0.1	0.1	0.1	(1,148)	1,070	1,070
Totals	35.7	37.1	37.1	\$984,270	\$1,060,482	\$1,078,629
Totals, Medi-Cal Policy & Stand- ards Division	140.5	152.8	148.8	\$3,856,095	\$4,386,567	\$4,381,626
Organized Health Systems Division						
Administration:						
C.E.A. II	0.6	1	1	3,052-4,057	36,624	38,400
Assoc Govtl Prog Analyst	0.9	-	-	2,197-2,651	-	-
Jr Staff Analyst-Gen	-	1	1	1,407-1,827	16,884	17,604
Secty	0.7	-	-	1,236-1,512	-	-
Totals	2.2	2	2	\$65,272	\$53,508	\$56,004
Program Development Branch:						
Staff Services Mgr III	0.7	1	1	2,913-3,518	42,216	42,216
Staff Services Mgr II-Supvry	1	1	1	2,651-3,200	38,400	38,400
Staff Services Mgr I	4.9	4	4	2,415-2,913	139,824	139,824
Assoc Govtl Prog Analyst	18.9	21	21	2,197-2,651	642,376	652,388
Assoc Health Planning Analyst	0.2	-	-	2,197-2,651	-	-
Assoc Mgt Auditor	1	1	1	2,197-2,651	28,308	29,664
Staff Services Analyst-Gen	2.5	1	1	1,407-2,197	24,024	25,176
Health Analyst	0.5	-	-	1,407-2,197	-	-
Office Techn-Typing	1	1	1	1,214-1,551	17,100	17,100
DP Techn	0.8	-	-	1,198-1,523	-	-
Secty	0.7	1	1	1,236-1,512	14,832	15,396
Health Record Techn I	0.8	-	-	1,214-1,425	-	-
Office Asst II-Typing	1.5	2	2	1,048-1,367	28,380	28,872
Word Processing Techn	1.7	2	2	1,048-1,309	30,543	31,269
Temporary Help	0.3	0.1	0.1	(6,437)	1,517	1,517
Totals	36.5	35.1	35.1	\$1,002,415	\$1,007,520	\$1,021,822
Program Management Branch:						
Dental Prog Consultant	1	1	1	4,274-4,935	59,220	59,220
Dental Consultant II	1	1	1	4,077-4,935	59,220	59,220
Staff Services Mgr III	1	1	1	2,913-3,518	42,216	42,216
Staff Services Mgr II-Supvry	1	1	1	2,651-3,200	38,400	38,400
Staff Services Mgr I	4	3	3	2,415-2,913	104,058	104,868
Tax Compliance Supvr	-	1	1	2,415-2,913	32,828	34,416
Assoc Mgt Auditor	1	1	1	2,197-2,651	31,812	31,812
Assoc Govtl Prog Analyst	11	11	11	2,197-2,651	345,604	348,956
Dental Hygienist Auditor	2	2	2	2,051-2,472	59,328	59,328
Staff Services Analyst-Gen	2	2	2	1,407-2,197	48,876	50,981
Office Techn-Typing	1.2	3	3	1,214-1,551	49,128	49,680
Office Techn-Gen	3.9	4	4	1,214-1,551	68,400	68,400

4260 DEPARTMENT OF HEALTH SERVICES—Continued

ORGANIZATIONAL UNIT	NUMBER OF POSITIONS			EXPENDITURES		
	Classification	Filled 1983-84	Authorized 1984-85	Proposed 1985-86	Actual 1983-84	Estimated 1984-85
SALARY RANGE						
Sr Acct Clk	1	1	1	1,214-1,551	16,230	16,926
Secty	0.4	-	-	1,236-1,512	-	-
Office Asst II-Typing	2.7	2	2	1,048-1,367	28,704	29,160
Acct Clk II	2	2	2	1,087-1,367	29,468	30,010
Office Asst II-Gen	1	1	1	1,048-1,309	14,568	14,568
Word Processing Techn	1	1	1	1,048-1,309	15,708	15,708
Temporary Help	0.3	1.2	1.2	(8,539)	32,065	32,065
Totals	37.5	39.2	39.2	\$997,906	\$1,075,833	\$1,085,934
Totals, Organized Health Systems Division	76.2	76.3	76.3	\$2,065,593	\$2,136,861	\$2,163,760
Office Of County Health Services-LPHA						
Administration:						
Chief	1	1	1	4,156-5,694	60,396	60,396
Medical Off III	1	1	1	4,571-5,560	66,720	66,720
Staff Services Mgr II-Supvry	2	2	2	2,651-3,200	76,800	76,800
Health Prog Mgr II	0.9	1	1	2,651-3,200	38,400	38,400
Research Prog Spec II-Health	1	1	1	2,651-3,200	38,400	38,400
Staff Services Mgr I	1	1	1	2,415-2,913	34,956	34,956
Health Planning Mgr I	1	1	1	2,415-2,913	33,336	34,956
Health Prog Mgr I	1	1	1	2,415-2,913	32,828	34,416
Nursing Consultant II	-	1	1	2,360-2,845	28,320	29,690
Assoc Adm Analyst	1	1	1	2,197-2,651	31,812	31,812
Assoc Govtl Prog Analyst	1.7	1	1	2,197-2,651	31,812	31,812
Assoc Health Planning Analyst	3.2	4	4	2,197-2,651	123,408	126,272
Assoc Health Prog Advisor	4.5	5	5	2,197-2,651	154,004	155,556
Research Analyst II-Gen	1	1	1	2,197-2,651	31,812	31,812
Nursing Consultant I	1.1	-	-	2,150-2,591	-	-
Health Analyst	0.3	-	-	1,407-2,197	-	-
Exec Secty I	-	1	1	1,389-1,653	18,204	19,085
Secty	1.3	-	-	1,236-1,512	-	-
Statistical Clk	0.8	1	1	1,214-1,425	17,100	17,100
Office Asst II-Typing ¹⁰	2	3	2	1,048-1,367	36,391	30,240
Public Health Asst II	1	1	1	1,156-1,347	15,480	16,111
Word Processing Techn	1.5	2	2	1,048-1,309	28,284	28,893
Temporary Help	0.9	0.5	0.5	(28,407)	15,900	15,900
Overtime	-	-	-	(1,432)	-	-
Totals	29.2	30.5	29.5	\$865,939	\$914,363	\$919,327
Capital Projects Unit:						
Health Prog Specialist ¹	-	1	-	2,415-2,915	28,980	-
Health Planning Mgr I	1	-	-	2,415-2,913	-	-
Assoc Health Planning Analyst	0.8	-	-	2,197-2,651	-	-
Office Asst II-Typing	0.7	-	-	1,048-1,367	-	-
Overtime	-	-	-	(800)	-	-
Totals	2.5	1	-	\$66,799	\$28,980	-
Medically Indigent Services Unit:						
Health Planning Mgr I	1	1	1	2,415-2,913	32,574	34,146
Staff Services Mgr I	1	1	1	2,415-2,913	34,956	34,956
Assoc Govtl Prog Analyst	3	3	3	2,197-2,651	93,288	94,704
Assoc Adm Analyst	1	1	1	2,197-2,651	31,080	31,812
Assoc Health Planning Analyst	3.6	2	2	2,197-2,651	63,624	63,624
Health Analyst	-	2	2	1,407-2,197	33,768	35,208
Health Prog Techn I	0.4	1	1	1,347-1,532	18,062	18,384
Office Asst II-Typing	1.4	1	1	1,048-1,367	15,120	15,120
Word Processing Techn	0.6	1	1	1,048-1,309	15,708	15,708
Overtime	-	-	-	(1,317)	-	-
Totals	12	13	13	\$327,852	\$338,180	\$343,662
Totals, Office Of County Health Services-LPHA	43.7	44.5	42.5	\$1,260,590	\$1,281,523	\$1,262,989
Environmental Health Division						
Administration:						
Chief	1	1	1	3,602-4,360	52,320	52,320
Health Prog Mgr III	1	1	1	2,913-3,518	34,956	36,624
Assoc Health Prog Advisor	0.8	-	-	2,197-2,651	-	-
Exec Secty I	0.2	1	1	1,389-1,653	18,342	19,166
Secty	0.3	-	-	1,236-1,512	-	-
Office Asst II-Typing	1	-	-	1,048-1,367	-	-
Word Processing Techn	-	1	1	1,048-1,309	14,568	14,568
Overtime	-	-	-	-	5,300	5,300
Totals	4.3	4	4	\$140,222	\$125,486	\$127,978
Food & Drug Branch:						
Chief	1	1	1	3,282-3,969	47,628	47,628
Consulting Optometrist I	0.3	-	-	2,983-3,602	-	-
Asst Chief	1	1	1	2,916-3,523	42,276	42,276
Food & Drug Regional Administrator	3	3	3	2,783-3,359	120,924	120,924
Food & Drug Prog Coordinator	5	5	5	2,731-3,296	197,760	197,760
Biomedical Engr	2	2	2	2,717-3,279	77,186	78,696
Pharmacology Specialist	2	2	2	2,651-3,200	75,024	76,800
Food & Drug Investigator IV	11	11	11	2,475-2,986	394,512	394,512
Food Technology Specialist	1.8	2	2	2,431-2,930	70,320	70,320

4260 DEPARTMENT OF HEALTH SERVICES—Continued

ORGANIZATIONAL UNIT	NUMBER OF POSITIONS			EXPENDITURES		
	Classification	Filled 1983-84	Authorized 1984-85	Proposed 1985-86	Actual 1983-84	Estimated 1984-85
				SALARY RANGE		
Envirntl Health Spec	-	1	1	2,159-3,128	37,536	37,536
Food & Drug Investigator III	14	15	15	2,153-2,596	460,821	465,028
Food & Drug Investigator II	33	43	43	1,873-2,254	1,082,372	1,106,577
Office Services Supvr II-Gen	1	1	1	1,358-1,768	19,332	19,332
Food & Drug Investigator I	1.4	-	-	1,476-1,679	-	-
Office Services Supvr I-Typing	1	1	1	1,214-1,551	17,460	17,460
Office Techn-Typing	1	1	1	1,214-1,551	17,100	17,100
Sr Steno	2	2	2	1,236-1,512	34,896	34,896
Secty	1	1	1	1,236-1,512	17,448	17,448
Office Asst II-Typing	7.3	8	8	1,048-1,367	115,580	116,454
Office Asst II-Gen	0.5	0.5	0.5	1,048-1,309	7,284	7,284
Temporary Help	-	0.7	0.7	-	10,955	10,955
Totals	89.3	101.2	101.2	\$2,400,902	\$2,846,414	\$2,878,986
Sanitary Engineering Branch:						
Sect Chief	1	1	1	3,440-4,156	49,872	49,872
Research Chemist	-	1	1	3,052-3,690	36,624	38,382
Supvng Sanitary Engr	7	7	7	3,128-3,780	309,696	311,508
Sr Sanitary Engr	15.8	16	16	2,717-3,279	625,998	623,209
Health Prog Specialist II	0.1	-	-	2,651-3,200	-	-
Assoc Sanitary Engr	14.8	16	16	2,360-2,845	525,750	532,938
Sanitary Engrng Assoc	14.6	13	13	2,251-2,717	421,983	423,474
Assoc Govtl Prog Analyst	0.3	-	-	2,197-2,651	-	-
Assoc Water Quality Biologist	1	1	1	2,051-2,472	29,664	29,664
Sanitary Engr	1.5	4	4	1,750-2,360	91,320	94,344
Asst Engrng Specialist	0.6	-	-	1,959-2,360	-	-
Sanitary Engrng Techn	1	1	1	1,630-2,251	27,012	27,012
Health Prog Techn II	1	1	1	1,407-1,673	20,076	20,076
Office Services Supvr I-Typing	1	1	1	1,214-1,551	17,100	17,100
Office Techn-Typing	2.1	5	5	1,214-1,551	83,880	84,618
Office Asst II-Typing	6.1	7	7	1,048-1,367	101,090	101,708
Steno	1	1	1	1,029-1,339	12,738	13,158
Word Processing Techn	0.3	2	2	1,048-1,309	28,137	28,888
Temporary Help	1.1	0.5	0.5	(25,371)	16,213	16,213
Totals	70.3	77.5	77.5	\$2,207,789	\$2,397,153	\$2,417,164
Radiologic Health Branch:						
Chief	1	1	1	3,279-3,963	47,556	47,556
Supvng Health Physicist	1.3	2	2	2,983-3,602	79,020	80,760
Health Planning Specialist II	1	1	1	2,651-3,200	38,400	38,400
Sr Health Physicist	2.7	5	5	2,591-3,128	168,348	172,864
Sanitary Engrng Assoc	0.5	1	1	2,251-2,717	32,604	32,604
Assoc Health Physicist	9.4	13	13	2,251-2,717	408,936	414,759
Assoc Govtl Prog Analyst	-	2	2	2,197-2,651	52,728	55,258
Assoc Health Prog Advisor	0.6	1	1	2,197-2,651	31,812	31,812
Radiation Protection Specialist II	7.4	8	8	2,098-2,529	234,892	237,888
Asst Health Physicist	-	1	1	1,959-2,360	23,508	24,636
Health Analyst	1	1	1	1,407-2,197	26,364	26,364
Staff Services Analyst-Gen	0.7	-	-	1,407-2,197	-	-
Radiation Protection Specialist I	3	8	8	1,827-2,197	186,506	193,992
Office Services Supvr I-Typing	2.8	3	3	1,214-1,551	51,300	51,300
Office Techn-Typing	2	2	2	1,214-1,551	34,200	34,200
Health Prog Techn I	1	1	1	1,347-1,532	17,527	18,154
Secty	0.8	1	1	1,236-1,512	17,448	17,448
Office Asst II-Typing	14.2	14	14	1,048-1,367	204,328	204,504
Temporary Help	0.7	1	1	(14,956)	19,012	19,012
Totals	50.1	66	66	\$1,202,355	\$1,674,489	\$1,701,511
Vector Biology & Control Branch:						
Sect Chief	1	1	1	3,128-3,780	45,360	45,360
Asst Sect Chief	1	1	1	2,717-3,279	39,348	39,348
Sr Waste Mgt Engr	1	1	1	2,717-3,279	39,348	39,348
Supvng Biologist	3.3	4	4	2,591-3,128	148,984	150,144
Sr Public Health Biologist	3.7	3	3	2,360-2,845	102,420	102,420
Assoc Health Prog Advisor	1.1	1	1	2,197-2,651	31,812	31,812
Assoc Public Health Biologist	10.4	10.5	10.5	2,051-2,472	311,472	311,472
Staff Services Analyst-Gen	1	1	1	1,407-2,197	26,364	26,364
Asst Public Health Biologist	0.1	1	1	1,706-2,051	20,632	21,596
Office Techn-Typing	0.3	-	-	1,214-1,551	-	-
Sr Steno	1	1	1	1,236-1,512	17,448	17,448
Office Asst II-Typing	0.7	1	1	1,048-1,367	15,028	15,120
Temporary Help	0.1	0.7	0.7	(2,860)	18,360	18,360
Totals	24.7	26.2	26.2	\$756,791	\$816,576	\$818,792
Office Of Local Environmental Health Programs:						
Chief-Local Envirntl Health Prog	1	1	1	3,200-3,869	46,428	46,428
Sr Industrial Hygienist	1	1	1	2,717-3,279	39,348	39,348
Asst Chief-Local Envirntl Hlth Prog ..	1	1	1	2,717-3,279	39,348	39,348
Psychoacoustician	1	1	1	2,651-3,200	38,400	38,400
Envirntl Health Specialist	4	3	3	2,591-3,128	112,608	112,608
Assoc Industrial Hygienist	1.9	2	2	2,360-2,845	62,460	63,804
Sanitarian IV	1	1	1	2,360-2,845	34,140	34,140
Consulting Sanitarian	6	6	6	2,360-2,845	204,200	204,840
Office Techn-Typing	1	1	1	1,214-1,551	17,100	17,100
Secty	-	1	1	1,236-1,512	14,832	15,544

4260 DEPARTMENT OF HEALTH SERVICES—Continued

ORGANIZATIONAL UNIT	NUMBER OF POSITIONS			EXPENDITURES			
	Classification	Filled 1983-84	Authorized 1984-85	Proposed 1985-86	Actual 1983-84	Estimated 1984-85	Proposed 1985-86
					SALARY RANGE		
Sr Steno	1.8	1	1	1,236-1,512	17,448	17,448	
Office Asst II-Typing	1.5	2.5	2.5	1,048-1,367	35,238	35,646	
Temporary Help	-	0.3	0.3	-	7,360	7,360	
Totals	21.2	21.8	21.8	\$667,253	\$668,910	\$672,014	
Totals, Environmental Health Division	259.9	296.7	296.7	\$7,375,312	\$8,529,028	\$8,616,445	
Health Protection Division							
Administration:							
Dep Director	1	1	1	5,278-5,752	68,328	68,328	
Asst Prog Chief	1	1	1	2,778-3,357	33,336	34,956	
Assoc Govtl Prog Analyst	1.6	1	1	2,197-2,651	31,812	31,812	
Exec Secty I	0.9	1	1	1,389-1,653	19,836	19,836	
Office Techn-Typing	0.7	1	1	1,214-1,551	15,832	16,584	
Temporary Help	0.1	-	-	(1,916)	-	-	
Overtime	-	-	-	(3,923)	32,052	32,052	
Totals	5.3	5	5	\$188,572	\$201,196	\$203,568	
Laboratory Services Branch:							
Branch Chief	1	1	1	3,963-4,795	47,556	49,872	
Assoc Govtl Prog Analyst	1	1	1	2,197-2,651	31,812	31,812	
Office Techn-Typing	0.6	1	1	1,214-1,551	15,463	16,114	
Office Asst II-Typing	1.1	1	1	1,048-1,367	13,164	13,164	
Temporary Help	-	1.5	1.5	-	29,892	29,892	
Overtime	-	-	-	(68)	-	-	
Totals	3.7	5.5	5.5	\$110,911	\$137,887	\$140,854	
Hazardous Materials Lab Section:							
Chief, Hazardous Materials Lab Sect ..	1	1	1	3,357-4,057	48,684	48,684	
Spectroscopist	-	1	1	3,052-3,690	36,624	38,400	
Waste Mgt Specialist III	1	1	1	2,360-2,845	34,140	34,140	
Public Health Chemist III	3	3	3	2,303-2,778	98,865	100,008	
Public Health Chemist II	10.4	13	13	2,098-2,529	374,612	382,354	
Public Health Chemist I	5.6	9.5	9.5	1,827-2,197	221,911	231,117	
Office Techn-Typing	1	1	1	1,214-1,551	17,100	17,100	
Sr Lab Asst	0.8	1	1	1,222-1,437	15,087	15,696	
Office Asst II-Typing	0.9	1	1	1,048-1,367	13,584	13,584	
Lab Asst	1.3	1	1	1,055-1,321	14,268	14,805	
Temporary Help	0.6	-	-	(10,389)	-	-	
Totals	25.6	32.5	32.5	\$671,628	\$874,875	\$895,888	
Air & Industrial Hygiene Lab Section:							
Chief Air & Industrial Hyg Lab	1	1	1	3,357-4,057	48,684	48,684	
Research Specialist III	1	1	1	3,200-3,869	40,445	42,388	
Research Scientist III-Biochemistry ..	1	1	1	3,200-3,869	46,428	46,428	
Spectroscopist	2	2	2	3,052-3,690	88,560	88,560	
Research Chemist	2.5	2	2	3,052-3,690	88,560	88,560	
Asst Lab Chief	1	1	1	3,052-3,690	44,280	44,280	
Envirntrl Biochemist	2.2	4	4	3,052-3,690	159,718	165,330	
Supvng Air Pollution Specialist	1	1	1	2,983-3,602	43,224	43,224	
Epidemiologist	1	1	1	2,651-3,200	34,146	35,790	
Air Pollution Specialist	3	3	3	2,591-3,128	112,532	112,608	
Research Specialist I	-	1	1	2,529-3,052	30,348	31,812	
Public Health Chemist III	4.9	5	5	2,303-2,778	160,980	162,324	
Public Health Chemist II	16.9	17	17	2,098-2,529	502,330	506,020	
Public Health Chemist I	9.7	10	10	1,827-2,197	245,635	254,336	
Lab Techn I-Chemical Analysts	0.4	1	1	1,491-1,786	18,618	19,487	
Office Techn-Typing	0.5	-	-	1,214-1,551	-	-	
Secty	1	1	1	1,236-1,512	17,448	17,448	
Sr Lab Asst	1	1	1	1,222-1,437	17,244	17,244	
Statistical Clk	0.7	1	1	1,214-1,425	17,100	17,100	
Office Asst II-Typing	2	2	2	1,048-1,367	27,204	27,204	
Lab Asst	1	1	1	1,055-1,321	15,384	15,852	
Word Processing Techn	0.2	1	1	1,048-1,309	14,568	14,568	
Totals	54	58	58	\$1,623,187	\$1,773,436	\$1,799,247	
Food & Drug Lab Section:							
Chief Food And Drug Laboratory	0.3	1	1	3,357-4,057	40,928	42,904	
Staff Toxicologist	1	1	1	3,200-3,869	46,428	46,428	
Public Health Chemist III	1.7	2	2	2,303-2,778	61,084	62,430	
Public Health Chemist II	5.3	8	8	2,098-2,529	231,440	236,716	
Public Health Chemist I	3.9	4	4	1,827-2,197	96,746	98,796	
Office Techn-Typing	0.8	1	1	1,214-1,551	16,810	16,810	
Totals	13	17	17	\$373,420	\$492,740	\$504,084	
Clinical Chemistry Lab Section:							
Chief Clinical Chemistry Lab	1	1	1	3,357-4,057	48,684	48,684	
Research Clinical Chemist	3.3	5	5	3,052-3,690	206,088	209,640	
Asst Lab Chief	1	1	1	3,052-3,690	42,216	44,280	
Genetic Disease Specialist IV	0.6	1	1	2,651-3,200	36,624	38,400	
Genetic Disease Specialist III	0.8	1	1	2,415-2,913	28,980	30,348	
Public Health Chemist III	1.7	3	3	2,303-2,778	93,038	95,652	
Research Analyst II-Gen	1	1	1	2,197-2,651	31,812	31,812	
Public Health Chemist II	8.2	10	10	2,098-2,529	281,511	288,466	
Clinical Lab Technologist	1	3	3	1,827-2,303	69,852	72,252	

4260 DEPARTMENT OF HEALTH SERVICES—Continued

ORGANIZATIONAL UNIT Classification	NUMBER OF POSITIONS			EXPENDITURES		
	Filled 1983-84	Authorized 1984-85	Proposed 1985-86	Actual 1983-84	Estimated 1984-85	Proposed 1985-86
				SALARY RANGE		
Public Health Chemist I	3.6	8	8	1,827-2,197	180,626	189,087
Staff Services Analyst-Gen	1.1	2	2	1,407-2,197	47,982	50,268
Office Techn-Typing	1	1	1	1,214-1,551	16,404	17,100
Office Services Supvr I-Typing	0.8	1	1	1,214-1,551	17,100	17,100
Secty	2	2	2	1,236-1,512	34,896	34,896
Sr Lab Asst	1.5	3	3	1,222-1,437	48,481	49,884
Office Asst II-Typing	2.2	6	6	1,048-1,367	79,236	81,684
Lab Asst	1.7	7	7	1,055-1,321	95,690	99,116
Temporary Help	-	0.5	0.5	-	5,756	5,756
Totals	32.5	56.5	56.5	\$864,440	\$1,364,976	\$1,404,425
Microbial Lab Section:						
Chief Microbial Diseases Lab	1	1	1	3,780-5,639	54,852	54,852
Research Microbiologist	2.1	3	3	3,052-3,690	123,292	126,960
Microbiologist III	7	7	7	2,303-2,778	233,352	233,352
Microbiologist II	21	21.5	21.5	2,098-2,529	646,684	651,570
Microbiologist I	5.7	7	7	1,827-2,197	171,843	176,520
Lab Techn I-Microbiology	4	4	4	1,491-1,786	83,783	84,692
Jr Microbiologist II	0.1	1	1	1,523-1,745	20,940	20,940
Health Record Techn II	1	1	1	1,358-1,611	16,296	17,052
Office Techn-Typing	2	2	2	1,214-1,551	34,200	34,200
Office Asst II-Typing	0.5	0.5	0.5	1,048-1,367	7,262	7,537
Temporary Help	1.4	-	-	(22,817)	-	-
Totals	45.8	48	48	\$1,276,179	\$1,392,504	\$1,407,675
Viral & Rickettsial Lab Section:						
Chief Viral & Rickettsial Lab	1	1	1	4,795-5,639	67,668	67,668
Medical Off III	0.7	1	1	4,571-5,560	54,852	57,540
Research Scientist IV-Virology	1	1	1	3,780-5,429	54,852	54,852
Research Scientist IV-Viral Dis	2	2	2	3,780-5,429	109,704	109,704
Research Scientist III-Viral Micro	1	1	1	3,200-3,869	46,428	46,428
Research Scientist III-Viral Dis	1	1	1	3,200-3,869	46,428	46,428
Microbiologist III-Virology	4	4	4	2,303-2,778	133,344	133,344
Assoc Health Prog Advisor	1	1	1	2,197-2,651	31,568	31,812
Microbiologist II-Virology	15.1	15	15	2,098-2,529	449,364	451,236
Microbiologist I	2	2	2	1,827-2,197	50,964	52,134
Lab Techn I-Microbiology	2	2	2	1,491-1,786	42,864	42,864
Animal Techn IV	1	1	1	1,491-1,786	21,432	21,432
Supvng Lab Asst I	0.9	1	1	1,317-1,557	18,684	18,684
Office Techn-Typing	1.1	-	-	1,214-1,551	-	-
Secty	1	1	1	1,236-1,512	17,448	17,448
Sr Lab Asst	2	2	2	1,222-1,437	34,488	34,488
Health Record Techn I	1.2	2	2	1,214-1,425	30,534	31,764
Office Asst II-Typing	2.6	3	3	1,048-1,367	42,642	43,062
Word Processing Techn	0.3	1	1	1,048-1,309	14,568	14,568
Temporary Help	0.3	-	-	13,593	-	-
Totals	41.2	42	42	\$1,224,745	\$1,267,832	\$1,275,456
Sanitation & Radiation Lab Section:						
Chief Sanitation & Radiation Lab	1	1	1	3,357-4,057	48,684	48,684
Research Radiochemist	1	1	1	3,052-3,690	44,280	44,280
Public Health Chemist III	5.2	5	5	2,303-2,778	155,280	157,968
Microbiologist II	0.3	1	1	2,098-2,529	25,176	26,364
Public Health Chemist II	6.9	7	7	2,098-2,529	202,488	204,892
Public Health Chemist I	2.6	3	3	1,827-2,197	68,618	71,838
Lab Techn I-Chemical Analysts	2	2	2	1,491-1,786	42,864	42,864
Secty	1.1	1	1	1,236-1,512	14,832	15,396
Sr Lab Asst	1	1	1	1,222-1,437	17,244	17,244
Office Asst II-Typing	1.1	2	2	1,048-1,367	27,732	27,732
Lab Asst	1	1	1	1,055-1,321	15,852	15,852
Totals	23.2	25	25	\$634,623	\$663,050	\$673,114
Laboratory Field Services Section:						
Chief Lab Fld Services	1	1	1	3,518-4,255	51,060	51,060
Examiner III-Lab Fld Services	3	3	3	3,052-3,690	132,496	132,840
Examiner II-Lab Fld Services	8	8	8	2,303-2,778	266,658	266,658
Examiner I-Lab Fld Services	10.1	14	14	2,098-2,529	418,872	421,100
Office Services Supvr II-Gen	1	1	1	1,358-1,768	19,332	19,332
Office Services Supvr I-Typing	0.2	-	-	1,214-1,551	-	-
Office Techn-Typing	1.6	2	2	1,214-1,551	33,910	34,200
Office Asst II-Typing	8.6	13	13	1,048-1,367	180,186	180,606
Temporary Help	0.5	3.8	3.8	(8,166)	55,657	55,657
Totals	34	45.8	45.8	\$905,931	\$1,158,201	\$1,161,483
So Calif Branch Lab Section:						
Chief Branch Public Health Lab	1	1	1	3,357-4,057	48,684	48,684
Asst Lab Chief	1	1	1	3,052-3,690	44,280	44,280
Spectroscopist	1	1	1	3,052-3,690	44,280	44,280
Public Health Chemist III	3	3	3	2,303-2,778	100,008	100,008
Public Health Chemist II	11.9	12	12	2,098-2,529	359,526	362,808
Public Health Chemist I	11.3	11	11	1,827-2,197	279,879	284,703
Lab Techn I-Chemical Analysts	0.9	1	1	1,491-1,786	21,432	21,432
Supvng Lab Asst I	1	1	1	1,317-1,557	18,684	18,684
Health Prog Techn I	0.9	1	1	1,347-1,532	18,384	18,384
Sr Lab Asst	0.8	1	1	1,222-1,437	15,696	16,347
Office Asst II-Typing	2	2	2	1,048-1,367	28,608	28,608

4260 DEPARTMENT OF HEALTH SERVICES—Continued

ORGANIZATIONAL UNIT	NUMBER OF POSITIONS			EXPENDITURES			
	Classification	Filled 1983-84	Authorized 1984-85	Proposed 1985-86	Actual 1983-84	Estimated 1984-85	Proposed 1985-86
Lab Asst	2.4	3	3	SALARY RANGE			
				1,055-1,321			
Totals	37.2	38	38	\$978,091	\$1,027,017	\$1,035,774	
Laboratory Central Services Section:							
Research Scientist IV-Veterinary	1	1	1	3,780-5,429	54,852	54,852	
Research Microbiologist	1	1	1	3,052-3,690	41,089	43,076	
Assoc Health Prog Advisor	1	1	1	2,197-2,651	31,812	31,812	
Lab Services Administrator	1	1	1	2,098-2,529	30,348	30,348	
Microbiologist II	1	1	1	2,098-2,529	30,348	30,348	
Supvng Lab Asst II	2	2	2	1,491-1,786	42,864	42,864	
Lab Techn I-Microbiology	1.4	2	2	1,491-1,786	42,224	42,864	
Animal Techn IV	2	2	2	1,491-1,786	42,864	42,864	
Supvng Lab Asst I	1	2	2	1,317-1,557	34,488	35,136	
Animal Techn III	5.3	6	6	1,317-1,557	110,847	111,573	
Office Techn-Typing	0.8	1	1	1,214-1,551	17,100	17,100	
Health Prog Techn I	0.4	-	-	1,347-1,532	-	-	
Sr Lab Asst	8.4	9	9	1,222-1,437	149,583	152,387	
Animal Techn II	3.9	4	4	1,222-1,437	67,237	68,671	
Office Asst II-Typing	1.7	3	3	1,048-1,367	39,492	39,492	
Lab Asst	6.4	7	7	1,055-1,321	99,316	101,671	
Service Asst-Lab	1	1	1	985-1,135	13,680	13,680	
Temporary Help	0.1	2	2	(337)	41,330	41,330	
Totals	39.4	46	46	\$753,187	\$889,474	\$900,068	
Preventive Medical Services Branch:							
Chief	1	1	1	5,033-5,694	68,328	68,328	
Asst Prog Chief	1	1	1	2,778-3,357	40,284	40,284	
Office Techn-Typing	1	1	1	1,214-1,551	14,568	14,568	
Health Prog Techn I	1	1	1	1,347-1,532	18,384	18,384	
Temporary Help	2.1	1.5	1.5	(37,140)	30,520	30,520	
Totals	6.1	5.5	5.5	\$177,156	\$172,084	\$172,084	
Dental Health Section:							
Dental Health Consultant	0.1	1	1	4,274-4,935	51,288	53,770	
Assoc Health Prog Advisor	1	1	1	2,197-2,651	31,812	31,812	
Dental Hygienist Consultant	2.8	3	3	2,051-2,472	87,984	88,992	
Office Techn-Typing	1	1	1	1,214-1,551	17,100	17,100	
Office Asst II-Typing	1	1	1	1,048-1,367	15,120	15,120	
Totals	5.9	7	7	\$146,626	\$203,304	\$206,794	
Infectious Disease Section:							
Sect Chief	1	1	1	4,795-5,639	67,668	67,668	
Regional Medical Coordinator	0.5	1	1	4,795-5,639	67,668	67,668	
Medical Off III	2.6	1	1	4,571-5,560	54,852	57,507	
Medical Off III-Epidemiology	1.9	4	4	4,571-5,560	255,012	257,700	
Research Spec III (various)	-	1	1	3,200-3,869	38,400	40,259	
Chief Public Health Veterinarian	1	1	1	3,128-3,780	37,536	39,348	
Asst Prog Chief	-	1	1	2,778-3,357	33,336	34,949	
Public Health Veterinarian	2	1	1	2,717-3,279	39,348	39,348	
Epidemiologist	1	2	2	2,651-3,200	70,212	71,752	
Health Prog Mgr I	1	1	1	2,415-2,913	34,956	34,956	
Communicable Disease Specialist II	4	4	4	2,415-2,913	140,544	140,544	
Health Prog Specialist I	1	1	1	2,415-2,913	34,956	34,956	
Communicable Disease Specialist I	4.7	4	4	2,197-2,651	119,006	121,005	
Research Analyst II-Gen	1	1	1	2,197-2,651	32,172	32,172	
Microbiologist II	0.6	2	2	2,098-2,529	53,260	55,831	
Supvng Communicable Disease Rep	4.1	5	5	1,827-2,197	124,707	127,565	
Consulting Communicable Disease Rep	4.5	6	6	1,827-2,197	153,612	156,492	
Microbiologist I	1.7	2	2	1,827-2,197	48,288	49,308	
Public Health Fld Rep III	1.7	-	-	1,724-2,073	-	-	
Communicable Disease Rep	17.8	26	26	1,462-1,827	551,546	559,921	
Public Health Fld Rep II	3.1	-	-	1,437-1,724	-	-	
Health Prog Techn II	1	1	1	1,407-1,673	16,884	17,604	
Public Health Fld Rep I	0.6	-	-	1,379-1,572	-	-	
Office Techn-Typing	3.4	3.5	3.5	1,214-1,551	59,850	59,850	
Health Prog Techn I	1	2	2	1,347-1,532	34,548	35,330	
Sr Steno	0.9	1	1	1,236-1,512	17,448	17,448	
Animal Tech II	-	0.5	0.5	1,222-1,437	7,509	7,691	
Sr Lab Asst	-	0.5	0.5	1,222-1,437	7,332	7,691	
Health Record Techn I	0.5	0.5	0.5	1,214-1,425	8,550	8,550	
Office Asst II-Typing	8.2	9.5	9.5	1,048-1,367	137,228	137,848	
Office Asst I-Typing	1	1	1	976-1,126	13,584	13,584	
Temporary Help	0.1	1	1	(1,956)	13,081	13,081	
Totals	71.9	85.5	85.5	\$1,914,911	\$2,273,093	\$2,307,626	
Adult Health Section:							
Regional Medical Coordinator	0.5	1	1	4,795-5,639	67,668	67,668	
Sect Chief	1	1	1	4,795-5,639	67,668	67,668	
Medical Off III	1.5	1	1	4,571-5,560	54,852	57,540	
Consultant In Behavioral Sciences	1	1	1	3,200-3,869	46,428	46,428	
Research Specialist II	0.9	1	1	2,778-3,357	40,284	40,284	
Health Prog Mgr II	1	1	1	2,651-3,200	38,400	38,400	
Nursing Consultant III	2.7	2	2	2,591-3,128	75,072	75,072	
Health Educ Consultant III	1	1	1	2,415-2,913	34,140	34,956	
Nursing Consultant II	0.1	1	1	2,360-2,845	34,140	34,140	
Nutrition Consultant III	0.9	1	1	2,360-2,845	34,140	34,140	

4260 DEPARTMENT OF HEALTH SERVICES—Continued

ORGANIZATIONAL UNIT Classification	NUMBER OF POSITIONS			EXPENDITURES		
	Filled 1983-84	Authorized 1984-85	Proposed 1985-86	Actual 1983-84	Estimated 1984-85	Proposed 1985-86
				SALARY RANGE		
Office Services Supvr I-Typing	1	1	1	1,214-1,551	17,100	17,100
Office Asst II-Typing	1.3	2	2	1,048-1,367	29,004	29,136
Office Asst II-Gen	0.7	1	1	1,048-1,309	14,568	14,568
Overtime	-	-	-	(265)	-	-
Totals	13.6	15	15	\$521,424	\$553,464	\$557,100
Research For Cancer Epidemiology Section:						
Medical Off III	1	1	1	4,571-5,560	66,720	66,720
Assoc Govtl Prog Analyst	1	1	1	2,197-2,651	31,812	31,812
Research Analyst II	-	1	1	2,197-2,651	31,812	31,812
Assoc Health Prog Advisor	-	1	1	2,197-2,651	26,364	27,636
Staff Services Analyst-Gen	1	-	-	1,407-2,197	-	-
Office Services Supvr II-Gen	1	1	1	1,358-1,768	19,332	19,332
Health Record Techn II	0.5	2	2	1,358-1,611	37,294	38,064
Office Services Supvr I-Typing	0.1	1	1	1,214-1,551	17,100	17,100
Health Prog Techn I	0.7	-	-	1,347-1,532	-	-
DP Techn	0.2	1	1	1,198-1,523	14,520	15,096
Statistical Clk	-	1	1	1,214-1,425	17,100	17,100
Health Record Techn I	0.8	-	-	1,214-1,425	-	-
Research Techn	0.5	-	-	1,198-1,407	-	-
Office Asst II-Typing	0.2	-	-	1,048-1,367	-	-
Steno	0.3	-	-	1,029-1,339	-	-
Temporary Help	0.1	-	-	(165)	-	-
Totals	7.4	10	10	\$192,311	\$262,054	\$264,672
Epidemiology & Toxicology Branch:						
Staff Services Mgr III	1	1	1	2,913-3,518	42,216	42,216
Graphic Artist	0.9	1	1	1,630-1,959	19,560	20,472
Temporary Help	0.1	-	-	(2,000)	-	-
Totals	2	2	2	\$63,905	\$61,776	\$62,688
Epidemiology Studies Section:						
Medical Off III	1.8	2	2	4,571-5,560	133,440	133,440
Medical Off III-Epidemiology	5	5	5	4,571-5,560	321,732	324,420
Medical Off II	1	1	1	4,156-5,429	65,148	65,148
Staff Toxicologist	2.7	4.5	4.5	3,200-3,869	188,326	197,296
Research Scientist III-Pesticide	1	1	1	3,200-3,869	46,428	46,428
Sr Air Sanitation Engr	1	1	1	2,717-3,279	39,348	39,348
Epidemiologist	4	4	4	2,651-3,200	147,292	150,694
Biostatistician IV	0.9	1	1	2,651-3,200	38,400	38,400
Envirntrl Health Spec	0.7	1	1	2,591-3,128	31,092	32,604
Staff DP Analyst	1	1	1	2,415-2,913	34,956	34,956
Consulting Sanitarian	1	1	1	2,360-2,845	34,140	34,140
Assoc Industrial Hygienist	0.8	-	-	2,360-2,845	-	-
Health Educ Consultant II	0.9	1	1	2,197-2,651	28,308	29,664
Research Analyst II-Soc-Behavioral	0.1	1	1	2,197-2,651	31,812	31,812
Research Writer	1	1	1	2,197-2,651	28,308	29,664
Research Analyst II-Gen	3.9	3	3	2,197-2,651	91,932	93,288
Health Analyst	1	1	1	1,407-2,197	26,364	26,364
Staff Services Analyst-Gen	1	1	1	1,407-2,197	24,360	25,518
Programmer II	2	2	2	1,827-2,197	46,968	49,200
Librarian	0.2	-	-	1,786-2,150	-	-
Epidemiologic Interviewer II	1	1	1	1,591-1,912	22,264	22,944
Health Record Techn III	0.3	1	1	1,544-1,854	19,648	20,592
Health Record Techn II	1.9	2	2	1,358-1,611	36,347	37,359
Office Techn-Typing	1.6	2	2	1,214-1,551	33,388	34,200
DP Techn	0.8	1	1	1,198-1,523	17,649	18,165
Secty	1	-	-	1,236-1,512	-	-
Sr Word Processing Techn	-	1	1	1,260-1,486	17,832	17,832
Statistical Clk	1.1	1	1	1,214-1,425	17,042	17,100
Health Record Techn I	1	1	1	1,214-1,425	16,056	16,752
Office Asst II-Typing	5.1	5	5	1,048-1,367	74,520	74,520
Word Processing Techn	0.1	1	1	1,048-1,309	15,708	15,708
Temporary Help	2	1	0.5	34,319	21,560	6,360
Totals	46.9	49.5	49	\$1,492,992	\$1,650,368	\$1,663,916
Hazard Evaluation System Information						
Services Sections:						
Medical Off III	1	1	1	4,571-5,560	66,720	66,720
Research Specialist IV	1	1	1	3,780-5,429	54,852	54,852
Medical Off II	1.8	2	2	4,156-5,429	119,367	122,016
Staff Toxicologist	0.5	1	1	3,200-3,869	38,714	40,606
Research Specialist I	0.8	1	1	2,529-3,052	36,624	36,624
Assoc Health Planning Analyst	1	1	1	2,197-2,651	31,812	31,812
Health Analyst	1	1	1	1,407-2,197	26,364	26,364
Office Techn-Typing	1	1	1	1,214-1,551	17,460	17,460
Health Prog Techn I	2	2	2	1,347-1,532	36,768	36,768
Office Asst II-Typing	2.2	2	2	1,048-1,367	30,576	30,894
Office Asst I-Typing	-	1	1	976-1,126	12,156	12,546
Temporary Help	0.3	2.3	2.3	3,684	31,800	31,800
Totals	12.6	16.3	16.3	\$408,809	\$503,213	\$508,462
Totals, Health Protection Division	521.3	610.1	609.6	\$14,523,048	\$16,922,544	\$17,144,978

4260 DEPARTMENT OF HEALTH SERVICES—Continued

ORGANIZATIONAL UNIT	NUMBER OF POSITIONS			EXPENDITURES			
	Classification	Filled 1983-84	Authorized 1984-85	Proposed 1985-86	Actual 1983-84	Estimated 1984-85	Proposed 1985-86
Toxic Substances Control Division							
Administration:							
C.E.A. III	1	1	1	SALARY RANGE			
Assoc Govtl Prog Analyst	0.9	1	1	3,357-4,464	47,744	50,070	
Waste Mgt Spec II	-	1	1	2,197-2,651	26,364	27,228	
Exec Secty I	0.7	1	1	2,051-2,472	24,612	25,800	
Overtime	-	-	-	1,389-1,653	18,756	19,568	
Totals	2.6	4	4	-	1,060	1,060	
				\$81,369	\$118,536	\$123,726	
Alternative Techn & Policy Development							
Section:							
Sect Chief	0.5	1	1	3,440-4,156	44,292	46,458	
Staff Toxicologist	-	1	1	3,200-3,869	46,428	46,428	
Supvng Waste Mgt Engr	1	1	1	3,128-3,780	45,360	45,360	
Research Chemist	1	-	-	3,052-3,690	-	-	
Sr. Engrng Geologist	-	1	1	2,717-3,279	32,604	34,140	
Sr Industrial Hygienist	1	1	1	2,717-3,279	39,348	39,348	
Sr Waste Mgt Engr	2	2	2	2,717-3,279	78,696	78,696	
Assoc Industrial Hygienist	-	1	1	2,360-2,845	28,320	29,664	
Assoc Waste Mgt Engr	4.8	3	3	2,360-2,845	99,253	100,758	
Assoc Engrng Geologist	1	1	1	2,360-2,845	34,140	34,140	
Waste Mgt Specialist III	2	2	2	2,360-2,845	65,086	66,841	
Waste Mgt Specialist II	2.4	4	4	2,051-2,472	107,391	111,123	
Waste Mgt Engr	4.5	5	5	1,750-2,360	123,808	128,376	
Engrng Geologist	0.8	1	1	1,750-2,360	27,448	28,320	
Waste Mgt Specialist I	0.7	1	1	1,407-2,051	20,952	21,924	
Office Asst II-Typing	2.5	2	2	1,048-1,367	26,713	27,586	
Word Processing Techn	0.2	1	1	1,048-1,309	14,172	14,568	
Overtime	-	-	-	(3,233)	-	-	
Totals	24.4	28	28	\$716,730	\$834,011	\$853,730	
Procedures & Regulation Develment Section:							
Health Prog Mgr II	1	1	1	2,651-3,200	38,400	38,400	
Staff Services Mgr I	1.2	2	2	2,415-2,913	61,046	63,953	
Waste Mgt Specialist III	0.7	1	1	2,360-2,845	33,872	34,140	
Assoc Govtl Prog Analyst	9.3	10.5	10.5	2,197-2,651	316,501	323,712	
Assoc Health Prog Advisor	0.3	-	-	2,197-2,651	-	-	
Waste Mgt Specialist II	1.4	1	1	2,051-2,472	29,664	29,664	
Staff Services Analyst-Gen	0.9	3	3	1,407-2,197	75,468	77,805	
Waste Mgt Specialist I	0.3	2	2	1,407-2,051	38,010	39,798	
Mgt Services Techn	1	1	1	1,177-1,565	18,780	18,780	
Office Services Supvr I-Typing	-	1	1	1,214-1,551	14,568	15,288	
Health Prog Techn I	1	2	2	1,347-1,532	34,180	35,340	
Office Asst II-Typing	2.3	6	6	1,048-1,367	81,744	84,192	
Temporary Help	2.8	3	3	(72,102)	92,662	92,662	
Overtime	-	-	-	(241)	-	-	
Totals	22.2	33.5	33.5	\$583,152	\$834,895	\$853,734	
No. Calif Section:							
Sect Chief	0.6	1	1	3,440-4,156	42,414	44,470	
Supvng Waste Mgt Engr	0.9	1	1	3,128-3,780	37,536	39,348	
Sr Waste Mgt Engr	1.6	2	2	2,717-3,279	72,462	75,978	
Assoc Waste Mgt Engr	2.5	8	8	2,360-2,845	238,200	246,264	
Waste Mgt Specialist III	1.4	3	3	2,360-2,845	90,780	93,468	
Waste Mgt Specialist II	9.6	6	6	2,051-2,472	160,968	165,856	
Waste Mgt Engr	4.1	5	5	1,750-2,360	122,459	126,926	
Waste Mgt Specialist I	2.7	9	9	1,407-2,051	160,679	168,250	
Office Techn-Typing	1	-	-	1,214-1,551	-	-	
Office Services Supvr I-Typing	0.3	-	-	1,214-1,551	-	-	
Office Asst II-Typing	3.9	6	6	1,048-1,367	81,480	83,736	
Temporary Help	1.6	0.5	0.5	(48,042)	13,741	13,741	
Overtime	-	-	-	(264)	-	-	
Totals	30.2	41.5	41.5	\$773,661	\$1,020,719	\$1,058,037	
No. Coast Section:							
Sect Chief	0.5	1	1	3,440-4,156	46,458	48,714	
Supvng Waste Mgt Engr	0.6	1	1	3,128-3,780	37,536	39,348	
Sr Waste Mgt Engr	1.7	2	2	2,717-3,279	71,040	74,492	
Waste Mgt Specialist III	1.7	3	3	2,360-2,845	94,560	97,432	
Assoc Waste Mgt Engr	1.4	4	4	2,360-2,845	115,296	120,798	
Waste Mgt Specialist II	6.9	15	15	2,051-2,472	392,691	406,320	
Waste Mgt Engr	1.5	2	2	1,750-2,360	49,287	51,618	
Office Techn-Typing	0.6	1	1	1,214-1,551	16,230	16,926	
Office Asst II-Typing	2.8	5	5	1,048-1,367	65,794	68,152	
Steno	0.4	-	-	1,029-1,339	-	-	
Office Asst I-Typing	-	0.5	0.5	976-1,126	6,078	6,273	
Totals	18.1	34.5	34.5	\$473,635	\$894,970	\$930,973	
So. Calif Section:							
Sect Chief	0.6	1	1	3,440-4,156	46,824	49,100	
Supvng Waste Mgt Engr	1	1	1	3,128-3,780	45,360	45,360	
Sr Waste Mgt Engr	1.4	2	2	2,717-3,279	69,560	72,884	
Waste Mgt Specialist IV	0.2	1	1	2,717-3,279	39,348	39,348	
Assoc Waste Mgt Engr	2.8	7	7	2,360-2,845	210,440	217,195	
Waste Mgt Specialist III	1.2	4	4	2,360-2,845	118,812	123,370	
Assoc Engrng Geologist	-	1	1	2,360-2,845	32,988	33,756	

4260 DEPARTMENT OF HEALTH SERVICES—Continued

ORGANIZATIONAL UNIT Classification	NUMBER OF POSITIONS			EXPENDITURES		
	Filled 1983-84	Authorized 1984-85	Proposed 1985-86	Actual 1983-84	Estimated 1984-85	Proposed 1985-86
				SALARY RANGE		
Waste Mgt Specialist II	5.9	19	19	2,051-2,472	492,448	510,328
Waste Mgt Engr	1.1	3	3	1,750-2,360	68,625	71,872
Waste Mgt Specialist I	1.9	4	4	1,407-2,051	80,281	84,014
Office Techn-Typing	1	1	1	1,214-1,551	17,100	17,100
Office Asst II-Typing	2.9	8	8	1,048-1,367	110,311	112,803
Totals	20	52	52	\$536,999	\$1,332,097	\$1,377,130
Program Management Section:						
Sect Chief	0.8	1	1	3,440-4,156	49,293	49,872
Supvng Waste Mgt Engr	0.7	1	1	3,128-3,780	43,062	45,182
Waste Mgt Spec IV	-	1	1	2,117-3,279	32,604	34,234
Sr Waste Mgt Engr	3	3	3	2,717-3,279	117,289	118,044
Staff Services Mgr I	-	1	1	2,415-2,913	34,956	34,956
Assoc Industrial Hygienist	0.3	1	1	2,360-2,845	32,604	32,604
Assoc Waste Mgt Engr	3.7	5	5	2,360-2,845	157,652	161,748
Waste Mgt Specialist III	1	5	5	2,360-2,845	147,532	152,915
Waste Mgt Specialist II	5.1	15	15	2,051-2,472	399,498	415,146
Waste Mgt Engr	4.7	4	4	1,750-2,360	107,418	110,159
Waste Mgt Specialist I	1.8	2	2	1,407-2,051	45,216	46,782
Office Techn-Typing	-	2	2	1,214-1,551	31,494	32,388
Secty	0.9	1	1	1,236-1,512	16,230	16,926
Office Asst II-Typing	3.2	5.5	5.5	1,048-1,367	76,222	77,142
Temporary Help	0.9	-	-	(22,735)	-	-
Overtime	-	-	-	(931)	-	-
Totals	26.1	47.5	47.5	\$711,705	\$1,291,070	\$1,328,098
Office Of Public Information & Participation:						
Staff Services Mgr II-Supvry	1	1	1	2,651-3,200	38,400	38,400
Assoc Govtl Prog Analyst	0.6	-	-	2,197-2,651	-	-
Info Off I	0.8	2	2	2,197-2,651	58,176	59,448
Health Educ Consultant II	1	1	1	2,197-2,651	31,812	31,812
Exec Secty I	0.1	-	-	1,389-1,653	-	-
Office Techn-Typing	1	1	1	1,214-1,551	15,365	15,998
Totals	4.5	5	5	\$124,393	\$143,753	\$145,658
Totals, Toxic Substances Control Division	148.1	246	246	\$4,001,644	\$6,470,051	\$6,670,186
Community Health Services Division						
Administration:						
C.E.A. III	1	1	1	3,357-4,464	53,568	53,568
Health Prog Specialist II	0.4	1	1	2,651-3,200	38,400	38,400
Health Prog Specialist I	1	1	1	2,415-2,913	34,821	34,956
Exec Secty I	1	1	1	1,389-1,653	19,836	19,836
Overtime	-	-	-	-	14,119	14,119
Totals	3.4	4	4	\$118,141	\$160,744	\$160,879
Office Of Long Term Care & Aging:						
Chief	1	1	1	2,913-3,518	42,216	42,216
Health Prog Mgr I	1	1	1	2,415-2,913	34,956	34,956
Health Educ Consultant II	1	1	1	2,197-2,651	30,836	31,812
Assoc Health Prog Advisor	6.4	7	7	2,197-2,651	220,732	222,684
Assoc Govtl Prog Analyst	0.4	-	-	2,197-2,651	-	-
Sr Acct Clk	1	1	1	1,214-1,551	17,100	17,100
Office Techn-Typing	1	1	1	1,214-1,551	17,100	17,100
Acct Clk II	0.1	-	-	1,087-1,367	-	-
Office Asst II-Typing	1	1	1	1,048-1,367	14,568	14,568
Totals	12.9	13	13	\$353,899	\$377,508	\$380,436
Calif Childrens Services Branch:						
Sect Chief	1	1	1	4,795-5,639	67,668	67,668
Medical Off III	0.8	1	1	4,571-5,560	54,852	57,540
Medical Off III-Maternal & Health	1.1	1.5	1.5	4,571-5,560	100,080	100,080
Health Prog Mgr II	1	1	1	2,651-3,200	38,400	38,400
Nursing Consultant III	2.2	3	3	2,591-3,128	112,463	112,608
Health Prog Mgr I	1	2	2	2,415-2,913	69,912	69,912
Health Prog Specialist I	2.3	2	2	2,415-2,913	69,912	69,912
Nursing Consultant II	0.5	0.5	0.5	2,360-2,845	17,070	17,070
Social Work Consultant II	1	1	1	2,197-2,651	31,812	31,812
Assoc Health Prog Advisor	3.6	4	4	2,197-2,651	127,248	127,248
Research Analyst II-Gen	0.7	1	1	2,197-2,651	31,812	31,812
Research Analyst II-Soc-Behavioral	0.3	-	-	2,197-2,651	-	-
Consultant-Physical Therapy	2	2	2	2,098-2,529	60,696	60,696
Consultant-Occupational Therapy	1.3	3	3	2,098-2,529	85,872	87,060
Office Services Supvr III-Gen	1	1	1	1,544-1,854	22,248	22,248
Supvng Prog Techn II-Children Serv	2.2	3	3	1,358-1,611	57,386	57,996
Office Techn-Typing	4.3	5	5	1,214-1,551	85,454	85,860
Health Prog Techn I	1	1	1	1,347-1,532	18,384	18,384
Secty	1	1	1	1,236-1,512	17,448	17,448
Sr Steno	1.8	1	1	1,236-1,512	17,212	17,448
Prog Techn II-Children Services	19.2	19	19	1,214-1,425	315,683	319,416
Office Asst II-Typing	8.8	8	8	1,048-1,367	110,708	112,888
Steno	0.7	1	1	1,029-1,339	15,161	15,396
Prog Techn I-Children Services	2	2	2	1,126-1,309	29,220	29,904
Office Asst II-Gen	2	2	2	1,048-1,309	28,652	29,136
Office Asst I-Typing	-	1	1	976-1,126	12,156	12,156

4260 DEPARTMENT OF HEALTH SERVICES—Continued

ORGANIZATIONAL UNIT	NUMBER OF POSITIONS			EXPENDITURES		
	Filled 1983-84	Authorized 1984-85	Proposed 1985-86	Actual 1983-84	Estimated 1984-85	Proposed 1985-86
Classification						
Temporary Help	0.3	0.8	0.8	(3,574)	28,718	28,718
Totals	63.1	68.8	68.8	\$1,402,233	\$1,626,227	\$1,638,816
Family Planning Branch:						
Coordinator	1	1	1	3,052-3,690	44,280	44,280
Nursing Consultant III	3	3	3	2,591-3,128	112,608	112,608
Health Educ Consultant III	0.2	1	1	2,415-2,913	30,348	31,812
Research Mgr I-Gen	1	1	1	2,415-2,913	34,956	34,956
Health Prog Mgr I	1	1	1	2,415-2,913	34,956	34,956
Nursing Consultant II	2.4	3	3	2,360-2,845	90,780	93,468
Health Educ Consultant II	1.4	1	1	2,197-2,651	26,364	27,636
Assoc Health Prog Advisor	0.9	1	1	2,197-2,651	26,364	27,636
Social Work Consultant II	1	1	1	2,197-2,651	31,812	31,812
Research Analyst I-Soc-Behavioral	1	1	1	1,407-2,197	22,774	23,844
Staff Services Analyst-Gen	1.6	2	2	1,407-2,197	49,138	50,208
Mgt Services Techn	0.8	1	1	1,177-1,565	17,732	18,512
Office Techn-Typing	0.9	1	1	1,214-1,551	17,100	17,100
Office Services Supvr I-Gen	1	1	1	1,214-1,551	17,100	17,100
Statistical Clk	0.8	1	1	1,214-1,425	14,568	15,120
Acct Clk II	2.8	3	3	1,087-1,367	44,324	44,854
Office Asst II-Typing	3.4	3.5	3.5	1,048-1,367	51,212	51,728
Office Asst II-Gen	2.2	3	3	1,048-1,309	42,084	42,696
Temporary Help	0.3	-	-	(4,573)	-	-
Totals	26.7	29.5	29.5	\$638,675	\$708,500	\$720,326
Maternal & Child Health Branch:						
Bur Chief	1	1	1	5,033-5,694	68,328	68,328
Health Prog Mgr II	1	1	1	2,651-3,200	38,400	38,400
Secty	0.9	1	1	1,236-1,512	17,448	17,448
Totals	2.9	3	3	\$116,312	\$124,176	\$124,176
Maternal & Infant Health Section:						
Medical Off III	0.5	-	-	4,571-5,560	-	-
Medical Off III-Maternal & Health	0.8	1	1	4,571-5,560	54,852	57,540
Health Prog Mgr II	0.6	-	-	2,651-3,200	-	-
Nursing Consultant III	2	2	2	2,591-3,128	75,072	75,072
Research Prog Specialist I	1	1	1	2,415-2,913	34,956	34,956
Research Prog Spec I-Soc-Behavioral	1	1	1	2,415-2,913	34,956	34,956
Nursing Consultant II	2.3	2.5	2.5	2,360-2,845	73,710	76,398
Nutrition Consultant III	1	1	1	2,360-2,845	34,140	34,140
Health Educ Consultant II	2	2	2	2,197-2,651	62,648	63,624
Social Work Consultant II	1.2	2	2	2,197-2,651	58,176	59,448
Research Analyst II-Soc-Behavioral	1	1	1	2,197-2,651	31,812	31,812
Nutrition Consultant II	0.6	1	1	2,197-2,651	31,812	31,812
Assoc Govtl Prog Analyst	1	1	1	2,197-2,651	31,446	31,812
Research Analyst I-Soc-Behavioral	0.2	-	-	1,407-2,197	-	-
Mgt Services Techn	1	-	-	1,177-1,565	-	-
Acctg Techn	0.3	-	-	1,214-1,551	-	-
Statistical Clk	1.6	2	2	1,214-1,425	32,563	33,214
Office Asst II-Typing	3.9	5.5	5.5	1,048-1,367	75,239	76,691
Acct Clk II	0.4	-	-	1,087-1,367	-	-
Temporary Help	2.2	1.5	1.5	(30,322)	49,508	49,508
Totals	24.6	24.5	24.5	\$667,194	\$680,890	\$690,983
Regional Operations Section:						
Medical Off III-Maternal & Health	1	2	2	4,571-5,560	131,868	131,868
Health Prog Mgr II	1	1	1	2,651-3,200	31,812	33,336
Research Mgr II-Soc-Behavioral	1	1	1	2,651-3,200	38,400	38,400
Nursing Consultant III	0.8	1	1	2,591-3,128	37,536	37,536
Health Prog Specialist I	0.8	1	1	2,415-2,913	28,980	30,348
Hearing Conservation Specialist	1	1	1	2,415-2,913	33,606	34,956
Nursing Consultant II	1	1	1	2,360-2,845	34,140	34,140
Assoc Health Prog Advisor	5.4	6	6	2,197-2,651	190,018	190,872
Assoc Govtl Prog Analyst	0.5	-	-	2,197-2,651	-	-
Research Analyst II-Gen	0.2	1	1	2,197-2,651	31,812	31,812
Research Analyst II-Soc-Behavioral	1	1	1	2,197-2,651	31,812	31,812
Staff Services Analyst-Gen	1	1.5	1.5	1,407-2,197	35,091	36,756
Health Analyst	1	-	-	1,407-2,197	-	-
Health Prog Techn II	1	1	1	1,407-1,673	20,076	20,076
Acctg Techn	0.9	1	1	1,214-1,551	14,568	15,120
Office Techn-Typing	1.7	2	2	1,214-1,551	32,576	33,852
Sr Steno	0.9	1	1	1,236-1,512	17,448	17,448
Acct Clk II	0.9	1	1	1,087-1,367	15,120	15,120
Office Asst II-Typing	2.1	3	3	1,048-1,367	40,188	41,424
Steno	0.3	1	1	1,029-1,339	12,738	13,158
Word Processing Techn	0.5	1	1	1,048-1,309	15,028	15,610
Temporary Help	1.6	1	1	(20,261)	36,642	36,642
Totals	25.6	29.5	29.5	\$663,339	\$829,459	\$840,286
Child Health & Disability Prevention Bureau:						
Branch Chief	1	1	1	3,440-5,694	68,328	68,328
Health Prog Mgr II	2	2	2	2,651-3,200	76,800	76,800
Staff Services Mgr I-Supvry	1	1	1	2,651-3,200	38,400	38,400
Nursing Consultant III	3	3	3	2,591-3,128	99,720	102,744
Genetic Disease Specialist III	0.9	1	1	2,415-2,913	34,956	34,956
Health Prog Mgr I	1	1	1	2,415-2,913	34,956	34,956

4260 DEPARTMENT OF HEALTH SERVICES—Continued

ORGANIZATIONAL UNIT	NUMBER OF POSITIONS			EXPENDITURES			
	Classification	Filled 1983-84	Authorized 1984-85	Proposed 1985-86	Actual 1983-84	Estimated 1984-85	Proposed 1985-86
				SALARY RANGE			
Research Mgr I-Gen	0.8	1	1	2,415-2,913	28,980	30,348	
Nursing Consultant II	2.9	3	3	2,360-2,845	96,600	97,944	
Nutrition Consultant III	1	1	1	2,360-2,845	34,140	34,140	
Health Educ Consultant II	1	1	1	2,197-2,651	31,812	31,812	
Assoc Health Prog Advisor	3.4	4	4	2,197-2,651	127,248	127,248	
Research Analyst II-Gen	2	2	2	2,197-2,651	63,624	63,624	
Assoc Govtl Prog Analyst	1	1	1	2,197-2,651	31,812	31,812	
Assoc DP Analyst	1	1	1	2,197-2,651	31,812	31,812	
Staff Services Analyst-Gen	2	1	1	1,407-2,197	26,364	26,364	
Health Analyst	1	1	1	1,407-2,197	26,364	26,364	
Office Services Supvr III-Gen	0.9	1	1	1,544-1,854	22,014	22,248	
Office Services Supvr II-Gen	0.4	1	1	1,358-1,768	19,332	19,332	
Mgt Services Techn	1	1	1	1,177-1,565	18,646	18,780	
Office Services Supvr I-Typing	0.9	2	2	1,214-1,551	34,084	34,992	
Office Techn-Typing	2.2	2	2	1,214-1,551	34,200	34,200	
Office Services Supvr I-Gen	2.5	2	2	1,214-1,551	33,562	34,200	
Office Asst II-Typing	3.3	4	4	1,048-1,367	54,285	55,611	
Temporary Help	19.4	27	27	(258,714)	323,018	323,018	
Overtime	-	-	-	(3,150)	-	-	
Totals	55.6	65	65	\$1,276,261	\$1,391,057	\$1,400,033	
Genetic Disease Branch:							
Medical Off III-Epidemiology	1	1	1	4,571-5,560	66,720	66,720	
Genetic Disease Specialist IV	1.5	3	3	2,651-3,200	108,612	110,136	
Genetic Disease Specialist III	0.5	2	2	2,415-2,913	62,451	65,304	
Nursing Consultant II	0.2	-	-	2,360-2,845	-	-	
Health Educ Consultant II	1	1	1	2,197-2,651	26,364	27,636	
Assoc Health Prog Advisor	1	1	1	2,197-2,651	31,202	31,812	
Genetic Disease Specialist II	2.3	4	4	2,197-2,651	117,306	119,904	
Research Analyst II-Gen	1	1	1	2,197-2,651	29,892	31,324	
Assoc Govtl Prog Analyst	1	1	1	2,197-2,651	31,324	31,812	
Assoc Programmer Analyst	-	1	1	2,197-2,651	8,788	26,788	
Genetic Disease Specialist I	1.3	1	1	1,827-2,197	25,374	26,364	
Research Analyst I-Gen	1	1	1	1,407-2,197	24,024	25,176	
Programmer I	0.3	1	1	1,407-1,827	20,308	21,268	
Sr Computer Opr	1.5	3	3	1,462-1,745	44,531	55,264	
Health Prog Techn II	-	1	1	1,407-1,673	14,070	17,574	
Health Record Techn II	-	3	3	1,358-1,611	16,296	49,692	
Mgt Services Techn	0.9	1	1	1,177-1,565	18,352	18,724	
Office Techn-Typing	0.8	1	1	1,214-1,551	17,100	17,100	
DP Techn	0.7	1	-	1,198-1,523	18,165	-	
Sr Steno	1	1	1	1,236-1,512	17,271	17,448	
Secty	-	1	1	1,236-1,512	14,832	15,528	
Stock Clk I	0.2	2	1	1,168-1,486	19,192	13,252	
Research Techn	1	1	1	1,198-1,407	16,884	16,884	
Act Clk II I	0.3	2	1	1,087-1,367	28,668	15,054	
Office Asst II-Typing	2.1	4	4	1,048-1,367	53,796	57,112	
Temporary Help	0.8	5.8	5.8	(10,685)	47,041	47,041	
Overtime	-	-	-	(13,049)	-	-	
Totals	21.4	44.8	41.8	\$536,522	\$878,563	\$924,917	
Totals, Community Health Services Division	236.2	282.1	279.1	\$5,772,576	\$6,777,124	\$6,880,852	
Rural Health Division							
Administration:							
C.E.A. II	1	1	1	3,052-4,057	46,070	48,308	
Assoc Health Prog Advisor	0.4	1	1	2,197-2,651	31,812	31,812	
Secty	0.3	1	1	1,236-1,512	17,448	17,448	
Temporary Help	-	1.5	1.5	-	46,275	46,275	
Overtime	-	-	-	-	4,236	4,236	
Totals	1.7	4.5	4.5	\$61,878	\$145,841	\$148,079	
Program & Policy Development Section:							
Regional Medical Coordinator	1.5	1	1	4,795-5,639	57,540	60,396	
Health Prog Mgr II	1	1	1	2,651-3,200	38,760	38,760	
Research Prog Spec II-Health	0.9	1	1	2,651-3,200	31,812	33,336	
Nursing Consultant III	0.8	1	1	2,591-3,128	37,536	37,536	
Fld Examiner III	0.2	-	-	2,415-2,913	-	-	
Health Prog Specialist I	1	-	-	2,415-2,913	-	-	
Research Analyst II-Gen	1.5	2	2	2,197-2,651	58,176	59,448	
Office Asst II-Typing	0.6	1	1	1,048-1,367	14,982	15,120	
Temporary Help	0.2	-	-	(5,698)	-	-	
Totals	7.7	7	7	\$296,452	\$238,806	\$244,596	
Indian Health Branch:							
Coordinator-Indian Health	1	1	1	2,651-3,200	38,400	38,400	
Nursing Consultant II	2	2	2	2,360-2,845	65,086	67,896	
Health Educ Consultant II	0.3	-	-	2,197-2,651	-	-	
Assoc Govtl Prog Analyst	0.6	2	2	2,197-2,651	57,559	59,441	
Research Analyst II-Gen	1.1	1	1	2,197-2,651	26,364	27,636	
Assoc Health Planning Analyst	1	1	1	2,197-2,651	28,868	30,234	
Health Analyst	1.8	2	2	1,407-2,197	51,252	52,431	
Mgt Services Techn	1	1	1	1,177-1,565	18,780	18,780	
Office Asst II-Typing	2.7	2	2	1,048-1,367	29,504	29,688	
Temporary Help	0.1	-	-	(1,958)	-	-	
Totals	11.6	12	12	\$280,957	\$315,813	\$324,506	

4260 DEPARTMENT OF HEALTH SERVICES—Continued

ORGANIZATIONAL UNIT	NUMBER OF POSITIONS			EXPENDITURES		
	Classification	Filled 1983-84	Authorized 1984-85	Proposed 1985-86	Actual 1983-84	Estimated 1984-85
Farmworker Health Services Section:				SALARY RANGE		
Nursing Consultant III	1	1	1	2,591-3,128	31,092	32,604
Health Educ Consultant II	0.9	1	1	2,197-2,651	31,196	32,172
Nutrition Consultant II	0.6	1	1	2,197-2,651	26,364	27,636
Staff Services Analyst-Gen	1	1	1	1,407-2,197	24,024	25,176
Health Analyst	1.1	1	1	1,407-2,197	26,724	26,724
Office Asst II-Typing	0.6	1	1	1,048-1,367	15,480	15,480
Totals	5.2	6	6	\$134,161	\$154,880	\$159,792
Rural Health Services Branch:						
Staff Services Mgr III	1	-	-	2,913-3,518	-	-
Health Prog Mgr III	0.3	1	1	2,913-3,518	42,216	42,216
Secty	1	1	1	1,236-1,512	17,448	17,448
Temporary Help	0.1	-	-	(3,452)	-	-
Totals	2.4	2	2	\$75,180	\$59,664	\$59,664
Public Health Services Section:						
Health Prog Mgr II	-	1	1	2,651-3,200	36,624	38,382
Nursing Consultant III	0.9	1	1	2,591-3,128	31,092	32,604
Health Prog Mgr I	1	-	-	2,415-2,913	-	-
Public Health Nurse IV	2	2	2	2,360-2,845	68,280	68,280
Sanitarian IV	2	2	2	2,360-2,845	68,280	68,280
Health Educ Consultant II	0.8	1	1	2,197-2,651	31,812	31,812
Assoc Health Prog Advisor	1	1	1	2,197-2,651	31,812	31,812
Public Health Nurse III	4.1	5	5	2,150-2,591	147,396	149,952
Sanitarian III	5.8	5	5	2,051-2,472	144,159	145,365
Public Health Nurse II	10	9.5	9.5	1,959-2,360	257,686	263,878
Public Health Nurse I	3.8	4	4	1,786-2,150	87,349	91,400
Sanitarian II	7.9	10	10	1,786-2,150	247,724	250,809
Sanitarian I	2.6	3	3	1,591-1,912	58,476	61,256
Asst Sanitarian	3	5	5	1,407-1,673	87,287	91,027
Mgt Services Techn	1	1	1	1,177-1,565	18,780	18,780
Office Techn-Typing	1	1	1	1,214-1,551	17,100	17,100
Office Asst II-Typing	1	1	1	1,048-1,367	14,568	14,568
Public Health Asst II	1.5	4	4	1,156-1,347	58,590	60,156
Temporary Help	-	0.4	0.4	-	7,420	7,420
Totals	49.4	56.9	56.9	\$1,245,579	\$1,414,435	\$1,442,881
Health Services Development Section:						
Health Prog Specialist I	0.4	1	1	2,415-2,913	34,956	34,956
Health Prog Mgr I	2	2	2	2,415-2,913	68,427	69,912
Nursing Consultant II	2.3	3	3	2,360-2,845	90,780	93,468
Mgt Services Techn	1	1	1	1,177-1,565	18,512	18,780
Office Techn-Typing	0.8	1	1	1,214-1,551	17,100	17,100
Office Asst II-Typing	0.9	-	-	1,048-1,367	-	-
Office Asst I-Typing	-	1	1	976-1,126	12,156	12,546
Totals	7.4	9	9	\$196,880	\$241,931	\$246,762
Support Services Branch:						
Staff Services Mgr I	1	-	-	2,415-2,913	-	-
Assoc Govtl Prog Analyst	0.4	1	1	2,197-2,651	26,364	27,629
Staff Services Analyst-Gen	1.5	1	1	1,407-2,197	24,696	25,869
Mgt Services Techn	1	1	1	1,177-1,565	18,710	18,780
Office Asst II-Typing	1.4	-	-	1,048-1,367	-	-
Totals	5.3	3	3	\$119,018	\$69,770	\$72,278
Totals, Rural Health Division	90.7	100.4	100.4	\$2,410,105	\$2,641,140	\$2,698,558
State Special Adjustment	35.7	-	-	751,795	-	-
TOTALS, AUTHORIZED POSITIONS	3,742	4,215.2	4,168.7	\$94,597,607	\$108,391,252	\$109,185,525
Regular/Ongoing Positions	3,635.7	4,107.8	4,061.8	92,294,537	106,084,180	106,893,653
Temporary Help	106.3	107.4	106.9	2,303,070	2,307,072	2,291,872
Overtime	-	-	-	116,218	434,159	434,159
Continuously vacant positions abolished by the State Controller:						
Office of County Health Services and Local Public Health Assistance:						
Word Processing Techn	-	1	1	1,048-1,309	\$12,576	\$13,185

1 One position expires 6/30/85
 2 Two positions expire 6/30/85
 3 Seven positions expire 6/30/85
 4 Three positions expire 2/28/86
 5 One position expires 6/30/86
 6 Five positions expire 6/30/85
 7 Three positions expire 6/30/85
 8 Two positions expire 6/30/86
 9 One position expires 12/31/86
 10 One position expires 1/1/85

4270 CALIFORNIA MEDICAL ASSISTANCE COMMISSION *

ORGANIZATIONAL UNIT Classification	NUMBER OF POSITIONS			EXPENDITURES		
	Filled 1983-84	Authorized 1984-85	Proposed 1985-86	Actual 1983-84	Estimated 1984-85	Proposed 1985-86
				SALARY RANGE		
Commissioner	7	7	7	\$28,110	\$196,770	\$196,770
Exec Director	1	1	1	4,819	57,828	57,828
Gen Counsel	-	1	1	4,417	48,924	48,924
Sr Hosp Negotiator	0.2	1	1	4,077-4,274	48,924	48,924
Assoc Negotiator	0.5	1	1	3,975	47,700	47,700
Assoc Hospital Negotiator	3.4	6	6	3,708-3,888	266,976	266,976
Director Of Research	1	1	1	3,372-3,534	40,464	40,464
Research Assoc	1.4	2	2	2,792-2,925	68,604	68,604
Office Mgr	1	1	1	2,303-2,778	29,094	30,470
Research Assoc	0.3	-	-	2,385	-	-
Adm Asst	1.1	2	2	1,841-2,192	37,654	38,646
Secty I	2.4	3	3	1,464-1,702	54,704	56,766
Temporary Help	0.7	0.5	0.5	(11,616)	5,300	5,300
TOTALS, AUTHORIZED POSITIONS	20	26.5	26.5	\$628,580	\$902,942	\$907,372
Regular/Ongoing Positions	19.3	26	26	616,964	897,642	902,072
Temporary Help	0.7	0.5	0.5	11,616	5,300	5,300

4300 DEPARTMENT OF DEVELOPMENTAL SERVICES *

Directors Office						
Executive Office:						
				SALARY RANGE		
Director	1	1	1	\$62,624	\$62,624	\$62,624
C.E.A. IV	1.1	1	1	3,618-4,680	55,512	56,160
Chief Dep Director	0.3	-	-	4,486	-	-
Assoc Govtl Prog Analyst	1	1	1	2,197-2,651	31,616	31,812
Adm Asst I	0.5	-	-	1,827-2,303	-	-
Exec Secty II	0.1	1	1	1,512-1,809	19,105	19,986
Exec Secty I	1.1	1	1	1,389-1,653	18,618	19,434
Secty	0.2	-	-	1,236-1,512	-	-
Totals	5.3	5	5	\$189,763	\$187,475	\$190,016
Office Of Legal Affairs:						
Chief Counsel I	1	1	1	3,888-4,704	56,448	56,448
Staff Counsel III	1	1	1	3,602-4,360	50,892	52,320
Staff Counsel II	2.8	3	3	3,128-3,780	126,708	131,484
Staff Counsel I	1.2	1	1	2,845-3,440	37,536	39,348
Assoc Govtl Prog Analyst	0.4	1	1	2,197-2,651	29,892	31,324
Staff Services Analyst-Gen	0.3	-	-	1,407-2,197	-	-
Office Techn-Typing	1.1	2	2	1,214-1,551	32,924	33,620
Office Asst II-Typing	0.7	1	1	1,048-1,367	12,954	13,374
Totals	8.5	10	10	\$296,346	\$347,354	\$357,918
Office Of Human Rights:						
Human Rights Off	1	1	1	3,128-3,780	45,360	45,360
C.E.A. I	0.5	-	-	2,778-3,690	-	-
Staff Services Mgr II-Supvry	0.5	1	1	2,651-3,200	38,400	38,400
Staff Services Mgr I	0.1	-	-	2,415-2,913	-	-
Assoc Govtl Prog Analyst	2.3	2	2	2,197-2,651	61,362	62,770
Supvg Psychiatric Social Worker	-	1	1	2,002-2,415	28,980	28,980
Sr Steno	1	1	1	1,236-1,512	17,448	17,448
Office Asst II-Typing	0.5	-	-	1,048-1,367	-	-
Totals	5.9	6	6	\$167,712	\$191,550	\$192,958
Office Of Communications:						
Asst To Director-Communication	1	1	1	3,069-3,216	38,445	38,592
Info Off I	0.7	-	-	2,197-2,651	-	-
Staff Services Analyst-Gen	0.3	1	1	1,407-2,197	19,251	19,950
Totals	2	2	2	\$61,354	\$57,696	\$58,542
Office Of Legislative Affairs:						
Asst To Director-Legislation	0.7	1	1	3,690	44,280	44,280
Staff Services Mgr I	0.1	1	1	2,415-2,913	33,471	34,956
Assoc Govtl Prog Analyst	1.8	1	1	2,197-2,651	31,812	31,812
Secty	0.8	1	1	1,236-1,512	17,330	17,448
Totals	3.4	4	4	\$105,589	\$126,893	\$128,496
Office Of External Affairs:						
C.E.A. I	1	1	1	2,778-3,690	44,280	44,280
Community Prog Specialist IV	0.4	1	1	2,651-3,200	38,400	38,400
Community Prog Specialist III	0.6	-	-	2,415-2,913	-	-
Assoc Govtl Prog Analyst	0.8	1	1	2,197-2,651	29,436	30,836
Office Techn-Typing	1	1	1	1,214-1,551	17,100	17,100
Office Asst II-Typing	0.7	-	-	1,048-1,367	-	-
Totals	4.5	4	4	\$134,806	\$129,216	\$130,616
Planning And Policy Development:						
C.E.A. II	0.8	1	1	3,052-4,057	47,932	48,684
Research Prog Specialist I	1	1	1	2,415-2,913	34,956	34,956
Office Techn-Typing	1	1	1	1,214-1,551	17,100	17,100

*The Salary Range and the amounts shown in 1984-85 and 1985-86 for this department do not reflect the 1984-85 fiscal year salary increase adjustment. This adjustment is reflected in the departmental Summary by Object of the Governor's Budget.

4300 DEPARTMENT OF DEVELOPMENTAL SERVICES—Continued

ORGANIZATIONAL UNIT	NUMBER OF POSITIONS			EXPENDITURES		
	Classification	Filled 1983-84	Authorized 1984-85	Proposed 1985-86	Actual 1983-84	Estimated 1984-85
				SALARY RANGE		
Office Of Planning:						
Staff Services Mgr III	0.2	-	-	2,913-3,518	-	-
Chief Of Planning	0.8	1	1	3,069-3,216	38,592	38,592
Assoc Govtl Prog Analyst	1.9	1	1	2,197-2,651	31,812	31,812
Jr Staff Analyst-Gen	-	1	1	1,407-1,827	16,884	17,604
Office Techn-Typing	0.2	1	1	1,214-1,551	16,810	17,100
Office Asst II-Typing	0.8	-	-	1,048-1,367	-	-
Policy Development Section:						
Staff Services Mgr I	0.7	1	1	2,415-2,913	34,146	34,956
Research Mgr I-Gen	0.7	-	-	2,415-2,913	-	-
Statistical Methods Analyst III	0.6	1	1	2,303-2,778	33,336	33,336
Assoc Govtl Prog Analyst	3.7	3	3	2,197-2,651	87,612	90,284
Office Techn-Typing	0.6	1	1	1,214-1,551	14,844	15,414
Applied Research Section:						
Research Mgr I-Soc-Behavioral	0.9	1	1	2,415-2,913	31,690	33,209
Statistical Methods Analyst III	1	1	1	2,303-2,778	33,336	33,336
Assoc Govtl Prog Analyst	0.9	1	1	2,197-2,651	30,348	31,812
Research Analyst II-Gen	1.1	-	-	2,197-2,651	-	-
Research Analyst I-Gen	0.9	1	1	1,407-2,197	19,024	19,917
Mgt Services Techn	0.1	-	-	1,177-1,565	-	-
Totals	17.9	17	17	\$497,293	\$488,422	\$498,112
Totals, Directors Office	47.5	48	48	\$1,452,863	\$1,528,606	\$1,556,658
Community Services Division						
Division Office:						
C.E.A. III	1	1	1	3,357-4,464	53,568	53,568
C.E.A. II	0.2	-	-	3,052-4,057	-	-
Community Prog Specialist II	0.3	-	-	2,197-2,651	-	-
Exec Secty I	1	1	1	1,389-1,653	19,836	19,836
Totals	2.5	2	2	\$70,829	\$73,404	\$73,404
Community Support Branch:						
Community Prog Administrator I	1	1	1	2,913-3,518	42,055	42,216
Community Prog Specialist IV	0.7	1	1	2,651-3,200	38,400	38,400
Community Prog Specialist III	0.5	1	1	2,415-2,913	33,876	34,956
Community Prog Specialist II	8.6	8	8	2,197-2,651	254,130	254,496
Office Techn-Typing	0.9	1	1	1,214-1,551	17,100	17,100
Sr Steno	1.8	1	1	1,236-1,512	17,448	17,448
Office Asst II-Typing	1.7	2	2	1,048-1,367	28,872	29,136
Totals	15.2	15	15	\$322,613	\$431,881	\$433,752
Community Program Branch:						
Community Prog Administrator I	1	1	1	2,913-3,518	42,216	42,216
Community Prog Specialist IV	1.2	1	1	2,651-3,200	31,812	33,336
Staff Services Mgr II	-	1	1	2,651-3,200	38,400	38,400
Community Prog Specialist III	1.9	2	2	2,415-2,913	69,912	69,912
Community Prog Specialist II	12.4	12	12	2,197-2,651	379,060	381,744
Community Prog Specialist I	0.8	1	1	1,827-2,197	26,067	26,364
Office Techn-Typing	0.6	1	1	1,214-1,551	15,414	16,056
Sr Steno	1	1	1	1,236-1,512	14,832	15,396
Office Asst II-Typing	2.7	3	3	1,048-1,367	42,202	43,154
Totals	21.6	23	23	\$678,887	\$659,915	\$666,578
CCDB - Field Services Section:						
Research Mgr II-Gen	0.1	-	-	2,651-3,200	-	-
Social Service Administrator I ¹	1	1	1	2,472-2,983	37,116	-
Supvng Psychiatric Social Worker I ¹	1.9	1	-	2,002-2,415	24,024	-
Psychiatric Social Worker ¹	16.9	8	-	1,827-2,197	187,623	-
Office Services Supvr I-Typing	0.6	-	-	1,214-1,551	-	-
Office Asst II-Typing	4.6	-	-	1,048-1,367	-	-
Office Asst I-Typing ¹	-	1	-	976-1,126	12,156	-
Seasonal Clk ¹	0.4	2	-	846-967	20,616	-
Totals	25.5	13	-	\$583,087	\$281,535	-
Office Of Prevention:						
Community Prog Specialist II	0.7	1	1	2,197-2,651	31,812	31,812
Asst To Coordinator	0.5	1	1	2,314-2,542	28,446	29,814
Office Asst II-Typing	0.4	1	1	1,048-1,367	13,964	14,480
Totals	1.6	3	3	\$42,238	\$74,222	\$76,106
Totals, Community Services Division	66.4	56	43	\$1,697,654	\$1,520,957	\$1,249,840
Hospital Operations Division						
Division Office:						
C.E.A. IV	0.4	1	1	3,618-4,680	56,160	56,160
C.E.A. III	0.6	-	-	3,357-4,464	-	-
C.E.A. II	0.4	1	1	3,052-4,057	42,732	44,817
Prog Administrator III	0.1	-	-	2,983-3,602	-	-
Consultant-Hosp Administration	1	1	1	2,913-3,518	45,924	45,924
Exec Secty I	1	1	1	1,389-1,653	19,836	19,836
Totals	3.5	4	4	\$131,180	\$164,652	\$166,737

¹ Positions expire June 30, 1985.

4300 DEPARTMENT OF DEVELOPMENTAL SERVICES—Continued

ORGANIZATIONAL UNIT Classification	NUMBER OF POSITIONS			EXPENDITURES		
	Filled 1983-84	Authorized 1984-85	Proposed 1985-86	Actual 1983-84	Estimated 1984-85	Proposed 1985-86
Program Services Branch:				SALARY RANGE		
Prog Administrator III	1	1	1	2,983-3,602	43,224	43,224
Prog Administrator II	2	2	2	2,591-3,128	75,072	75,072
Steno	1	1	1	1,029-1,339	15,396	15,396
Totals	4	4	4	\$129,886	\$133,692	\$133,692
Support Services Branch:						
Nursing Consultant	1	1	1	2,717-3,279	39,348	39,348
Deptl Food Administrator	1	1	1	2,717-3,279	39,348	39,348
Staff Services Mgr II-Managerial	0.2	1	1	2,651-3,200	38,400	38,400
Staff Services Mgr II-Supvry	0.8	-	-	2,651-3,200	-	-
Prog Administrator II	1	1	1	2,591-3,128	37,536	37,536
Medical Record Consultant	1	1	1	2,282-2,753	33,036	33,036
Secty	0.6	-	-	1,236-1,512	-	-
Office Asst II-Typing	0.2	1	1	1,048-1,367	14,568	14,568
Totals	5.8	6	6	\$195,959	\$202,236	\$202,236
Facilities Planning Branch:						
Chief Of Facilities Planning	1	1	1	2,913-3,518	42,216	42,216
Deptl Constrn & Maint Supvr	1.1	1	1	2,717-3,279	39,348	39,348
Prog Administrator II	1	1	1	2,591-3,128	37,536	37,536
Architectural Assoc	1	1	1	2,251-2,717	32,392	32,604
Assoc Govtl Prog Analyst	1.8	2	2	2,197-2,651	63,624	63,624
Office Techn-Typing	1	1	1	1,214-1,551	17,100	17,100
Word Processing Techn	-	1	1	1,048-1,309	14,568	14,568
Office Asst II-Typing	1.2	-	-	1,048-1,367	-	-
Office Asst I-Typing	-	1	1	976-1,126	12,156	12,546
Totals	8.1	9	9	\$234,820	\$258,940	\$259,542
Foster Grandparent Program:						
Foster Grandparent Prog Coordinator	1	1	1	2,303-2,778	33,336	33,336
Office Techn-Typing	0.1	1	1	1,214-1,551	15,169	15,766
Office Asst II-Typing	0.9	-	-	1,048-1,367	-	-
Totals	2	2	2	\$46,594	\$48,505	\$49,102
School Lunch Program:						
Secty	0.1	0.5	0.5	1,236-1,512	8,724	8,724
Office Asst II-Typing	0.4	-	-	1,048-1,367	-	-
Acct Clk II	1	1	1	1,087-1,367	14,982	15,120
Totals	1.5	1.5	1.5	\$20,819	\$23,706	\$23,844
Compensatory Education Program:						
Supvr - Compensatory Educ Prog	1	1	1	2,983-3,602	43,224	43,224
Assoc Govtl Prog Analyst	1	2	2	2,197-2,651	56,028	58,716
Staff Services Analyst-Gen	1	-	-	1,407-2,197	-	-
Secty	0.3	-	-	1,236-1,512	-	-
Word Processing Techn	-	1	1	1,048-1,309	13,622	14,084
Office Asst II-Typing	1.4	1	1	1,048-1,367	13,129	13,549
Totals	4.7	5	5	\$114,135	\$126,003	\$129,573
Adult Education Program:						
Prog Administrator I	1	1	1	2,472-2,983	35,796	35,796
Staff Services Analyst-Gen	0.4	-	-	1,407-2,197	-	-
Office Asst II-Typing	0.2	1	1	1,048-1,367	14,172	14,568
Totals	1.6	2	2	\$45,080	\$49,968	\$50,364
Totals, Hospital Operations Divi- sion	31.2	33.5	33.5	\$918,473	\$1,007,702	\$1,015,090
Program Assessment Division						
Division Office:						
C.E.A. II	0.8	1	1	3,052-4,057	48,308	48,684
Exec Secty I	0.6	-	-	1,389-1,653	-	-
Office Techn-Typing	0.2	1	1	1,214-1,551	15,824	16,520
Totals	1.6	2	2	\$59,406	\$64,132	\$65,204
Evaluation Branch:						
Prog Administrator III	0.7	-	-	2,983-3,602	-	-
Staff Services Mgr III	-	1	1	2,913-3,518	40,445	42,216
Staff Services Mgr II-Supvry	1	1	1	2,651-3,200	38,400	38,400
Research Mgr II-Gen	1	1	1	2,651-3,200	38,400	38,400
Staff Services Mgr I	1	1	1	2,415-2,913	34,956	34,956
Community Prog Specialist III	1	1	1	2,415-2,913	34,956	34,956
Nursing Coordinator	0.3	-	-	2,251-2,717	-	-
Assoc Govtl Prog Analyst	2.1	3	3	2,197-2,651	84,924	87,966
Community Prog Specialist II	3.5	4	4	2,197-2,651	129,204	129,204
Public Health Nurse III	1	1	1	2,150-2,591	31,092	31,092
Staff Services Analyst-Gen	0.1	-	-	1,407-2,197	-	-
Community Prog Specialist I	1.5	1	1	1,827-2,197	26,364	26,364
Office Techn-Typing	0.2	-	-	1,214-1,551	-	-
Secty	0.9	1	1	1,236-1,512	17,448	17,448
Office Asst II-Typing	1	1	1	1,048-1,367	15,120	15,120
Totals	15.3	16	16	\$468,631	\$491,309	\$496,122

4300 DEPARTMENT OF DEVELOPMENTAL SERVICES—Continued

1
2
3
4
5
6
7
8
9
10
11
12
13
14
15
16
17
18
19
20
21
22
23
24
25
26
27
28
29
30
31
32
33
34
35
36
37
38
39
40
41
42
43
44
45
46
47
48
49
50
51
52
53
54
55
56
57
58
59
60
61
62
63
64
65
66
67
68
69
70
71
72
73
74
75
76
77
78
79
80
81
82
83
84
85
86
87
88
89
90
91
92
93
94
95
96
97
98

ORGANIZATIONAL UNIT Classification	NUMBER OF POSITIONS			EXPENDITURES		
	Filled 1983-84	Authorized 1984-85	Proposed 1985-86	Actual 1983-84	Estimated 1984-85	Proposed 1985-86
Audit Branch:				SALARY RANGE		
Supvng Govtl Auditor II	0.7	1	1	2,651-3,200	37,808	38,400
Supvng Govtl Auditor I	0.9	1	1	2,415-2,913	29,778	31,202
Gen Auditor III	1.6	2	2	2,197-2,651	58,388	59,672
Govtl Auditor III	1.9	2	2	2,197-2,651	59,236	60,568
Gen Auditor II	3.3	4	4	1,827-2,197	101,268	103,581
Govtl Auditor II	2.8	3	3	1,827-2,197	72,132	74,292
Auditor I	0.4	1	1	1,407-1,673	18,384	18,384
Office Techn-Typing	0.3	-	-	1,214-1,551	-	-
Office Asst II-Typing	0.6	1	1	1,048-1,367	13,094	13,514
Totals	12.5	15	15	\$311,852	\$390,088	\$399,613
Investigations Section:						
Supvng Special Investigator 1	1	1	1	2,319-2,799	33,588	33,588
Sr Special Investigator	1	1	1	2,113-2,546	29,172	30,552
Special Investigator 1	0.7	1	1	1,723-2,319	24,406	25,560
Office Technician-Typing	0.6	1	1	1,214-1,551	17,100	17,100
Totals	3.3	4	4	\$80,357	\$104,266	\$106,800
Totals, Program Assessment Division	32.7	37	37	\$920,246	\$1,049,795	\$1,067,739
Administration Division						
Division Office:						
C.E.A. III	1	1	1	3,357-4,464	44,108	46,249
Exec Secty 1	1	1	1	1,389-1,653	18,480	19,300
Totals	2	2	2	\$59,658	\$62,588	\$65,549
Data Processing Services Branch:						
DP Mgr III	1	1	1	2,913-3,518	42,216	42,216
Sr DP Analyst	1	-	-	2,651-3,200	-	-
Staff Programmer Analyst	1	-	-	2,415-2,913	-	-
Staff DP Analyst	1	-	-	2,415-2,913	-	-
Assoc Programmer Analyst	0.6	-	-	2,197-2,651	-	-
Assoc DP Analyst	2.2	1	1	2,197-2,651	31,812	31,812
Staff Services Analyst-Gen	0.8	-	-	1,407-2,197	-	-
Secty	1	1	1	1,236-1,512	17,448	17,448
Office Asst II-Typing	0.6	-	-	1,048-1,367	-	-
Word Processing Techn	0.5	0.5	0.5	1,048-1,309	7,422	7,707
Systems Support Section:						
DP Mgr I	1	1	1	2,415-2,913	34,956	34,956
Staff Programmer Analyst	1	1	1	2,415-2,913	34,956	34,956
Assoc Programmer Analyst	3.5	3	3	2,197-2,651	91,140	93,972
Research Analyst II-Gen	1	1	1	2,197-2,651	31,812	31,812
Programmer II	1.9	3	3	1,827-2,197	73,464	75,672
Staff Services Analyst-Gen	1	1	1	1,407-2,197	23,214	24,312
DP Techn Supvr 1	0.9	1	1	1,745-2,098	25,176	25,176
Sr DP Techn	1.5	1	1	1,462-1,745	20,940	20,940
Key Data Supvr II	0.8	1	1	1,358-1,611	19,212	19,332
DP Techn	1	1	1	1,198-1,523	18,276	18,276
Key Data Supvr 1	0.2	-	-	1,260-1,486	-	-
Statistical Clk	1	1	1	1,214-1,425	17,100	17,100
Acct Clk II	0.3	1	1	1,087-1,367	15,028	15,120
Office Asst II-Gen	1	1	1	1,048-1,309	14,568	14,568
Key Data Opr	4.8	5	5	976-1,309	78,540	78,540
Systems Development Section:						
DP Mgr II	1	1	1	2,651-3,200	38,400	38,400
Staff DP Analyst	2	1	1	2,415-2,913	34,956	34,956
Assoc Programmer Analyst	1.9	-	-	2,197-2,651	-	-
Assoc DP Analyst	1.5	1	1	2,197-2,651	31,568	31,812
Programmer II	0.3	-	-	1,827-2,197	-	-
Office Asst II-Typing	0.9	-	-	1,048-1,367	-	-
Hospital Automation Section:						
DP Mgr II	-	1	1	2,651-3,200	38,400	38,400
Staff DP Analyst	-	2	2	2,415-2,913	57,960	60,696
Staff Programmer Analyst	-	1	1	2,415-2,913	34,956	34,956
Assoc DP Analyst	-	2	2	2,197-2,651	63,136	63,624
Assoc Programmer Analyst	-	2	2	2,197-2,651	55,980	58,656
Staff Services Analyst	-	1	1	1,407-2,197	18,579	19,410
Word Processing Techn	-	0.5	0.5	1,048-1,309	6,372	6,582
Office Asst II-Typing	-	1	1	1,048-1,367	14,216	14,568
UFS Support Section:						
DP Mgr I	-	1	1	2,415-2,913	32,193	33,741
Staff DP Analyst	-	1	1	2,415-2,913	34,956	34,956
Assoc DP Analyst	-	1	1	2,197-2,651	31,812	31,812
Assoc Programmer Analyst	-	3	3	2,197-2,651	93,728	95,436
Programmer II	-	1	1	1,827-2,197	23,574	24,696
Office Asst II-Typing	-	1	1	1,048-1,367	15,120	15,120
Totals	38.2	47	47	\$901,498	\$1,223,186	\$1,241,736
Personnel Management Branch:						
Staff Services Mgr III	1	1	1	2,913-3,518	42,216	42,216
Research Mgr II-Gen	1	1	1	2,651-3,200	38,400	38,400
Office Techn-Typing	0.3	1	1	1,214-1,551	17,100	17,100

4300 DEPARTMENT OF DEVELOPMENTAL SERVICES—Continued

1
2
3
4
5
6
7
8
9
10
11
12
13
14
15
16
17
18
19
20
21
22
23
24
25
26
27
28
29
30
31
32
33
34
35
36
37
38
39
40
41
42
43
44
45
46
47
48
49
50
51
52
53
54
55
56
57
58
59
60
61
62
63
64
65
66
67
68
69
70
71
72
73
74
75
76
77
78
79
80
81
82
83
84
85
86
87
88
89
90
91
92
93
94
95
96
97
98

ORGANIZATIONAL UNIT Classification	NUMBER OF POSITIONS			EXPENDITURES		
	Filled 1983-84	Authorized 1984-85	Proposed 1985-86	Actual 1983-84	Estimated 1984-85	Proposed 1985-86
Personnel Services Section:				SALARY RANGE		
Staff Services Mgr II-Supvry	1	1	1	2,651-3,200	38,400	38,400
Staff Services Mgr I	1.9	2	2	2,415-2,913	69,912	69,912
Assoc Personnel Analyst	3.7	4	4	2,197-2,651	118,608	121,258
Staff Services Analyst-Gen	1.1	1	1	1,407-2,197	19,772	20,076
Personnel Asst II	1.3	2	2	1,481-1,768	42,432	42,432
Mgt Services Techn	1	1	1	1,177-1,565	17,244	17,976
Personnel Techn I	0.7	-	-	1,138-1,565	-	-
Personnel Asst I	2	2	2	1,126-1,551	33,766	34,320
Office Techn-Typing	0.8	1	1	1,214-1,551	15,218	15,824
Office Asst II-Typing	2.6	2	2	1,048-1,367	27,592	28,012
Office Asst I-Typing	-	1	1	976-1,126	12,156	12,546
Manpower Safety And Training:						
Nursing Consultant	1	1	1	2,717-3,279	39,348	39,348
Staff Services Mgr II-Supvry	0.9	1	1	2,651-3,200	38,252	38,400
Staff Services Mgr I	0.1	-	-	2,415-2,913	-	-
Assoc Personnel Analyst	1	1	1	2,197-2,651	31,812	31,812
Trng Off I	1.2	2	2	2,197-2,651	56,256	58,960
Staff Services Analyst-Gen	2	2	2	1,407-2,197	47,680	49,938
Office Techn	0.9	1	1	1,214-1,551	14,568	15,120
Totals	25.5	28	28	\$651,633	\$720,732	\$732,050
Labor Relations Branch:						
Labor Relations Mgr	0.9	1	1	2,913-3,518	42,216	42,216
Labor Relations Specialist II	1	1	1	2,651-3,200	38,400	38,400
Prog Director-Develmt Programs	0.4	1	1	2,651-3,200	32,447	34,011
Labor Relations Specialist I	2.5	2	2	2,415-2,913	69,912	69,912
Labor Relations Analyst	1	2	2	2,197-2,651	58,176	59,448
Unit Supvr	0.6	-	-	1,868-2,251	-	-
Office Asst II-Typing	1.6	1	1	1,048-1,367	13,129	13,549
Word Processing Techn	0.3	1	1	1,048-1,309	14,752	15,316
Totals	8.3	9	9	\$254,873	\$269,032	\$272,852
Program Support Branch:						
Staff Services Mgr III	1	1	1	2,913-3,518	42,216	42,216
Secy	0.9	1	1	1,236-1,512	14,832	15,396
Business And Office Services Section:						
Staff Services Mgr I	1	-	-	2,415-2,913	-	-
Coordinator, Graphic Services	-	1	1	2,197-2,651	28,320	29,664
Assoc Business Mgt Analyst	1	1	1	2,197-2,651	30,836	31,812
Bus Services Off III	-	1	1	2,197-2,651	26,148	27,636
Sr Graphic Artist	1	-	-	1,868-2,251	-	-
Bus Service Off I	1	1	1	1,827-2,197	23,664	24,792
Property Clk II	1	1	1	1,591-2,098	19,092	19,992
Warehouse Worker	0.3	1	1	1,401-1,666	17,178	17,910
Mgt Services Techn	0.4	1	1	1,177-1,565	14,356	14,899
Office Techn	1	2	2	1,214-1,551	32,808	33,504
Sr Steno	0.7	-	-	1,236-1,512	-	-
Stock Clk	0.7	-	-	1,168-1,486	-	-
Office Asst II	1.9	3	3	1,048-1,367	42,160	42,580
Mgt Services Asst	0.6	-	-	1,038-1,198	-	-
Office Asst I-Typing	-	1	1	976-1,126	12,156	12,546
Supportive Services Section:						
Staff Services Mgr II-Supvry	0.5	1	1	2,651-3,200	36,624	38,400
Staff Services Mgr I	-	1	1	2,415-2,913	34,956	34,956
Records Mgt Analyst II	0.4	1	1	2,197-2,651	26,894	28,196
Assoc Govtl Prog Analyst	2.5	3.5	3.5	2,197-2,651	104,618	107,360
Staff Services Analyst-Gen	2	-	-	1,407-2,197	-	-
Jr Staff Analyst-Gen	-	1	1	1,407-1,827	16,884	17,604
Office Tech-Typing	1	2	2	1,214-1,551	31,668	32,220
Sr Word Processing Techn	0.8	1	1	1,260-1,486	17,832	17,832
Composing Techn I	1	1	1	1,214-1,425	17,100	17,100
Office Asst II-Typing	1	1	1	1,048-1,367	14,928	14,928
Word Processing Techn	1.2	1	1	1,048-1,309	15,708	15,708
Totals	22.9	28.5	28.5	\$493,498	\$620,978	\$637,251
Financial Management Branch:						
Staff Services Mgr III	1	1	1	2,913-3,518	42,216	42,216
Office Techn-Typing	1	1	1	1,214-1,551	17,100	17,100
Budget Section:						
Staff Services Mgr II-Managerial	1	1	1	2,651-3,200	38,400	38,400
Staff Services Mgr I	1.1	2	2	2,415-2,913	69,912	69,912
Assoc Budget Analyst	3.8	3	3	2,197-2,651	95,436	95,436
Budget Techn I	0.7	1	1	1,138-1,565	16,347	17,061
Office Techn-Typing	0.9	1	1	1,214-1,551	15,074	15,659
Acct Clk II	0.3	-	-	1,087-1,367	-	-
Accounting Section:						
Acctg Administrator II	1	1	1	2,651-3,200	38,400	38,400
Sr Acctg Off-Supvr	1	1	1	2,197-2,651	31,812	31,812
Sr Acctg Off-Specialist	1	1	1	2,197-2,651	29,436	30,836
Acctg Off	1.2	2	2	1,827-2,197	48,260	49,488
Acctg Off-Supvr	0.6	2	2	1,827-2,197	44,443	46,518
Accountant I - Specialist	0.3	1	1	1,401-1,827	19,992	19,992
Accountant I - Supvr	2.1	-	-	1,401-1,827	-	-
Accountant Trainee	0.8	-	-	1,467-1,673	-	-
Acctg Techn	4.3	6	6	1,214-1,551	96,508	98,996

4300 DEPARTMENT OF DEVELOPMENTAL SERVICES—Continued

ORGANIZATIONAL UNIT	NUMBER OF POSITIONS			EXPENDITURES			
	Classification	Filled 1983-84	Authorized 1984-85	Proposed 1985-86	Actual 1983-84	Estimated 1984-85	Proposed 1985-86
					SALARY RANGE		
	Sr Acct Clk	0.7	-	-	1,214-1,551	-	-
	Office Asst II-Typing	1.4	3	3	1,048-1,367	39,842	41,138
	Acct Clk II	2.8	1	1	1,087-1,367	15,028	15,120
	Bookkeeping Mach Opr II	0.5	1	1	1,126-1,309	15,708	15,708
Fiscal Systems Section:							
	Staff Services Mgr II-Supvry	1	1	1	2,651-3,200	38,400	38,400
	Staff Services Mgr I	1	1	1	2,415-2,913	34,956	34,956
	Assoc Adm Analyst	3	3	3	2,197-2,651	94,582	95,436
	Asst Adm Analyst	2	2	2	1,827-2,197	46,524	48,714
	Mgt Services Techn	1	1	1	1,177-1,565	17,244	17,976
	Office Techn-Typing	0.7	1	1	1,214-1,551	17,100	17,100
	Office Asst II-Gen	0.5	-	-	1,048-1,309	-	-
	Office Asst I-Gen	-	1	1	944-1,087	11,790	12,156
Audits Appeals Section:							
	Gen Auditor III	1	1	1	2,197-2,651	31,812	31,812
	Totals	37.7	40	40	\$897,737	\$966,322	\$980,342
Patient Benefits And Accounts Br.:							
	Patient Benefit & Ins Off V	1	1	1	3,128-3,780	45,360	45,360
	Patient Benefit & Ins Off IV	2	2	2	2,717-3,279	74,730	76,449
	Patient Benefit & Ins Off III	5	6	6	2,472-2,983	214,776	214,776
	Prog Administrator I	1	-	-	2,472-2,983	-	-
	Staff Services Mgr I	0.9	1	1	2,415-2,913	28,980	30,348
	Assoc Adm Analyst	0.4	-	-	2,197-2,651	-	-
	Patient Benefit & Ins Off II	9	9	9	2,150-2,591	274,536	275,748
	Patient Benefit & Ins Off I	11.6	13	13	1,959-2,360	354,268	360,843
	Supvng Acct Clk I	2	2	2	1,358-1,611	38,604	38,664
	Office Techn	4.8	9	9	1,214-1,551	142,282	145,168
	Sr Acct Clk	1.2	2	2	1,214-1,551	33,040	33,736
	Secty	2.1	2	2	1,236-1,512	34,896	34,896
	Office Services Supvr I-Filing	1	1	1	1,214-1,425	17,100	17,100
	Office Asst II	7.7	9.5	9.5	1,048-1,367	136,941	138,809
	Acct Clk II	6.3	8	8	1,087-1,367	115,846	117,692
	Steno	2.9	3	3	1,029-1,339	46,548	46,548
	Office Asst I	-	4	4	944-1,087	47,526	49,014
Patient Ben & Accts.-Medi-Cal:							
	Patient Benefit & Ins Off III	1	1	1	2,472-2,983	31,848	33,372
	Social Service Consultant III	2	2	2	2,197-2,651	63,624	63,624
	Patient Benefit & Ins Off II	2	2	2	2,150-2,591	62,184	62,184
	Sr Acct Clk	1	1	1	1,214-1,551	17,100	17,100
	Acct Clk II	1.8	2	2	1,087-1,367	30,240	30,240
	Steno	1	1	1	1,029-1,339	15,396	15,396
	Totals	67.7	81.5	81.5	\$1,570,216	\$1,825,825	\$1,847,067
Uniform Fiscal System:							
	Staff Services Mgr II-Supvry	0.9	1	1	2,651-3,200	38,400	38,400
	Totals	0.9	1	1	\$40,951	\$38,400	\$38,400
	Totals, Administration Division	203.2	237	237	\$4,870,064	\$5,727,063	\$5,815,247
	Temporary Help	25.8	4.5	4.5	295,142	62,748	62,748
	Overtime	-	-	-	3,916	25,505	25,505
TOTALS, AUTHORIZED POSITIONS (HEAD-QUARTERS)		406.8	416	403	\$10,158,358	\$10,922,376	\$10,792,827
	Regular/Ongoing	381	411.5	398.5	9,859,300	10,834,123	10,704,574
	Temporary Help, Headquarters	2.2	4.5	4.5	30,140	62,748	62,748
	Temporary Help, Manpower	23.6	-	-	265,002	-	-
	Overtime, Headquarters	-	-	-	3,916	25,505	25,505
Agnews State Hospital Administration:							
Executive:							
	Office Of Prog Review Consultant	1	1	1	4,795-5,639	66,720	66,720
	C.E.A. III	1	1	1	3,357-4,464	53,568	53,568
	C.E.A. II	1	1	1	3,052-4,057	48,684	48,684
	Hosp Administrator	1	1	1	3,357-4,057	40,928	42,904
	Coordinator-Nursing Services	1	1	1	2,651-3,200	38,400	38,400
	Staff Services Mgr II-Supvry	0.7	-	-	2,651-3,200	-	-
	Office Of Prog Review Consultant	1	-	-	2,529-3,052	-	-
	Community Liaison Rep	1	1	1	2,529-3,052	36,624	36,624
	Hosp Adm Resident IV	-	1	1	2,415-2,913	28,980	30,348
	Hosp Adm Resident III	0.4	1	1	2,197-2,651	28,868	30,234
	Clients-Patients Rights Advocate	1	1	1	2,197-2,651	31,812	31,812
	Asst To Medical Director	0.2	1	1	2,197-2,651	26,682	27,972
	Adm Asst II	0.6	-	-	2,197-2,651	-	-
	Assoc Govtl Program Analyst	0.3	-	-	2,197-2,651	-	-
	Sr Special Investigator	0.9	1	1	2,113-2,546	30,552	30,552
	Staff Services Analyst-Gen	0.5	1	1	1,407-2,197	16,884	17,604
	Energy Analyst	-	1	1	1,407-2,197	22,859	23,934
	Office Services Supvr II-Gen	0.7	-	-	1,358-1,768	-	-
	Psychiatric Techn	0.2	1	1	1,376-1,706	20,472	20,472
	Exec Secty I	2	2	2	1,389-1,653	39,672	39,672
	Office Techn-Typing	0.4	1	1	1,214-1,551	14,568	15,120
	Secty	1	1	1	1,236-1,512	17,808	17,808
	Office Asst II-Typing	1.4	1	1	1,048-1,367	14,568	14,568
	Totals	17.3	19	19	\$541,309	\$578,649	\$586,996

4300 DEPARTMENT OF DEVELOPMENTAL SERVICES—Continued

ORGANIZATIONAL UNIT Classification	NUMBER OF POSITIONS			EXPENDITURES		
	Filled 1983-84	Authorized 1984-85	Proposed 1985-86	Actual 1983-84	Estimated 1984-85	Proposed 1985-86
Medical Records:				SALARY RANGE		
Medical Record Off	1	1	1	1,768-2,336	23,268	24,348
Office Services Supvr II-Gen	1	1	1	1,358-1,768	19,332	19,332
Sr Medical Transcriber	0.5	1	1	1,331-1,729	18,222	18,768
Health Record Techn II	1	1	1	1,358-1,611	19,092	19,332
Office Techn-Typing	1	1	1	1,214-1,551	16,288	16,984
Medical Transcriber	1.5	1	1	1,191-1,517	15,267	15,882
Health Record Techn I	2	6	6	1,214-1,425	90,326	93,926
Office Asst II-Typing	5.1	9	9	1,048-1,367	121,311	122,715
Totals	13.1	21	21	\$204,251	\$323,106	\$331,287
Fiscal Section:						
Sr Acctg Off-Supvr	1	1	1	2,197-2,651	31,812	31,812
Accountant I - Supvr	1	1	1	1,401-1,827	19,180	19,816
Sr Acct Clk	2	2	2	1,214-1,551	34,200	34,200
Office Techn-Typing	0.5	2	2	1,214-1,551	30,943	32,122
Office Services Supvr I-Gen	1	1	1	1,214-1,551	17,100	17,100
Acct Clk II	0.4	2	2	1,087-1,367	28,115	28,970
Office Asst II-Typing	1.3	1	1	1,048-1,367	13,497	13,707
Steno	0.6	-	-	1,029-1,339	-	-
Totals	7.8	10	10	\$137,008	\$174,847	\$177,727
Trust Section:						
Trust Unit:						
Patient Benefit & Ins Off I	1	1	1	1,959-2,360	28,320	28,320
Office Services Supvr I-Typing	1	1	1	1,214-1,551	17,100	17,100
Office Asst II-Typing	0.7	1	1	1,048-1,367	13,164	13,164
Acct Clk II	2.5	3	3	1,087-1,367	44,412	44,946
Totals	5.2	6	6	\$89,189	\$102,996	\$103,530
Eligibility Unit:						
Office Techn-Typing	0.4	-	-	1,214-1,551	-	-
Acct Clk II	-	1	1	1,087-1,367	13,409	13,850
Totals	0.4	1	1	\$7,148	\$13,409	\$13,850
Totals, Trust	5.6	7	7	\$96,337	\$116,405	\$117,380
Personnel Section:						
Staff Services Mgr I	0.6	1	1	2,415-2,913	31,202	32,701
Assoc Personnel Analyst	1	1	1	2,197-2,651	31,812	31,812
Hosp Health & Safety Coordinator	0.8	1	1	2,197-2,651	28,980	30,348
Personnel Asst II	1.1	2	2	1,481-1,768	40,980	41,864
Personnel Asst I	7.2	9	9	1,126-1,551	158,810	163,254
Office Techn-Typing	1.5	1	1	1,214-1,551	14,844	15,414
Office Asst II-Typing	1.4	1	1	1,048-1,367	12,954	13,374
Totals	13.6	16	16	\$252,739	\$319,582	\$328,767
Communications Section:						
Sr Telephone Opr	1	1	1	1,214-1,425	17,100	17,100
Telephone Opr	5.2	5	5	1,048-1,214	70,792	71,632
Totals	6.2	6	6	\$90,467	\$87,892	\$88,732
Training:						
Psychiatric Nursing Educ Director	1	1	1	2,251-2,717	32,604	32,604
Trng Off I	1	1	1	2,197-2,651	30,006	31,446
Nurse Instructor	1	1	1	2,051-2,472	29,664	29,664
Office Asst II-Gen	1	1	1	1,048-1,309	14,568	14,568
Totals	4	4	4	\$101,466	\$106,842	\$108,282
Protective Services:						
Hosp Peace Off II	1	1	1	1,757-2,113	25,356	25,356
Hosp Peace Off I	6	6	6	1,604-1,924	135,095	137,604
Totals	7	7	7	\$149,719	\$160,451	\$162,960
Totals, Administration	74.6	90	90	\$1,573,296	\$1,867,774	\$1,902,131
Clinical Services:						
Program Administration:						
Prog Director-Medical	0.7	-	-	5,033-5,694	-	-
Prog Director-Develmt Programs	6.5	7	7	2,651-3,200	267,066	268,368
Prog Asst-Develmt Programs	6.1	7	7	2,415-2,913	234,840	236,334
Nursing Coordinator	6	7	7	2,251-2,717	222,636	223,944
Health Services Specialist I	17.2	19	19	1,868-2,251	510,118	512,220
Office Techn-Typing	3	4	4	1,214-1,551	61,726	64,068
Office Asst II-Typing	3.1	3	3	1,048-1,367	39,492	39,492
Totals	42.6	47	47	\$1,218,264	\$1,335,878	\$1,344,426
Level Of Care:						
Professional:						
Staff Psychiatrist	2.5	3	3	4,156-5,429	178,356	180,804
Physician & Surgeon	13	11	11	3,780-5,429	737,555	740,506
Sr Psychologist	1	2	2	2,651-3,200	70,212	71,736
Psychologist	14.6	17	17	2,415-2,913	557,892	570,888
Teacher	31	40	40	1,827-2,778	1,207,551	1,230,845
Teacher-High School Education	1	1	1	1,827-2,778	30,348	30,348
Psychiatric Social Worker	14.4	19	19	1,827-2,197	473,692	482,570

4300 DEPARTMENT OF DEVELOPMENTAL SERVICES—Continued

ORGANIZATIONAL UNIT	NUMBER OF POSITIONS			EXPENDITURES			
	Classification	Filled 1983-84	Authorized 1984-85	Proposed 1985-86	Actual 1983-84	Estimated 1984-85	Proposed 1985-86
				SALARY RANGE			
Psychology Assoc	1.4	2	2	2,002-2,197	50,388	51,540	
Phys Therapist II	0.6	1	1	1,827-2,197	26,364	26,364	
Audiologist I	0.5	3	3	1,666-2,002	72,072	72,072	
Speech Pathologist Applicant	-	1	1	1,591-1,912	22,944	22,944	
Speech Pathologist I	0.7	3	3	1,591-1,912	68,832	68,832	
Audiologist License Applicant	-	1	1	1,591-1,912	22,944	22,944	
Rehab Therapist	49.4	60	60	1,523-1,827	1,239,437	1,258,763	
Hosp Social Worker I	1	1	1	1,437-1,712	20,544	20,544	
Social Work Assoc	1.7	2	2	1,407-1,673	40,152	40,152	
Occupational Therapy Asst	0.5	1	1	1,222-1,437	14,946	15,540	
Totals	133.3	168	168	\$3,720,043	\$4,834,229	\$4,907,392	
Nursing:							
Registered Nurse III	8.8	10	10	1,868-2,472	260,928	263,112	
Registered Nurse II	148.9	175.6	175.6	1,706-2,472	4,166,444	4,185,948	
Registered Nurse I	12.5	21	21	1,591-2,303	426,176	426,176	
Unit Supvr	25.8	31	31	1,868-2,251	782,442	803,717	
Develmt Specialist	8.5	10	10	1,630-1,959	231,132	232,044	
Sr Psychiatric Techn	65.5	68	68	1,491-1,868	1,484,335	1,494,222	
Rehab Therapist-Recr	0.5	1	-	1,523-1,827	-	-	
Graduate Student Asst	1	1	1	1,156-1,750	14,376	14,952	
Psychiatric Techn	276.7	328.9	328.9	1,376-1,706	6,143,680	6,247,044	
Pre-Registered Nurse	3.4	5	5	1,523-1,666	92,420	96,500	
Licensed Voc Nurse	94.6	95	95	1,274-1,506	1,663,289	1,714,052	
Pre-Licensed Psychiatric Techn	18.5	29	29	1,269-1,376	451,596	469,728	
Teaching Asst	2.9	3	3	1,156-1,347	48,121	48,492	
Psychiatric Techn Trainee	45.1	53	53	1,177-1,269	795,579	813,661	
Student Asst	0.5	2.5	2.5	935-1,246	28,754	29,758	
Hosp Worker	51.2	55	55	1,038-1,198	767,278	778,274	
Psychiatric Techn Candidate	46.6	42	42	1,075-1,156	558,381	576,690	
Totals	811	930	930	\$15,532,613	\$17,914,931	\$18,194,370	
Level of Care Overtime	-	-	-	424,765	-	-	
Totals, Level of Care	944.3	1,098	1,098	\$19,677,421	\$22,749,160	\$23,101,762	
Central Program Services:							
Physician & Surgeon	0.8	1.5	1.5	3,780-5,429	68,040	71,334	
Chief Central Prog Services	1	1	1	2,529-3,052	36,624	36,624	
Asst Chief Central Prog Services	2	2	2	2,303-2,778	63,342	64,782	
Teacher-Speech Develmt & Corr	4.7	1	1	1,827-2,778	33,336	33,336	
Catholic Chaplain	1	1	1	2,002-2,415	28,980	28,980	
Protestant Chaplain	1	1	1	2,002-2,415	28,980	28,980	
Supvr-Sheltered Workshop	0.4	1	1	1,912-2,303	22,944	24,024	
Coordinator-Volunteer Services	1	1	1	1,745-2,098	25,176	25,176	
Audiologist I	0.8	-	-	1,666-2,002	-	-	
Supportive Equipt Adapter	2	2	2	1,666-2,002	47,058	48,048	
Speech Pathologist Applicant	1.5	-	-	1,591-1,912	-	-	
Audiologist License Applicant	1.6	-	-	1,591-1,912	-	-	
Speech Pathologist I	2	-	-	1,591-1,912	-	-	
Phys Therapist I	0.3	-	-	1,591-1,912	-	-	
Rehab Therapist	5.4	-	-	1,523-1,827	-	-	
Industrial Therapist	1	1	1	1,523-1,827	21,924	21,924	
Psychiatric Techn	4.3	7	7	1,376-1,706	110,712	112,176	
Barbershop Mgr	0.2	1	1	1,265-1,630	15,648	16,290	
Beauty Shop Mgr	1	1	1	1,265-1,630	17,892	17,892	
Office Techn-Typing	2.2	2	2	1,214-1,551	32,866	34,200	
Office Asst II-Typing	1	1	1	1,048-1,367	14,568	14,568	
Psychiatric Techn Trainee	-	-	-	1,177-1,269	-	-	
Student Asst	0.1	1	1	935-1,246	11,220	11,220	
Temporary Help	4.8	0.5	0.5	(63,424)	87,934	87,934	
Totals	40.1	26	26	\$901,922	\$667,244	\$677,488	
Pharmacy:							
Pharmacist II	1	1	1	2,778-3,052	36,624	36,624	
Pharmacist I	4	4	4	2,529-2,778	133,217	133,344	
Pharmacy Asst	2	3	3	1,214-1,425	49,908	50,604	
Totals	7	8	8	\$191,238	\$219,749	\$220,572	
Dental Services:							
Dentist	1	1	1	3,440-4,816	54,852	54,852	
Dental Hygienist	1	1	1	1,706-2,051	24,612	24,612	
Dental Asst	1	2	2	1,177-1,498	30,912	31,458	
Totals	3	4	4	\$93,258	\$110,376	\$110,922	
Public Health-Employee Health:							
Chief Of Professional Educ	1	1	1	5,033-5,694	68,328	68,328	
Registered Nurse III	1	1	1	1,868-2,472	27,012	27,012	
Registered Nurse II	1	1	1	1,706-2,472	24,612	24,612	
Public Health Nurse I	0.5	1	1	1,786-2,150	21,842	22,871	
Office Techn-Typing	1	1	1	1,214-1,551	16,578	17,100	
Totals	4.5	5	5	\$142,511	\$158,372	\$159,923	
Medical Ancillary:							
Physician & Surgeon	1	4	4	3,780-5,429	219,204	223,596	
Podiatrist	0.9	1	1	2,415-3,200	34,821	34,956	
Registered Nurse II	2	2	2	1,706-2,472	49,224	49,224	

4300 DEPARTMENT OF DEVELOPMENTAL SERVICES—Continued

ORGANIZATIONAL UNIT	NUMBER OF POSITIONS			EXPENDITURES			
	Classification	Filled 1983-84	Authorized 1984-85	Proposed 1985-86	Actual 1983-84	Estimated 1984-85	Proposed 1985-86
					SALARY RANGE		
Electroencephalographic Techn	1	1	1	1,462-1,745	20,940	20,940	
Psychiatric Techn	2	2	2	1,376-1,706	39,240	39,240	
Secty	1	1	1	1,236-1,512	17,808	17,808	
Licensed Voc Nurse	1	1	1	1,274-1,506	18,072	18,072	
Hosp Worker	1	1	1	1,038-1,198	14,376	14,376	
Totals	9.9	13	13	\$244,915	\$413,685	\$418,212	
Laboratory-Radiology:							
Pathologist	0.3	0.3	0.3	4,360-5,429	16,287	16,287	
Supvng Clinical Lab Technologist	0.8	1	1	2,098-2,529	-	-	
Sr Clinical Lab Technologist	1	1	1	1,912-2,529	27,636	27,636	
Clinical Lab Technologist	2	3	3	1,827-2,303	72,786	73,836	
Microbiologist I	1	1	1	1,827-2,197	26,364	26,364	
X-Ray Techn	1	1	1	1,462-1,912	20,940	20,940	
Office Asst II-Gen	1	1	1	1,048-1,309	14,568	14,568	
Totals	7.1	8.3	8.3	\$176,178	\$178,581	\$179,631	
Projects:							
Foster Grandparent Program:							
Rehab Therapist	-	1	1	1,523-1,827	21,924	21,924	
Office Techn	-	1	1	1,214-1,551	16,770	17,502	
Temporary Help	32.2	-	-	(144,412)	142,520	142,520	
Totals	32.2	2	2	\$144,412	\$181,214	\$181,946	
Compensatory Education:							
Temporary Help	4.4	-	-	65,558	-	-	
Recruitment Training:							
Temporary Help	20.7	-	-	301,147	-	-	
Totals, Clinical Services	1,115.8	1,211.3	1,211.3	\$23,156,824	\$26,014,259	\$26,394,882	
Support Services:							
Service And Supply:							
Hosp Gen Services Administrator II ..	1	1	1	2,197-2,651	31,812	31,812	
Warehouse Mgr I	1	1	1	1,745-2,303	24,984	25,176	
Property Clk I	1	1	1	1,401-1,827	19,992	19,992	
Materials & Stores Supvr I	2.3	2	2	1,401-1,827	39,984	39,984	
Office Services Supvr I-Gen	1	1	1	1,214-1,551	17,100	17,100	
Stock Clk	1.3	1	1	1,168-1,486	16,404	16,404	
Laborer	1	1	1	1,342-1,462	17,544	17,544	
Office Asst II-Typing	1	1	1	1,048-1,367	14,568	14,568	
Mach Opr I-Gen	-	1	1	1,135-1,321	13,908	14,400	
Office Asst II-Gen	1	1	1	1,048-1,309	14,568	14,568	
Totals	10.6	11	11	\$201,314	\$210,864	\$211,548	
Food Service:							
Director Of Dietetics	1	1	1	2,197-2,651	31,812	31,812	
Asst Director Of Dietetics	1	2	2	1,827-2,197	49,871	51,540	
Food Administrator I	1	1	1	1,706-2,051	24,612	24,612	
Clinical Dietitian	2.6	3	3	1,591-1,912	61,556	64,460	
Materials & Stores Supvr I	0.7	1	1	1,401-1,827	19,992	19,992	
Baker II	0.6	-	-	1,371-1,786	-	-	
Food Service Supvr II	1	1	1	1,371-1,786	19,560	19,560	
Supvng Cook I	3	4	4	1,371-1,786	74,329	75,876	
Cook II	8.5	10	10	1,265-1,630	169,833	172,607	
Food Service Supvr I	4	4	4	1,222-1,565	66,396	66,960	
Stock Clk	0.7	1	1	1,168-1,486	16,358	16,404	
Cook I	0.9	1	1	1,135-1,437	15,436	15,852	
Food Service Worker II	21.3	24	24	1,095-1,376	356,149	360,713	
Office Asst II-Typing	0.8	1	1	1,048-1,367	13,164	13,164	
Food Service Worker I	63.7	77.7	77.7	1,018-1,269	1,062,045	1,075,890	
Service Asst-Food	4.8	4	4	935-1,075	49,306	50,841	
Totals	115.6	135.7	135.7	\$1,683,068	\$2,030,419	\$2,060,283	
Clothing:							
Clothing Center Mgr	1	1	1	1,557-1,868	22,416	22,416	
Seamer	1	2	2	1,265-1,630	33,384	34,020	
Asst Seamer	2	2	2	1,095-1,376	30,174	30,456	
Food Service Worker I	-	-	-	1,018-1,269	-	-	
Totals	4	5	5	\$68,177	\$85,974	\$86,892	
Housekeeping-Public Areas:							
Janitor Supvr III	1	1	1	1,342-1,745	19,092	19,092	
Supvng Housekeeper II	1	1	1	1,239-1,591	17,544	17,544	
Janitor	7.5	8.5	8.5	1,038-1,294	120,127	121,533	
Totals	9.5	10.5	10.5	\$137,710	\$156,763	\$158,169	
Housekeeping-Treatment Areas:							
Supvng Housekeeper I	1	2	2	1,114-1,407	29,208	29,670	
Janitor	54.3	59	59	1,038-1,294	837,645	844,277	
Service Asst-Janitor	4	4	4	967-1,114	50,379	51,969	
Service Asst-Hosp	2	2	2	967-1,114	26,519	26,904	
Totals	61.3	67	67	\$833,494	\$943,751	\$952,820	

4300 DEPARTMENT OF DEVELOPMENTAL SERVICES—Continued

ORGANIZATIONAL UNIT	NUMBER OF POSITIONS			EXPENDITURES		
	Filled 1983-84	Authorized 1984-85	Proposed 1985-86	Actual 1983-84	Estimated 1984-85	Proposed 1985-86
Classification						
Laundry:				SALARY RANGE		
Laundry Supvr II	1	1	1	1,491-1,959	21,432	21,432
Laundry Supvr I	2	2	2	1,265-1,630	35,784	35,784
Laundry Worker	22.4	28	28	1,135-1,437	422,339	431,739
Launderer	2.3	2	2	1,095-1,376	30,456	30,456
Launderer Asst	6.4	5	5	1,018-1,269	65,304	67,446
Totals	34.1	38	38	\$494,992	\$575,315	\$586,857
Transportation:						
Auto Pool Mgr I	0.2	1	1	1,666-2,197	23,124	24,024
Auto Mechanic	1.7	2	2	1,666-2,002	41,916	42,864
Auto Equipt Opr II	0.8	1	1	1,666-2,002	19,992	20,940
Auto Equipt Opr I	13.4	15	15	1,523-1,827	296,636	299,280
Totals	16.1	19	19	\$313,908	\$381,668	\$387,108
Totals, Support Services	251.2	286.2	286.2	\$3,732,663	\$4,384,754	\$4,443,677
Plant Operations:						
Administration:						
Chief - Plant Operation III	1	1	1	2,450-2,954	33,036	34,632
Chief - Plant Operation I	1.3	2	2	2,230-2,691	58,290	61,252
Energy Analyst	0.9	-	-	1,407-2,197	-	-
Boiler Room Tender	-	-	-	1,824-2,006	-	-
Rehab Therapist-Occupational	0.1	-	-	1,523-1,827	-	-
Office Asst II-Typing	2	2	2	1,048-1,367	28,152	28,152
Totals	5.3	5	5	\$116,795	\$120,108	\$124,036
Maintenance Of Structures:						
Plumber II	0.7	1	1	1,959-2,360	25,800	25,800
Painter Supvr	0.3	1	1	1,959-2,360	25,800	25,800
Plumber I	3.9	5	5	1,868-2,251	118,570	121,404
Painter II	0.7	-	-	1,868-2,251	-	-
Carpenter II	1	1	1	1,868-2,251	24,612	24,612
Mason I	1	1	1	1,786-2,150	23,508	23,508
Glazier	1	1	1	1,786-2,150	23,508	23,508
Locksmith	1	1	1	1,786-2,150	23,235	23,508
Painter I	1.9	4	4	1,786-2,150	91,929	93,213
Carpenter I	2.6	3	3	1,786-2,150	68,667	69,978
Upholsterer	1	1	1	1,491-1,959	21,432	21,432
Bldg & Maint Worker	6.1	8	8	1,557-1,868	158,966	162,408
Pest Control Techn	1	1	1	1,523-1,666	19,992	19,992
Totals	22.2	28	28	\$479,745	\$626,019	\$635,163
Maintenance Of Grounds:						
Supvng Groundskeeper II	1	1	1	1,745-2,303	25,176	25,176
Tractor Opr-Laborer	1	1	1	1,673-2,011	22,020	22,020
Groundskeeper	3.4	5	5	1,342-1,666	89,562	90,282
Totals	5.4	7	7	\$105,350	\$136,758	\$137,478
Utilities Water And Sewage:						
Chief Engr I	0.7	1	1	2,253-2,478	29,626	29,626
Electrician Supvr	0.3	1	1	2,051-2,472	27,012	27,012
Stationary Engr	11.9	17	17	1,931-2,361	490,404	490,404
Electrician II	0.7	-	-	1,959-2,360	-	-
Electrician I	2.6	3	3	1,868-2,251	69,534	71,812
Steamfitter	0.8	1	1	1,868-2,251	22,962	24,060
Boiler Room Tender	3.7	-	-	1,824-2,006	-	-
Totals	20.7	23	23	\$498,760	\$639,538	\$642,914
Fire Protection:						
Fire Chief	1	1	1	2,018-2,431	29,172	29,172
Fire Fighter	7	7	7	1,679-2,018	167,106	169,030
Temporary Help	1.6	0.6	0.6	(16,611)	36,372	36,372
Totals	9.6	8.6	8.6	\$187,483	\$232,650	\$234,574
Totals, Plant Operations	63.2	71.6	71.6	\$1,388,133	\$1,755,073	\$1,774,165
Overtime	-	-	-	(150,797)	-	-
Totals, Agnews State Hospital	1,504.8	1,659.1	1,659.1	\$30,001,713	\$34,021,860	\$34,514,855
Camarillo State Hospital						
Administration:						
Executive:						
Medical Director	0.6	1	1	5,278-5,722	67,734	68,664
Office Of Prog Review Consultant	0.6	1	1	4,795-5,639	57,540	60,396
C.E.A. III	1	1	1	3,357-4,464	53,568	53,568
Hosp Administrator	0.4	1	1	3,357-4,057	40,284	42,216
C.E.A. II	0.3	1	1	3,052-4,057	43,936	46,070
Prog Director-Develmt Programs	0.3	-	-	2,651-3,200	-	-
Coordinator-Nursing Services	1	1	1	2,651-3,200	38,400	38,400
Asst Hosp Administrator	1	1	1	2,651-3,200	38,400	38,400
Stds Compliance Coordinator	0.3	1	1	2,529-3,052	33,336	34,956
Community Liaison Rep	0.7	2	2	2,529-3,052	73,248	73,248
Office Of Prog Review Consultant	1.3	-	-	2,529-3,052	-	-
Prog Asst-Develmt Programs	0.3	-	-	2,415-2,913	-	-
Nursing Coordinator	0.3	-	-	2,251-2,717	-	-
Asst To Medical Director	1	1	1	2,197-2,651	31,812	31,812

4300 DEPARTMENT OF DEVELOPMENTAL SERVICES—Continued

ORGANIZATIONAL UNIT Classification	NUMBER OF POSITIONS			EXPENDITURES		
	Filled 1983-84	Authorized 1984-85	Proposed 1985-86	Actual 1983-84	Estimated 1984-85	Proposed 1985-86
				SALARY RANGE		
Clients-Patients Rights Advocate	1	1	1	2,197-2,651	31,812	31,812
Hosp Adm Resident III	0.4	-	-	2,197-2,651	-	-
Sr Special Investigator	1	1	1	2,113-2,546	30,552	30,552
Health Services Specialist I	0.7	-	-	1,868-2,251	-	-
Unit Supvr	0.1	-	-	1,868-2,251	-	-
Exec Secty I	1.1	1	1	1,389-1,653	19,836	19,836
Office Techn-Typing	1.1	3	3	1,214-1,551	49,712	50,372
Sr Steno	0.3	1	1	1,236-1,512	17,448	17,448
Secty	1	1	1	1,236-1,512	17,330	17,448
Office Asst II-Typing	0.3	1	1	1,048-1,367	14,568	14,568
Steno	0.3	1	1	1,029-1,339	15,396	15,396
Office Asst II-Gen	0.3	1	1	1,048-1,309	14,568	14,568
Totals	16.7	22	22	\$546,717	\$689,480	\$699,730
Medical Records:						
Prog Director-Develmt Programs	0.3	-	-	2,651-3,200	-	-
Nursing Coordinator	0.2	-	-	2,251-2,717	-	-
Health Services Specialist I	0.7	-	-	1,868-2,251	-	-
Office Services Supvr II-Gen	1	1	1	1,358-1,768	19,332	19,332
Sr Medical Transcriber	1	1	1	1,331-1,729	18,924	18,924
Social Work Assoc	0.3	1	1	1,407-1,673	20,076	20,076
Health Record Techn II	2	3	3	1,358-1,611	54,292	56,536
Office Techn-Gen	0.3	-	-	1,214-1,551	-	-
Office Techn-Typing	3.8	1	1	1,214-1,551	15,208	15,844
Office Services Supvr I-Typing	0.7	-	-	1,214-1,551	-	-
Medical Transcriber	6.6	6	6	1,191-1,517	97,992	98,532
Sr Steno	0.7	-	-	1,236-1,512	-	-
Health Record Techn I	12.9	15	15	1,214-1,425	244,964	250,099
Office Services Supvr I-Filing	1	1	1	1,214-1,425	17,100	17,100
Medical Steno	1.2	2	2	1,191-1,395	33,480	33,480
Office Asst II-Typing	9.6	4	4	1,048-1,367	58,272	58,272
Steno	1	-	-	1,029-1,339	-	-
Word Processing Techn	3.6	5	5	1,048-1,309	68,551	70,418
Office Asst II-Gen	12.1	7.5	7.5	1,048-1,309	107,382	108,066
Office Asst I-Typing	-	1	1	976-1,126	12,156	12,546
Office Asst I-Gen	-	1	1	944-1,087	11,790	12,156
Totals	59	49.5	49.5	\$915,814	\$779,519	\$791,381
Fiscal Section:						
Sr Acctg Off-Supvr	1	1	1	2,197-2,651	31,812	31,812
Sr Acct Clk	1.5	2	2	1,214-1,551	33,156	33,852
Acctg Techn	1.7	3	3	1,214-1,551	48,768	49,320
Office Techn-Typing	0.6	1	1	1,214-1,551	15,512	16,172
Medical Transcriber	0.4	-	-	1,191-1,517	-	-
Sr Steno	0.3	-	-	1,236-1,512	-	-
Acct Clk II	3.4	3	3	1,087-1,367	45,360	45,360
Totals	8.9	10	10	\$151,606	\$174,608	\$176,516
Trust Section:						
Trust Unit:						
Patient Benefit & Ins Off II	1	1	1	2,150-2,591	31,092	31,092
Office Services Supvr I-Typing	0.7	1	1	1,214-1,551	15,561	16,230
Office Techn-Typing	0.3	1	1	1,214-1,551	15,512	16,172
Sr Steno	1	1	1	1,236-1,512	17,808	17,808
Acct Clk II	2	3	3	1,087-1,367	44,448	45,176
Office Asst II-Typing	5	4	4	1,048-1,367	58,632	58,632
Steno	0.3	-	-	1,029-1,339	-	-
Bookkeeping Mach Opr II	1	1	1	1,126-1,309	15,708	15,708
Office Asst I-Typing	-	-	-	976-1,126	-	-
Totals	11.3	12	12	\$181,688	\$198,761	\$200,818
Eligibility Unit:						
Social Work Assoc	0.8	1	1	1,407-1,673	17,244	17,994
Office Services Supvr I-Typing	1	1	1	1,214-1,551	16,230	16,926
Office Techn-Typing	2	3	3	1,214-1,551	46,536	48,516
Office Asst II-Typing	1	-	-	1,048-1,367	-	-
Totals	4.8	5	5	\$72,806	\$80,010	\$83,436
Totals, Trust Section	16.1	17	17	\$254,494	\$278,771	\$284,254
Personnel Section:						
Staff Services Mgr I	1	1	1	2,415-2,913	34,956	34,956
Hosp Health & Safety Coordinator	0.8	1	1	2,197-2,651	25,800	27,090
Personnel Asst III	1	1	1	1,611-1,939	23,268	23,268
Personnel Asst II	1	1	1	1,481-1,768	21,003	21,216
Graduate Student Asst	-	1	1	1,156-1,750	16,524	17,244
Personnel Asst I	10.8	12	12	1,126-1,551	216,756	218,772
Sr Steno	1	1	1	1,236-1,512	17,448	17,448
Office Asst II-Typing	1	1	1	1,048-1,367	14,568	14,568
Office Asst II-Gen	0.3	-	-	1,048-1,309	-	-
Totals	16.9	19	19	\$325,644	\$370,323	\$374,562
Communications Section:						
Supvng Telephone Opr	1	1	1	1,358-1,611	19,332	19,332
Telephone Opr	6.2	7	7	1,048-1,214	101,402	101,822
Totals	7.2	8	8	\$107,558	\$120,734	\$121,154

4300 DEPARTMENT OF DEVELOPMENTAL SERVICES—Continued

ORGANIZATIONAL UNIT	NUMBER OF POSITIONS			EXPENDITURES		
	Classification	Filled 1983-84	Authorized 1984-85	Proposed 1985-86	Actual 1983-84	Estimated 1984-85
Training:				SALARY RANGE		
Psychiatric Nursing Educ Director	0.3	1	1	2,251-2,717	32,604	32,604
Trng Off I	1	1	1	2,197-2,651	31,812	31,812
Nurse Instructor	5	6	6	2,051-2,472	177,984	177,984
Health Facilities Rep Nurse	0.3	-	-	1,868-2,251	-	-
Office Asst II-Typing	0.7	2	2	1,048-1,367	29,136	29,136
Totals	7.3	10	10	\$204,212	\$271,536	\$271,536
Protective Services:						
Hospital Peace Off II	1	1	1	1,757-2,113	25,356	25,356
Hospital Peace Off I	7.3	8	8	1,604-1,924	176,376	179,184
Totals	8.3	9	9	\$182,681	\$201,732	\$204,540
Overtime	-	-	-	(206,818)	-	-
Totals, Administration	140.4	144.5	144.5	\$2,895,544	\$2,886,703	\$2,923,673
Clinical Services:						
Mentally Disabled Unit:						
Program Administration:						
Prog Director-Gen Med & Surg Prog	1	1	1	5,033-5,694	60,396	63,336
Prog Director-Mental Programs	4.4	5	5	2,651-3,200	191,112	192,000
Stds Compliance Coordinator	0.7	-	-	2,529-3,052	-	-
Community Liaison Rep	0.7	-	-	2,529-3,052	-	-
Office Of Prog Review Consultant	2.7	-	-	2,529-3,052	-	-
Prog Asst-Mental Programs	6.9	7	7	2,415-2,913	243,747	244,692
Nursing Coordinator	4.9	5	5	2,251-2,717	163,020	163,020
Health Services Specialist I	26.3	26	26	1,868-2,251	714,300	714,300
Office Techn-Typing	0.9	4	4	1,214-1,551	66,950	67,066
Medical Transcriber	0.3	1	1	1,191-1,517	16,740	16,740
Sr Steno	0.3	1	1	1,236-1,512	17,448	17,448
Office Asst II-Typing	1.3	3	3	1,048-1,367	43,704	43,704
Totals	50.4	53	53	\$1,516,053	\$1,517,417	\$1,522,306
Level Of Care:						
Professional:						
Physician & Surgeon	13.7	20	20	3,780-5,429	1,211,676	1,225,725
Staff Psychiatrist	18.5	23	23	4,156-5,429	1,420,327	1,422,233
Psychology Internship Director	1	1	1	2,651-3,200	38,400	38,400
Psychologist	9.8	14	14	2,415-2,913	481,116	483,426
Teacher	11.4	18	18	1,827-2,778	584,056	587,557
Registered Nurse II	31.8	-	-	1,706-2,472	-	-
Registered Nurse I	1.8	-	-	1,591-2,303	-	-
Unit Supvr	11.1	-	-	1,868-2,251	-	-
Psychiatric Social Worker	28.6	41	41	1,827-2,197	1,034,367	1,048,447
Clinical Psychology Intern	0.6	-	-	1,462-2,098	-	-
Child Care Practitioner	1.3	-	-	1,630-1,959	-	-
Sr Psychiatric Techn	23.7	-	-	1,491-1,868	-	-
Industrial Therapist	0.9	1	1	1,523-1,827	21,924	21,924
Rehab Therapist	16.6	22	22	1,523-1,827	472,522	477,718
Psychiatric Techn	132.7	-	-	1,376-1,706	-	-
Social Work Assoc	1.7	1	1	1,407-1,673	20,076	20,076
Licensed Voc Nurse	4.5	-	-	1,274-1,506	-	-
Office Asst II-Typing	0.6	-	-	1,048-1,367	-	-
Social Service Asst II	0.1	-	-	1,156-1,347	-	-
Teaching Asst	0.7	-	-	1,156-1,347	-	-
Office Asst II-Gen	1.3	-	-	1,048-1,309	-	-
Hosp Worker	8.6	-	-	1,038-1,198	-	-
Support Services Asst-Gen	0.7	-	-	944-1,168	-	-
Service Asst-Hosp	1.2	-	-	967-1,114	-	-
Totals	322.9	141	141	\$8,124,341	\$5,284,464	\$5,325,506
Nursing:						
Physician & Surgeon	3.4	-	-	3,780-5,429	-	-
Staff Psychiatrist	2.5	-	-	4,156-5,429	-	-
Psychologist	2.1	-	-	2,415-2,913	-	-
Teacher	9.3	1	1	1,827-2,778	33,396	33,396
Registered Nurse III	0.8	1	1	1,868-2,472	27,012	27,012
Registered Nurse II	38.4	87.5	87.5	1,706-2,472	2,082,107	2,117,481
Nursing Treatment Specialist	1.3	3	3	1,959-2,360	70,524	73,836
Registered Nurse I	3	4	4	1,591-2,303	84,052	85,016
Unit Supvr	8.7	22	22	1,868-2,251	574,618	580,708
Psychiatric Social Worker	5.3	-	-	1,827-2,197	-	-
Clinical Psychology Intern	0.3	1	1	1,462-2,098	20,940	21,924
Child Care Practitioner	2.5	4	4	1,630-1,959	94,392	94,392
Sr Psychiatric Techn	19.9	52	52	1,491-1,868	1,126,355	1,136,490
Rehab Therapist	5	-	-	1,523-1,827	-	-
Psychiatric Techn	110.8	295.5	295.5	1,376-1,706	5,750,703	5,872,988
Social Work Assoc	0.3	1	1	1,407-1,673	20,076	20,076
Pre-Registered Nurse	0.1	1	1	1,523-1,666	18,276	19,092
Office Techn	-	1	1	1,214-1,551	17,100	17,100
Licensed Voc Nurse	7.3	16	16	1,274-1,506	271,855	279,891
Office Asst II-Typing	0.3	1	1	1,048-1,367	14,568	14,568
Teaching Asst	0.3	1	1	1,156-1,347	13,872	13,872
Office Asst II-Gen	0.8	3	3	1,048-1,309	43,308	43,704
Hosp Worker	8.6	22	22	1,038-1,198	314,264	315,896
Support Services Asst-Gen	0.3	1	1	944-1,168	14,040	14,040

4300 DEPARTMENT OF DEVELOPMENTAL SERVICES—Continued

ORGANIZATIONAL UNIT Classification	NUMBER OF POSITIONS			EXPENDITURES		
	Filled 1983-84	Authorized 1984-85	Proposed 1985-86	Actual 1983-84	Estimated 1984-85	Proposed 1985-86
				SALARY RANGE		
Service Asst-Hosp	0.3	2	2	967-1,114	25,506	25,890
Temporary Help	6.6	-	-	(111,508)	-	-
Overtime	-	-	-	(643,796)	-	-
Totals	238.2	520	520	\$6,259,186	\$10,616,964	\$10,807,372
Totals, Level of Care	561.1	661	661	\$14,383,527	\$15,901,428	\$16,132,878
Totals, Mentally Disabled Unit	611.5	714	714	\$15,899,580	\$17,418,845	\$17,655,184
Alcohol Program:						
Physician & Surgeon	1.1	3	3	3,780-5,429	151,116	155,508
Psychologist-Facility-Clinical	0.6	2	2	2,415-2,913	57,960	60,696
Registered Nurse II	2	2	2	1,706-2,472	49,744	49,744
Unit Supvr	1	1	1	1,868-2,251	27,012	27,012
Psychiatric Social Worker	2.8	3	3	1,827-2,197	74,652	75,672
Sr Psychiatric Techn	2.9	3	3	1,491-1,868	67,304	67,304
Rehab Therapist	1	1	1	1,523-1,827	21,924	21,924
Psychiatric Techn	14.6	30	30	1,376-1,706	543,149	559,293
Pre-Registered Nurse	-	1	1	1,523-1,666	18,276	19,092
Office Asst II-Gen	0.7	1	1	1,048-1,309	14,568	14,568
Totals	26.7	47	47	\$592,655	\$1,025,705	\$1,050,813
Developmentally Disabled Unit:						
Program Administration:						
Prog Director-Develmt Progs	3.2	5	5	2,651-3,200	185,328	187,296
Community Liaison Rep	0.7	-	-	2,529-3,052	-	-
Prog Asst-Develmt Progs	2.8	4	4	2,415-2,913	128,556	131,340
Nursing Coordinator	2.6	4	4	2,251-2,717	120,764	123,430
Health Services Specialist I	7.2	8	8	1,868-2,251	216,976	216,976
Office Techn-Typing	0.2	3	3	1,214-1,551	51,300	51,300
Office Asst II-Typing	0.6	2	2	1,048-1,367	28,696	29,136
Totals	17.3	26	26	\$518,926	\$731,620	\$739,478
Level Of Care:						
Professional:						
Staff Psychiatrist	1.9	2	2	4,156-5,429	130,296	130,296
Physician & Surgeon	6.9	6	6	3,780-5,429	382,512	382,512
Psychologist	9.9	11	11	2,415-2,913	377,058	380,653
Teacher	32.5	40	40	1,827-2,778	1,165,643	1,187,823
Registered Nurse II	20.4	-	-	1,706-2,472	-	-
Nursing Treatment Specialist	0.7	-	-	1,959-2,360	-	-
Registered Nurse I	0.4	-	-	1,591-2,303	-	-
Supvr-Sheltered Workshop	0.6	-	-	1,912-2,303	-	-
Unit Supvr	11	-	-	1,868-2,251	-	-
Psychology Assoc	0.5	2	2	2,002-2,197	50,388	51,540
Psychiatric Social Worker	10.8	12	12	1,827-2,197	299,413	303,422
Develmt Specialist	5.7	-	-	1,630-1,959	-	-
Child Care Practitioner	0.7	-	-	1,630-1,959	-	-
Speech Pathologist Applicant	0.5	-	-	1,591-1,912	-	-
Phys Therapist I	0.3	1	1	1,591-1,912	22,944	22,944
Sr Psychiatric Techn	27.2	-	-	1,491-1,868	-	-
Rehab Therapist	20.4	23	23	1,523-1,827	479,581	489,235
Occupational Therapist	0.6	4	4	1,523-1,827	79,416	81,048
Graduate Student Asst	0.8	-	-	1,156-1,750	-	-
Psychiatric Techn	166.2	-	-	1,376-1,706	-	-
Social Work Assoc	4.3	5	5	1,407-1,673	97,908	98,658
Pre-Registered Nurse	0.1	-	-	1,523-1,666	-	-
Pre-Licensed Psychiatric Techn	3.9	-	-	1,269-1,376	-	-
Teaching Asst	5.1	-	-	1,156-1,347	-	-
Student Asst	0.3	-	-	935-1,246	-	-
Hosp Worker	22.5	-	-	1,038-1,198	-	-
Service Asst-Hosp	1.6	-	-	967-1,114	-	-
Totals	355.8	106	106	\$7,507,437	\$3,085,159	\$3,128,136
Nursing:						
Psychologist-Facility-Clinical	1.3	-	-	2,415-2,913	-	-
Teacher	0.2	-	-	1,827-2,778	-	-
Registered Nurse II	11.3	37	37	1,706-2,472	900,115	912,912
Nursing Treatment Specialist	0.5	1	1	1,959-2,360	29,016	29,016
Registered Nurse I	0.2	1	1	1,591-2,303	20,512	20,512
Unit Supvr	5.5	17	17	1,868-2,251	452,315	456,857
Developmental Specialist	2.1	7	7	1,630-1,959	165,276	165,276
Child Care Practitioner	0.3	1	1	1,630-1,959	23,868	23,868
Phys Therapist I	0.7	-	-	1,591-1,912	-	-
Sr Psychiatric Techn	10.7	45	45	1,491-1,868	976,473	986,026
Occupational Therapist	2.1	-	-	1,523-1,827	-	-
Graduate Student Asst	0.4	3	3	1,156-1,750	45,960	47,968
Psychiatric Techn	73.9	281	281	1,376-1,706	5,308,505	5,418,705
Teaching Asst	2.5	11	11	1,156-1,347	149,134	154,176
Student Asst	0.6	3	3	935-1,246	38,370	40,020
Hosp Worker	11	37	37	1,038-1,198	529,070	534,248
Service Asst-Hosp	0.8	3	3	967-1,114	40,356	40,356
Temporary Help	5	-	-	(83,778)	-	-
Overtime	-	-	-	(483,693)	-	-
Totals	129.1	447	447	\$3,326,029	\$8,678,970	\$8,829,940
Totals, Level of Care	484.9	553	553	\$10,833,466	\$11,764,129	\$11,958,076
Totals, Developmentally Disabled Unit	502.2	579	579	\$11,352,392	\$12,495,749	\$12,697,554

4300 DEPARTMENT OF DEVELOPMENTAL SERVICES—Continued

1
2
3
4
5
6
7
8
9
10
11
12
13
14
15
16
17
18
19
20
21
22
23
24
25
26
27
28
29
30
31
32
33
34
35
36
37
38
39
40
41
42
43
44
45
46
47
48
49
50
51
52
53
54
55
56
57
58
59
60
61
62
63
64
65
66
67
68
69
70
71
72
73
74
75
76
77
78
79
80
81
82
83
84
85
86
87
88
89
90
91
92
93
94
95
96
97
98

ORGANIZATIONAL UNIT Classification	NUMBER OF POSITIONS			EXPENDITURES		
	Filed 1983-84	Authorized 1984-85	Proposed 1985-86	Actual 1983-84	Estimated 1984-85	Proposed 1985-86
SALARY RANGE						
Central Program Services:						
Pathologist	0.7	-	-	4,360-5,429	-	-
Staff Psychiatrist	1.3	-	-	4,156-5,429	-	-
Physician & Surgeon	3.6	-	-	3,780-5,429	-	-
Chief Dentist	0.7	-	-	3,888-4,935	-	-
Dentist	1.4	-	-	3,440-4,816	-	-
C.E.A. II	0.7	-	-	3,052-4,057	-	-
Podiatrist	0.7	-	-	2,415-3,200	-	-
Pharmacist II	0.7	-	-	2,778-3,052	-	-
Chief Central Prog Services	1	1	1	2,529-3,052	36,624	36,624
Psychologist-Facility-Clinical	0.3	-	-	2,415-2,913	-	-
Pharmacist I	3.3	-	-	2,529-2,778	-	-
Asst Chief Central Prog Services	1	1	1	2,303-2,778	33,336	33,336
Asst Chief Central Prog Services	1.9	2	2	2,303-2,778	60,972	62,316
Psychiatric Nursing Educ Director	0.7	-	-	2,251-2,717	-	-
Supvng Clinical Lab Technologist	0.7	-	-	2,098-2,529	-	-
Nurse Instructor	0.6	-	-	2,051-2,472	-	-
Registered Nurse II	0.3	-	-	1,706-2,472	-	-
Protestant Chaplain	1	1	1	2,002-2,415	28,980	28,980
Catholic Chaplain	1	1	1	2,002-2,415	28,980	28,980
Public Health Nurse II	1.3	-	-	1,959-2,360	-	-
Neuropathology Technologist	1	1	1	1,912-2,303	27,636	27,636
Clinical Lab Technologist	3.3	-	-	1,827-2,303	-	-
Supvr-Sheltered Workshop	1.5	2	2	1,912-2,303	55,272	55,272
Dental Lab Techn	0.7	-	-	1,706-2,251	-	-
Health Facilities Rep Nurse	0.7	-	-	1,868-2,251	-	-
Surgical Nurse II	0.5	-	-	1,868-2,251	-	-
Phys Therapist II	1	1	1	1,827-2,197	26,364	26,364
Librarian	1	1	1	1,786-2,150	25,800	25,800
Coordinator-Volunteer Services	2	2	2	1,745-2,098	50,352	50,352
Surgical Nurse I	2	-	-	1,706-2,051	-	-
Dental Hygienist	0.6	-	-	1,706-2,051	-	-
Sr X-Ray Techn	0.7	-	-	1,523-2,002	-	-
Foster Grandparent Proj Coordinator	0.6	-	-	1,666-2,002	-	-
X-Ray Techn	1.3	-	-	1,462-1,912	-	-
Sr Psychiatric Techn	1	1	1	1,491-1,868	22,416	22,416
Rehab Therapist-Rec	0.9	1	1	1,523-1,827	21,924	21,924
Supvng Lab Asst II	0.7	-	-	1,491-1,786	-	-
Electroencephalographic Techn	0.6	-	-	1,462-1,745	-	-
Psychiatric Techn	11.2	12	12	1,376-1,706	237,444	238,270
Pest Control Techn	0.7	-	-	1,523-1,666	-	-
Beauty Shop Mgr	1	1	1	1,265-1,630	16,824	17,544
Barbershop Mgr	1	1	1	1,265-1,630	17,892	17,892
Sr Medical Steno	0.2	-	-	1,331-1,577	-	-
Office Techn-Typing	3.9	-	-	1,214-1,551	-	-
Office Services Supvr I-Typing	0.3	1	1	1,214-1,551	17,100	17,100
Medical Transcriber	1.4	-	-	1,191-1,517	-	-
Sr Steno	0.7	-	-	1,236-1,512	-	-
Dental Asst	1.5	-	-	1,177-1,498	-	-
Pharmacy Asst	1.6	-	-	1,214-1,425	-	-
Medical Steno	0.3	-	-	1,191-1,395	-	-
Office Asst II-Typing	6.1	1	1	1,048-1,367	14,568	14,568
Lab Asst	2	-	-	1,055-1,321	-	-
Office Asst II-Gen	0.7	2	2	1,048-1,309	32,784	32,784
Word Processing Techn	1.3	-	-	1,048-1,309	-	-
Food Service Worker I	3.5	-	-	1,018-1,269	-	-
Audiologist Aide	1	1	1	1,055-1,222	14,664	14,664
Chapel Musician	0.1	0.4	0.4	7.24-13.40	10,317	10,317
Totals	81.5	34.4	34.4	\$2,002,627	\$780,249	\$783,139
Pharmacy:						
Pharmacist II	0.3	1	1	2,778-3,052	36,624	36,624
Pharmacist I	1.7	5	5	2,529-2,778	165,283	166,680
Pharmacy Asst	1.1	4	4	1,214-1,425	68,400	68,400
Totals	3.1	10	10	\$84,658	\$270,307	\$271,704
Dental Services:						
Chief Dentist	0.3	1	1	3,888-4,935	46,656	48,924
Dentist	0.7	2	2	3,440-4,816	109,704	109,704
Dental Lab Techn	0.1	1	1	1,706-2,251	20,952	21,924
Dental Hygienist	0.3	1	1	1,706-2,051	24,612	24,612
Dental Asst	0.7	3	3	1,177-1,498	47,148	47,854
Totals	2.1	8	8	\$77,188	\$249,072	\$253,018
Public Health-Employee Health:						
Physician & Surgeon	0.3	1	1	3,780-5,429	60,396	60,396
Public Health Nurse II	0.7	2	2	1,959-2,360	54,726	55,986
Totals	1	3	3	\$36,159	\$115,122	\$116,382

4300 DEPARTMENT OF DEVELOPMENTAL SERVICES—Continued

ORGANIZATIONAL UNIT Classification	NUMBER OF POSITIONS			EXPENDITURES		
	Filled 1983-84	Authorized 1984-85	Proposed 1985-86	Actual 1983-84	Estimated 1984-85	Proposed 1985-86
Medical Ancillary:						
Staff Psychiatrist	0.5	2.5	2.5	4,156-5,429	160,550	161,040
Physician & Surgeon	1	3	3	3,780-5,429	188,880	188,880
Podiatrist	0.1	1	1	2,415-3,200	28,980	30,348
Registered Nurse II	0.3	1	1	1,706-2,472	24,612	24,612
Surgical Nurse II	0.3	1	1	1,868-2,251	27,012	27,012
Surgical Nurse I	0.9	3	3	1,706-2,051	70,176	71,148
Electroencephalographic Techn	0.3	1	1	1,462-1,745	20,940	20,940
Office Asst II-Typing	0.3	1	1	1,048-1,367	14,568	14,568
Totals	3.7	13.5	13.5	\$148,558	\$535,718	\$538,548
Laboratory-Radiology:						
Pathologist	0.3	1	1	4,360-5,429	65,148	65,148
Physician & Surgeon	0.2	0.5	0.5	3,780-5,429	32,499	32,574
Supvng Clinical Lab Technologist	0.3	1	1	2,098-2,529	30,348	30,348
Clinical Lab Technologist	1.7	4	4	1,827-2,303	100,704	100,704
Sr X-Ray Techn	0.3	1	1	1,523-2,002	21,924	21,924
X-Ray Techn	0.7	2	2	1,462-1,912	41,722	41,880
Supvng Lab Asst II	0.3	1	1	1,491-1,786	21,432	21,432
Medical Transcriber	0.3	1	1	1,191-1,517	15,512	16,172
Lab Asst	0.8	2	2	1,055-1,321	31,704	31,704
Totals	4.9	13.5	13.5	\$125,673	\$360,993	\$361,886
Projects:						
Medical Residency Program:						
Chief Of Professional Educ	0.7	1	1	5,033-5,694	68,328	68,328
Medical Resident	3.3	10	10	2,188-3,602	286,021	299,702
Sr Steno	0.7	1	1	1,236-1,512	17,448	17,448
Totals	4.7	12	12	\$154,917	\$371,797	\$385,478
Television Communication Center:						
Director	0.5	-	-	2,415-2,913	-	-
Chief Engr & Production Consultant	0.3	-	-	2,303-2,778	-	-
Television Specialist	1	1	1	2,197-2,651	31,812	31,812
Office Asst II-Gen	0.2	-	-	1,048-1,309	-	-
Totals	2	1	1	\$61,187	\$31,812	\$31,812
Foster Grandparent Program:						
Foster Grandparent Proj Coordinator	0.2	1	1	1,666-2,002	25,200	25,200
Office Asst II-Typing	0.3	1	1	1,048-1,367	14,568	14,568
Temporary Help	15.5	-	-	(66,390)	61,080	61,080
Totals	16	2	2	\$75,160	\$100,848	\$100,848
Senior Companion:						
Temporary Help	8.3	-	-	(34,874)	40,720	40,720
Totals	8.3	-	-	\$34,874	\$40,720	\$40,720
Clinical Psychology:						
Office Asst II-Typing	0.3	1	1	\$1,048-1,367	\$14,568	\$14,568
Totals	0.3	1	1	\$4,856	\$14,568	\$14,568
Adult Education:						
Temporary Help	2.8	-	-	(39,801)	-	-
Totals	2.8	-	-	\$39,801	-	-
Compensatory Education:						
Temporary Help	7.9	-	-	(58,309)	-	-
Totals	7.9	-	-	\$58,309	-	-
Recruitment Training:						
Temporary Help	27.6	-	-	(382,245)	-	-
Totals	27.6	-	-	\$382,245	-	-
Totals, Clinical Services	1,306.3	1,438.4	1,438.4	\$31,130,839	\$33,811,505	\$34,301,654
Support Services:						
Service And Supply:						
Hosp Gen Services Administrator II ..	1	1	1	2,197-2,651	31,812	31,812
Warehouse Mgr I	1	1	1	1,745-2,303	25,176	25,176
Property Clk II	1	1	1	1,591-2,098	21,678	22,689
Clothing Center Mgr	0.7	-	-	1,557-1,868	-	-
Materials & Stores Supvr I	2.2	3	3	1,401-1,827	56,796	57,528
Warehouse Worker	1	1	1	1,401-1,666	18,276	18,276
Office Techn-Typing	0.4	1	1	1,214-1,551	17,100	17,100
Office Techn-Gen	0.4	1	1	1,214-1,551	17,100	17,100
Office Services Supvr I-Typing	0.6	-	-	1,214-1,551	-	-
Office Services Supvr I-Gen	0.5	-	-	1,214-1,551	-	-
Machine Opr II-Gen	1	1	1	1,177-1,376	16,512	16,512
Office Asst II-Typing	1.9	1	1	1,048-1,367	14,568	14,568
Steno	1	1	1	1,029-1,339	15,208	15,396
Office Asst II-Gen	3.3	3	3	1,048-1,309	43,704	43,704
Totals	16	15	15	\$283,115	\$277,930	\$279,861

4300 DEPARTMENT OF DEVELOPMENTAL SERVICES—Continued

ORGANIZATIONAL UNIT	NUMBER OF POSITIONS			EXPENDITURES		
	Classification	Filled 1983-84	Authorized 1984-85	Proposed 1985-86	Actual 1983-84	Estimated 1984-85
Food Service:						
				SALARY RANGE		
Director Of Dietetics	1	1	1	2,197-2,651	31,812	31,812
Asst Director Of Dietetics	2.8	3	3	1,827-2,197	73,804	76,032
Food Administrator I	2	2	2	1,706-2,051	49,224	49,224
Supvng Cook II	1	1	1	1,557-2,051	22,293	22,416
Clinical Dietitian	3.3	4	4	1,591-1,912	84,722	87,452
Materials & Stores Supvr 1	0.9	1	1	1,401-1,827	19,268	19,848
Supvng Cook I	3	3	3	1,371-1,786	58,680	58,680
Baker II	1	1	1	1,371-1,786	17,834	18,618
Cook II	9.6	11	11	1,265-1,630	185,294	190,256
Baker I	1	1	1	1,265-1,630	17,892	17,892
Food Service Supvr 1	4.8	7	7	1,222-1,565	114,486	116,310
Stock Clk	0.4	1	1	1,168-1,486	15,192	15,793
Cook I	2	2	2	1,135-1,437	28,995	30,096
Food Service Worker II	19.6	25	25	1,095-1,376	371,329	374,414
Office Asst II-Typing	0.5	1	1	1,048-1,367	13,888	14,392
Acct Clk II	1	1	1	1,087-1,367	15,120	15,120
Janitor	2.5	3	3	1,038-1,294	42,198	42,894
Food Service Worker I	62	78.3	78.3	1,018-1,269	1,060,033	1,078,372
Office Asst I-Typing	-	1	1	976-1,126	12,156	12,546
Service Asst-Food	4.3	5	5	935-1,075	63,735	64,440
Totals	122.7	152.3	152.3	\$1,826,297	\$2,297,955	\$2,336,607
Clothing:						
Shoemaker	0.2	-	-	1,491-1,959	-	-
Clothing Center Mgr	0.3	1	1	1,557-1,868	21,842	22,416
Seamer	1	1	1	1,265-1,630	17,622	17,892
Stock Clk	-	1	1	1,168-1,486	14,304	14,844
Asst Seamer	3.5	4	4	1,095-1,376	57,600	58,500
Office Asst II-Gen	0.3	1	1	1,048-1,309	12,954	13,374
Totals	5.3	8	8	\$80,052	\$124,322	\$127,026
Housekeeping-Public Areas:						
Janitor Supvr III	0.3	1	1	1,342-1,745	19,092	19,092
Supvng Housekeeper I	2	2	2	1,114-1,407	31,056	31,056
Janitor	17.8	19	19	1,038-1,294	268,730	270,438
Housekeeper	1	1	1	1,038-1,294	14,376	14,376
Totals	21.1	23	23	\$299,593	\$333,254	\$334,962
Housekeeping Treatment Areas:						
Janitor Supvr III	0.7	-	-	1,342-1,745	-	-
Supvng Housekeeper II	2	2	2	1,239-1,591	32,412	33,000
Supvng Housekeeper I	8.7	9	9	1,114-1,407	139,752	139,752
Janitor	50.4	68.4	68.4	1,038-1,294	948,717	962,678
Service Asst-Janitor	5.6	5	5	967-1,114	62,041	64,019
Service Asst-Hosp	0.7	1	1	967-1,114	12,054	12,438
Totals	68.1	85.4	85.4	\$934,661	\$1,194,976	\$1,211,887
Laundry:						
Auto Equipt Opr I	1.6	1	1	1,523-1,827	19,992	19,992
Laborer	6.1	6	6	1,342-1,462	104,178	104,898
Totals	7.7	7	7	\$136,993	\$124,170	\$124,890
Transportation:						
Chief Of Professional Educ	0.3	-	-	5,033-5,694	-	-
Medical Resident	1.3	-	-	2,188-3,602	-	-
Energy Analyst	0.6	-	-	1,407-2,197	-	-
Auto Pool Mgr 1	0.8	1	1	1,666-2,197	20,940	21,987
Lead Auto Mechanic	1	1	1	1,745-2,098	22,944	22,944
Auto Mechanic	1	1	1	1,666-2,002	20,229	21,186
Auto Equipt Opr 1	12.4	15	15	1,523-1,827	298,417	299,430
Sr Steno	0.3	-	-	1,236-1,512	-	-
Laborer	0.3	-	-	1,342-1,462	-	-
Totals	18	18	18	\$393,791	\$362,530	\$365,547
Totals, Support Services	258.9	308.7	308.7	\$3,954,502	\$4,715,137	\$4,780,780
Plant Operation:						
Administration:						
Chief - Plant Operation III	0.3	1	1	2,450-2,954	35,448	35,448
Chief - Plant Operation II	0.3	1	1	2,336-2,820	30,259	31,722
Chief - Plant Operation I	-	1	1	2,230-2,691	26,760	28,032
Office Asst II-Typing	0.7	2	2	1,048-1,367	28,570	29,092
Totals	1.3	5	5	\$31,088	\$121,037	\$124,294
Maintenance Of Structures:						
Chief - Plant Operation III	0.7	-	-	2,450-2,954	-	-
Chief - Plant Operation II	0.1	-	-	2,336-2,820	-	-
Chief - Plant Operation I	0.8	-	-	2,230-2,691	-	-
Supvr - Bldg Trades	1	1	1	2,051-2,591	28,320	28,320
Plumber Supvr	1	1	1	2,051-2,472	27,012	27,012
Architectural Asst	0.6	-	-	1,959-2,360	-	-
Painter Supvr	0.8	1	1	1,959-2,360	28,320	28,320
Carpenter Supvr	1	1	1	1,959-2,360	28,320	28,320
Painter II	0.7	1	1	1,868-2,251	24,612	24,612
Plumber I	6	6	6	1,868-2,251	147,672	147,672

4300 DEPARTMENT OF DEVELOPMENTAL SERVICES—Continued

ORGANIZATIONAL UNIT Classification	NUMBER OF POSITIONS			EXPENDITURES		
	Filled 1983-84	Authorized 1984-85	Proposed 1985-86	Actual 1983-84	Estimated 1984-85	Proposed 1985-86
				SALARY RANGE		
Sheet Metal Worker	0.3	1	1	1,868-2,251	22,962	24,060
Energy Analyst	0.3	-	-	1,407-2,197	-	-
Fusion Welder	1	1	1	1,827-2,197	24,024	24,024
Carpenter I	3.8	4	4	1,786-2,150	94,032	94,032
Painter I	5.1	7	7	1,786-2,150	161,030	164,027
Clazier	1	1	1	1,786-2,150	23,508	23,508
Mason I	1	1	1	1,786-2,150	23,508	23,508
Locksmith	1	1	1	1,786-2,150	23,508	23,508
Upholsterer	1	1	1	1,491-1,959	23,053	23,508
Bldg & Maint Worker	5.5	6	6	1,557-1,868	121,482	122,376
Painter Apprentice	2	2	2	1,269-1,835	44,040	44,040
Pest Control Techn	0.3	1	1	1,523-1,666	19,992	19,992
Laborer	2.6	4	4	1,342-1,462	69,090	69,810
Office Asst II-Typing	0.7	-	-	1,048-1,367	-	-
Totals	38.3	41	41	\$870,999	\$934,485	\$940,649
Maintenance Of Grounds:						
Supvng Groundskeeper II	1	1	1	1,745-2,303	27,636	27,636
Tractor Opr-Laborer	1	1	1	1,673-2,011	22,020	22,020
Lead Groundskeeper	2	2	2	1,401-1,827	41,916	41,916
Groundskeeper	2.8	5	5	1,342-1,666	91,278	91,998
Totals	6.8	9	9	\$141,481	\$182,850	\$183,570
Utilities Water And Sewage:						
Chief Engr I	1	1	1	2,253-2,478	27,636	27,636
Electrician Supvr	1	1	1	2,051-2,472	27,012	27,012
Stationary Engr	8	11	11	1,931-2,361	280,692	280,692
Electrician I	3	4	4	1,868-2,251	96,252	97,344
Sheet Metal Worker	0.1	-	-	1,868-2,251	-	-
Steamfitter	1.1	2	2	1,868-2,251	45,469	47,660
Boiler Room Tender	1.1	-	-	1,824-2,006	-	-
Stationary Engr Apprentice	1.5	2	2	1,395-1,931	46,344	46,344
Electrician Apprentice	1	1	1	1,269-1,921	18,384	19,152
Totals	17.8	22	22	\$433,488	\$541,789	\$545,840
Fire Protection:						
Fire Chief	1	1	1	2,018-2,431	29,172	29,172
Fire Fighter	6	6	6	1,679-2,018	144,262	145,296
Temporary Help	2.2	-	-	(23,690)	-	-
Totals	9.2	7	7	190,657	173,434	174,468
Totals, Plant Operations	73.4	84	84	\$1,667,713	\$1,953,595	\$1,968,821
Totals, Camarillo State Hospital ...	1,779	1,975.6	1,975.6	\$39,648,598	\$43,366,940	\$43,974,928
Fairview State Hospital						
Administration:						
Executive:						
C.E.A. III	1	1	1	3,357-4,464	53,568	53,568
Hosp Administrator	1	1	1	3,357-4,057	48,684	48,684
C.E.A. II	0.3	1	1	3,052-4,057	48,496	48,684
Sr Psychologist	1	-	-	2,651-3,200	-	-
Coordinator-Nursing Services	0.3	1	1	2,651-3,200	38,400	38,400
Stds Compliance Coordinator	1	1	1	2,529-3,052	36,624	36,624
Community Liaison Rep	1	1	1	2,529-3,052	36,624	36,624
Office Of Prog Review Consultant	0.6	1	1	2,529-3,052	36,624	36,624
Hosp Adm Resident IV	1	1	1	2,415-2,913	34,956	34,956
Assoc Govtl Prog Analyst	0.5	-	-	2,197-2,651	-	-
Clients-Patients Rights Advocate	1	1	1	2,197-2,651	31,812	31,812
Adm Asst II	0.4	1	1	2,197-2,651	27,212	28,532
Hosp Adm Resident III	0.5	1	1	2,197-2,651	31,812	31,812
Sr Special Investigator	1	1	1	2,113-2,546	28,724	30,092
Adm Asst I	0.6	-	-	1,827-2,303	-	-
Exec Secty I	0.5	1	1	1,389-1,653	19,650	19,836
Secty	0.7	1	1	1,236-1,512	17,448	17,448
Office Asst II-Typing	1.4	2	2	1,048-1,367	27,932	28,248
Steno	1.3	2	2	1,029-1,339	30,792	30,792
Totals	15.1	18	18	\$465,806	\$549,358	\$552,736
Medical Records:						
Medical Record Off	1	1	1	1,768-2,336	25,524	25,524
Health Record Techn III	0.8	1	1	1,544-1,854	21,060	22,076
Sr Medical Transcriber	1	1	1	1,331-1,729	18,924	18,924
Health Record Techn II	1.8	2	2	1,358-1,611	37,545	38,329
Medical Transcriber	5.9	9.7	9.7	1,191-1,517	147,396	151,394
Health Record Techn I	12.1	15	15	1,214-1,425	253,314	255,059
Office Asst II-Typing	3.3	7	7	1,048-1,367	92,220	93,900
Office Asst II-Gen	1	1	1	1,048-1,309	14,568	14,568
Office Asst I-Gen	0.6	0.8	0.8	944-1,087	9,432	9,763
Totals	27.5	38.5	38.5	\$442,493	\$619,983	\$629,537
Fiscal Section:						
Sr Acctg Off-Supvr	0.3	1	1	2,197-2,651	26,364	27,636
Assoc Personnel Analyst	0.8	-	-	2,197-2,651	-	-
Accountant I - Specialist	1	2	2	1,401-1,827	36,804	37,536
Acctg Techn	1.8	2	2	1,214-1,551	31,668	32,220
Office Techn-Gen	1	1	1	1,214-1,551	16,230	16,926

4300 DEPARTMENT OF DEVELOPMENTAL SERVICES—Continued

1
2
3
4
5
6
7
8
9
10
11
12
13
14
15
16
17
18
19
20
21
22
23
24
25
26
27
28
29
30
31
32
33
34
35
36
37
38
39
40
41
42
43
44
45
46
47
48
49
50
51
52
53
54
55
56
57
58
59
60
61
62
63
64
65
66
67
68
69
70
71
72
73
74
75
76
77
78
79
80
81
82
83
84
85
86
87
88
89
90
91
92
93
94
95
96
97
98

ORGANIZATIONAL UNIT Classification	NUMBER OF POSITIONS			EXPENDITURES		
	Filled 1983-84	Authorized 1984-85	Proposed 1985-86	Actual 1983-84	Estimated 1984-85	Proposed 1985-86
				SALARY RANGE		
Office Techn-Typing	0.8	1	1	1,214-1,551	14,982	15,561
Office Techn-Cashiering	1	1	1	1,214-1,425	17,100	17,100
Acct Clk II	2.2	2	2	1,087-1,367	29,642	30,240
Office Asst II-Typing	0.3	1	1	1,048-1,367	13,164	13,164
Totals	9.2	11	11	\$149,941	\$185,954	\$190,383
Trust Section:						
Trust Unit:						
Patient Benefit & Ins Off II	1	1	1	2,150-2,591	30,378	31,092
Office Services Supvr II-Gen	1	1	1	1,358-1,768	19,332	19,332
Office Asst II-Typing	1.6	2	2	1,048-1,367	26,853	27,168
Totals	3.6	4	4	\$67,971	\$76,563	\$77,592
Eligibility Unit:						
Office Techn-Typing	1	1	1	1,214-1,551	17,100	17,100
Office Techn-Gen	0.8	1	1	1,214-1,551	17,100	17,100
Health Record Techn I	1	1	1	1,214-1,425	17,100	17,100
Totals	2.8	3	3	\$46,043	\$51,300	\$51,300
Totals, Trust	6.4	7	7	\$114,014	\$127,863	\$128,892
Personnel Section:						
Staff Services Mgr I	1	1	1	2,415-2,913	34,956	34,956
Staff Services Analyst-Gen	1	1	1	1,407-2,197	23,844	24,984
Workers Compensation Ins Rep II	0.6	1	1	1,745-2,098	25,176	25,176
Personnel Asst III	0.3	1	1	1,611-1,939	19,764	20,680
Personnel Asst II	1.6	1	1	1,481-1,768	20,289	21,145
Office Techn-Typing	0.7	1	1	1,214-1,551	15,940	16,636
Personnel Asst I	8.9	9	9	1,126-1,551	157,877	160,303
Office Asst II-Typing	1	1	1	1,048-1,367	14,524	14,568
Office Asst I-Typing	0.2	1	1	976-1,126	12,252	12,645
Totals	15.3	17	17	\$281,879	\$324,622	\$331,093
Communications Section:						
Supvng Telephone Opr	0.7	1	1	1,358-1,611	18,417	19,152
Sr Telephone Opr	0.3	-	-	1,214-1,425	-	-
Telephone Opr	4.7	5	5	1,048-1,214	70,672	71,536
Totals	5.7	6	6	\$82,627	\$89,089	\$90,688
Training:						
Psychiatric Nursing Educ Director	0.3	1	1	2,251-2,717	32,604	32,604
Trng Off I	1	1	1	2,197-2,651	31,812	31,812
Nursing Treatment Specialist	0.6	-	-	1,959-2,360	-	-
Office Asst II-Typing	1	1	1	1,048-1,367	13,479	13,584
Totals	2.9	3	3	\$71,495	\$77,895	\$78,000
Protective Services:						
Hosp Peace Off II	1	1	1	1,757-2,113	25,356	25,356
Hosp Peace Off I	4.9	5	5	1,604-1,924	110,892	112,812
Totals	5.9	6	6	\$126,283	\$136,248	\$138,168
Totals, Administration	88	106.5	106.5	\$1,734,538	\$2,111,012	\$2,139,497
Clinical Services:						
Program Administration:						
Prog Director-Medical	1	1	1	5,033-5,694	68,328	68,328
Physician & Surgeon	0.7	-	-	3,780-5,429	-	-
C.E.A. II	0.7	-	-	3,052-4,057	-	-
Prog Director-Develmt Programs	6	6	6	2,651-3,200	230,400	230,400
Prog Asst-Develmt Programs	6.7	7	7	2,415-2,913	240,300	242,056
Nurse Practitioner	4	4	4	2,150-2,845	124,368	124,368
Nursing Coordinator	5.5	7	7	2,251-2,717	219,884	222,586
Health Services Specialist I	17.3	18.2	18.2	1,868-2,251	486,297	489,412
Psychiatric Techn	0.5	-	-	1,376-1,706	-	-
Secty	1.4	-	-	1,236-1,512	-	-
Office Asst II-Typing	5.6	6	6	1,048-1,367	85,687	86,344
Office Asst II-Gen	0.7	1	1	1,048-1,309	14,568	14,568
Psychiatric Techn Trainee	-	-	-	1,177-1,269	-	-
Totals	50.1	50.2	50.2	\$1,452,397	\$1,469,832	\$1,478,062
Level Of Care:						
Professional:						
Physician & Surgeon	11.1	12	12	3,780-5,429	835,446	838,198
Psychologist	17	19	19	2,415-2,913	649,068	653,328
Teacher	22.1	46.2	46.2	1,827-2,778	1,441,934	1,459,542
Psychiatric Social Worker	9.6	13.2	13.2	1,827-2,197	328,862	333,641
Phys Therapist II	0.7	1	1	1,827-2,197	26,364	26,364
Supportive Equipmt Adapter	0.8	1.3	1.3	1,666-2,002	28,479	29,487
Phys Therapist I	2.9	5	5	1,591-1,912	111,318	112,716
Rehab Therapist	30.9	37.5	37.5	1,523-1,827	811,610	814,554
Occupational Therapist	3.9	9.8	9.8	1,523-1,827	187,107	189,915
Social Work Assoc	2.9	5	5	1,407-1,673	94,876	96,476
Occupational Therapy Asst	1.4	-	-	1,222-1,437	-	-
Phys Therapy Asst	0.7	1	1	1,222-1,437	15,962	16,634
Totals	104	151	151	\$3,078,273	\$4,531,026	\$4,570,855

4300 DEPARTMENT OF DEVELOPMENTAL SERVICES—Continued

1
2
3
4
5
6
7
8
9
10
11
12
13
14
15
16
17
18
19
20
21
22
23
24
25
26
27
28
29
30
31
32
33
34
35
36
37
38
39
40
41
42
43
44
45
46
47
48
49
50
51
52
53
54
55
56
57
58
59
60
61
62
63
64
65
66
67
68
69
70
71
72
73
74
75
76
77
78
79
80
81
82
83
84
85
86
87
88
89
90
91
92
93
94
95
96
97
98

ORGANIZATIONAL UNIT Classification	NUMBER OF POSITIONS			EXPENDITURES		
	Filled 1983-84	Authorized 1984-85	Proposed 1985-86	Actual 1983-84	Estimated 1984-85	Proposed 1985-86
Nursing:						
Prog Asst-Develmt Programs	0.3	-	-	2,415-2,913	-	-
Registered Nurse III	8.2	9	9	1,868-2,472	242,761	243,468
Registered Nurse II	45.7	47.7	47.7	1,706-2,472	1,143,287	1,153,536
Nursing Treatment Specialist	0.8	1	1	1,959-2,360	28,320	28,320
Registered Nurse I	4.2	2	2	1,591-2,303	40,704	41,670
Health Services Specialist I	2.1	3	3	1,868-2,251	81,036	81,036
Unit Supvr	21.9	25	25	1,868-2,251	645,256	654,473
Develmtl Specialist	16.6	21	21	1,630-1,959	470,700	476,172
Sr Psychiatric Techn	98.8	123	123	1,491-1,868	2,605,840	2,626,296
Psychiatric Techn	400.4	414	414	1,376-1,706	8,059,318	8,153,715
Pre-Registered Nurse	0.8	14	14	1,523-1,666	255,864	267,288
Licensed Voc Nurse	27.5	35	35	1,274-1,506	591,183	609,910
Pre-Licensed Psychiatric Techn	9.5	17	17	1,269-1,376	267,028	275,502
Psychiatric Techn Trainee	4.2	75.7	75.7	1,177-1,269	1,093,084	1,132,778
Hosp Worker	50.4	56.6	56.6	1,038-1,198	804,461	808,412
Service Asst-Hosp	2	2	2	967-1,114	26,904	26,904
Temporary Help	200.9	-	-	(2,244,753)	-	-
Totals	894.3	846	846	\$16,034,952	\$16,355,746	\$16,579,480
Overtime	-	-	-	(294,228)	-	-
Totals, Level-of-Care	998.3	997	997	\$19,407,453	\$20,886,772	\$21,150,335
Central Program Services:						
Chief Professional Educ	0.6	1	1	5,033-5,694	68,328	68,328
Physician & Surgeon	3.3	-	-	3,780-5,429	-	-
Staff Psychiatrist	0.1	-	-	4,156-5,429	-	-
Chief Dentist	0.7	-	-	3,888-4,935	-	-
Dentist	1	-	-	3,440-4,816	-	-
Podiatrist	0.2	-	-	2,415-3,200	-	-
Sr Psychologist	-	1	1	2,651-3,200	38,400	38,400
Coordinator-Nursing Services	0.7	-	-	2,651-3,200	-	-
Pharmacist II	0.3	-	-	2,778-3,052	-	-
Chief Central Prog Services	1	1	1	2,529-3,052	36,624	36,624
Psychologist	2.2	2	2	2,415-2,913	69,912	69,912
Nursing Treatment Specialist	-	1	1	1,959-2,360	23,508	24,622
Teacher	17.2	-	-	1,827-2,778	-	-
Pharmacist I	3.4	-	-	2,529-2,778	-	-
Asst Chief Central Prog Services	1	1	1	2,303-2,778	33,336	33,336
Asst Chief Central Prog Services	1	1	1	2,303-2,778	33,336	33,336
Psychiatric Nursing Educ Director	0.7	-	-	2,251-2,717	-	-
Microbiologist II	0.7	-	-	2,098-2,529	-	-
Sr Clinical Lab Technologist	2.7	-	-	1,912-2,529	-	-
Registered Nurse II	4.2	-	-	1,706-2,472	-	-
Registered Nurse III	2.5	-	-	1,868-2,472	-	-
Catholic Chaplain	1	1.5	1.5	2,002-2,415	40,992	41,568
Sr Librarian	1	1	1	1,959-2,360	28,320	28,320
Public Health Nurse II	1.3	-	-	1,959-2,360	-	-
Clinical Lab Technologist	0.7	-	-	1,827-2,303	-	-
Supvr-Sheltered Workshop	1	1	1	1,912-2,303	27,636	27,636
Phys Therapist II	0.3	-	-	1,827-2,197	-	-
Psychiatric Social Worker	0.1	-	-	1,827-2,197	-	-
Coordinator-Volunteer Services	0.6	1	1	1,745-2,098	21,596	22,604
Supportive Equip Adapter	0.4	-	-	1,666-2,002	-	-
Foster Grandparent Proj Coordinator	0.7	-	-	1,666-2,002	-	-
Develmtl Specialist	0.8	-	-	1,630-1,959	-	-
X-Ray Techn	1.4	-	-	1,462-1,912	-	-
Phys Therapist I	1.4	-	-	1,591-1,912	-	-
Sr Psychiatric Techn	0.4	-	-	1,491-1,868	-	-
Research Asst II	1	1	1	1,523-1,827	21,924	21,924
Occupational Therapist	0.8	-	-	1,523-1,827	-	-
Rehab Therapist-Occupational	1.2	-	-	1,523-1,827	-	-
Electroencephalographic Techn	0.7	-	-	1,462-1,745	-	-
Psychiatric Techn	6.1	3	3	1,376-1,706	60,564	60,564
Social Work Assoc	0.7	-	-	1,407-1,673	-	-
Barbershop Mgr	1	1	1	1,265-1,630	17,892	17,892
Beauty Shop Mgr	2	2	2	1,265-1,630	35,784	35,784
Library Tech Asst I	1	1	1	1,214-1,551	17,100	17,100
Secty	1	1	1	1,236-1,512	17,448	17,448
Dental Asst	1.9	-	-	1,177-1,498	-	-
Stock Clk	2	-	-	1,168-1,486	-	-
Phys Therapy Asst	0.3	-	-	1,222-1,437	-	-
Occupational Therapy Asst	0.6	-	-	1,222-1,437	-	-
Pharmacy Asst	3.3	-	-	1,214-1,425	-	-
School Bus Driver	3.4	3.5	3.5	1,198-1,407	58,215	58,914
Janitor Supvr I	0.7	-	-	1,114-1,407	-	-
Asst Seamer	1.3	-	-	1,095-1,376	-	-
Office Asst II-Typing	4.9	2	2	1,048-1,367	27,204	27,204
Teaching Asst	8.4	8.3	8.3	1,156-1,347	132,565	132,805
Steno	0.7	1	1	1,029-1,339	15,396	15,396
Lab Asst	0.7	-	-	1,055-1,321	-	-
Janitor	1.7	-	-	1,038-1,294	-	-
Psychiatric Techn Trainee	-	1	1	1,177-1,269	14,400	14,400
Hosp Worker	-	-	-	1,038-1,198	-	-
Office Occupations Clk	1	1	1	913-1,048	12,060	12,447
Totals	101	38.3	38.3	\$2,454,975	\$852,540	\$856,564

4300 DEPARTMENT OF DEVELOPMENTAL SERVICES—Continued

ORGANIZATIONAL UNIT	NUMBER OF POSITIONS			EXPENDITURES			
	Classification	Filled 1983-84	Authorized 1984-85	Proposed 1985-86	Actual 1983-84	Estimated 1984-85	Proposed 1985-86
Pharmacy:							
Pharmacist II	0.3	1	1	SALARY RANGE			
Pharmacist I	1.7	6	6	2,778-3,052	35,929	36,624	
Pharmacy Asst	1.7	5	5	2,529-2,778	199,381	200,016	
Office Asst II-Typing	0.3	1	1	1,214-1,425	77,805	80,923	
				1,048-1,367	13,374	13,584	
Totals	4	13	13	\$96,247	\$326,489	\$331,147	
Dental Services:							
Chief Dentist	0.3	1	1	3,888-4,935	56,448	56,448	
Dentist	0.5	2	2	3,440-4,816	93,585	97,068	
Dental Hygienist	-	1	1	1,706-2,051	20,472	21,432	
Dental Asst	0.7	3	3	1,177-1,498	47,424	47,970	
Totals	1.5	7	7	\$52,880	\$217,929	\$222,918	
Public Health-employee Health:							
Physician & Surgeon	0.6	2	2	3,780-5,429	129,390	130,296	
Registered Nurse II	0.3	1	1	1,706-2,472	24,612	24,612	
Public Health Nurse II	0.3	1	1	1,959-2,360	28,320	28,320	
Public Health Nurse I	0.1	1	1	1,786-2,150	23,600	24,711	
Psychiatric Techn	0.3	1	1	1,376-1,706	20,472	20,472	
Office Asst II-Typing	0.3	1	1	1,048-1,367	14,568	14,568	
Totals	1.9	7	7	\$68,087	\$240,962	\$242,979	
Medical Ancillary:							
Physician & Surgeon	1.1	5.7	5.7	3,780-5,429	359,526	362,354	
Staff Psychiatrist	-	0.3	0.3	4,156-5,429	19,544	19,544	
Podiatrist	0.1	1	1	2,415-3,200	28,980	28,980	
Registered Nurse III	0.7	4	4	1,868-2,472	103,452	104,544	
Registered Nurse II	0.9	3	3	1,706-2,472	73,689	73,836	
Electroencephalographic Techn	0.3	1	1	1,462-1,745	20,940	20,940	
Respiratory Therapist	-	2	2	1,462-1,912	35,088	36,552	
Psychiatric Techn	0.3	1	1	1,376-1,706	20,472	20,472	
Secty	-	1	1	1,236-1,512	14,832	15,396	
Stock Clk	0.3	1	1	1,168-1,486	15,708	16,404	
Totals	3.7	20	20	\$135,395	\$692,231	\$699,022	
Laboratory-radiology:							
Microbiologist II	0.3	1	1	2,098-2,529	30,348	30,348	
Sr Clinical Lab Technologist	1.3	4	4	1,912-2,529	109,484	110,544	
Clinical Lab Technologist	0.3	1	1	1,827-2,303	25,176	25,176	
X-Ray Techn	0.4	2	2	1,462-1,912	40,032	40,932	
Office Asst II-Typing	0.3	1	1	1,048-1,367	13,774	14,260	
Lab Asst	0.3	1	1	1,055-1,321	15,592	15,852	
Totals	2.9	10	10	\$70,751	\$234,406	\$237,112	
Projects:							
Foster Grandparent Program:							
Foster Grandparent Proj Coordinator	1	1	1	1,666-2,002	24,024	24,024	
Office Asst II-Typing	0.3	1	1	1,048-1,367	12,954	13,374	
Temporary Help	55.1	-	-	(241,441)	195,456	195,456	
Totals	56.4	2	2	269,436	\$232,434	\$232,854	
Compensatory Education:							
Temporary Help	6.9	-	-	95,765	-	-	
Recruitment Training:							
Temporary Help	11.9	-	-	182,880	-	-	
Totals, Clinical Services	1,238.6	1,144.5	1,144.5	\$24,286,266	\$25,153,595	\$25,450,993	
Support Services:							
Service And Supply:							
Hosp Gen Services Administrator II	1	1	1	2,197-2,651	31,812	31,812	
Warehouse Mgr I	0.3	1	1	1,745-2,303	23,754	24,888	
Materials & Stores Supvr II	0.3	1	1	1,591-2,098	22,944	22,944	
Materials & Stores Supvr I	0.3	1	1	1,401-1,827	19,617	19,992	
Mach Opr II-Gen	0.3	1	1	1,177-1,376	16,512	16,512	
Office Asst II-Typing	1.9	3	3	1,048-1,367	41,736	41,736	
Steno	0.3	-	-	1,029-1,339	-	-	
Office Asst II-Gen	1	1	1	1,048-1,309	14,834	15,480	
Totals	5.4	9	9	\$102,063	\$171,209	\$173,364	
Food Service:							
Director Of Dietetics	1	1	1	2,197-2,651	28,644	30,006	
Asst Director Of Dietetics	2.4	3	3	1,827-2,197	73,297	75,807	
Food Administrator I	1	1	1	1,706-2,051	24,612	24,612	
Supvng Cook II	1.3	2	2	1,557-2,051	41,100	41,976	
Clinical Dietitian	4.3	5	5	1,591-1,912	107,452	111,489	
Materials & Stores Supvr I	1	1	1	1,401-1,827	19,992	19,992	
Supvng Cook I	3.8	4	4	1,371-1,786	78,167	78,240	
Butcher-Meat Cutter II	1	1	1	1,371-1,786	19,560	19,560	
Food Service Supvr II	1	1	1	1,371-1,786	19,560	19,560	
Pre-Registered Clinical Dietitian	-	1	1	1,467-1,750	17,604	18,384	
Cook II	9.8	10	10	1,265-1,630	177,967	178,650	
Food Service Supvr I	6	7	7	1,222-1,565	114,706	116,891	
Office Techn-Gen	0.8	1	1	1,214-1,551	15,218	15,824	
Stock Clk	1	1	1	1,168-1,486	16,404	16,404	
Cook I	2.2	3	3	1,135-1,437	45,932	47,140	

4300 DEPARTMENT OF DEVELOPMENTAL SERVICES—Continued

ORGANIZATIONAL UNIT Classification	NUMBER OF POSITIONS			EXPENDITURES		
	Filled 1983-84	Authorized 1984-85	Proposed 1985-86	Actual 1983-84	Estimated 1984-85	Proposed 1985-86
				SALARY RANGE		
Food Service Worker II	18.4	20	20	1,095-1,376	302,381	304,090
Office Asst II-Typing	3.7	4	4	1,048-1,367	55,919	56,304
Janitor	1.9	2	2	1,038-1,294	28,752	28,752
Food Service Worker I	88.2	91	91	1,018-1,269	1,273,265	1,281,158
Service Asst-Food	4.9	4	4	935-1,075	49,442	50,610
Totals	153.7	163	163	\$2,271,529	\$2,509,974	\$2,535,449
Clothing:						
Clothing Center Mgr	1	1	1	1,557-1,868	22,416	22,416
Seamer	1	1	1	1,265-1,630	17,892	17,892
Stock Clk	0.7	2	2	1,168-1,486	31,769	32,402
Asst Seamer	3.5	5	5	1,095-1,376	76,140	76,140
Totals	6.2	9	9	\$101,611	\$148,217	\$148,850
Housekeeping-Public Areas:						
Window Cleaner	1	1	1	1,288-1,523	18,276	18,276
Janitor Supvr I	0.3	1	1	1,114-1,407	15,528	15,528
Supvng Housekeeper I	1	1	1	1,114-1,407	15,528	15,528
Janitor	8	12	12	1,038-1,294	168,225	169,908
Service Asst-Janitor	2.9	3	3	967-1,114	36,503	37,677
Totals	13.2	18	18	\$181,654	\$254,060	\$256,917
Housekeeping-Treatment Areas:						
Supvng Housekeeper II	2	2	2	1,239-1,591	35,088	35,088
Supvng Housekeeper I	5	5	5	1,114-1,407	77,592	77,640
Janitor	35.4	48.5	48.5	1,038-1,294	676,996	684,363
Service Asst-Janitor	13	12	12	967-1,114	153,758	157,758
Totals	55.4	67.5	67.5	\$753,909	\$943,434	\$954,849
Laundry:						
Laundry Supvr II	1	1	1	1,491-1,959	20,769	21,324
Laundry Supvr I	2.3	2	2	1,265-1,630	35,075	35,730
Laundry Worker	14.1	14	14	1,135-1,437	216,180	218,697
Launderer	11.3	10	10	1,095-1,376	151,056	151,672
Launderer Asst	6.5	13	13	1,018-1,269	169,305	173,976
Totals	35.2	40	40	\$519,860	\$592,385	\$601,399
Transportation:						
Chief Professional Educ	0.3	-	-	5,033-5,694	-	-
Auto Pool Mgr I	0.6	1	1	1,666-2,197	23,664	24,024
Lead Auto Mechanic	1	1	1	1,745-2,098	22,944	22,944
Auto Equipt Opr II	0.3	1	1	1,666-2,002	19,992	20,940
Auto Mechanic	1	1	1	1,666-2,002	21,924	21,924
Auto Equipt Opr I	14	14	14	1,523-1,827	279,888	279,888
Steno	0.3	-	-	1,029-1,339	-	-
Totals	17.5	18	18	\$358,501	\$368,412	\$369,720
Totals, Support Services	286.6	324.5	324.5	\$4,289,127	\$4,987,691	\$5,040,548
Plant Operations:						
Administration:						
Chief-Plant Operation III	1	1	1	2,450-2,954	35,448	35,448
Chief-Plant Operation I	1.3	2	2	2,238-2,691	64,200	64,584
Sr Steno	1	1	1	1,236-1,512	17,448	17,448
Stock Clk	1	1	1	1,168-1,486	16,404	16,404
Office Asst II-Typing	1.4	2	2	1,048-1,361	27,907	28,152
Totals	5.7	7	7	\$163,689	\$161,407	\$162,036
Maintenance Of Structures:						
Plumber Supvr	0.7	1	1	2,051-2,472	26,608	27,012
Carpenter Supvr	0.9	1	1	1,959-2,360	25,800	25,800
Painter Supvr	1	1	1	1,959-2,360	25,800	25,800
Warehouse Mgr I	0.7	-	-	1,745-2,303	-	-
Plumber I	4	4	4	1,868-2,251	98,080	98,448
Fusion Welder	1	1	1	1,827-2,197	24,024	24,024
Carpenter I	2.1	3	3	1,786-2,150	66,336	68,704
Painter I	4.5	5	5	1,786-2,150	115,683	116,994
Locksmith	1	1	1	1,786-2,150	23,508	23,508
Mason I	0.1	1	1	1,786-2,150	23,508	23,508
Materials & Stores Supvr II	0.7	-	-	1,591-2,098	-	-
Jr Architectural Asst	1	1	1	1,750-2,011	24,042	24,132
Upholsterer	0.9	1	1	1,491-1,959	18,024	18,830
Bldg & Maint Worker	7.5	8	8	1,557-1,868	163,776	163,776
Materials & Stores Supvr I	1.6	1	1	1,401-1,827	16,812	17,544
Mach Opr II -Gen	0.7	-	-	1,177-1,376	-	-
Office Asst II-Gen	0.5	-	-	1,048-1,309	-	-
Totals	28.9	29	29	\$576,784	\$652,001	\$658,080
Maintenance Of Grounds:						
Supvng Groundskeeper II	1	1	1	1,745-2,303	25,176	25,176
Lead Groundskeeper	1	1	1	1,401-1,827	19,992	19,992
Groundskeeper	2.9	3	3	1,342-1,666	53,128	53,852
Totals	4.9	5	5	\$94,762	\$98,296	\$99,020

4300 DEPARTMENT OF DEVELOPMENTAL SERVICES—Continued

ORGANIZATIONAL UNIT	NUMBER OF POSITIONS			EXPENDITURES		
	Classification	Filled 1983-84	Authorized 1984-85	Proposed 1985-86	Actual 1983-84	Estimated 1984-85
				SALARY RANGE		
Utilities Water And Sewage:						
Chief - Plant Operation I	0.7	-	-	2,230-2,691	-	-
Chief Engr I	0.9	1	1	2,253-2,478	27,036	27,036
Electrician Supvr	1	1	1	2,051-2,472	27,012	27,012
Stationary Engr	11.2	13	13	1,931-2,361	329,616	329,616
Electrician I	3.3	4	4	1,868-2,251	96,434	97,528
Totals	17.1	19	19	\$418,076	\$480,098	\$481,192
Fire Protection:						
Fire Chief	1	1	1	2,018-2,431	29,172	29,172
Office Techn-Typing	0.7	1	1	1,214-1,551	17,100	17,100
Totals	1.7	2	2	\$38,589	\$46,272	\$46,272
Totals, Plant Operations	58.3	62	62	\$1,291,900	\$1,438,074	\$1,446,600
Overtime	-	-	-	(\$17,187)	-	-
Totals, Fairview State Hospital	1671.5	1637.5	1637.5	\$31,619,018	\$33,690,372	\$34,077,638
Lanterman State Hospital						
Administration:						
Executive:						
Chief Physician & Surgeon	0.3	1	1	4,571-5,560	66,720	66,720
C.E.A. III	0.9	1	1	3,357-4,464	49,278	51,687
C.E.A. II	1	1	1	3,052-4,057	48,684	48,684
Hosp Administrator	1	1	1	3,357-4,057	48,684	48,684
Asst Hosp Administrator	1	1	1	2,651-3,200	38,400	38,400
Coordinator-Nursing Services	1	1	1	2,651-3,200	36,666	37,968
Community Liaison Rep	1.8	2	2	2,529-3,052	73,248	73,248
Office Of Prog Review Consultant	1	1	1	2,529-3,052	36,624	36,624
Nursing Coordinator	0.2	1	1	2,251-2,717	27,012	28,320
Psychiatric Nursing Educ Director	0.7	-	-	2,251-2,717	-	-
Clients-Patients Rights Advocate	1	1	1	2,197-2,651	31,812	31,812
Assoc Govtl Prog Analyst	0.4	-	-	2,197-2,651	-	-
Sr Special Investigator	0.6	1	1	2,113-2,546	30,552	30,552
Psychiatric Social Worker	0.3	1	1	1,827-2,197	25,275	26,364
Sr Medical Transcriber	0.2	1	1	1,331-1,729	18,027	18,690
Exec Secty I	2	2	2	1,389-1,653	39,672	39,672
Office Techn-Typing	0.9	1	1	1,214-1,551	17,100	17,100
Secty	0.3	1	1	1,236-1,512	17,448	17,448
Office Asst II-Typing	1.8	2	2	1,048-1,367	29,136	29,136
Special Consultant	0.1	-	-	(5,700)	-	-
Totals	16.5	20	20	\$518,949	\$634,338	\$641,109
Medical Records:						
Medical Record Off	2	2	2	1,768-2,336	51,048	51,048
Sr Medical Transcriber	1	1	1	1,331-1,729	18,924	18,924
Health Record Techn II	5	6	6	1,358-1,611	112,420	114,252
Medical Transcriber	2.7	2	2	1,191-1,517	31,032	31,572
Sr Steno	0.3	-	-	1,236-1,512	-	-
Secty	0.6	-	-	1,236-1,512	-	-
Health Record Techn I	11.8	13.7	13.7	1,214-1,425	220,739	226,654
Mach Opr II -Gen	0.7	-	-	1,177-1,376	-	-
Office Asst II-Typing	4.7	5	5	1,048-1,367	68,628	68,976
Steno	1.3	-	-	1,029-1,339	-	-
Office Asst II-Gen	0.4	1	1	1,048-1,309	14,568	14,568
Student Asst	0.5	1	1	935-1,246	11,220	11,784
Office Asst I-Typing	0.3	-	-	976-1,126	-	-
Asst Clk	0.3	-	-	832-950	-	-
Totals	31.6	31.7	31.7	\$509,847	\$528,579	\$537,778
Fiscal Section:						
Sr Acctg Off-Supvr	1	1	1	2,197-2,651	28,980	30,348
Accountant I - Specialist	1	1	1	1,401-1,827	19,816	19,992
Acctg Techn	1	1	1	1,214-1,551	17,100	17,100
Sr Acct Clk	1.6	2	2	1,214-1,551	33,574	34,270
Office Asst II-Typing	0.6	-	-	1,048-1,367	-	-
Acct Clk II	2.8	4	4	1,087-1,367	55,512	57,058
Office Asst II-Gen	0.8	-	-	1,048-1,309	-	-
Totals	8.8	9	9	\$144,002	\$154,982	\$158,768
Trust Section:						
Trust Unit:						
Patient Benefit & Ins Off II	1	1	1	2,150-2,591	31,092	31,092
Office Services Supvr II-Gen	1	1	1	1,358-1,768	19,332	19,332
Office Techn-Typing	1	1	1	1,214-1,551	15,463	16,114
Office Asst II-Typing	0.5	1	1	1,048-1,367	14,568	14,568
Office Asst I-Typing	-	1	1	976-1,126	12,156	12,546
Totals	3.5	5	5	\$71,999	\$92,611	\$93,652
Eligibility Unit:						
Office Techn-Gen	1	1	1	1,214-1,551	16,230	16,926
Office Asst II-Typing	1.4	1.5	1.5	1,048-1,367	21,852	21,852
Totals	2.4	2.5	2.5	\$34,996	\$38,082	\$38,778
Totals, Trust Section	5.9	7.5	7.5	\$106,995	\$130,693	\$132,430

4300 DEPARTMENT OF DEVELOPMENTAL SERVICES—Continued

1
2
3
4
5
6
7
8
9
10
11
12
13
14
15
16
17
18
19
20
21
22
23
24
25
26
27
28
29
30
31
32
33
34
35
36
37
38
39
40
41
42
43
44
45
46
47
48
49
50
51
52
53
54
55
56
57
58
59
60
61
62
63
64
65
66
67
68
69
70
71
72
73
74
75
76
77
78
79
80
81
82
83
84
85
86
87
88
89
90
91
92
93
94
95
96
97
98

ORGANIZATIONAL UNIT

NUMBER OF POSITIONS

EXPENDITURES

Classification

Filled
1983-84

Authorized
1984-85

Proposed
1985-86

Actual
1983-84

Estimated
1984-85

Proposed
1985-86

Personnel Section:

SALARY RANGE

Staff Services Mgr I	1	1	1	2,415-2,913	34,956	34,956
Hosp Health & Safety Coordinator	1	1	1	2,197-2,651	31,812	31,812
Assoc Personnel Analyst	1	1	1	2,197-2,651	31,092	31,812
Personnel Asst III	1	1	1	1,611-1,939	23,268	23,268
Personnel Asst II	1.1	1	1	1,481-1,768	20,861	21,216
Personnel Asst I	9.4	10.5	10.5	1,126-1,551	180,974	184,345
Office Techn-Typing	0.3	1	1	1,214-1,551	16,404	17,100
Secty	1	1	1	1,236-1,512	17,448	17,448
Office Asst II-Typing	1.1	1	1	1,048-1,367	14,568	14,568
Totals	16.9	18.5	18.5	\$338,210	\$371,383	\$376,525

Communications Section:

Supvng Telephone Opr	1	1	1	1,358-1,611	19,332	19,332
Telephone Opr	4	5	5	1,048-1,214	66,874	68,554
Totals	5	6	6	\$74,717	\$86,206	\$87,886

Training:

Psychiatric Nursing Educ Director	0.3	2	2	2,251-2,717	59,616	60,924
Trng Off I	1	1	1	2,197-2,651	31,812	31,812
Office Asst II-Typing	0.3	1	1	1,048-1,367	14,568	14,568
Totals	1.6	4	4	\$47,022	\$105,996	\$107,304

Protective Services:

Hosp Peace Off II	1	1	1	1,757-2,113	25,356	25,356
Hosp Peace Off I	4.3	5	5	1,604-1,924	112,050	112,968
Totals	5.3	6	6	\$115,528	\$137,406	\$138,324
Totals, Administration	91.6	102.7	102.7	\$1,855,270	\$2,149,583	\$2,180,124

Clinical Services:

Program Administration:

Prog Director-Gen Med & Surg Prog	1	1	1	5,033-5,694	64,884	67,380
Prog Director-Develmt Programs	5.8	6	6	2,651-3,200	229,246	230,256
Prog Asst-Develmt Programs	6.5	7	7	2,415-2,913	243,182	244,130
Nursing Coordinator	7.2	7	7	2,251-2,717	228,228	228,228
Registered Nurse III	-	1	1	1,868-2,472	22,416	23,508
Health Services Specialist I	18.5	19.9	19.9	1,868-2,251	534,172	536,181
Office Techn-Typing	0.3	2	2	1,214-1,551	32,416	33,630
Office Asst II-Typing	0.6	2	2	1,048-1,367	27,732	27,732
Steno	0.3	1	1	1,029-1,339	15,114	15,396
Office Asst I-Typing	0.3	2	2	976-1,126	25,969	26,849
Totals	40.5	48.9	48.9	\$1,257,881	\$1,423,359	\$1,433,290

Level Of Care:

Professional:

Staff Psychiatrist	0.8	-	-	4,156-5,429	-	-
Physician & Surgeon	13.2	12	12	3,780-5,429	821,414	832,667
Sr Psychologist-Health Facility	1.3	1	1	2,651-3,200	38,400	38,400
Psychologist	17.8	19	19	2,415-2,913	621,347	636,634
Teacher	41.6	42	42	1,827-2,778	1,328,057	1,341,142
Phys Therapist II	1	1	1	1,827-2,197	26,364	26,364
Psychology Assoc	0.7	-	-	2,002-2,197	-	-
Psychiatric Social Worker	13.9	14	14	1,827-2,197	352,446	358,890
Supportive Equipt Adapter	-	2	2	1,666-2,002	39,984	41,880
Psychometrist	0.9	-	-	1,666-2,002	-	-
Respiratory Therapist	5	5	5	1,462-1,912	109,538	109,620
Phys Therapist I	1	3	3	1,591-1,912	61,128	61,128
Speech Pathologist I	1.2	3	3	1,591-1,912	65,430	66,354
Speech Pathologist Applicant	0.8	-	-	1,591-1,912	-	-
Rehab Therapist-Occupational	30.1	41	41	1,523-1,827	848,049	861,386
Occupational Therapist	4.3	4	4	1,523-1,827	86,236	86,563
Graduate Student Asst	0.2	2	2	1,156-1,750	23,805	24,345
Social Work Assoc	6	6	6	1,407-1,673	118,893	119,962
Phys Therapy Asst	1.5	2	2	1,222-1,437	30,939	32,209
Occupational Therapy Asst	0.9	2	2	1,222-1,437	29,798	30,976
Student Asst	1.7	4	4	935-1,246	44,880	47,124
Totals	143.9	163	163	\$4,174,253	\$4,646,708	\$4,715,644

Nursing:

Registered Nurse II	37.8	45	45	1,706-2,472	1,060,320	1,068,554
Registered Nurse III	8	9	9	1,868-2,472	244,239	245,134
Nursing Treatment Specialist	6	6	6	1,959-2,360	165,108	166,212
Registered Nurse I	9.4	5	5	1,591-2,303	104,688	106,656
Unit Supvr	30.6	32	32	1,868-2,251	843,193	850,568
Develmt Specialist	17.6	18	18	1,630-1,959	424,584	424,584
Sr Psychiatric Techn	82.7	92	92	1,491-1,868	1,994,338	2,048,822
Psychiatric Techn	565.8	635	635	1,376-1,706	12,160,522	12,284,706
Pre-Registered Nurse	0.9	3	3	1,523-1,666	54,828	57,276
Licensed Voc Nurse	11.2	12	12	1,274-1,506	212,740	216,224
Pre-Licensed Psychiatric Techn	26.3	30	30	1,269-1,376	475,564	492,520
Teaching Asst	1	1	1	1,156-1,347	16,164	16,164
Psychiatric Techn Trainee	24.8	23	23	1,177-1,269	337,863	354,290
Student Asst	2.2	-	-	935-1,246	-	-
Hosp Worker	53.5	51	51	1,038-1,198	737,882	738,716
Service Asst-Hosp	6.8	6	6	967-1,114	80,712	80,712
Totals	884.6	968	968	\$17,404,142	\$18,912,745	\$19,151,138
Temporary Help	2.4	-	-	(27,044)	-	-
Overtime	-	-	-	(262,857)	-	-
Totals Level of Care.....	1,030.9	1,131	1,131	\$21,868,296	\$23,559,453	\$23,866,782

4300 DEPARTMENT OF DEVELOPMENTAL SERVICES—Continued

1
2
3
4
5
6
7
8
9
10
11
12
13
14
15
16
17
18
19
20
21
22
23
24
25
26
27
28
29
30
31
32
33
34
35
36
37
38
39
40
41
42
43
44
45
46
47
48
49
50
51
52
53
54
55
56
57
58
59
60
61
62
63
64
65
66
67
68
69
70
71
72
73
74
75
76
77
78
79
80
81
82
83
84
85
86
87
88
89
90
91
92
93
94
95
96
97
98
99

ORGANIZATIONAL UNIT Classification	NUMBER OF POSITIONS			EXPENDITURES		
	Filled 1983-84	Authorized 1984-85	Proposed 1985-86	Actual 1983-84	Estimated 1984-85	Proposed 1985-86
SALARY RANGE						
Central Program Services:						
Chief Physician & Surgeon	0.2	-	-	4,571-5,560	-	-
Physician & Surgeon	4.8	-	-	3,780-5,429	-	-
Chief Dentist	0.7	-	-	3,888-4,935	-	-
Dentist	1.1	-	-	3,440-4,816	-	-
Podiatrist	0.5	-	-	2,415-3,200	-	-
Sr Psychologist-Health Facility	0.7	-	-	2,651-3,200	-	-
Pharmacist II	0.7	-	-	2,778-3,052	-	-
Chief Central Prog Services	1	1	1	2,529-3,052	36,485	36,624
Psychologist-Faculty Experimental	0.3	1	1	2,415-2,913	34,956	34,956
Pharmacist I	5.1	-	-	2,529-2,778	-	-
Asst Chief Central Prog Services	2	2	2	2,303-2,778	66,672	66,672
Teacher	2.3	2	2	1,827-2,778	66,672	66,672
Nurse-Anesthetist	0.7	-	-	2,150-2,591	-	-
Microbiologist II	0.7	-	-	2,098-2,529	-	-
Sr Clinical Lab Technologist	1.3	-	-	1,912-2,529	-	-
Supvng Clinical Lab Technologist	0.9	-	-	2,098-2,529	-	-
Registered Nurse II	3.3	-	-	1,706-2,472	-	-
Catholic Chaplain	1	1	1	2,002-2,415	27,636	28,980
Protestant Chaplain	1	1	1	2,002-2,415	28,532	28,980
Jewish Chaplain	0.8	1	1	2,002-2,415	24,024	25,176
Sr Librarian	0.5	-	-	1,959-2,360	-	-
Supvr-Sheltered Workshop	1	1	1	1,912-2,303	27,636	27,636
Clinical Lab Technologist	4.6	-	-	1,827-2,303	-	-
Surgical Nurse II	0.5	-	-	1,868-2,251	-	-
Brace Maker	1	1	1	1,827-2,197	26,364	26,364
Psychiatric Social Worker	1.1	-	-	1,827-2,197	-	-
Public Health Nurse I	0.7	-	-	1,786-2,150	-	-
Librarian	1	1	1	1,786-2,150	24,908	25,800
Coordinator-Volunteer Services	2	2	2	1,745-2,098	50,352	50,352
Dental Hygienist	1.4	-	-	1,706-2,051	-	-
Surgical Nurse I	0.7	-	-	1,706-2,051	-	-
Supportive Equipt Adapter	-	2	2	1,666-2,002	40,909	41,832
Support Services Asst-Interpreter	0.7	0.8	0.8	1,481-2,029	16,973	16,973
X-Ray Techn	1	-	-	1,462-1,912	-	-
Respiratory Therapist	0.7	-	-	1,462-1,912	-	-
Auto Equipt Opr I	1.1	-	-	1,523-1,827	-	-
Electroencephalographic Techn	0.7	-	-	1,462-1,745	-	-
Sr Medical Transcriber	0.5	-	-	1,331-1,729	-	-
Psychiatric Techn	10.4	6	6	1,376-1,706	120,880	121,488
Beauty Shop Mgr	1	2	2	1,265-1,630	33,036	34,020
Barbershop Mgr	1	1	1	1,265-1,630	17,892	17,892
Medical Transcriber	0.5	-	-	1,191-1,517	-	-
Sr Steno	0.3	-	-	1,236-1,512	-	-
Dental Asst	1.5	-	-	1,177-1,498	-	-
Pharmacy Asst	2.3	-	-	1,214-1,425	-	-
Office Asst II-Typing	1.9	1	1	1,048-1,367	14,568	14,568
Teaching Asst	6	7	7	1,156-1,347	111,126	111,648
Hosp Worker	1.2	-	-	1,038-1,198	-	-
Temporary Help	0.3	0.2	0.2	(3,413)	2,819	2,819
Totals	74.7	34	34	\$1,926,227	\$772,440	\$779,452
Pharmacy:						
Pharmacist II	0.3	1	1	2,778-3,052	36,624	36,624
Pharmacist I	2.5	8	8	2,529-2,778	266,688	266,688
Registered Nurse II	0.2	-	-	1,706-2,472	-	-
Health Services Specialist I	0.2	1	1	1,868-2,251	27,012	27,012
Pharmacy Asst	1.1	3	3	1,214-1,425	51,300	51,300
Office Asst II-Typing	0.2	2	2	1,048-1,367	28,944	28,944
Totals	4.5	15	15	\$121,113	\$410,568	\$410,568
Dental Services:						
Chief Dentist	0.3	1	1	3,888-4,935	57,792	57,792
Dentist	0.4	2	2	3,440-4,816	91,680	96,111
Dental Hygienist	0.3	1	1	1,706-2,051	24,612	24,612
Dental Asst	0.7	3	3	1,177-1,498	47,424	47,970
Totals	1.7	7	7	\$58,907	\$221,508	\$226,485
Public Health-Employee Health:						
Physician and Surgeon.....	-	1	1	3,780-5,429	60,396	60,396
Registered Nurse II	0.7	2	2	1,706-2,472	49,224	49,224
Public Health Nurse I	0.3	1	1	1,786-2,150	25,800	25,800
Office Asst II-Typing	0.7	2	2	1,048-1,367	29,136	29,136
Totals	1.7	6	6	\$34,720	\$164,556	\$164,556
Medical Ancillary:						
Staff Psychiatrist	0.2	-	-	4,156-5,429	-	-
Physician & Surgeon	1.8	6.5	6.5	3,780-5,429	387,515	394,671
Podiatrist	0.3	1	1	2,415-3,200	33,876	34,956
Nurse-Anesthetist	0.3	1	1	2,150-2,591	31,092	31,092
Registered Nurse II	0.7	2	2	1,706-2,472	47,665	48,764

4300 DEPARTMENT OF DEVELOPMENTAL SERVICES—Continued

ORGANIZATIONAL UNIT	NUMBER OF POSITIONS			EXPENDITURES			
	Classification	Filled 1983-84	Authorized 1984-85	Proposed 1985-86	Actual 1983-84	Estimated 1984-85	Proposed 1985-86
SALARY RANGE							
Surgical Nurse II	0.3	1	1	1,868-2,251	27,012	27,012	
Surgical Nurse I	0.3	1	1	1,706-2,051	24,612	24,612	
Respiratory Therapist	0.3	1	1	1,462-1,912	20,940	20,940	
Electroencephalographic Techn	0.3	1	1	1,462-1,745	20,940	20,940	
Psychiatric Techn	1.2	5	5	1,376-1,706	95,352	96,084	
Medical Transcriber	0.3	1	1	1,191-1,517	16,404	16,740	
Office Asst II-Typing	0.1	0.5	0.5	1,048-1,367	6,375	6,375	
Psychiatric Techn Trainee	-	1	1	1,177-1,269	14,400	14,400	
Totals	6.1	22	22	\$217,139	\$726,183	\$736,586	
Laboratory-Radiology:							
Sr Clinical Lab Technologist	0.7	2	2	1,912-2,529	50,580	51,660	
Supvng Clinical Lab Technologist	0.1	1	1	2,098-2,529	28,980	30,348	
Microbiologist II	0.3	1	1	2,098-2,529	30,348	30,348	
Clinical Lab Technologist	2.3	7	7	1,827-2,303	176,232	176,232	
Sr X-Ray Techn	0.1	1	1	1,523-2,002	19,167	20,071	
X-Ray Techn	0.6	2	2	1,462-1,912	38,168	39,216	
Medical Transcriber	0.3	1	1	1,191-1,517	16,404	16,740	
Office Asst II-Typing	0.3	1	1	1,048-1,367	15,120	15,120	
Hosp Worker	0.3	1	1	1,038-1,198	14,376	14,376	
Totals	5	17	17	\$117,527	\$389,375	\$394,111	
Projects:							
Foster Grandparent Project:							
Foster Grandparent Proj Coordinator..	1	1	1	1,666-2,002	24,024	24,024	
Office Asst II-Typing	0.3	1	1	1,048-1,367	14,568	14,568	
Temporary Help	22.8	4.5	4.5	(137,941)	193,420	193,420	
Totals	24.1	6.5	6.5	\$164,929	\$232,012	\$232,012	
Adult Education Projects:							
Temporary Help	0.6	-	-	8,508	-	-	
Compensatory Education Project:							
Temporary Help	9.1	-	-	121,259	-	-	
Totals Clinical Services	1,198.9	1,287.4	1,287.4	\$25,896,506	\$27,899,454	\$28,243,842	
Support Services:							
Service And Supply:							
Hosp Gen Services Administrator II ..	1	1	1	2,197-2,651	30,592	31,812	
Warehouse Mgr I	1	1	1	1,745-2,303	25,176	25,176	
Auto Pool Mgr I	0.7	-	-	1,666-2,197	-	-	
Property Clk II	1	1	1	1,591-2,098	23,304	23,304	
Materials & Stores Supvr I	2	3	3	1,401-1,827	55,416	57,000	
Mgt Services Techn	1	1	1	1,177-1,565	18,780	18,780	
Secty	0.7	-	-	1,236-1,512	-	-	
Mach Opr II -Gen	0.3	1	1	1,177-1,376	16,512	16,512	
Office Asst II-Typing	1.7	3	3	1,048-1,367	41,460	41,844	
Office Asst I-Typing	0.1	1	1	976-1,126	12,156	12,546	
Office Asst I-Gen	0.5	-	-	944-1,087	-	-	
Asst Clk	0.7	-	-	832-950	-	-	
Totals	10.7	12	12	\$201,089	\$223,396	\$226,974	
Food Service:							
Director Of Dietetics	1	1	1	2,197-2,651	31,812	31,812	
Unit Supvr	0.6	1	1	1,868-2,251	27,012	27,012	
Asst Director Of Dietetics	3	3	3	1,827-2,197	78,669	79,092	
Food Administrator I	2.5	3	3	1,706-2,051	69,696	70,656	
Supvng Cook II	1	1	1	1,557-2,051	22,416	22,416	
Clinical Dietitian	1.4	2	2	1,591-1,912	41,936	43,726	
Materials & Stores Supvr I	1	1	1	1,401-1,827	19,992	19,992	
Supvng Cook I	3.6	4	4	1,371-1,786	77,875	78,240	
Baker II	1	1	1	1,371-1,786	19,560	19,560	
Cook II	9.8	10	10	1,265-1,630	177,392	178,754	
Baker I	1	1	1	1,265-1,630	17,892	17,892	
Food Service Supvr I	6.1	7	7	1,222-1,565	119,004	119,646	
Stock Clk	0.9	1	1	1,168-1,486	14,348	14,890	
Cook I	4	4	4	1,135-1,437	62,643	63,252	
Food Service Worker II	8.5	9	9	1,095-1,376	132,998	133,956	
Office Asst II-Typing	0.9	3	3	1,048-1,367	42,300	42,300	
Janitor	1	1	1	1,038-1,294	14,356	14,376	
Food Service Worker I	87.6	103	103	1,018-1,269	1,422,430	1,435,457	
Service Asst-Food	0.6	-	-	935-1,075	-	-	
Totals	135.5	156	156	\$2,029,849	\$2,392,331	\$2,413,029	
Clothing:							
Clothing Center Mgr	0.2	1	1	1,557-1,868	18,757	19,636	
Seamer	2.6	3	3	1,265-1,630	51,696	52,360	
Asst Seamer	1	1	1	1,095-1,376	15,228	15,228	
Totals	3.8	5	5	\$62,431	\$85,681	\$87,224	
Housekeeping—Public Areas:							
Sr Psychiatric Techn	1	1	1	1,491-1,868	22,416	22,416	
Supvng Housekeeper I	1	1	1	1,114-1,407	15,528	15,528	
Janitor	8.9	10	10	1,038-1,294	141,840	142,677	
Totals	10.9	12	12	\$158,900	\$179,784	\$180,621	

4300 DEPARTMENT OF DEVELOPMENTAL SERVICES—Continued

ORGANIZATIONAL UNIT	NUMBER OF POSITIONS			EXPENDITURES		
	Filled 1983-84	Authorized 1984-85	Proposed 1985-86	Actual 1983-84	Estimated 1984-85	Proposed 1985-86
Classification						
Housekeeping—Treatment Areas:				SALARY RANGE		
Auto Equipmt Opr I	1	1	1	1,523-1,827	19,992	19,992
Supvng Housekeeper II	1	2	2	1,239-1,591	32,412	33,000
Janitor Supvr I	1	1	1	1,114-1,407	15,944	15,944
Supvng Housekeeper I	6	6	6	1,114-1,407	93,168	93,168
Janitor	40	48	48	1,038-1,294	670,799	678,093
Student Asst	0.1	0.4	0.4	935-1,246	4,565	4,723
Service Asst-Janitor	4.6	7	7	967-1,114	88,807	90,832
Totals	53.7	65.4	65.4	\$748,792	\$925,687	\$935,752
Laundry:						
Laundry Supvr II	1	1	1	1,491-1,959	20,472	21,432
Clothing Center Mgr	0.7	-	-	1,557-1,868	-	-
Auto Equipmt Opr I	0.3	-	-	1,523-1,827	-	-
Laundry Supvr I	2	2	2	1,265-1,630	35,676	35,784
Laundry Worker	9.1	9	9	1,135-1,437	142,200	142,668
Launderer	9	9	9	1,095-1,376	137,052	137,052
Launderer Asst	18.6	21	21	1,018-1,269	286,808	291,146
Totals	40.7	42	42	\$586,243	\$622,208	\$628,082
Transportation:						
Auto Pool Mgr I	0.3	1	1	1,666-2,197	24,024	24,024
Lead Auto Mechanic	1	1	1	1,745-2,098	22,944	22,944
Auto Equipmt Opr II	0.6	1	1	1,666-2,002	21,596	21,924
Auto Equipmt Opr I	10.4	15	15	1,523-1,827	294,530	298,740
Totals	12.3	18	18	\$246,544	\$363,094	\$367,632
Totals, Support Services	267.6	310.4	310.4	\$4,033,848	\$4,792,181	\$4,839,314
Plant Operation:						
Administration:						
Chief - Plant Operation III	0.3	1	1	2,450-2,954	35,448	35,448
Chief - Plant Operation I	0.3	1	1	2,230-2,691	32,292	32,292
Sr Steno	0.3	1	1	1,236-1,512	17,448	17,448
Totals	0.9	3	3	\$26,942	\$85,188	\$85,188
Maintenance Of Structures:						
Chief - Plant Operation III	0.7	-	-	2,450-2,954	-	-
Chief - Plant Operation I	0.7	-	-	2,230-2,691	-	-
Supvr - Bldg Trades	1	1	1	2,051-2,591	28,320	28,320
Plumber Supvr	1	1	1	2,051-2,472	27,012	27,012
Carpenter Supvr	0.4	1	1	1,959-2,360	25,107	25,800
Painter Supvr	1	2	2	1,959-2,360	50,907	51,600
Sheet Metal Worker	1	1	1	1,868-2,251	24,612	24,612
Plumber I	3	3	3	1,868-2,251	73,836	73,836
Painter I	4.2	5	5	1,786-2,150	117,540	117,540
Carpenter I	1.8	2	2	1,786-2,150	45,186	46,197
Locksmith	1	1	1	1,786-2,150	23,508	23,508
Mason I	1	1	1	1,786-2,150	23,508	23,508
Upholsterer	1	1	1	1,491-1,959	21,432	21,432
Bldg & Maint Worker	10	11	11	1,557-1,868	221,434	224,128
Office Asst II-Typing	0.3	1	1	1,048-1,367	13,698	14,172
Totals	28.1	31	31	\$631,387	\$696,100	\$701,665
Maintenance Of Grounds:						
Supvng Groundskeeper II	1	1	1	1,745-2,303	25,176	25,176
Tractor Opr-Laborer	0.3	1	1	1,673-2,011	22,020	22,020
Lead Groundskeeper	1	1	1	1,401-1,827	19,992	19,992
Groundskeeper	4.4	6	6	1,342-1,666	106,654	108,358
Totals	6.7	9	9	\$126,258	\$173,842	\$175,546
Utilities Water And Sewage:						
Chief Engr I	1	1	1	2,253-2,478	27,636	27,636
Electrician Supvr	1	1	1	2,051-2,472	27,012	27,012
Stationary Engr	7.7	12	12	1,931-2,361	323,088	323,088
Steamfitter	0.3	-	-	1,868-2,251	-	-
Electrician I	1.9	2	2	1,868-2,251	47,119	48,212
Stationary Engr Apprentice	2.9	4	4	1,395-2,243	112,512	112,512
Boiler Room Tender	1.2	-	-	1,824-2,006	-	-
Electrician Apprentice	1	1	1	1,269-1,921	23,052	23,052
Totals	17	21	21	\$421,563	\$560,419	\$561,512
Fire Protection:						
Fire Chief	1	1	1	2,018-2,431	29,172	29,172
Totals	1	1	1	\$27,729	\$29,172	\$29,172
Totals, Plant Operations	53.7	65	65	\$1,233,879	\$1,544,721	\$1,553,083
Overtime	-	-	-	31,136	-	-
Totals, Lanterman State Hospital	1,611.8	1,765.5	1,765.5	\$33,050,639	\$36,385,939	\$36,816,363

87
88
89
90
91
92
93
94
95
96
97
98

4300 DEPARTMENT OF DEVELOPMENTAL SERVICES—Continued

ORGANIZATIONAL UNIT	NUMBER OF POSITIONS			EXPENDITURES		
	Filled 1983-84	Authorized 1984-85	Proposed 1985-86	Actual 1983-84	Estimated 1984-85	Proposed 1985-86
Napa State Hospital						
Administration:						
Executive:						
				SALARY RANGE		
Exec Director	0.6	-	-	5,429-5,752	-	-
Office Of Prog Review Consultant	0.4	1	1	4,795-5,639	63,619	66,702
C.E.A. III	0.4	1	1	3,357-4,464	52,941	53,568
C.E.A. II	1	1	1	3,052-4,057	48,684	48,684
Hosp Administrator	1	1	1	3,357-4,057	48,684	48,684
Coordinator-Nursing Services	1	1	1	2,651-3,200	38,400	38,400
Community Liaison Rep	2	2	2	2,529-3,052	68,563	70,095
Office Of Prog Review Consultant	0.8	-	-	2,529-3,052	-	-
Stds Compliance Coordinator	0.9	1	1	2,529-3,052	31,690	33,209
Hosp Adm Resident IV	1.3	2	2	2,415-2,913	69,912	69,912
Clients-Patients Rights Advocate	1	1	1	2,197-2,651	31,812	31,812
Asst To Medical Director	1	1	1	2,197-2,651	31,812	31,812
Sr Special Investigator	1	1	1	2,113-2,546	30,552	30,552
Exec Secty I	1	1	1	1,389-1,653	20,196	20,196
Sr Medical Steno	0.9	1	1	1,331-1,577	18,864	18,924
Mgt Services Techn	0.4	1	1	1,177-1,565	14,136	14,664
Office Techn-Typing	1	1	1	1,214-1,551	16,868	17,100
Secty	3	4	4	1,236-1,512	67,176	67,740
Office Asst II-Typing	1.5	2	2	1,048-1,367	29,688	29,688
Steno	2.1	2	2	1,029-1,339	30,604	30,792
Totals	22.3	25	25	\$637,863	\$714,201	\$722,534
Medical Records:						
Medical Record Off	2	2	2	1,768-2,336	51,048	51,048
Office Services Supvr III-Gen	1	1	1	1,544-1,854	22,248	22,248
Sr Medical Transcriber	1	1	1	1,331-1,729	18,924	18,924
Health Record Techn II	3	3	3	1,358-1,611	57,896	57,996
Sr Medical Steno	1	1	1	1,331-1,577	18,924	18,924
Office Techn-Typing	1	1	1	1,214-1,551	16,462	17,100
Office Services Supvr I-Typing	1	1	1	1,214-1,551	17,100	17,100
Medical Transcriber	10.2	11	11	1,191-1,517	175,011	177,660
Office Services Supvr I-Filing	1	1	1	1,214-1,425	17,100	17,100
Health Record Techn I	8.4	9	9	1,214-1,425	148,604	149,940
Medical Steno.....	1	1	1	1,191-1,395	16,740	16,740
Office Asst II-Typing	18.3	18	18	1,048-1,367	259,334	261,964
Office Asst II-Gen	1.9	2	2	1,048-1,309	29,570	29,092
Office Asst I-Typing	1	2	2	976-1,126	25,740	26,130
Totals	51.8	54	54	\$816,390	\$873,701	\$881,966
Fiscal Section:						
Sr Acctg Off-Supvr	1	1	1	2,197-2,651	31,812	31,812
Accountant I - Supvr	1	1	1	1,401-1,827	19,992	19,992
Mgt Services Techn	1	1	1	1,177-1,565	14,993	15,592
Sr Acct Clk	2	2	2	1,214-1,551	34,200	34,200
Office Techn-Typing	0.9	1	1	1,214-1,551	15,998	16,694
Acctg Techn	2	2	2	1,214-1,551	34,200	34,200
Acct Clk II	4.8	6	6	1,087-1,367	89,248	90,920
Totals	12.7	14	14	\$211,418	\$240,443	\$243,410
Trust Section:						
Trust Unit:						
Patient Benefit & Ins Off II	1	1	1	2,150-2,591	31,092	31,092
Patient Benefit & Ins Off I	1	1	1	1,959-2,360	27,339	28,320
Office Services Supvr I-Typing	2	2	2	1,214-1,551	34,200	34,200
Office Techn-Typing	1	1	1	1,214-1,551	17,100	17,100
Sr Acct Clk	1	1	1	1,214-1,551	17,100	17,100
Office Asst II-Typing	5.6	6	6	1,048-1,367	86,444	87,056
Acct Clk II	1.1	1	1	1,087-1,367	15,120	15,120
Bookkeeping Mach Opr II	1.9	2	2	1,126-1,309	31,269	31,416
Totals	14.6	15	15	\$242,519	\$259,664	\$261,404
Eligibility Unit:						
Health Record Techn II	0.1	1	1	1,358-1,611	17,161	17,897
Office Services Supvr I-Typing	1	1	1	1,214-1,551	17,100	17,100
Health Record Techn I	0.9	-	-	1,214-1,425	-	-
Office Asst II-Typing	1.6	3.5	3.5	1,048-1,367	49,653	50,391
Office Asst II-Gen	0.2	-	-	1,048-1,309	-	-
Totals	3.8	5.5	5.5	\$58,085	\$83,914	\$85,388
Totals, Trust Section.....	18.4	20.5	20.5	\$300,604	\$343,578	\$346,792
Personnel Section:						
Staff Services Mgr I	0.3	1	1	2,415-2,913	34,955	34,955
Hosp Health & Safety Coordinator	1	1	1	2,197-2,651	28,756	30,120
Assoc Govtl Prog Analyst	1	1	1	2,197-2,651	32,172	32,172
Staff Services Analyst-Gen	0.9	1	1	1,407-2,197	23,512	23,580
Personnel Asst III	1	1	1	1,611-1,939	23,268	23,268
Personnel Asst II	0.9	2	2	1,481-1,768	41,160	41,160
Personnel Asst I	14.3	14	14	1,126-1,551	247,343	251,719
Office Asst II-Typing	1.6	3	3	1,048-1,367	42,720	43,176
Totals	21	24	24	\$395,780	\$472,886	\$480,150

4300 DEPARTMENT OF DEVELOPMENTAL SERVICES—Continued

ORGANIZATIONAL UNIT	NUMBER OF POSITIONS			EXPENDITURES			
	Classification	Filled 1983-84	Authorized 1984-85	Proposed 1985-86	Actual 1983-84	Estimated 1984-85	Proposed 1985-86
Communications Section:				SALARY RANGE			
Supvng Telephone Opr	1	1	1	1,358-1,611	19,332	19,332	
Office Asst II-Typing	1	1	1	1,048-1,367	14,568	14,568	
Telephone Opr	5.8	7	7	1,048-1,214	96,833	99,495	
Totals	7.8	9	9	\$113,120	\$130,733	\$133,395	
Training:							
Psychiatric Nursing Educ Director	1	1	1	2,251-2,717	32,604	32,604	
Trng Off I	1	1	1	2,197-2,651	31,812	31,812	
Nurse Instructor	1	1	1	2,051-2,472	29,664	29,664	
Office Asst II-Typing	1	1	1	1,048-1,367	14,568	14,568	
Steno	0.4	1	1	1,029-1,339	15,396	15,396	
Totals	4.4	5	5	\$111,673	\$124,044	\$124,044	
Protective Services:							
Hosp Peace Off II	1	1	1	1,757-2,113	25,356	25,356	
Hosp Peace Off I	6.8	7	7	1,604-1,924	156,985	158,904	
Totals	7.8	8	8	\$169,622	\$182,341	\$184,260	
Overtime	-	-	-	80,164	-	-	
Totals, Administration	146.2	159.5	159.5	\$2,836,634	\$3,081,927	\$3,116,551	
Clinical Services:							
Mentally Disabled Unit:							
Program Administration:							
Prog Director-Medical	2	2	2	5,033-5,694	136,656	136,656	
Prog Director-Gen Med & Surg Prog ..	1	1	1	5,033-5,694	67,668	67,668	
Prog Asst-Medical	1	1	1	4,571-5,560	65,148	65,148	
Physician & Surgeon	0.1	1	1	3,780-5,429	60,396	60,396	
Prog Director-Mental Programs	7	7	7	2,651-3,200	268,800	268,800	
Prog Asst-Mental Programs	7.6	8	8	2,415-2,913	272,513	275,509	
Nursing Coordinator	8	10	10	2,251-2,717	309,264	313,188	
Registered Nurse III	1	1	1	1,868-2,472	27,012	27,012	
Health Services Specialist I	40.9	43.1	43.1	1,868-2,251	1,154,070	1,161,648	
Hosp Social Worker II	0.7	-	-	1,498-1,794	-	-	
Sr Medical Steno	4	4	4	1,331-1,577	74,535	75,276	
Secty	1.7	2	2	1,236-1,512	34,896	34,896	
Office Asst II-Typing	11	10	10	1,048-1,367	145,070	145,636	
Steno	3	4	4	1,029-1,339	60,637	61,208	
Office Asst I-Typing	-	1	1	976-1,126	12,156	12,546	
Totals	89	95.1	95.1	\$2,456,246	\$2,688,821	\$2,705,587	
Level Of Care:							
Professional:							
Staff Psychiatrist	44.4	52.7	52.7	4,156-5,429	3,347,172	3,361,679	
Physician & Surgeon	12.1	15.3	15.3	3,780-5,429	902,084	915,099	
Pathologist	1	1	1	4,360-5,429	65,148	65,148	
Sr Psychologist	0.8	1	1	2,651-3,200	38,400	38,400	
Psychologist	21.8	23	23	2,415-2,913	775,035	787,080	
Teacher-Learning Handicapped	17.8	20	20	1,827-2,778	621,816	624,876	
Voc Instructor-Industrial Arts	1	1	1	1,827-2,778	29,796	30,708	
Psychiatric Social Worker	52.4	64	64	1,827-2,197	1,626,911	1,652,538	
Clinical Psychology Intern	2	2	2	1,462-2,098	41,880	43,848	
Rehab Therapist	40.6	44	44	1,523-1,827	942,869	950,013	
Social Work Assoc	1.3	1	1	1,407-1,673	17,244	17,994	
Totals	195.2	225	225	\$7,061,448	\$8,408,355	\$8,487,383	
Nursing:							
Registered Nurse II	81.1	90	90	1,706-2,472	2,151,659	2,168,605	
Registered Nurse III	10.7	11	11	1,868-2,472	295,784	297,684	
Nursing Treatment Specialist	1.6	2	2	1,959-2,360	58,792	58,792	
Registered Nurse I	27.6	22	22	1,591-2,303	453,928	453,928	
Unit Supvr	31.6	37	37	1,868-2,251	977,119	983,388	
Child Care Practitioner	13.2	14	14	1,630-1,959	329,832	329,832	
Sr Psychiatric Techn	74.1	80	80	1,491-1,868	1,769,698	1,776,614	
Psychiatric Techn	566.9	612.2	612.2	1,376-1,706	11,835,988	11,928,437	
Pre-Registered Nurse	3.4	7.8	7.8	1,523-1,666	142,553	148,918	
Licensed Voc Nurse	14.2	16	16	1,274-1,506	275,914	284,087	
Pre-Licensed Psychiatric Techn	17.1	14	14	1,269-1,376	218,392	227,128	
Psychiatric Techn Trainee	-	28	28	1,177-1,269	403,200	418,488	
Student Asst	4.4	2	2	935-1,246	23,685	24,477	
Hosp Worker	60.2	55	55	1,038-1,198	783,774	789,006	
Social Service Asst I	1.9	2	2	1,038-1,198	29,112	29,112	
Service Assistant-Hospital	4.2	5	5	967-1,114	63,603	65,185	
Temporary Help	2.1	-	-	(108,763)	-	-	
Overtime	-	-	-	(516,674)	-	-	
Totals	914.3	998	998	\$18,653,668	\$19,813,033	\$19,983,681	
Totals, Level of Care	1,109.5	1,223	1,223	\$25,715,116	\$28,221,388	\$28,471,064	
Totals M.D. Unit	1,198.5	1,318.1	1,318.1	\$28,171,362	\$30,910,209	\$31,176,651	
Developmentally Disabled Unit:							

91
92
93
94
95
96
97
98

4300 DEPARTMENT OF DEVELOPMENTAL SERVICES—Continued

ORGANIZATIONAL UNIT Classification	NUMBER OF POSITIONS			EXPENDITURES		
	Filled 1983-84	Authorized 1984-85	Proposed 1985-86	Actual 1983-84	Estimated 1984-85	Proposed 1985-86
Program Administration:						
Prog Director-Develmt Programs	3	3	3	2,651-3,200	115,200	115,200
Prog Assistant-Develmt Programs	3.4	3	3	2,415-2,913	104,868	104,868
Nursing Coordinator	2.7	2	2	2,251-2,717	65,208	65,208
Health Services Specialist I	5.8	6	6	1,868-2,251	157,476	158,568
Secty	1.8	2	2	1,236-1,512	34,188	34,896
Office Asst II-Typing	3.6	4	4	1,048-1,367	58,632	58,632
Totals	20.3	20	20	\$540,513	\$535,572	\$537,372
Level Of Care:						
Professional:						
Staff Psychiatrist	1.1	1	1	4,156-5,429	63,336	63,336
Physician & Surgeon	3.6	5	5	3,780-5,429	300,706	308,612
Psychologist	7	7	7	2,415-2,913	239,736	242,310
Teacher	23.8	23	23	1,827-2,778	734,944	741,454
Psychiatric Social Worker	11.5	12	12	1,827-2,197	295,566	304,557
Rehab Therapist	14	12	12	1,523-1,827	254,662	257,498
Teaching Asst	0.7	1	1	1,156-1,347	15,528	15,528
Totals	61.7	61	61	\$1,779,990	\$1,904,478	\$1,933,295
Nursing:						
Registered Nurse II	2.3	3	3	1,706-2,472	68,588	68,980
Registered Nurse I	0.5	-	-	1,591-2,303	-	-
Unit Supvr	10.5	12	12	1,868-2,251	299,847	306,615
Child Care Practitioner	2.9	3	3	1,630-1,959	70,524	70,524
Develmt Specialist	4.4	4	4	1,630-1,959	94,032	94,032
Sr Psychiatric Techn	32.7	33	33	1,491-1,868	734,451	736,398
Psychiatric Techn	174.5	145	145	1,376-1,706	2,797,331	2,813,439
Licensed Voc Nurse	8.2	8	8	1,274-1,506	143,742	147,552
Pre-Licensed Psychiatric Techn	6.1	4	4	1,269-1,376	61,952	64,448
Student Asst	2	1	1	935-1,246	13,874	13,874
Hosp Worker	22.9	24	24	1,038-1,198	344,646	347,028
Service Asst-Hosp	1	1	1	967-1,114	13,623	13,668
Temporary Help	0.6	-	-	(30,859)	-	-
Overtime	-	-	-	(146,596)	-	-
Totals	268.6	238	238	\$5,098,758	\$4,642,610	\$4,676,758
Totals, Leve of Care.....	330.3	299	299	\$6,878,748	\$6,547,088	\$6,610,053
Totals, D.D. Unit.....	350.6	319	319	\$7,419,261	\$7,082,660	\$7,147,425
Central Program Services:						
Physician & Surgeon	1	1.3	1.3	3,780-5,429	82,337	82,337
Chief Central Prog Services	1	1	1	2,529-3,052	36,624	36,624
Teacher	7.3	8	8	1,827-2,778	263,376	264,792
Asst Chief Central Prog Services	0.4	1	1	2,303-2,778	36,600	36,600
Asst Chief Central Prog Services	1.6	1	1	2,303-2,778	33,336	33,336
Protestant Chaplain	1	1	1	2,002-2,415	28,980	28,980
Jewish Chaplain	1	1	1	2,002-2,415	28,980	28,980
Catholic Chaplain	1	1	1	2,002-2,415	28,980	28,980
Sr Librarian	0.8	1	1	1,959-2,360	28,320	28,320
Supvr-Sheltered Workshop	1	1	1	1,912-2,303	27,636	27,636
Disability Evaluation Analyst	1	1	1	1,407-2,197	21,924	21,924
Phys Therapist II	1	1	1	1,827-2,197	26,364	26,364
Librarian	0.8	1	1	1,786-2,150	21,432	22,416
Coordinator-Volunteer Services	2	2	2	1,745-2,098	50,352	50,352
Phys Therapist I	1	1.4	1.4	1,591-1,912	30,761	31,130
Rehab Therapist-Occupational	1.2	1	1	1,523-1,827	21,924	21,924
Rehab Therapist-Recr	2	2	2	1,523-1,827	43,848	43,848
Industrial Therapist	1	1	1	1,523-1,827	21,924	21,924
Psychiatric Techn	9	10	10	1,376-1,706	196,860	197,592
Beauty Shop Mgr	1	1	1	1,265-1,630	18,252	18,252
Barbershop Mgr	1	1	1	1,265-1,630	17,892	17,892
Office Techn-Typing	0.2	1	1	1,214-1,551	16,180	16,800
Office Asst II-Typing	1	1	1	1,048-1,367	14,568	14,568
Steno	1.8	1	1	1,029-1,339	15,396	15,396
Student Asst	0.1	1	1	935-1,246	12,012	12,012
Totals	40.2	43.7	43.7	\$992,947	\$1,124,858	\$1,128,979
Pharmacy:						
Pharmacist II	1	1	1	2,778-3,052	36,624	36,624
Pharmacist I	4	4	4	2,529-2,778	130,941	133,090
Pharmacy Asst	2.7	3	3	1,214-1,425	48,768	49,320
Office Asst II-Typing	1	1	1	1,048-1,367	14,568	14,568
Totals	8.7	9	9	\$213,847	\$230,901	\$233,602
Dental Services:						
Chief Dentist	1	1	1	3,888-4,935	56,448	56,448
Dentist	1.8	2	2	3,440-4,816	104,145	106,560
Dental Asst	2.5	3	3	1,177-1,498	47,424	47,970
Totals	5.3	6	6	\$185,878	\$208,017	\$210,978
Public Health- Employee Health:						
Staff Psychiatrist	0.9	1	1	4,156-5,429	63,336	63,336
Physician & Surgeon	1	1	1	3,780-5,429	63,336	63,336
Public Health Nurse II	1.1	1	1	1,959-2,360	23,508	24,612

4300 DEPARTMENT OF DEVELOPMENTAL SERVICES—Continued

1
2
3
4
5
6
7
8
9
10
11
12
13
14
15
16
17
18
19
20
21
22
23
24
25
26
27
28
29
30
31
32
33
34
35
36
37
38
39
40
41
42
43
44
45
46
47
48
49
50
51
52
53
54
55
56
57
58
59
60
61
62
63
64
65
66
67
68
69
70
71
72
73
74
75
76
77
78
79
80
81
82
83
84
85
86
87
88
89
90
91
92
93
94
95
96
97
98

ORCANIZATIONAL UNIT Classification	NUMBER OF POSITIONS			SALARY RANGE Actual 1983-84	EXPENDITURES	
	Filled 1983-84	Authorized 1984-85	Proposed 1985-86		Estimated 1984-85	Proposed 1985-86
Office Asst II-Typing	0.5	-	-	1,048-1,367	-	-
Office Asst I-Typing	-	1	1	976-1,126	12,156	12,546
Totals	3.5	4	4	\$155,722	\$162,336	\$163,830
Medical Ancillary:						
Staff Psychiatrist	2.4	1.3	1.3	4,156-5,429	69,416	71,864
Physician & Surgeon	1.9	4	4	3,780-5,429	221,016	225,408
Podiatrist	0.5	1	1	2,415-3,200	33,336	34,956
Registered Nurse II	3.2	3	3	1,706-2,472	70,656	70,656
Public Health Nurse II	0.2	1	1	1,959-2,360	26,103	27,339
Registered Nurse I	0.2	-	-	1,591-2,303	-	-
Surgical Nurse II	1	1	1	1,868-2,251	27,012	27,012
Surgical Nurse I	2.4	2	2	1,706-2,051	49,224	49,224
Respiratory Therapist	0.6	1	1	1,462-1,912	21,268	22,264
Electroencephalographic Techn	2	2	2	1,462-1,745	41,682	41,880
Psychiatric Techn	5.8	3.6	3.6	1,376-1,706	72,847	72,847
Pre-Registered Nurse	-	3	3	1,523-1,666	54,828	57,276
Medical Transcriber	0.9	1	1	1,191-1,517	16,460	16,740
Totals	21.1	23.9	23.9	\$629,727	\$703,848	\$717,466
Laboratory-Radiology:						
Sr Clinical Lab Technologist	2	2	2	1,912-2,529	55,272	55,272
Supvng Clinical Lab Technologist	1	1	1	2,098-2,529	30,348	30,348
Clinical Lab Technologist	5.1	5	5	1,827-2,303	124,920	125,880
X-Ray Techn	2	3	3	1,462-1,912	57,236	58,833
Office Techn-Typing	1	1	1	1,214-1,551	16,230	16,926
Medical Transcriber	1	1	1	1,191-1,517	16,684	16,740
Office Asst II-Typing	0.8	-	-	1,048-1,367	-	-
Lab Asst	1.9	2	2	1,055-1,321	30,516	30,516
Student Asst	0.4	-	-	935-1,246	-	-
Social Service Asst I	0.6	1	1	1,038-1,198	14,337	14,376
Totals	15.8	16	16	\$326,314	\$345,543	\$348,891
Projects:						
Medical Residency Program:						
Chief Of Professional Educ	1	2	2	5,033-5,694	128,566	131,664
Medical Resident	14.1	16	16	2,188-3,602	461,172	471,852
Secty	1	1	1	1,236-1,512	17,448	17,448
Steno	0.7	-	-	1,029-1,339	-	-
Totals	16.8	19	19	\$492,029	\$607,186	\$620,964
Foster Grandparent Program:						
Foster Crandparent Proj Coordinator	1	1	1	1,666-2,002	24,024	24,024
Office Asst II	-	1	1	1,048-1,367	14,568	14,568
Temporary Help	10	-	-	(75,682)	36,702	36,702
Totals	11	2	2	\$99,028	\$75,294	\$75,294
Senior Companion:						
Temporary Help	9.9	-	-	(45,076)	44,792	44,792
Totals	9.9	-	-	\$45,076	\$44,792	\$44,792
Compensatory Education:						
Temporary Help	5.9	-	-	(89,386)	-	-
Totals	5.9	-	-	\$89,386	-	-
Recruitment Training:						
Temporary Help	4.9	-	-	(63,674)	-	-
Totals	4.9	-	-	\$63,674	-	-
Totals, Clinical Services	1,692.2	1,760.7	1,760.7	\$38,884,251	\$41,495,644	\$41,868,872
Support Services:						
Service And Supply:						
Hosp Gen Services Administrator II ..	1	1	1	2,197-2,651	31,812	31,812
Warehouse Mgr I	1	1	1	1,745-2,303	25,176	25,176
Hosp Gen Services Administrator I ...	1	1	1	1,827-2,197	26,265	26,364
Materials & Stores Supvr II	1	1	1	1,591-2,098	22,944	22,944
Materials & Stores Supvr I	2	2	2	1,401-1,827	38,198	39,834
Warehouse Worker	-	1	1	1,401-1,666	17,178	17,910
Mach Opr II -Gen	1	1	1	1,177-1,376	16,512	16,512
Office Asst II-Typing	3	3	3	1,048-1,367	43,132	43,704
Office Asst I-Typing	-	1	1	976-1,126	12,156	12,546
Totals	10	12	12	\$195,327	\$233,373	\$236,802
Food Service:						
Director Of Dietetics	1	1	1	2,197-2,651	31,812	31,812
Asst Director Of Dietetics	1.3	2	2	1,827-2,197	52,305	52,728
Food Administrator I	4.3	4	4	1,706-2,051	98,448	98,448
Supvng Cook II	0.2	1	1	1,557-2,051	21,432	21,432
Clinical Dietitian	4.1	5	5	1,591-1,912	103,962	108,675
Materials & Stores Supvr I	1	1	1	1,401-1,827	19,992	19,992
Supvng Cook I	3.3	4	4	1,371-1,786	77,583	78,240
Food Service Supvr II	0.8	1	1	1,371-1,786	19,560	19,560
Butcher-Meat Cutter II	1	1	1	1,371-1,786	19,560	19,560
Cook II	10.4	11	11	1,265-1,630	191,380	193,338
Butcher-Meat Cutter I	0.4	-	-	1,265-1,630	-	-

4300 DEPARTMENT OF DEVELOPMENTAL SERVICES—Continued

ORGANIZATIONAL UNIT Classification	NUMBER OF POSITIONS			EXPENDITURES		
	Filled 1983-84	Authorized 1984-85	Proposed 1985-86	Actual 1983-84	Estimated 1984-85	Proposed 1985-86
				SALARY RANGE		
Food Service Supvr I	7	8	8	1,222-1,565	135,372	135,936
Stock Clk	1.4	1	1	1,168-1,486	16,404	16,404
Cook I	2.8	3	3	1,135-1,437	44,740	45,838
Food Service Worker II	25.5	28	28	1,095-1,376	421,614	424,366
Office Asst II-Typing	0.6	1	1	1,048-1,367	14,568	14,568
Acct Clk II	1	1	1	1,087-1,367	15,120	15,120
Steno	0.1	1	1	1,029-1,339	14,337	14,879
Food Service Worker I	107.7	129	129	1,018-1,269	1,767,013	1,789,012
Service Asst-Food	1.9	2	2	935-1,075	24,744	25,536
Totals	175.8	205	205	\$2,588,973	\$3,089,946	\$3,125,444
Clothing:						
Clothing Center Mgr	1.3	2	2	1,557-1,868	42,888	43,848
Seamer	3.3	3	3	1,265-1,630	54,967	55,696
Office Asst II-Typing	0.3	-	-	1,048-1,367	-	-
Totals	4.9	5	5	\$92,030	\$97,855	\$99,544
Housekeeping-Public Areas:						
Janitor Supvr III	1	1	1	1,342-1,745	18,059	18,797
Supvng Housekeeper I	3.9	4	4	1,114-1,407	62,112	62,112
Office Asst II-Typing	0.3	-	-	1,048-1,367	-	-
Janitor	19.7	21	21	1,038-1,294	299,279	300,876
Service Asst-Janitor	3.9	4	4	967-1,114	50,752	52,224
Totals	28.8	30	30	\$399,905	\$430,202	\$434,009
Housekeeping-Treatment Areas:						
Supvng Housekeeper II	0.6	1	1	1,239-1,591	14,868	15,456
Supvng Housekeeper I	10.7	13	13	1,114-1,407	196,320	197,706
Janitor	72.9	83.4	83.4	1,038-1,294	1,180,480	1,190,087
Service Asst-Janitor	11.9	15	15	967-1,114	186,948	192,500
Totals	96.1	112.4	112.4	\$1,316,815	\$1,578,616	\$1,595,749
Laundry:						
Laundry Supvr II	1	1	1	1,491-1,959	19,270	20,159
Laundry Supvr I	1	1	1	1,265-1,630	17,244	17,892
Laundry Worker	6	6	6	1,135-1,437	93,368	94,934
Launderer	10	10	10	1,095-1,376	151,716	152,280
Launderer Asst	7.7	8	8	1,018-1,269	109,064	110,880
Service Asst-Laundry	3.2	4	4	935-1,075	48,650	50,214
Totals	28.9	30	30	\$408,186	\$439,312	\$445,819
Transportation:						
Auto Pool Mgr I	-	1	1	1,666-2,197	25,374	26,364
Lead Auto Mechanic	1	1	1	1,745-2,098	22,944	22,944
Auto Mechanic	1	1	1	1,666-2,002	21,924	21,924
Auto Equipt Opr II	1	-	-	1,666-2,002	-	-
Auto Equipt Opr I	12.4	16	16	1,523-1,827	318,312	322,386
Totals	15.4	19	19	\$309,535	\$388,554	\$393,618
Totals, Support Services	359.9	413.4	413.4	\$5,310,771	\$6,257,858	\$6,330,985
Plant Operations:						
Administration:						
Chief - Plant Operation III	1	1	1	2,450-2,954	35,448	35,448
Chief - Plant Operation I	1.8	1	1	2,230-2,691	32,292	32,292
Chief Engr I	0.2	1	1	2,253-2,478	27,636	27,636
Secty	0.9	1	1	1,236-1,512	17,448	17,448
Acct Clk II	1.7	1	1	1,087-1,367	14,936	15,120
Totals	5.6	5	5	\$135,639	\$127,760	\$127,944
Maintenance Of Structures:						
Supvr - Bldg Trades	1	1	1	2,051-2,591	28,320	28,320
Plumber Supvr	0.9	1	1	2,051-2,472	25,901	27,012
Carpenter Supvr	1	1	1	1,959-2,360	25,800	25,800
Painter Supvr	1	1	1	1,959-2,360	25,800	25,800
Plumber I	3.5	4	4	1,868-2,251	94,693	96,884
Sheet Metal Worker	1	1	1	1,868-2,251	24,612	24,612
Fusion Welder	1	1	1	1,827-2,197	24,024	24,024
Mason I	1	1	1	1,786-2,150	23,508	23,508
Glazier	1	1	1	1,786-2,150	23,508	23,508
Locksmith	1	1	1	1,786-2,150	23,508	23,508
Painter I	5.3	8	8	1,786-2,150	182,073	185,152
Carpenter I	3.5	4	4	1,786-2,150	94,248	95,232
Bldg & Maint Worker	4.1	5	5	1,557-1,868	101,156	102,056
Pest Control Techn	1	1	1	1,523-1,666	19,842	19,992
Laborer	1	1	1	1,342-1,462	17,544	17,544
Totals	27.3	32	32	\$610,757	\$734,537	\$742,952
Maintenance Of Grounds:						
Supvng Groundskeeper II	1	1	1	1,745-2,303	27,636	27,636
Tractor Opr-Laborer	1	1	1	1,673-2,011	22,020	22,020
Lead Groundskeeper	1	1	1	1,401-1,827	21,924	21,924
Groundskeeper	4.4	6	6	1,342-1,666	106,990	109,170
Drafting Aid II	1	1	1	1,371-1,630	19,560	19,560
Totals	8.4	10	10	\$164,690	\$198,130	\$200,310

4300 DEPARTMENT OF DEVELOPMENTAL SERVICES—Continued

1
2
3
4
5
6
7
8
9
10
11
12
13
14
15
16
17
18
19
20
21
22
23
24
25
26
27
28
29
30
31
32
33
34
35
36
37
38
39
40
41
42
43
44
45
46
47
48
49
50
51
52
53
54
55
56
57
58
59
60
61
62
63
64
65
66
67
68
69
70
71
72
73
74
75
76
77
78
79
80
81
82
83
84
85
86
87
88
89
90
91
92
93
94
95
96
97
98

ORGANIZATIONAL UNIT Classification	NUMBER OF POSITIONS			EXPENDITURES		
	Filled 1983-84	Authorized 1984-85	Proposed 1985-86	Actual 1983-84	Estimated 1984-85	Proposed 1985-86
				SALARY RANGE		
Utilities Water And Sewage:						
Electrician Supvr	1	1	1	2,051-2,472	27,012	27,012
Stationary Engr	8.7	10	10	1,931-2,361	255,980	255,980
Steamfitter	1.9	2	2	1,868-2,251	49,224	49,224
Electrician I	3.9	4	4	1,868-2,251	98,448	98,448
Electronics Techn	1	1	1	1,630-2,150	23,508	23,508
Totals	16.5	18	18	\$413,537	\$454,172	\$454,172
Fire Protection:						
Fire Chief	1	1	1	2,018-2,431	29,172	29,172
Fire Fighter	6	6	6	1,679-2,018	145,296	145,296
Temporary Help	2.3	0.5	0.5	(21,441)	12,534	12,534
Totals	9.3	7.5	7.5	\$190,216	\$187,002	\$187,002
Totals, Plant Operations	67.1	72.5	72.5	\$1,514,839	\$1,701,601	\$1,712,380
Totals, Napa State Hospital	2,265.4	2,406.1	2,406.1	\$48,546,495	\$52,537,030	\$53,028,788
Porterville State Hospital						
Administration:						
Executive:						
Exec Director	1	1	1	5,429-5,752	69,024	69,024
C.E.A. II	0.1	1	1	3,052-4,057	38,400	40,284
Hosp Administrator	0.6	1	1	3,357-4,057	41,411	43,420
Coordinator-Nursing Services	1	1	1	2,651-3,200	38,400	38,400
Asst Hosp Administrator	0.6	-	-	2,651-3,200	-	-
Stds Compliance Coordinator	1	1	1	2,529-3,052	36,210	36,624
Chief Central Prog Services	0.7	-	-	2,529-3,052	-	-
Office Of Prog Review Consultant	1	1	1	2,529-3,052	36,624	36,624
Community Liaison Rep	1	1	1	2,529-3,052	36,624	36,624
Asst To Medical Director	0.8	1	1	2,197-2,651	27,318	28,644
Assoc Govtl Prog Analyst	0.6	-	-	2,197-2,651	-	-
Clients-Patients Rights Advocate	0.4	1	1	2,197-2,651	31,812	31,812
Hosp Adm Resident III	-	1	1	2,197-2,651	26,364	27,636
Sr Special Investigator	1	1	1	2,113-2,546	30,552	30,552
Exec Secty I	1	1	1	1,389-1,653	19,836	19,836
Sr Medical Steno	1	1	1	1,331-1,577	18,924	18,924
Secty	3.5	4	4	1,236-1,512	66,168	67,227
Medical Steno	1	1	1	1,191-1,395	16,740	16,740
Office Asst II-Typing	-	1	1	1,048-1,367	12,954	13,374
Office Asst I-Typing	-	1	1	976-1,126	11,712	12,132
Totals	16.3	20	20	\$467,825	\$559,073	\$567,877
Medical Records:						
Medical Record Off	0.3	1	1	1,768-2,336	25,524	25,524
Health Record Techn III	0.3	1	1	1,544-1,854	20,748	21,732
Health Record Techn II	0.7	2	2	1,358-1,611	38,664	38,664
Office Techn-Typing	0.3	1	1	1,214-1,551	20,220	20,220
Medical Transcriber	1.6	6	6	1,191-1,517	96,058	97,438
Health Record Techn I	0.9	5.5	5.5	1,214-1,425	84,724	87,120
Medical Steno	0.7	2	2	1,191-1,395	33,480	33,480
Office Asst II-Typing	0.7	6	6	1,048-1,367	82,114	85,104
Office Asst I-Typing	-	1	1	976-1,126	11,712	12,132
Totals	5.5	25.5	25.5	\$96,640	\$413,244	\$421,414
Fiscal Section:						
Sr Acctg Off-Supvr	1	1	1	2,197-2,651	26,364	27,636
Accountant I - Supvr	1	1	1	1,401-1,827	19,992	19,992
Mgt Services Techn	1	1	1	1,177-1,565	18,780	18,780
Acctg Techn	1	1	1	1,214-1,551	17,100	17,100
Sr Acct Clk	1	1	1	1,214-1,551	16,462	17,100
Acct Clk II	3	5	5	1,087-1,367	69,964	71,854
Office Asst II-Typing	0.5	1	1	1,048-1,367	14,568	14,568
Bookkeeping Mach Opr II	0.4	1	1	1,126-1,309	15,365	15,708
Bookkeeping Mach Opr I	0.6	-	-	1,048-1,309	-	-
Totals	9.5	12	12	\$157,348	\$198,595	\$202,738
Trust Section:						
Trust Unit:						
Patient Benefit & Ins Off II	1	1	1	2,150-2,591	31,092	31,092
Office Services Supvr II-Gen	1	1	1	1,358-1,768	19,332	19,332
Office Techn-Typing	1	1	1	1,214-1,551	16,770	17,100
Acct Clk II	1.2	1.5	1.5	1,087-1,367	21,761	22,026
Totals	4.2	4.5	4.5	\$78,937	\$88,955	\$89,550
Eligibility Unit:						
Office Services Supvr I-Gen	0.3	1	1	1,214-1,551	17,100	17,100
Office Techn-Typing	0.3	1	1	1,214-1,551	17,100	17,100
Office Asst II-Typing	0.2	0.5	0.5	1,048-1,367	7,284	7,284
Steno	0.2	0.5	0.5	1,029-1,339	7,878	7,878
Totals	1	3	3	\$16,454	\$49,362	\$49,362
Totals, Trust Section	5.2	7.5	7.5	\$95,391	\$138,317	\$138,912

4300 DEPARTMENT OF DEVELOPMENTAL SERVICES—Continued

ORGANIZATIONAL UNIT Classification	NUMBER OF POSITIONS			EXPENDITURES		
	Filled 1983-84	Authorized 1984-85	Proposed 1985-86	Actual 1983-84	Estimated 1984-85	Proposed 1985-86
Personnel Section:						
Staff Services Mgr I	1	1	1	2,415-2,913	34,821	34,956
Staff Services Analyst-Gen	0.2	1	1	1,407-2,197	18,825	19,617
Personnel Asst II	1	2	2	1,481-1,768	38,988	39,744
Personnel Techn I	1	1	1	1,138-1,565	18,780	18,780
Personnel Asst I	8.8	10	10	1,126-1,551	167,809	171,293
Office Techn-Typing	-	3	3	1,214-1,551	40,848	42,372
Totals	12	18	18	\$227,161	\$320,071	\$326,762
Communications Section:						
Supvng Telephone Opr	1	1	1	1,358-1,611	19,332	19,332
Office Techn-Typing	0.7	-	-	1,214-1,551	-	-
Office Services Supvr I-Gen	0.7	-	-	1,214-1,551	-	-
Office Asst II-Typing	0.1	-	-	1,048-1,367	-	-
Steno	0.3	-	-	1,029-1,339	-	-
Telephone Opr	5.7	6	6	1,048-1,214	85,110	86,508
Totals	8.5	7	7	\$125,771	\$104,442	\$105,840
Training:						
Psychiatric Nursing Educ Director	1	1	1	2,251-2,717	32,604	32,604
Trng Off I	0.4	1	1	2,197-2,651	31,812	31,812
Registered Nurse II	0.4	-	-	1,706-2,472	-	-
Office Asst II-Typing	-	1	1	1,048-1,367	12,576	13,044
Totals	1.8	3	3	\$54,610	\$76,992	\$77,460
Protective Services:						
Hosp Peace Off II	0.8	1	1	1,757-2,113	25,356	25,356
Hosp Peace Off I	5.5	4	4	1,604-1,924	87,468	89,672
Totals	6.3	5	5	\$132,322	\$112,824	\$115,028
Totals, Administration	65.1	98	98	\$1,357,068	\$1,923,558	\$1,956,031
Clinical Services:						
Program Administration:						
C.E.A. II	0.7	-	-	3,052-4,057	-	-
Prog Director-Develmt Programs	7.6	9	9	2,651-3,200	332,424	335,472
Prog Asst-Develmt Programs	7.3	9	9	2,415-2,913	302,652	305,388
Nursing Coordinator	7.7	9	9	2,251-2,717	282,804	286,212
Health Services Specialist I	20	25	25	1,868-2,251	632,291	639,527
Sr Medical Steno	1	1	1	1,331-1,577	18,924	18,924
Office Techn-Gen	1	1	1	1,214-1,551	16,810	17,100
Office Techn-Typing	1.4	1	1	1,214-1,551	15,708	16,404
Secty	4.7	5	5	1,236-1,512	87,240	87,240
Office Asst II-Typing	-	1	1	1,048-1,367	12,954	13,374
Steno	1	1	1	1,029-1,339	15,396	15,396
Totals	52.4	62	62	\$1,446,469	\$1,717,203	\$1,735,037
Level Of Care:						
Professional:						
Physician & Surgeon	25.2	16	16	3,780-5,429	1,078,573	1,085,572
Supvr - Academic Instruction	1	1	1	2,529-3,052	36,624	36,624
Psychologist	16.7	18	18	2,415-2,913	599,502	607,510
Teacher	50.7	50.3	50.3	1,827-2,778	1,598,809	1,616,643
Psychology Assoc	1.6	3	3	2,002-2,197	74,412	76,716
Psychiatric Social Worker	16	16	16	1,827-2,197	414,498	417,414
Phys Therapist II	1	1	1	1,827-2,197	26,364	26,364
Supportive Equip Adapter	1.1	2	2	1,666-2,002	41,424	43,374
Speech Pathologist Applicant	0.3	-	-	1,591-1,912	-	-
Audiologist License Applicant	0.2	-	-	1,591-1,912	-	-
Phys Therapist I	1.4	6	6	1,591-1,912	112,734	115,956
Industrial Therapist	7	7	7	1,523-1,827	153,468	153,468
Rehab Therapist	41.8	49.7	49.7	1,523-1,827	1,050,113	1,061,980
Social Work Assoc	5.3	5	5	1,407-1,673	100,226	100,380
Supportive Equip Adapter Trainee	0.7	1	1	1,342-1,591	19,542	20,466
Occupational Therapy Asst	2	2	2	1,222-1,437	34,244	34,488
Student Asst	0.4	1	1	935-1,246	11,604	12,012
Totals	172.4	179	179	\$4,873,839	\$5,352,137	\$5,408,967
Nursing:						
Registered Nurse III	3.9	4	4	1,868-2,472	103,452	104,544
Registered Nurse II	29.6	33	33	1,706-2,472	758,814	772,324
Registered Nurse I	2.5	2	2	1,591-2,303	42,388	44,320
Unit Supvr	32.7	34	34	1,868-2,251	892,447	902,830
Develmt Specialist	29.2	31	31	1,630-1,959	729,108	729,108
Sr Psychiatric Techn	123.4	129	129	1,491-1,868	2,867,207	2,877,806
Psychiatric Techn	620.9	565	565	1,376-1,706	11,213,831	11,306,560
Pre-Registered Nurse	1.3	3	3	1,523-1,666	54,828	57,276
Licensed Voc Nurse	9.2	9	9	1,274-1,506	165,144	165,144
Health Record Techn I	0.6	1	1	1,214-1,425	14,568	15,120
Pre-Licensed Psychiatric Techn	10.6	24	24	1,269-1,376	380,032	394,929
Teaching Asst	3	3	3	1,156-1,347	48,492	48,492
Psychiatric Techn Trainee	10.3	44	44	1,177-1,269	635,286	659,382
Student Asst	0.1	-	-	935-1,246	-	-
Hosp Worker	94.2	91	91	1,038-1,198	1,305,341	1,308,415
Psychiatric Techn Candidate	1.7	-	-	1,075-1,156	-	-
Service Asst-Hosp	7.4	8	8	967-1,114	102,837	104,469

4300 DEPARTMENT OF DEVELOPMENTAL SERVICES—Continued

ORGANIZATIONAL UNIT	NUMBER OF POSITIONS			EXPENDITURES			
	Classification	Filled 1983-84	Authorized 1984-85	Proposed 1985-86	Actual 1983-84	Estimated 1984-85	Proposed 1985-86
Temporary Help	3.5	-	-	SALARY RANGE (54,729)	-	-	-
Totals	984.1	981	981	\$19,338,697	\$19,313,775	\$19,490,719	
Level of Care—Overtime	-	-	-	202,026	-	-	
Totals, Level of Care	1,156.5	1,160	1,160	\$24,414,562	\$24,665,912	\$24,899,686	
Central Program Services:							
Chief Central Prog Services	0.3	1	1	2,529-3,052	36,624	36,624	
Asst Chief Central Prog Services	1	1	1	2,303-2,778	33,336	33,336	
Asst Chief Central Prog Services	1	1	1	2,303-2,778	33,336	33,336	
Registered Nurse II	1.2	1	1	1,706-2,472	22,470	23,238	
Catholic Chaplain	1	1	1	2,002-2,415	26,166	27,424	
Protestant Chaplain	0.8	1	1	2,002-2,415	24,696	25,869	
Librarian	1	1	1	1,786-2,150	25,800	25,800	
Coordinator-Volunteer Services	0.5	1	1	1,745-2,098	24,753	25,176	
Supportive Equipt Adapter	0.5	-	-	1,666-2,002	-	-	
Develmt Specialist	0.8	1	1	1,630-1,959	19,560	20,472	
Sr Psychiatric Techn	0.6	1	1	1,491-1,868	21,952	21,952	
Psychiatric Techn	8.7	8.2	8.2	1,376-1,706	156,088	156,088	
Beauty Shop Mgr	1	1	1	1,265-1,630	17,892	17,892	
Barbershop Mgr	1	1	1	1,265-1,630	17,892	17,892	
Supportive Equipt Adapter Trainee	0.3	-	-	1,342-1,591	-	-	
Sr Medical Steno	1.1	1	1	1,331-1,577	18,924	18,924	
Steno	1.9	2	2	1,029-1,339	30,792	30,792	
Psychiatric Techn Trainee	-	3	3	1,177-1,269	43,200	44,838	
Motion Picture Opr	0.3	0.3	0.3	8.54 hr	5,328	5,328	
Office Asst I-Typing	-	1	1	976-1,126	11,712	12,132	
Totals	23	27.5	27.5	\$503,336	\$570,521	\$577,113	
Pharmacy:							
Pharmacist II	1	1	1	2,778-3,052	36,624	36,624	
Pharmacist I	5.7	7	7	2,529-2,778	225,486	229,923	
Microbiologist II	0.7	-	-	2,098-2,529	-	-	
Supvng Clinical Lab Technologist	0.7	-	-	2,098-2,529	-	-	
Clinical Lab Technologist	1.9	-	-	1,827-2,303	-	-	
X-Ray Techn	0.7	-	-	1,462-1,912	-	-	
Electroencephalographic Techn	0.7	-	-	1,462-1,745	-	-	
Pharmacy Asst	11.7	13	13	1,214-1,425	203,948	210,944	
Medical Steno	0.7	-	-	1,191-1,395	-	-	
Steno	0.7	-	-	1,029-1,339	-	-	
Totals	24.5	21	21	\$515,602	\$466,058	\$477,491	
Dental Services:							
Chief Dentist	0.3	1	1	3,888-4,935	57,792	57,792	
Dentist	0.7	2	2	3,440-4,816	111,300	111,300	
Dental Hygienist	0.3	2	2	1,706-2,051	43,613	46,066	
Dental Asst	1	3	3	1,177-1,498	48,252	48,876	
Totals	2.3	8	8	\$78,716	\$260,957	\$264,034	
Public Health-Employee Health:							
Physician & Surgeon	2.4	6.5	6.5	3,780-5,429	360,293	366,881	
Registered Nurse II	1	1	1	1,706-2,472	24,612	24,612	
Public Health Nurse II	0.3	1	1	1,959-2,360	28,320	28,320	
Sr Medical Steno	0.2	0.5	0.5	1,331-1,577	9,462	9,462	
Medical Steno	0.2	0.5	0.5	1,191-1,395	8,370	8,370	
Totals	4.1	9.5	9.5	\$154,588	\$431,057	\$437,645	
Medical Ancillary:							
Podiatrist	0.2	1	1	2,415-3,200	32,566	33,143	
Nurse-Anesthetist	0.3	1	1	2,150-2,591	26,608	27,884	
Surgical Nurse II	0.3	1	1	1,868-2,251	26,204	27,012	
Surgical Nurse I	0.6	2	2	1,706-2,051	48,120	48,120	
Electroencephalographic Techn	0.3	1	1	1,462-1,745	20,940	20,940	
Psychiatric Techn	0.3	1	1	1,376-1,706	19,620	19,620	
Totals	2	7	7	\$50,943	\$174,058	\$176,719	
Laboratory-Radiology:							
Chief Dentist	0.7	-	-	3,888-4,935	-	-	
Dentist	1.3	-	-	3,440-4,816	-	-	
Podiatrist	0.4	-	-	2,415-3,200	-	-	
Nurse-Anesthetist	0.4	-	-	2,150-2,591	-	-	
Microbiologist II	0.3	1	1	2,098-2,529	30,348	30,348	
Supvng Clinical Lab Technologist	0.3	1	1	2,098-2,529	30,348	30,348	
Sr Clinical Lab Technologist	0.4	1	1	1,912-2,529	26,894	28,196	
Clinical Lab Technologist	0.7	4	4	1,827-2,303	94,720	96,780	
Surgical Nurse II	0.5	-	-	1,868-2,251	-	-	
Surgical Nurse I	1.3	-	-	1,706-2,051	-	-	
Dental Hygienist	0.7	-	-	1,706-2,051	-	-	
X-Ray Techn	0.3	1	1	1,462-1,912	20,940	20,940	
Psychiatric Techn	0.7	-	-	1,376-1,706	-	-	
Dental Asst	2	-	-	1,177-1,498	-	-	
Medical Steno	0.3	1	1	1,191-1,395	15,844	16,516	
Steno	0.1	1	1	1,029-1,339	15,349	15,396	
Office Asst I-Typing	0.3	1	1	976-1,126	11,712	12,132	
Totals	10.7	11	11	\$295,493	\$246,155	\$250,656	

4300 DEPARTMENT OF DEVELOPMENTAL SERVICES—Continued

ORGANIZATIONAL UNIT Classification	NUMBER OF POSITIONS			EXPENDITURES		
	Filled 1983-84	Authorized 1984-85	Proposed 1985-86	Actual 1983-84	Estimated 1984-85	Proposed 1985-86
Projects:						
Foster Grandparent Program:				SALARY RANGE		
Foster Grandparent Proj Coordinator	1	1	1	1,666-2,002	24,024	24,024
Mgt Services Techn	1	-	-	1,177-1,565	-	-
Office Asst II-Typing	-	1	1	1,048-1,367	12,954	13,374
Temporary Help	30.5	-	-	(129,007)	142,520	142,520
Totals	32.5	2	2	\$170,599	\$179,498	\$179,918
Compensatory Education:						
Temporary Help	6	-	-	98,170	-	-
Recruitment Training:						
Temporary Help	9.2	-	-	129,712	-	-
Totals, Clinical Services	1323.2	1308	1308	\$27,858,190	\$28,711,419	\$28,998,299
Support Services:						
Service And Supply:						
Hosp Gen Services Administrator II	1	1	1	2,197-2,651	31,812	31,812
Hosp Gen Services Administrator I	2	2	2	1,827-2,197	52,728	52,728
Property Clk II	1	1	1	1,591-2,098	22,689	22,944
Materials & Stores Supvr I	2.6	3	3	1,401-1,827	57,223	57,955
Stock Clk	0.7	1	1	1,168-1,486	16,266	16,404
Mach Opr I-Gen	1	1	1	1,135-1,321	15,852	15,852
Office Asst I-Typing	-	2	2	976-1,126	23,424	24,264
Totals	8.3	11	11	\$178,013	\$219,994	\$221,959
Food Service:						
Director Of Dietetics	1	1	1	2,197-2,651	31,812	31,812
Asst Director Of Dietetics	3	4	4	1,827-2,197	100,969	102,036
Supvng Cook II	1	1	1	1,557-2,051	22,416	22,416
Food Administrator I	2.7	3	3	1,706-2,051	69,696	70,656
Clinical Dietitian	2.4	4	4	1,591-1,912	81,510	84,816
Materials & Stores Supvr I	1	1	1	1,401-1,827	19,992	19,992
Food Service Supvr II	1	1	1	1,371-1,786	19,560	19,560
Supvng Cook I	3.6	4	4	1,371-1,786	75,132	75,876
Pre-Registered Clinical Dietitian	-	1	1	1,467-1,750	17,604	18,384
Cook II	6.9	9	9	1,265-1,630	156,012	157,500
Food Service Supvr I	5.5	7	7	1,222-1,565	118,309	119,671
Stock Clk	1	1	1	1,168-1,486	16,404	16,404
Cook I	4	4	4	1,135-1,437	62,472	63,408
Food Service Worker II	12.4	12	12	1,095-1,376	180,756	181,188
Acct Clk II	0.2	1	1	1,087-1,367	15,120	15,120
Office Asst II-Typing	2.5	3	3	1,048-1,367	41,632	42,568
Food Service Worker I	93.8	121.2	121.2	1,018-1,269	1,606,872	1,626,307
Service Asst-Food	2.4	4.8	4.8	935-1,075	53,478	55,159
Totals	144.4	183	183	\$2,145,700	\$2,689,746	\$2,722,873
Clothing:						
Clothing Center Mgr	1	1	1	1,557-1,868	22,416	22,416
Seamer	1	1	1	1,265-1,630	17,892	17,892
Asst Seamer	5.3	5	5	1,095-1,376	76,140	76,140
Service Asst-Laundry	0.7	-	-	935-1,075	-	-
Totals	8	7	7	\$124,929	\$116,448	\$116,448
Housekeeping-Public Areas:						
Supvng Housekeeper I	0.6	1	1	1,114-1,407	13,680	14,142
Janitor	7.1	8	8	1,038-1,294	110,894	113,587
Service Asst-Janitor	1	1	1	967-1,114	13,137	13,452
Ofc Asst I—Typing	-	1	1	976-1,112	11,712	12,132
Totals	8.7	11	11	\$113,826	\$149,423	\$153,313
Housekeeping-Treatment Areas:						
Supvng Housekeeper II	2	2	2	1,239-1,591	34,758	35,088
Supvng Housekeeper I	8.5	9	9	1,114-1,407	135,912	136,980
Service Asst-Maint	1	1	1	1,239-1,342	16,104	16,104
Janitor	60.9	63.3	63.3	1,038-1,294	896,975	904,705
Service Asst-Janitor	1	1	1	967-1,114	12,669	13,067
Totals	73.4	76.3	76.3	\$1,021,831	\$1,096,418	\$1,105,944
Laundry:						
Medical Record Off	0.7	-	-	1,768-2,336	-	-
Laundry Supvr II	1	1	1	1,491-1,959	21,432	21,432
Health Record Techn III	0.2	-	-	1,544-1,854	-	-
Laundry Supvr I	2	2	2	1,265-1,630	35,784	35,784
Health Record Techn II	1.8	-	-	1,358-1,611	-	-
Office Techn-Typing	0.3	-	-	1,214-1,551	-	-
Medical Transcriber	3.3	-	-	1,191-1,517	-	-
Laundry Worker	26.7	27	27	1,135-1,437	423,282	426,240
Health Record Techn I	2.3	-	-	1,214-1,425	-	-
Medical Steno	1.3	-	-	1,191-1,395	-	-
Launderer	6	6	6	1,095-1,376	91,274	91,368
Office Asst II-Typing	0.8	-	-	1,048-1,367	-	-
Office Asst II-Gen	-	-	-	1,048-1,309	-	-
Launderer Asst	2.3	2	2	1,018-1,269	26,754	27,168
Service Asst-Laundry	0.3	1	1	935-1,075	13,032	13,032
Totals	49	39	39	\$761,253	\$611,558	\$615,024

4300 DEPARTMENT OF DEVELOPMENTAL SERVICES—Continued

ORGANIZATIONAL UNIT	NUMBER OF POSITIONS			EXPENDITURES			
	Classification	Filled 1983-84	Authorized 1984-85	Proposed 1985-86	Actual 1983-84	Estimated 1984-85	Proposed 1985-86
Transportation:							
Auto Pool Mgr I	-	1	1	1,666-2,197	19,992	20,940	
Lead Auto Mechanic	0.3	1	1	1,745-2,098	22,944	22,944	
Auto Mechanic	0.3	1	1	1,666-2,002	21,432	21,924	
Auto Equipt Opr II	1	1	1	1,666-2,002	21,924	21,924	
Auto Equipt Opr I	13.6	14	14	1,523-1,827	278,580	279,438	
Totals	15.2	18	18	\$299,693	\$364,872	\$367,170	
Totals, Support Services	307	345.3	345.3	\$4,645,245	\$5,248,459	\$5,302,731	
Plant Operations:							
Administration:							
Chief - Plant Operation III	1	1	1	2,450-2,954	35,448	35,448	
Chief - Plant Operation I	0.8	1	1	2,230-2,691	32,292	32,292	
Supvr - Bldg Trades	0.7	-	-	2,051-2,591	-	-	
Chief Engr I	0.5	-	-	2,253-2,478	-	-	
Lead Auto Mechanic	0.7	-	-	1,745-2,098	-	-	
Auto Mechanic	0.9	-	-	1,666-2,002	-	-	
Steno	0.9	1	1	1,029-1,339	15,396	15,396	
Office Asst II - Typing	-	1	1	1,048-1,367	11,712	12,108	
Totals	5.5	4	4	\$137,296	\$94,848	\$95,244	
Maintenance Of Structures:							
Supvr - Bldg Trades	0.3	1	1	2,051-2,591	28,320	28,320	
Painter Supvr	1	1	1	1,959-2,360	25,800	25,800	
Plumber II	1	1	1	1,959-2,360	25,800	25,800	
Sheet Metal Worker	0.8	1	1	1,868-2,251	24,612	24,612	
Plumber I	2.8	3	3	1,868-2,251	72,459	73,560	
Carpenter II	1	1	1	1,868-2,251	24,612	24,612	
Fusion Welder	0.3	-	-	1,827-2,197	-	-	
Mason I	1	1	1	1,786-2,150	23,508	23,508	
Locksmith	1	1	1	1,786-2,150	23,508	23,508	
Painter I	3.8	4	4	1,786-2,150	91,956	92,940	
Carpenter I	1.7	2	2	1,786-2,150	44,940	45,924	
Upholsterer	1	1	1	1,491-1,959	21,432	21,432	
Bldg & Maint Worker	2.9	5	5	1,557-1,868	98,776	101,448	
Pest Control Techn	1	1	1	1,523-1,666	19,992	19,992	
Totals	19.6	23	23	\$437,376	\$525,715	\$531,456	
Maintenance Of Grounds:							
Supvng Groundskeeper II	0.8	1	1	1,745-2,303	21,678	22,689	
Lead Groundskeeper	0.8	1	1	1,401-1,827	19,617	19,992	
Groundskeeper	3.8	4.4	4.4	1,342-1,666	76,581	78,821	
Totals	5.4	6.4	6.4	\$94,279	\$117,876	\$121,502	
Utilities Water And Sewage:							
Chief Engr I	-	1	1	2,253-2,478	27,036	27,036	
Stationary Engr	10.8	11	11	1,931-2,361	325,752	326,093	
Electrician II	1	1	1	1,959-2,360	25,800	25,800	
Electrician I	2	2	2	1,868-2,251	49,224	49,224	
Bldg & Maint Worker	0.7	-	-	1,557-1,868	-	-	
Totals	14.5	15	15	\$361,813	\$427,812	\$428,153	
Fire Protection:							
Fire Chief	1	1	1	2,018-2,431	29,172	29,172	
Fire Fighter	6	6	6	1,679-2,018	139,868	142,536	
Personnel Asst I	0.7	-	-	1,126-1,551	-	-	
Temporary Help	2.1	-	-	(22,729)	-	-	
Totals	9.8	7	7	\$194,847	\$169,040	\$171,708	
Totals, Plant Operations	54.8	55.4	55.4	\$1,225,611	\$1,335,291	\$1,348,063	
Overtime	-	-	-	137,748	-	-	
Totals, Porterville State Hospital ..	1,750.1	1,806.7	1,806.7	\$35,233,862	\$37,218,727	\$37,605,124	
Sonoma State Hospital							
Administration:							
Executive:							
Prog Director-Medical	-	1	1	5,033-5,694	64,626	66,947	
C.E.A. III	1	1	1	3,357-4,464	53,568	53,568	
Hosp Administrator	1.1	1	1	3,357-4,057	48,684	48,684	
C.E.A. II	1	1	1	3,052-4,057	48,684	48,684	
Coordinator-Nursing Services	1	1	1	2,651-3,200	38,400	38,400	
Prog Director-Develmt Programs	0.2	-	-	2,651-3,200	-	-	
Asst Hosp Administrator	1	1	1	2,651-3,200	38,400	38,400	
Stds Compliance Coordinator	1	-	-	2,529-3,052	-	-	
Office Of Prog Review Consultant	1.4	2	2	2,529-3,052	73,248	73,248	
Community Liaison Rep	1	1	1	2,529-3,052	36,624	36,624	
Clients-Patients Rights Advocate	1	1	1	2,197-2,651	32,172	32,172	
Asst To Medical Director	0.7	1	1	2,197-2,651	31,812	31,812	
Assc Govtl Prog Analyst	0.3	-	-	2,197-2,651	-	-	
Sr Special Investigator	0.9	1	1	2,113-2,546	30,552	30,552	
Staff Services Analyst-Gen	0.2	1	1	1,407-2,197	20,816	21,684	
Develmt Specialist	0.9	-	-	1,630-1,959	-	-	
Exec Secty I	1.2	1	1	1,389-1,653	18,549	19,367	
Office Techn-Typing	1.1	2	2	1,214-1,551	29,688	30,828	
Office Services Supvr I-Typing	0.2	-	-	1,214-1,551	-	-	

4300 DEPARTMENT OF DEVELOPMENTAL SERVICES—Continued

ORGANIZATIONAL UNIT Classification	NUMBER OF POSITIONS			EXPENDITURES		
	Filled 1983-84	Authorized 1984-85	Proposed 1985-86	Actual 1983-84	Estimated 1984-85	Proposed 1985-86
				SALARY RANGE		
Sr Steno	2.6	2	2	1,236-1,512	34,896	34,896
Secty	1.4	2	2	1,236-1,512	33,796	34,483
Office Asst II-Typing	0.7	1	1	1,048-1,367	14,568	14,568
Totals	19.9	21	21	\$583,894	\$649,083	\$654,917
Medical Records:						
Medical Record Off	2	2	2	1,768-2,336	51,048	51,048
Sr Medical Transcriber	1	1	1	1,331-1,729	18,924	18,924
Health Record Techn II	1	1	1	1,358-1,611	19,332	19,332
Medical Transcriber	4.9	6	6	1,191-1,517	96,617	97,790
Health Record Techn I	5.6	6	6	1,214-1,425	101,266	102,426
Office Asst II-Typing	4.4	14	14	1,048-1,367	187,756	192,924
Totals	18.9	30	30	\$315,992	\$474,943	\$482,444
Fiscal Section:						
Sr Acctg Off-Supvr	-	1	1	2,197-2,651	26,470	27,636
Accountant I - Supvr	0.9	1	1	1,401-1,827	19,992	19,992
Sr Acct Clk	3	3	3	1,214-1,551	51,300	51,300
Acct Clk II	2.4	4	4	1,087-1,367	58,638	58,872
Office Asst II-Typing	0.4	-	-	1,048-1,367	-	-
Bookkeeping Mach Opr II	1	1	1	1,126-1,309	15,708	15,708
Totals	7.7	10	10	\$125,425	\$172,108	\$173,508
Trust Section:						
Trust Unit:						
Patient Benefit & Ins Off II	1	1	1	2,150-2,591	31,092	31,092
Sr Acct Clk	0.4	1	1	1,214-1,551	15,998	16,694
Office Services Supvr I-Gen	0.9	1	1	1,214-1,551	14,568	15,120
Acct Clk II	0.6	-	-	1,087-1,367	-	-
Office Asst II-Typing	0.6	1.5	1.5	1,048-1,367	19,876	20,318
Totals	3.5	4.5	4.5	\$66,305	\$81,534	\$83,224
Eligibility Unit:						
Office Asst II-Typing	2.4	2.5	2.5	1,048-1,367	35,858	36,080
Totals	2.4	2.5	2.5	\$32,842	\$35,858	\$36,080
Totals, Trust Section	5.9	7	7	\$99,147	\$117,392	\$119,304
Personnel Section:						
Staff Services Mgr I	1	1	1	2,415-2,913	34,551	34,956
Hosp Health & Safety Coordinator	1.8	1	1	2,197-2,651	31,812	31,812
Staff Services Analyst-Gen	0.4	1	1	1,407-2,197	24,838	25,874
Personnel Asst III	0.8	1	1	1,611-1,939	22,310	23,178
Personnel Asst II	0.8	1	1	1,481-1,768	17,772	18,528
Personnel Asst I	11.5	12	12	1,126-1,551	212,637	215,412
Office Asst II-Typing	0.4	-	-	1,048-1,367	-	-
Office Asst II-Gen	1.3	1	1	1,048-1,309	13,774	14,260
Totals	18	18	18	\$350,438	\$357,694	\$364,020
Communications Section:						
Supvng Telephone Opr	1	1	1	1,358-1,611	19,332	19,332
Telephone Opr	5.5	6	6	1,048-1,214	85,430	86,270
Totals	6.5	7	7	\$95,875	\$104,762	\$105,602
Training:						
Psychiatric Nursing Educ Director	1	1	1	2,251-2,717	32,604	32,604
Trng Off I	1	1	1	2,197-2,651	31,812	31,812
Nurse Instructor	3.3	3	3	2,051-2,472	88,992	88,992
Ofc Asst II-Typing	0.8	1	1	1,048-1,367	13,094	13,514
Totals	6.1	6	6	\$166,781	\$166,502	\$166,922
Protective Services:						
Hosp Peace Off II	1	1	1	1,757-2,113	25,356	25,356
Hosp Peace Off I	5	5	5	1,604-1,924	114,432	115,440
Totals	6	6	6	\$131,892	\$139,788	\$140,796
Totals, Administration	89	105	105	\$1,869,444	\$2,182,272	\$2,207,513
Clinical Services:						
Program Administration:						
Prog Director-Develmt Programs	9	9	9	2,651-3,200	345,600	345,600
Prog Asst-Develmt Programs	7	8	8	2,415-2,913	273,672	275,040
Nursing Coordinator	8.6	9	9	2,251-2,717	281,978	286,541
Registered Nurse II	2.4	3	3	1,706-2,472	66,516	68,460
Health Services Specialist I	21.7	29.7	29.7	1,868-2,251	785,512	797,300
Secty	2	2	2	1,236-1,512	34,896	34,896
Sr Steno	1	1	1	1,236-1,512	18,144	18,144
Office Asst II-Typing	5.1	4	4	1,048-1,367	57,920	58,272
Steno	0.9	1	1	1,029-1,339	14,172	14,706
Totals	57.7	66.7	66.7	\$1,597,992	\$1,878,410	\$1,898,959
Level Of Care:						
Professional:						
Physician & Surgeon	14.7	16	16	3,780-5,429	1,018,128	1,023,229
Sr Psychologist-Health Facility	1	1	1	2,651-3,200	38,400	38,400
Psychologist	18.4	18.5	18.5	2,415-2,913	627,285	632,498

4300 DEPARTMENT OF DEVELOPMENTAL SERVICES—Continued

ORGANIZATIONAL UNIT	NUMBER OF POSITIONS			EXPENDITURES			
	Classification	Filled 1983-84	Authorized 1984-85	Proposed 1985-86	Actual 1983-84	Estimated 1984-85	Proposed 1985-86
SALARY RANGE							
Teacher	53.3	61.6	61.6	1,827-2,778	1,861,807	1,900,739	
Psychiatric Social Worker	16.4	18.4	18.4	1,827-2,197	465,839	472,399	
Psychology Assoc	1.1	1	1	2,002-2,197	26,364	26,364	
Phys Therapist II	1	1	1	1,827-2,197	26,364	26,364	
Audiologist I	0.1	-	-	1,666-2,002	-	-	
Speech Pathologist I	1.1	1	1	1,591-1,912	23,304	23,778	
Phys Therapist I	3.7	5	5	1,591-1,912	102,810	105,810	
Rehab Therapist-Art	61	65.1	65.1	1,523-1,827	1,389,783	1,406,082	
Social Work Assoc	6.9	7	7	1,407-1,673	134,868	136,368	
Audiologist Aide	0.2	0.4	0.4	1,055-1,222	5,314	5,487	
Totals	178.9	196	196	\$5,122,813	\$5,720,266	\$5,797,518	
Nursing:							
Nurse Practitioner	3	2	2	2,150-2,845	60,196	61,589	
Registered Nurse II	50	42	42	1,706-2,472	1,065,826	1,073,515	
Registered Nurse III	2.7	2	2	1,868-2,472	53,822	54,024	
Nursing Treatment Specialist	3	2	2	1,959-2,360	56,640	56,640	
Registered Nurse I	4.1	4	4	1,591-2,303	80,696	80,696	
Unit Supvr	41.9	43	43	1,868-2,251	1,137,888	1,147,044	
Develmt Specialist	10	12	12	1,630-1,959	274,200	276,024	
Sr Psychiatric Techn	96.4	88	88	1,491-1,868	1,919,662	1,934,260	
Graduate Student Asst	1	1	1	1,156-1,750	14,124	14,664	
Psychiatric Techn	590.3	657.7	657.7	1,376-1,706	12,967,929	13,095,685	
Pre-Registered Nurse	-	12	12	1,523-1,666	219,312	229,104	
Licensed Voc Nurse	6	6	6	1,274-1,506	109,680	109,680	
Pre-Licensed Psychiatric Techn	19.6	10	10	1,269-1,376	158,488	163,480	
Teaching Asst	9.5	12	12	1,156-1,347	185,880	187,968	
Psychiatric Techn Trainee	0.6	58.3	58.3	1,177-1,269	840,128	871,966	
Student Asst	2.6	2	2	935-1,246	22,824	23,616	
Social Service Asst I	19.1	19	19	1,038-1,198	270,191	273,561	
Hosp Worker	37.9	47	47	1,038-1,198	667,015	671,331	
Psychiatric Techn Candidate	0.3	4	4	1,075-1,156	53,170	54,280	
Service Asst-Hosp	10.7	13	13	967-1,114	170,811	173,405	
Totals	908.7	1,037	1,037	\$17,800,311	\$20,328,482	\$20,552,532	
Temporary Help	4.3	-	-	(465,525)	-	-	
Overtime	-	-	-	(330,622)	-	-	
Totals, Level of Care	1,091.9	1,233	1,233	\$23,719,271	\$26,048,748	\$26,350,050	
Central Program Services:							
Chief Central Prog Services	1	1	1	2,529-3,052	36,624	36,624	
Asst Chief Central Prog Services	0.6	1	1	2,303-2,778	33,336	33,336	
Asst Chief Central Prog Services	1	1	1	2,303-2,778	33,336	33,336	
Registered Nurse II	0.5	1	1	1,706-2,472	22,782	23,020	
Catholic Chaplain	1	1	1	2,002-2,415	25,473	26,682	
Protestant Chaplain	1	1	1	2,002-2,415	26,364	27,636	
Sr Librarian	1	1	1	1,959-2,360	28,320	28,320	
Coordinator-Volunteer Services	2	1	1	1,745-2,098	25,176	25,176	
Supportive Equipmt Adapter	2.9	3	3	1,666-2,002	69,562	70,567	
Rehab Therapist-Recr	1	1	1	1,523-1,827	18,276	19,092	
Psychiatric Techn	5.6	6	6	1,376-1,706	127,254	127,170	
Beauty Shop Mgr	1	1	1	1,265-1,630	17,892	17,892	
Barbershop Mgr	1	1	1	1,265-1,630	17,892	17,892	
Office Techn-Typing	0.8	1	1	1,214-1,551	16,578	17,100	
Ofc Asst II-Typing	2.8	4	4	1,048-1,367	55,744	56,617	
Psychiatric Techn Trainee	-	3	3	1,177-1,269	43,200	44,838	
Student Asst	0.2	2	2	935-1,246	22,824	23,616	
Totals	23.4	30	30	\$501,183	\$620,633	\$628,914	
Pharmacy:							
Pharmacist II	1	1	1	2,778-3,052	36,624	36,624	
Pharmacist I	5.6	4	4	2,529-2,778	133,344	133,344	
Pharmacy Asst	3.1	5	5	1,214-1,425	75,911	79,028	
Totals	9.7	10	10	\$255,095	\$245,879	\$248,996	
Dental Services:							
Chief Dentist	0.8	1	1	3,888-4,935	57,792	57,792	
Dentist	2	2	2	3,440-4,816	109,704	109,704	
Dental Hygienist	0.7	1	1	1,706-2,051	22,956	23,340	
Dental Asst	4	4	4	1,177-1,498	66,048	66,048	
Totals	7.5	8	8	\$231,336	\$256,500	\$256,884	
Public Health-Employee Health:							
Physician & Surgeon	1.7	1	1	3,780-5,429	65,148	65,148	
Public Health Nurse II	0.9	1	1	1,959-2,360	28,320	28,320	
Public Health Nurse I	1	1	1	1,786-2,150	25,800	25,800	
Totals	3.6	3	3	\$156,745	\$119,268	\$119,268	
Medical Ancillary:							
Physician & Surgeon	2.3	6	6	3,780-5,429	349,712	354,610	
Podiatrist	0.1	1	1	2,415-3,200	37,752	37,752	
Registered Nurse III	0.2	1	1	1,868-2,472	22,416	23,508	
Registered Nurse II	1	1	1	1,706-2,472	24,612	24,612	
Electroencephalographic Techn	1	1	1	1,462-1,745	20,940	20,940	
Respiratory Therapist	-	1	1	1,462-1,745	17,544	18,276	
Psychiatric Techn	1	1	1	1,376-1,706	20,472	20,472	

4300 DEPARTMENT OF DEVELOPMENTAL SERVICES—Continued

ORGANIZATIONAL UNIT Classification	NUMBER OF POSITIONS			EXPENDITURES		
	Filled 1983-84	Authorized 1984-85	Proposed 1985-86	Actual 1983-84	Estimated 1984-85	Proposed 1985-86
				SALARY RANGE		
Office Asst II-Typing	1	1	1	1,048-1,367	14,568	14,568
Hosp Worker	1	1	1	1,038-1,198	14,376	14,376
Totals	7.6	14	14	\$236,842	\$522,392	\$529,114
Laboratory-Radiology:						
Microbiologist II	1	1	1	2,098-2,529	30,348	30,348
Supvng Clinical Lab Technologist	1	1	1	2,098-2,529	30,348	30,348
Sr Clinical Lab Technologist	1	1	1	1,912-2,529	27,636	27,636
Clinical Lab Technologist	3.9	4	4	1,827-2,303	99,552	100,704
Sr X-Ray Techn	1	1	1	1,523-2,002	21,924	21,924
X-Ray Techn	1	1	1	1,462-1,912	20,940	20,940
Office Asst II-Typing	2	3	3	1,048-1,367	44,256	44,256
Lab Asst	1	1	1	1,055-1,321	14,664	15,228
Totals	11.9	13	13	\$262,372	\$289,668	\$291,384
Projects:						
Mobile Visual Evoked Response Test:						
Research Specialist II	1	1	1	2,778-3,357	40,284	40,284
Research Asst II	2	2	2	1,523-1,827	43,848	43,848
Totals	3	3	3	\$82,056	\$84,132	\$84,132
Foster Grandparent Program:						
Psychiatric Social Worker	-	1	1	1,827-2,197	25,275	26,364
Office Asst II-Typing	0.2	1	1	1,048-1,367	14,568	14,568
Temporary Help	37.6	-	-	(165,985)	162,880	162,880
Totals	37.8	2	2	\$168,413	\$202,723	\$203,812
Adult Education Program:						
Temporary Help	0.6	-	-	4,176	-	-
Senior Companion Program:						
Temporary Help	9.8	-	-	47,225	30,540	30,540
Compensatory Education Program:						
Temporary Help	10.3	-	-	122,578	-	-
Recruitment Training:						
Temporary Help	16	-	-	130,321	-	-
Totals, Clinical Services	1,290.8	1,382.7	1,382.7	\$27,515,605	\$30,298,893	\$30,642,053
Support Services:						
Service And Supply:						
Hosp Gen Services Administrator II ..	1	1	1	2,197-2,651	30,592	31,812
Warehouse Mgr I	1	1	1	1,745-2,303	22,519	23,574
Property Clk II	1	1	1	1,591-2,098	22,944	22,944
Materials & Stores Supvr I	1.6	2	2	1,401-1,827	39,852	39,984
Office Techn-Gen	0.2	-	-	1,214-1,551	-	-
Office Techn-Typing	0.3	1	1	1,214-1,551	15,267	15,882
Stock Clk	1.8	1	1	1,168-1,486	15,512	16,172
Mach Opr II-Gen	0.6	-	-	1,177-1,376	-	-
Office Asst II-Typing	1.2	2	2	1,048-1,367	27,214	27,942
Mach Opr I-Gen	0.2	1	1	1,135-1,321	15,218	15,732
Office Asst II-Gen	2.3	2	2	1,048-1,309	29,136	29,136
Mach Opr Trainee-Gen	0.8	-	-	1,018-1,177	-	-
Totals	12	12	12	\$206,247	\$218,254	\$223,178
Food Service:						
Director Of Dietetics	1	1	1	2,197-2,651	31,812	31,812
Asst Director Of Dietetics	2.2	3	3	1,827-2,197	78,669	79,092
Supvng Cook II	0.5	1	1	1,557-2,051	18,684	19,560
Food Administrator I	3.8	3	3	1,706-2,051	69,696	70,656
Clinical Dietitian	1.5	4	4	1,591-1,912	83,558	87,036
Materials & Stores Supvr I	0.5	1	1	1,401-1,827	16,812	17,544
Baker II	1	1	1	1,371-1,786	19,560	19,560
Food Service Supvr II	1	1	1	1,371-1,786	19,560	19,560
Supvng Cook I	3	3	3	1,371-1,786	58,680	58,680
Pre-Registered Clinical Dietitian	0.1	-	-	1,467-1,750	-	-
Baker I	3	3	3	1,265-1,630	53,676	53,676
Butcher-Meat Cutter I	1	1	1	1,265-1,630	17,892	17,892
Cook II	9.7	10	10	1,265-1,630	173,656	176,273
Food Service Supvr I	5.8	7	7	1,222-1,565	117,286	118,570
Office Services Supvr I-Gen	1	1	1	1,214-1,551	16,056	16,752
Stock Clk	1	1	1	1,168-1,486	16,404	16,404
Cook I	2.9	3	3	1,135-1,437	46,650	47,244
Food Service Worker II	8	11	11	1,095-1,376	161,496	164,022
Office Asst II-Typing	2.5	3	3	1,048-1,367	42,090	42,510
Steno	0.3	-	-	1,029-1,339	-	-
Food Service Worker I	100.3	120	120	1,018-1,269	1,651,270	1,670,798
Service Asst-Janitor	0.8	-	-	967-1,114	-	-
Service Asst-Food	13.4	5	5	935-1,075	60,980	62,745
Totals	164.3	183	183	\$2,396,183	\$2,754,487	\$2,790,386
Clothing:						
Clothing Center Mgr	0.8	1	1	1,557-1,868	19,414	20,320
Seamer	1	1	1	1,265-1,630	17,892	17,892
Asst Seamer	4	5	5	1,095-1,376	74,141	74,820
Service Asst-Janitor	0.2	-	-	967-1,114	-	-
Totals	6	7	7	\$93,588	\$111,447	\$113,032

4300 DEPARTMENT OF DEVELOPMENTAL SERVICES—Continued

ORGANIZATIONAL UNIT	NUMBER OF POSITIONS			EXPENDITURES		
	Classification	Filled 1983-84	Authorized 1984-85	Proposed 1985-86	Actual 1983-84	Estimated 1984-85
Housekeeping--Public Areas:				SALARY RANGE		
Janitor Supvr III	0.8	1	1	1,342-1,745	18,956	19,092
Office Asst II-Typing	1	1	1	1,048-1,367	14,568	14,568
Janitor	6.3	7	7	1,038-1,294	97,639	98,970
Service Asst-Janitor	0.6	-	-	967-1,114	-	-
Totals	8.7	9	9	\$121,284	\$131,163	\$132,630
Housekeeping--Treatment Areas:						
Electrician I	0.1	-	-	1,868-2,251	-	-
Supvng Housekeeper II	1.2	2	2	1,239-1,591	32,412	33,000
Supvng Housekeeper I	8.9	9	9	1,114-1,407	137,904	138,366
Farm Hand	1	1	1	1,198-1,347	16,164	16,164
Janitor	65.8	73	73	1,038-1,294	1,029,605	1,037,675
Social Service Asst I	0.4	1	1	1,038-1,198	12,834	13,242
Service Asst-Janitor	3	2	2	967-1,114	25,024	25,564
Totals	80.4	88	88	\$1,115,882	\$1,253,943	\$1,264,011
Laundry:						
Laundry Supvr II	1	1	1	1,491-1,959	21,432	21,432
Laundry Supvr I	2	2	2	1,265-1,630	35,784	35,784
Laundry Worker	20	19	19	1,135-1,437	300,423	301,032
Lauderer	12.8	12	12	1,095-1,376	181,428	182,434
Lauderer Asst	6.5	10	10	1,018-1,269	133,542	136,184
Social Service Asst I	0.2	1	1	1,038-1,198	12,834	13,242
Service Asst-Laundry	3	3	3	935-1,075	36,862	38,040
Totals	45.5	48	48	\$669,696	\$722,305	\$728,148
Transportation:						
Prog Director-Medical	0.4	-	-	5,033-5,694	-	-
Chief Professional Educ	0.3	-	-	5,033-5,694	-	-
Auto Pool Mgr I	1	2	2	1,666-2,197	46,968	48,048
Auto Mechanic	1.7	2	2	1,666-2,002	42,548	43,520
Auto Equipt Opr II	1	-	-	1,666-2,002	-	-
Auto Equipt Opr I	18.1	19	19	1,523-1,827	378,540	379,398
Mechanics Helper	0.7	-	-	1,401-1,523	-	-
Totals	23.2	23	23	\$488,645	\$468,056	\$470,966
Totals, Support Services	340.1	370	370	\$5,091,525	\$5,659,655	\$5,722,351
Plant Operation:						
Administration:						
Chief - Plant Operation III	1	1	1	2,450-2,954	35,448	35,448
Chief - Plant Operation I	1	1	1	2,230-2,691	32,292	32,292
Office Services Supvr I-Typing	0.8	1	1	1,214-1,551	16,868	17,100
Sr Steno	1	1	1	1,236-1,512	17,448	17,448
Office Asst II-Typing	0.4	1	1	1,048-1,367	13,094	13,514
Totals	4.2	5	5	\$99,479	\$115,150	\$115,802
Maintenance Of Structures:						
Supvr - Bldg Trades	0.5	1	1	2,051-2,591	25,206	26,406
Plumber Supvr	1	1	1	2,051-2,472	27,012	27,012
Painter Supvr	1	1	1	1,959-2,360	25,800	25,800
Sheet Metal Worker	1	1	1	1,868-2,251	24,336	24,612
Plumber I	4.6	4	4	1,868-2,251	98,448	98,448
Fusion Welder	1	1	1	1,827-2,197	23,034	24,024
Locksmith	1	1	1	1,786-2,150	23,508	23,508
Machinist	1	1	1	1,786-2,150	23,508	23,508
Mason I	1	1	1	1,786-2,150	23,508	23,508
Glazier	1	1	1	1,786-2,150	23,508	23,508
Painter I	5.2	7	7	1,786-2,150	160,295	162,554
Carpenter I	3.7	5	5	1,786-2,150	112,050	115,083
Upholsterer	2	2	2	1,491-1,959	42,864	42,864
Bldg & Maint Worker	6.5	8	8	1,557-1,868	161,663	163,396
Pest Control Techn	0.4	1	1	1,523-1,666	18,276	19,092
Drafting Aid II	1	1	1	1,371-1,630	19,560	19,560
Totals	31.9	37	37	\$703,258	\$832,576	\$842,883
Maintenance Of Grounds:						
Supvng Groundskeeper II	1	1	1	1,745-2,303	25,176	25,176
Tractor Opr-Laborer	1	1	1	1,673-2,011	22,020	22,020
Groundskeeper	5.5	7	7	1,342-1,666	120,807	124,455
Mechanics Helper	0.3	1	1	1,401-1,523	18,276	18,276
Service Asst-Maint	0.1	1	1	1,239-1,342	15,211	15,456
Totals	7.9	11	11	\$146,370	\$201,490	\$205,383
Utilities Water And Sewage:						
Chief Engr I	0.6	1	1	2,253-2,478	27,036	27,036
Electrician Supvr	0.8	1	1	2,051-2,472	26,305	27,012
Stationary Engr	10.7	10	10	1,931-2,361	255,980	255,980
Water & Sewage Plant Supvr	1	1	1	2,146-2,361	25,752	25,752
Steamfitter	1.9	2	2	1,868-2,251	47,028	48,120
Electrician I	2.7	3	3	1,868-2,251	71,731	72,824
Stationary Engr Apprentice	1	1	1	1,395-2,243	23,172	23,172
Electronics Techn	1	1	1	1,630-2,150	22,006	23,053
Totals	19.7	20	20	\$490,807	\$499,010	\$502,949

4300 DEPARTMENT OF DEVELOPMENTAL SERVICES—Continued

ORGANIZATIONAL UNIT	NUMBER OF POSITIONS			EXPENDITURES		
	Classification	Filled 1983-84	Authorized 1984-85	Proposed 1985-86	Actual 1983-84	Estimated 1984-85
				SALARY RANGE		
Fire Protection:						
Fire Chief	2	1	1	2,018-2,431	29,172	29,172
Fire Fighter	6.2	8	8	1,679-2,018	180,520	184,664
Temporary Help	2.3	-	-	(26,864)	-	-
Totals	10.5	9	9	\$219,758	\$209,692	\$213,836
Totals, Plant Operations	74.2	82	82	\$1,659,672	\$1,857,918	\$1,880,853
Over-time	-	-	-	(172,316)	-	-
Totals, Sonoma State Hospital	1794.1	1939.7	1939.7	\$36,308,562	\$39,998,738	\$40,452,770
Stockton State Hospital						
Administration:						
Executive:						
C.E.A. III	0.8	1	1	3,357-4,464	53,150	53,568
Hosp Administrator	1	1	1	3,357-4,057	48,684	48,684
C.E.A. II	1	1	1	3,052-4,057	48,684	48,684
Asst Hosp Administrator	0.4	-	-	2,651-3,200	-	-
Coordinator-Nursing Services	1	1	1	2,651-3,200	38,400	38,400
Stds Compliance Coordinator	1	-	-	2,529-3,052	-	-
Office Of Prog Review Consultant	1	1	1	2,529-3,052	36,624	36,624
Community Liaison Rep	1	1	1	2,529-3,052	36,624	36,624
Adm Asst II	0.2	-	-	2,197-2,651	-	-
Clients-Patients Rights Advocate	0.5	1	1	2,197-2,651	32,604	32,604
Special Investigator I	1	1	1	1,723-2,319	24,976	26,172
Exec Secty I	2	2	2	1,389-1,653	39,672	39,672
Office Techn-Gen	1	1	1	1,214-1,551	17,100	17,100
Secty	2.9	3	3	1,236-1,512	49,728	50,292
Office Asst II-Typing	1	1	1	1,048-1,367	14,568	14,568
Totals	15.8	15	15	\$456,638	\$440,814	\$442,992
Medical Records:						
Medical Record Off	1	1	1	1,768-2,336	25,524	25,524
Health Record Techn III	0.9	1	1	1,544-1,854	20,289	21,233
Sr Medical Transcriber	1	1	1	1,331-1,729	18,924	18,924
Health Record Techn II	1.1	1	1	1,358-1,611	17,710	18,482
Office Techn-Gen	2	2	2	1,214-1,551	34,200	34,200
Medical Transcriber	5.6	6	6	1,191-1,517	95,544	96,624
Health Record Techn I	7.5	8	8	1,214-1,425	135,812	136,684
Office Asst II-Typing	4	7	7	1,048-1,367	100,980	101,886
Steno	1.6	2	2	1,029-1,339	27,628	28,439
Office Asst II-Gen	0.6	-	-	1,048-1,309	-	-
Office Asst I-Typing	-	1	1	976-1,126	12,156	12,546
Office Asst I-Gen	-	1	1	944-1,087	11,790	12,156
Office Occupations Clk	0.1	-	-	913-1,048	-	-
Totals	25.4	31	31	\$413,227	\$500,557	\$506,698
Fiscal Section:						
Sr Acctg Off-Supvr	1	1	1	2,197-2,651	31,812	31,812
Accountant I - Supvr	1	1	1	1,401-1,827	19,992	19,992
Acctg Techn	1	1.2	1.2	1,214-1,551	19,998	20,346
Office Techn-Typing	1.5	1.8	1.8	1,214-1,551	30,664	30,780
Office Techn-Cashiering	1.3	2	2	1,214-1,425	33,678	34,200
Acct Clk II	0.9	1	1	1,087-1,367	15,120	15,120
Office Asst II-Typing	2	2	2	1,048-1,367	28,074	28,494
Bookkeeping Mach Opr II	0.8	-	-	1,126-1,309	-	-
Totals	9.5	10	10	\$163,937	\$179,338	\$180,744
Trust Section:						
Trust Unit:						
Patient Benefit & Ins Off II	0.8	1	1	2,150-2,591	30,854	31,092
Office Techn-Typing	1	1	1	1,214-1,551	17,100	17,100
Office Services Supvr I-Typing	1	1	1	1,214-1,551	17,100	17,100
Office Asst II-Typing	0.9	1	1	1,048-1,367	13,736	14,216
Totals	3.7	4	4	\$70,031	\$78,790	\$79,508
Eligibility Unit:						
Hosp Social Worker I	0.8	-	-	1,437-1,712	-	-
Office Techn-Typing	0.2	1	1	1,214-1,551	15,267	15,882
Office Asst II-Typing	2	2	2	1,048-1,367	29,136	29,136
Totals	3	3	3	\$46,514	\$44,403	\$45,018
Totals, Trust Section	6.7	7	7	\$116,545	\$123,193	\$124,526
Personnel Section:						
Staff Services Mgr I	1	1	1	2,415-2,913	34,956	34,956
Hosp Health & Safety Coordinator	1	1	1	2,197-2,651	31,812	31,812
Personnel Asst III	1	1	1	1,611-1,939	21,075	22,068
Psychiatric Techn	0.4	-	-	1,376-1,706	-	-
Personnel Asst I	4.1	5	5	1,126-1,551	81,565	83,553
Office Techn-Typing	1.4	2	2	1,214-1,551	34,200	34,200
Secty	1	1	1	1,236-1,512	17,448	17,448
Totals	9.9	11	11	\$203,078	\$221,056	\$224,037

4300 DEPARTMENT OF DEVELOPMENTAL SERVICES—Continued

ORGANIZATIONAL UNIT	NUMBER OF POSITIONS			EXPENDITURES		
	Classification	Filed 1983-84	Authorized 1984-85	Proposed 1985-86	Actual 1983-84	Estimated 1984-85
Communications Section:						
Sr Telephone Opr	0.8	1	1	1,214-1,425	15,610	16,288
Office Asst II-Typing	0.3	-	-	1,048-1,367	-	-
Telephone Opr	4.9	6	6	1,048-1,214	86,834	87,254
Totals	6	7	7	\$87,824	\$102,444	\$103,542
Training:						
Psychiatric Nursing Educ Director	2	2	2	2,251-2,717	65,208	65,208
Trng Off I	0.8	1	1	2,197-2,651	31,812	31,812
Nurse Instructor	5	5	5	2,051-2,472	147,200	148,320
Office Techn-Typing	1	1	1	1,214-1,551	17,100	17,100
Office Asst II-Typing	1	1	1	1,048-1,367	14,568	14,568
Totals	9.8	10	10	\$259,572	\$275,888	\$277,008
Protective Services:						
Hosp Peace Off II	1	1	1	1,757-2,113	24,786	25,356
Hosp Peace Off I	5.3	6	6	1,604-1,924	135,534	137,271
Totals	6.3	7	7	\$134,909	\$160,320	\$162,627
Overtime	-	-	-	(35,227)	-	-
Totals, Administration	89.4	98	98	\$1,870,957	\$2,003,610	\$2,022,174
Clinical Services:						
Program Administration:						
Prog Director-Develmt Programs	4	4	4	2,651-3,200	153,600	153,600
Prog Asst-Develmt Programs	4	4	4	2,415-2,913	139,824	139,824
Nursing Coordinator	6.6	4	4	2,251-2,717	130,416	130,416
Health Services Specialist I	17.6	18	18	1,868-2,251	489,832	490,924
Secty	1.9	2	2	1,236-1,512	34,896	34,896
Sr Steno	1	1	1	1,236-1,512	17,448	17,448
Office Asst II-Typing	4.1	-	-	1,048-1,367	-	-
Steno	1.4	1	1	1,029-1,339	15,396	15,396
Office Asst II-Gen	0.4	-	-	1,048-1,309	-	-
Totals	41	34	34	\$1,093,466	\$981,412	\$982,504
Level Of Care:						
Professional:						
Physician & Surgeon	7.6	4	4	3,780-5,429	309,519	309,519
Staff Psychiatrist	1.9	1	1	4,156-5,429	65,148	65,148
Sr Psychologist	1.2	1.6	1.6	2,651-3,200	61,440	61,440
Psychologist	6.8	6.4	6.4	2,415-2,913	206,412	211,253
Teacher	22.5	22	22	1,827-2,778	694,268	698,966
Psychology Assoc	2.3	2	2	2,002-2,197	51,540	52,728
Psychiatric Social Worker	8.9	8	8	1,827-2,197	209,922	210,912
Phys Therapist II	0.4	1	1	1,827-2,197	21,924	22,944
Rehab Therapist	24.5	28	28	1,523-1,827	586,404	594,539
Hosp Social Worker II	1	1	1	1,498-1,794	21,528	21,528
Social Work Assoc	2	2	2	1,407-1,673	40,152	40,152
Teaching Asst	1	1	1	1,156-1,347	16,164	16,164
Totals	80.1	78	78	\$2,151,915	\$2,284,421	\$2,305,293
Nursing:						
Registered Nurse II	20.5	20.5	20.5	1,706-2,472	494,136	495,624
Registered Nurse III	4	4	4	1,868-2,472	108,048	108,048
Registered Nurse I	1.6	4	4	1,591-2,303	82,164	82,164
Unit Supvr	17.2	17	17	1,868-2,251	448,892	454,892
Supportive Equip Adapter	1	1	1	1,666-2,002	23,053	23,809
Develmt Specialist	9.1	8	8	1,630-1,959	188,064	188,064
Sr Psychiatric Techn	59.7	64	64	1,491-1,868	1,422,633	1,431,116
Graduate Student Asst	0.2	-	-	1,156-1,750	-	-
Psychiatric Techn	207.6	227.9	227.9	1,376-1,706	4,388,157	4,414,801
Pre-Registered Nurse	-	1.5	1.5	1,523-1,666	27,414	28,638
Licensed Voc Nurse	8.5	9	9	1,274-1,506	164,288	165,204
School Bus Driver	1.6	2	2	1,198-1,407	29,712	30,864
Pre-Licensed Psychiatric Techn	7.3	4	4	1,269-1,376	60,912	63,408
Psychiatric Techn Trainee	-	11.6	11.6	1,177-1,269	167,040	173,374
Student Asst	0.5	5.5	5.5	935-1,246	61,661	61,661
Hosp Worker	46	26	26	1,038-1,198	356,920	366,136
Service Asst-Hosp	0.7	-	-	967-1,114	-	-
Temporary Help	3	-	-	(28,311)	-	-
Overtime	-	-	-	(427,810)	-	-
Totals	388.5	406	406	\$7,849,004	\$8,022,564	\$8,087,803
Totals, Level of Care	468.6	484	484	\$10,000,919	\$10,306,985	\$10,393,096
Central Program Services:						
Sr Psychologist	0.5	-	-	2,651-3,200	-	-
Chief Central Prog Services	1	1	1	2,529-3,052	36,624	36,624
Psychologist-Facility-Clinical	0.2	-	-	2,415-2,913	-	-
Asst Chief Central Prog Services	1	1	1	2,303-2,778	33,336	33,336
Asst Chief Central Prog Services	3	1	1	2,303-2,778	33,336	33,336
Voc Instructor-Landscape Gardening	1	1	1	1,827-2,778	27,780	27,780
Catholic Chaplain	0.7	0.5	0.5	2,002-2,415	14,490	14,490
Protestant Chaplain	1	1	1	2,002-2,415	26,265	27,530
Sr Librarian	1	1	1	1,959-2,360	28,320	28,320
Coordinator-Volunteer Services	2	2	2	1,745-2,098	50,256	50,352

4300 DEPARTMENT OF DEVELOPMENTAL SERVICES—Continued

ORGANIZATIONAL UNIT Classification	NUMBER OF POSITIONS			EXPENDITURES		
	Filled 1983-84	Authorized 1984-85	Proposed 1985-86	Actual 1983-84	Estimated 1984-85	Proposed 1985-86
				SALARY RANGE		
Sr Psychiatric Techn	1	1	1	1,491-1,868	21,432	21,432
Psychiatric Techn	6.9	7	7	1,376-1,706	136,656	137,462
Barbershop Mgr	0.9	1	1	1,265-1,630	17,660	17,892
Beauty Shop Mgr	1	1	1	1,265-1,630	17,892	17,892
Office Techn-Typing	1	1	1	1,214-1,551	17,100	17,100
Secty	1	1	1	1,236-1,512	17,448	17,448
Sr Steno	0.8	1	1	1,236-1,512	17,448	17,448
Office Asst II-Typing	1	1	1	1,048-1,367	14,568	14,568
Steno	1	1	1	1,029-1,339	15,396	15,396
Psychiatric Techn Trainee	-	1	1	1,177-1,269	14,400	14,946
Temporary Help	0.1	0.2	0.2	(1,920)	85,091	85,091
Totals	26.1	24.7	24.7	\$589,651	\$625,498	\$628,443
Pharmacy:						
Pharmacist II	1	1	1	2,778-3,052	36,624	36,624
Pharmacist I	3	3	3	2,529-2,778	99,627	100,008
Pharmacy Asst	3	3	3	1,214-1,425	49,810	50,488
Totals	7	7	7	\$174,703	\$186,061	\$187,120
Dental Services:						
Chief Dentist	1	1	1	3,888-4,935	56,448	56,448
Dentist	1	1	1	3,440-4,816	57,792	57,792
Dental Hygienist	1	1	1	1,706-2,051	24,612	24,612
Dental Asst	1	1	1	1,177-1,498	16,512	16,512
Temporary Help	-	0.1	0.1	-	3,000	3,000
Totals	4	4.1	4.1	\$150,966	\$158,364	\$158,364
Public Health-Employee Health:						
Physician & Surgeon	1.9	1	1	3,780-5,429	65,148	65,148
Registered Nurse II	0.9	1	1	1,706-2,472	24,612	24,612
Public Health Nurse II	1	1	1	1,959-2,360	28,320	28,320
Office Asst II-Typing	1	1	1	1,048-1,367	14,568	14,568
Totals	4.8	4	4	\$135,707	\$132,648	\$132,648
Medical Ancillary:						
Physician & Surgeon	7.9	5.2	5.2	3,780-5,429	373,413	373,413
Podiatrist	0.2	0.8	0.8	2,415-3,200	30,720	30,720
Registered Nurse II	5.1	5	5	1,706-2,472	123,060	123,060
Sr Psychiatric Techn	1	1	1	1,491-1,868	22,416	22,416
Electroencephalographic Techn	1	1	1	1,462-1,745	20,940	20,940
Psychiatric Techn	1	1	1	1,376-1,706	20,472	20,472
Temporary Help	-	0.1	0.1	-	2,000	2,000
Totals	16.2	14.1	14.1	\$522,069	\$593,021	\$593,021
Laboratory-Radiology:						
Supvng Clinical Lab Technologist	1	1	1	2,098-2,529	30,348	30,348
Sr Clinical Lab Technologist	1	1	1	1,912-2,529	27,636	27,636
Clinical Lab Technologist	1.7	2	2	1,827-2,303	47,610	48,660
X-Ray Techn	0.7	1	1	1,462-1,912	20,940	20,940
Sr Lab Asst	1	1	1	1,222-1,437	17,244	17,244
Lab Asst	1	1	1	1,055-1,321	14,664	14,664
Totals	6.4	7	7	\$142,641	\$158,442	\$159,492
Projects:						
Foster Grandparent Program:						
Foster Grandparent Proj Coordinator	1	1	1	1,666-2,002	23,304	24,024
Office Asst II-Typing	0.2	1	1	1,048-1,367	14,568	14,568
Temporary Help	15.2	3	3	(75,855)	65,152	65,152
Totals	16.4	5	5	\$99,929	\$103,024	\$103,744
Senior Companion:						
Temporary Help	4.7	-	-	(34,531)	36,648	36,648
Totals	4.7	-	-	\$34,531	\$36,648	\$36,648
Compensatory Education:						
Temporary Help	4.3	-	-	(57,617)	-	-
Totals	4.3	-	-	\$57,617	-	-
Television Communications Center:						
Program Administrator III	-	1	1	2,983-3,602	35,796	37,586
Director	-	1	1	2,415-2,913	28,980	30,432
Chief Engr & Production Consultant	-	1	1	2,303-2,778	27,636	29,016
Totals	-	3	3	-	\$92,412	\$97,034
Totals, Clinical Services	599.5	586.9	586.9	\$13,002,199	\$13,374,515	\$13,472,114
Support Services:						
Service And Supply:						
Hosp Gen Services Administrator II	1	1	1	2,197-2,651	31,812	31,812
Warehouse Mgr I	0.5	1	1	1,745-2,303	21,432	22,434
Hosp Gen Services Administrator I	1	1	1	1,827-2,197	26,364	26,364
Staff Services Analyst-Gen	0.8	1	1	1,407-2,197	19,774	20,680
Property Clk II	0.7	1	1	1,591-2,098	19,767	20,703
Materials & Stores Supvr I	0.7	1	1	1,401-1,827	16,812	17,544
Warehouse Worker	0.4	1	1	1,401-1,666	18,276	18,276
Mgt Services Techn	0.2	-	-	1,177-1,565	-	-

4300 DEPARTMENT OF DEVELOPMENTAL SERVICES—Continued

ORGANIZATIONAL UNIT	NUMBER OF POSITIONS			EXPENDITURES		
	Filled 1983-84	Authorized 1984-85	Proposed 1985-86	Actual 1983-84	Estimated 1984-85	Proposed 1985-86
				SALARY RANGE		
Stock Clk	0.3	-	-	1,168-1,486	-	-
Steno	1	1	1	1,029-1,339	15,396	15,396
Mach Opr I-Gen	1	1	1	1,135-1,321	15,852	15,852
Office Asst II-Gen	0.8	1	1	1,048-1,309	14,568	14,568
Totals	8.4	10	10	\$163,561	\$200,053	\$203,629
Food Service:						
Director Of Dietetics	1	1	1	2,197-2,651	31,812	31,812
Asst Director Of Dietetics	2	2	2	1,827-2,197	52,211	52,728
Food Administrator I	2.5	2.5	2.5	1,706-2,051	61,530	61,530
Materials & Stores Supvr I	1	1	1	1,401-1,827	19,992	19,992
Baker II	0.7	1	1	1,371-1,786	16,452	17,196
Food Service Supvr II	1	1	1	1,371-1,786	19,560	19,560
Supvng Cook I	3.3	4	4	1,371-1,786	78,240	78,240
Cook II	8.8	9	9	1,265-1,630	158,079	159,588
Food Service Supvr I	3	4	4	1,222-1,565	65,499	66,777
Cook I	1	1	1	1,135-1,437	15,852	15,852
Food Service Worker II	15.1	18	18	1,095-1,376	266,356	268,720
Acct Clk II	1	1	1	1,087-1,367	15,120	15,120
Office Asst II-Typing	1	1	1	1,048-1,367	17,628	17,628
Steno	1	1	1	1,029-1,339	15,396	15,396
Food Service Worker I	42.6	46.5	46.5	1,018-1,269	648,151	651,384
Service Asst-Food	0.4	1	1	935-1,075	11,870	12,242
Temporary Help	-	1	1	-	11,000	11,000
Totals	85.4	96	96	\$1,318,393	\$1,504,739	\$1,514,765
Clothing:						
Voc Instructor-Garment Making	0.4	1	1	1,827-2,778	22,349	23,394
Clothing Center Mgr	0.7	1	1	1,557-1,868	21,596	22,252
Materials & Stores Supvr I	0.3	-	-	1,401-1,827	-	-
Stock Clk	0.9	1	1	1,168-1,486	16,404	16,404
Laundry Worker	1	1	1	1,135-1,437	15,852	15,852
Teaching Asst	3	3	3	1,156-1,347	46,099	46,992
Totals	6.3	7	7	\$104,215	\$122,300	\$124,894
Housekeeping-Public Areas:						
Janitor Supvr III	1	1	1	1,342-1,745	19,092	19,092
Supvng Housekeeper I	1.8	2	2	1,114-1,407	31,056	31,056
Housekeeper	3.5	4	4	1,038-1,294	56,195	56,618
Janitor	1.2	1	1	1,038-1,294	14,376	14,376
Service Asst-Janitor	0.7	2	2	967-1,114	24,170	24,942
Totals	8.2	10	10	\$117,249	\$144,889	\$146,084
Housekeeping-Treatment Areas:						
Supvng Housekeeper I	6	6	6	1,114-1,407	94,416	94,416
Office Asst II-Typing	0.8	1	1	1,048-1,367	12,954	13,374
Housekeeper	24	28	28	1,038-1,294	389,744	394,861
Janitor	4.8	5	5	1,038-1,294	68,796	69,612
Launderer Asst	1	1	1	1,018-1,269	14,136	14,136
Service Asst-Janitor	2.6	2.7	2.7	967-1,114	33,016	34,068
Totals	39.2	43.7	43.7	\$540,868	\$613,062	\$620,467
Transportation:						
Lead Auto Mechanic	1	1	1	1,745-2,098	22,944	22,944
Auto Equipt Opr II	0.9	1	1	1,666-2,002	21,514	21,924
Auto Equipt Opr I	7.2	8	8	1,523-1,827	157,796	159,561
Service Asst-Maint	0.9	1	1	1,239-1,342	16,104	16,104
Totals	10	11	11	\$193,000	\$218,358	\$220,533
Totals, Support Services	157.5	177.7	177.7	\$2,437,286	\$2,803,401	\$2,830,372
Plant Operations:						
Administration:						
Chief - Plant Operation III	1	1	1	2,450-2,954	35,314	35,448
Chief - Plant Operation I	1	1	1	2,230-2,691	27,884	29,216
Office Techn	-	1	1	1,214-1,551	15,766	16,642
Sr Steno	0.5	-	-	1,236-1,512	-	-
Office Asst II-Typing	1	-	-	1,048-1,367	-	-
Totals	3.5	3	3	\$83,565	\$78,964	\$81,306
Maintenance Of Structures:						
Voc Instructor-Upholstering	0.1	-	-	1,827-2,778	-	-
Supvr - Bldg Trades	1	1	1	2,051-2,591	28,320	28,320
Plumber Supvr	1	1	1	2,051-2,472	27,012	27,012
Painter Supvr	0.5	1	1	1,959-2,360	25,800	25,800
Carpenter Supvr	0.3	-	-	1,959-2,360	-	-
Maint Mechanic	1	1	1	1,868-2,251	24,612	24,612
Plumber I	0.7	1	1	1,868-2,251	24,612	24,612
Carpenter II	0.2	1	1	1,868-2,251	24,612	24,612
Fusion Welder	1	1	1	1,827-2,197	24,024	24,024
Locksmith	0.7	1	1	1,786-2,150	21,432	22,416
Painter I	4.5	5	5	1,786-2,150	117,540	117,540
Carpenter I	2.5	3	3	1,786-2,150	67,028	69,068
Mason II	1	1	1	1,868-2,051	24,612	24,612
Develmt Specialist	0.1	1	1	1,630-1,959	23,508	23,508
Sr Psychiatric Techn	0.4	1	1	1,491-1,868	22,416	22,416

4300 DEPARTMENT OF DEVELOPMENTAL SERVICES—Continued

ORGANIZATIONAL UNIT Classification	NUMBER OF POSITIONS			EXPENDITURES		
	Filled 1983-84	Authorized 1984-85	Proposed 1985-86	Actual 1983-84	Estimated 1984-85	Proposed 1985-86
				SALARY RANGE		
Bldg & Maint Worker	1.4	3	3	1,557-1,868	61,416	61,416
Carpenter Apprentice	0.3	-	-	1,269-1,835	-	-
Pest Control Techn	0.7	1	1	1,523-1,666	18,820	19,692
Totals	17.4	23	23	\$398,924	\$535,764	\$539,660
Maintenance Of Grounds:						
Supvng Groundskeeper II	1	1	1	1,745-2,303	25,176	25,176
Lead Groundskeeper	0.5	1	1	1,401-1,827	18,154	18,956
Groundskeeper	2.7	3	3	1,342-1,666	54,828	54,828
Totals	4.2	5	5	\$80,846	\$98,158	\$98,960
Utilities Water And Sewage:						
Chief Engr I	0.4	1	1	2,253-2,478	27,636	27,636
Electrician Supvr	1	1	1	2,051-2,472	27,012	27,012
Stationary Engr	9.7	10	10	1,931-2,361	255,980	255,980
Steamfitter	1	1	1	1,868-2,251	24,612	24,612
Electrician I	2.7	3	3	1,868-2,251	71,640	72,732
Electronics Techn	1	1	1	1,630-2,150	22,006	23,053
Totals	15.8	17	17	\$394,641	\$428,886	\$431,025
Fire Protection:						
Fire Chief	1	1	1	2,018-2,431	29,172	29,172
Totals	1	1	1	\$27,729	\$29,172	\$29,172
Totals, Plant Operations	41.9	49	49	\$985,705	\$1,170,944	\$1,180,123
Totals, Stockton State Hospital	888.3	911.6	911.6	\$18,296,147	\$19,352,470	\$19,504,783
State Premium Overtime	-	-	-	-	2,659,679	2,659,679
Systemwide Temporary Help:						
Manpower Programs	-	69	69	-	1,083,000	1,083,000
Adult Education	-	19	19	-	204,267	204,267
Compensatory Education	-	60.9	60.9	-	838,631	838,631
Unallocated MD-LOC Staff:						
Psychologist	-	5	5	-	171,000	171,000
Teacher	-	7	7	-	238,000	238,000
Rehab Therapist	-	5	5	-	109,000	109,000
Psych Social Worker	-	7	7	-	180,000	180,000
Psych Techn	-	60	60	-	1,207,000	1,207,000
TOTAL, AUTHORIZED POSITIONS (State Hos- pitals)	13,265	14,334.7	14,334.7	\$272,705,034	\$303,262,653	\$306,665,826
Regular/Ongoing	12,620.2	14,175.1	14,175.1	261,655,687	297,083,896	300,487,069
Temporary Help	644.8	159.6	159.6	6,484,887	3,519,078	3,519,078
State Premium Overtime	-	-	-	4,564,460	2,659,679	2,659,679
TOTAL, AUTHORIZED POSITIONS	13,671.8	14,750.7	14,737.7	\$282,863,392	\$314,185,029	\$317,458,653
Regular/Ongoing	13,001.2	14,586.6	14,573.6	271,514,987	307,918,019	311,191,643
Temporary Help	647	164.1	164.1	6,515,027	3,581,826	3,581,826
Temporary Help, Manpower	23.6	-	-	265,002	-	-
Overtime	-	-	-	4,568,376	2,685,184	2,685,184
Continuously vacant positions abolished by the State Controller:						
Agnews State Hospital:						
Food Service:						
Supvr Cook II	-	1	1	1,557-2,051	-	-
Fairview State Hospital:						
Central Program Services:						
Registered Nurse II	-	1	1	1,706-2,472	-	-
Napa State Hospital:						
Dental Services:						
Dental Hygienist	-	1	1	1,706-2,051	-	-
Central Program Services:						
Motion Picture Opr	-	0.2	0.2	8.54	-	-
Porterville State Hospital:						
Food Service:						
Clinical Dietician	-	1	1	1,591-1,912	-	-
Food Service Supvr I	-	1	1	1,222-1,565	-	-
Medical Records:						
Health Records Techn I	-	2	2	1,214-1,425	-	-
Medical Steno	-	1	1	1,191-1,395	-	-

1
2
3
4
5
6
7
8
9
10
11
12
13
14
15
16
17
18
19
20
21
22
23
24
25
26
27
28
29
30
31
32
33
34
35
36
37
38
39
40
41
42
43
44
45
46
47
48
49
50
51
52
53
54
55
56
57
58
59
60
61
62
63
64
65
66
67
68
69
70
71
72
73
74
75
76
77
78
79
80
81
82
83
84
85
86
87
88
89
90
91
92
93
94
95
96
97
98

4440 DEPARTMENT OF MENTAL HEALTH *

1
2
3
4
5
6
7
8
9
10
11
12
13
14
15
16
17
18
19
20
21
22
23
24
25
26
27
28
29
30
31
32
33
34
35
36
37
38
39
40
41
42
43
44
45
46
47
48
49
50
51
52
53
54
55
56
57
58
59
60
61
62
63
64
65
66
67
68
69
70
71
72
73
74
75
76
77
78
79
80
81
82
83
84
85
86
87
88
89
90
91
92
93
94
95
96
97
98

ORGANIZATIONAL UNIT Classification	NUMBER OF POSITIONS			EXPENDITURES		
	Filled 1983-84	Authorized 1984-85	Proposed 1985-86	Actual 1983-84	Estimated 1984-85	Proposed 1985-86
Directors Office						
Directors Office:				SALARY RANGE		
Director	1	-	-	\$62,624	-	-
C.E.A. IV	0.6	-	-	3,618-4,680	-	-
Staff Services Mgr I	0.6	-	-	2,415-2,913	-	-
Exec Secty II	0.1	-	-	1,512-1,809	-	-
Exec Secty I	1.7	-	-	1,389-1,653	-	-
Totals	4	-	-	\$148,856	-	-
Public Information Office:						
Public Info Off	0.1	-	-	38,400	-	-
Info Off I	1	-	-	2,197-2,651	-	-
Totals	1.1	-	-	\$34,392	-	-
Legal Services Office:						
Chief Counsel I	1	-	-	3,888-4,704	-	-
Staff Counsel II	1.2	-	-	3,128-3,780	-	-
Staff Counsel I	2.6	-	-	2,845-3,440	-	-
Supvng Special Investigator 1	0.9	-	-	2,319-2,799	-	-
Sr Special Investigator	0.1	-	-	2,113-2,546	-	-
Sr Legal Typist	0.9	-	-	1,331-1,729	-	-
Sr Legal Steno	0.1	-	-	1,331-1,729	-	-
Ofc Techn	1	-	-	1,214-1,551	-	-
Totals	7.8	-	-	\$253,496	-	-
Appeals Section:						
Gen Auditor III	1.3	-	-	2,197-2,651	-	-
Totals	1.3	-	-	\$37,641	-	-
Citizens Advisory Council:						
Exec off	0.9	-	-	3,372-3,534	-	-
Trng Off I	0.1	-	-	2,197-2,651	-	-
Exec Secty I	0.7	-	-	1,389-1,653	-	-
Totals	1.7	-	-	\$52,281	-	-
Patients Rights Office:						
Mental Health Prog Spec IV	0.9	-	-	2,651-3,200	-	-
Mental Health Prog Spec II	1	-	-	2,197-2,651	-	-
Ofc Asst II	0.7	-	-	1,048-1,367	-	-
Totals	2.6	-	-	\$73,120	-	-
Office of External Affairs:						
C.E.A. I	0.4	-	-	2,778-3,690	-	-
Totals	0.4	-	-	\$18,115	-	-
Totals, Directors Office	18.9	-	-	\$617,901	-	-
Division of Fin & Info Management						
Resource Management Branch:						
Staff Services Mgr III	1	-	-	2,913-3,518	-	-
Ofc Techn	0.9	-	-	1,214-1,551	-	-
Totals	1.9	-	-	\$55,693	-	-
Budget Section:						
Staff Services Mgr II	1	-	-	2,651-3,200	-	-
Staff Services Mgr I	1.1	-	-	2,415-2,913	-	-
Assoc. Budget Analyst	4.9	-	-	2,197-2,651	-	-
Staff Services Analyst	0.1	-	-	1,407-2,197	-	-
Ofc Techn	0.9	-	-	1,214-1,551	-	-
Ofc Asst II	0.1	-	-	1,048-1,367	-	-
Totals	8.1	-	-	\$227,151	-	-
Fiscal Analysis Section:						
DP Mgr II	0.5	-	-	2,651-3,200	-	-
Assoc Adm Analyst	0.6	-	-	2,197-2,651	-	-
Assoc Govtl Prog Analyst	0.9	-	-	2,197-2,651	-	-
Asst Adm Analyst	0.1	-	-	1,827-2,197	-	-
Totals	2.1	-	-	\$63,732	-	-
Management Analysis Section:						
Staff Services Mgr II	1	-	-	2,651-3,200	-	-
Assoc Mgt Analyst	2.1	-	-	2,197-2,651	-	-
Records Mgt Analyst II	1	-	-	2,197-2,651	-	-
Staff Services Analyst	1.2	-	-	1,407-2,197	-	-
Ofc Techn	1.5	-	-	1,214-1,551	-	-
Totals	6.8	-	-	\$178,376	-	-
Contract Management Section:						
Staff Services Mgr I	0.9	-	-	2,415-2,913	-	-
Assoc Govtl Prog Analyst	0.1	-	-	2,197-2,651	-	-
Staff Services Analyst	1.1	-	-	1,407-2,197	-	-
Ofc Techn	0.7	-	-	1,214-1,551	-	-
Totals	2.8	-	-	\$67,258	-	-
Supportive Services Branch:						
Ofc Techn	0.1	-	-	1,214-1,551	-	-
Totals	0.1	-	-	\$1,894	-	-

*The Salary Range and the amounts shown in 1984-85 and 1985-86 for this department do not reflect the 1984-85 fiscal year salary increase adjustment. This adjustment is reflected in the departmental Summary by Object of the Governor's Budget.

4440 DEPARTMENT OF MENTAL HEALTH—Continued

ORGANIZATIONAL UNIT	NUMBER OF POSITIONS			EXPENDITURES		
	Filled 1983-84	Authorized 1984-85	Proposed 1985-86	Actual 1983-84	Estimated 1984-85	Proposed 1985-86
Classification						
Accounting Section:				SALARY RANGE		
Acctg Administrator 1	1	-	-	2,415-2,913	-	-
Acctg Off	2.7	-	-	1,827-2,197	-	-
Accountant I	1.6	-	-	1,401-1,827	-	-
Mgt Services Techn	0.5	-	-	1,177-1,565	-	-
Acctg Techn	6	-	-	1,214-1,551	-	-
Ofc Techn	1	-	-	1,214-1,551	-	-
Sr Acct Clk	0.8	-	-	1,214-1,551	-	-
Acct Clk II	8.3	-	-	1,087-1,367	-	-
Totals	21.9	-	-	\$375,260	-	-
Internal Operations:						
Staff Services Mgr I	0.8	-	-	2,415-2,913	-	-
Bus Service Off III	1	-	-	2,197-2,651	-	-
Bus Service Off I	2.6	-	-	1,827-2,197	-	-
Property Clk II	1	-	-	1,591-2,098	-	-
Bus Service Asst	0.1	-	-	1,523-1,827	-	-
Ofc Services Supvr II	1	-	-	1,358-1,768	-	-
Ofc Techn	2.7	-	-	1,214-1,551	-	-
Sr Word Processing Techn	0.9	-	-	1,260-1,486	-	-
Ofc Asst II	0.8	-	-	1,048-1,367	-	-
Word Processing Techn	1.9	-	-	1,048-1,309	-	-
Ofc Asst II	1.1	-	-	1,048-1,309	-	-
Totals	13.9	-	-	\$274,757	-	-
Information Systems Branch:						
Staff Services Mgr III	1	-	-	2,913-3,518	-	-
Secty	1	-	-	1,236-1,512	-	-
Totals	2	-	-	\$57,196	-	-
Systems Development Section:						
DP Mgr II	1	-	-	2,651-3,200	-	-
Systems Software Specialist I	0.9	-	-	2,415-2,913	-	-
Assoc Programmer Analyst	1.6	-	-	2,197-2,651	-	-
Assoc DP Analyst	1.9	-	-	2,197-2,651	-	-
Programmer II	0.3	-	-	1,827-2,197	-	-
Staff Services Analyst	1.3	-	-	1,407-2,197	-	-
Programmer I	0.3	-	-	1,407-1,827	-	-
DP Techn	0.1	-	-	1,198-1,523	-	-
Totals	7.4	-	-	\$210,645	-	-
Systems Maintenance Section:						
DP Mgr I	1	-	-	2,415-2,913	-	-
Assoc Programmer Analyst	4	-	-	2,197-2,651	-	-
Assoc DP Analyst	0.6	-	-	2,197-2,651	-	-
Programmer II	1.5	-	-	1,827-2,197	-	-
Mgt Services Techn	0.9	-	-	1,177-1,565	-	-
DP Techn	1	-	-	1,198-1,523	-	-
Word Processing Techn	1	-	-	1,048-1,309	-	-
Totals	10	-	-	\$250,777	-	-
Statistics and Data Retrieval Section:						
Research Mgr II	1	-	-	2,651-3,200	-	-
Research Prog Specialist I	1	-	-	2,415-2,913	-	-
Research Mgr I	1	-	-	2,415-2,913	-	-
Research Analyst II	5	-	-	2,197-2,651	-	-
Staff Services Analyst	1	-	-	1,407-2,197	-	-
Research Analyst I	3	-	-	1,407-2,197	-	-
Ofc Services Supvr II	1	-	-	1,358-1,768	-	-
Statistical Clk	1.1	-	-	1,214-1,425	-	-
Acct Clk II	2	-	-	1,087-1,367	-	-
Ofc Asst II	1	-	-	1,048-1,367	-	-
Totals	17.1	-	-	\$430,721	-	-
Audits & Appeals Branch:						
Supvng Govtl Auditor II	1	-	-	2,651-3,200	-	-
Ofc Techn	1	-	-	1,214-1,551	-	-
Totals	2	-	-	\$53,928	-	-
Field Audits Section—Sacramento						
Supvng Govtl Auditor I	1	-	-	2,415-2,913	-	-
Govtl Auditor III	1	-	-	2,197-2,651	-	-
Gen Auditor III	2	-	-	2,197-2,651	-	-
Gen Auditor II	1	-	-	1,827-2,197	-	-
Totals	5	-	-	\$151,263	-	-
Audits & Appeals—Santa Ana						
Supvng Govtl Auditor I	1	-	-	2,415-2,913	-	-
Gen Auditor III	2.4	-	-	2,197-2,651	-	-
Gen Auditor II	2.7	-	-	1,827-2,197	-	-
Ofc Techn	1	-	-	1,214-1,551	-	-
Totals	7.1	-	-	\$183,178	-	-
Audits & Appeals—Emeryville						
Supvng Govtl Auditor I	1	-	-	2,415-2,913	-	-
Gen Auditor III	2	-	-	2,197-2,651	-	-
Gen Auditor II	1.9	-	-	1,827-2,197	-	-
Auditor I	0.1	-	-	1,407-1,673	-	-
Office Asst II	1	-	-	1,048-1,367	-	-
Totals	6	-	-	\$155,230	-	-
Totals, Division of Fin & Info Management	114.2	-	-	\$2,737,059	-	-

4440 DEPARTMENT OF MENTAL HEALTH—Continued

1
2
3
4
5
6
7
8
9
10
11
12
13
14
15
16
17
18
19
20
21
22
23
24
25
26
27
28
29
30
31
32
33
34
35
36
37
38
39
40
41
42
43
44
45
46
47
48
49
50
51
52
53
54
55
56
57
58
59
60
61
62
63
64
65
66
67
68
69
70
71
72
73
74
75
76
77
78
79
80
81
82
83
84
85
86
87
88
89
90
91
92
93
94
95
96
97
98

ORGANIZATIONAL UNIT Classification	NUMBER OF POSITIONS			EXPENDITURES		
	Filled 1983-84	Authorized 1984-85	Proposed 1985-86	Actual 1983-84	Estimated 1984-85	Proposed 1985-86
SALARY RANGE						
Deputy Director Clinical Services:						
Staff Psychiatrist	0.7	-	-	4,156-5,429	-	-
C.E.A. I	0.3	-	-	2,778-3,690	-	-
Exec Secty I	0.7	-	-	1,389-1,653	-	-
Ofc Techn	0.3	-	-	1,214-1,551	-	-
Totals	2	-	-	\$76,967	-	-
Forensic Office:						
Consulting Psychologist II	1	-	-	2,651-3,200	-	-
Mental Health Prog Specialist III	1	-	-	2,415-2,913	-	-
Secty	1	-	-	1,236-1,512	-	-
Totals	3	-	-	\$86,304	-	-
Totals, Dep Director Clinical Services	5	-	-	\$163,271	-	-
Division of State Hospital Programs:						
C.E.A. III	1	-	-	3,357-4,464	-	-
Staff Services Mgr II	1	-	-	2,651-3,200	-	-
Prog Administrator II	0.4	-	-	2,591-3,128	-	-
Exec Secty I	1	-	-	1,389-1,653	-	-
Totals	3.4	-	-	\$121,091	-	-
Clinical Support Branch:						
Staff Psychiatrist	1	-	-	4,156-5,429	-	-
Prog Administrator III	1	-	-	2,983-3,602	-	-
Nursing Consultant	1	-	-	2,717-3,279	-	-
Prog Administrator II	2	-	-	2,591-3,128	-	-
Prog Administrator I	1.5	-	-	2,472-2,983	-	-
Ofc Techn	0.9	-	-	1,214-1,551	-	-
Secty	1	-	-	1,236-1,512	-	-
Totals	8.4	-	-	\$299,882	-	-
Administrative Services Branch:						
Staff Services Mgr I	1	-	-	2,415-2,913	-	-
Medical Record Consultant	0.4	-	-	2,282-2,753	-	-
Staff Services Analyst	1	-	-	1,407-2,197	-	-
Ofc Techn	1.4	-	-	1,214-1,551	-	-
Totals	3.8	-	-	\$87,709	-	-
Totals, Division of State Hospital Programs	15.6	-	-	\$508,682	-	-
Division of Community Programs:						
C.E.A. III	0.6	-	-	3,357-4,464	-	-
Exec Secty I	0.9	-	-	1,389-1,653	-	-
Totals	1.5	-	-	\$50,228	-	-
Clinical Program Section:						
Mental Health Administrator I	0.3	-	-	2,913-3,518	-	-
Social Serv Administrator I	1	-	-	2,472-2,983	-	-
Mental Health Program Specialist II	1	-	-	2,197-2,651	-	-
Ofc Techn	1	-	-	1,214-1,551	-	-
Totals	3.3	-	-	\$94,809	-	-
Program Review Section:						
Staff Psychiatrist	1	-	-	4,156-5,429	-	-
Mental Health Administrator I	1	-	-	2,913-3,518	-	-
Specialist IV	1	-	-	2,651-3,200	-	-
Nursing Consultant III	0.9	-	-	2,591-3,128	-	-
Mental Health Prog Specialist II	1	-	-	2,197-2,651	-	-
Mental Health Prog Specialist I	0.5	-	-	1,827-2,197	-	-
Secty	1	-	-	1,236-1,512	-	-
Totals	6.4	-	-	\$233,388	-	-
Special Program Section:						
Mental Health Prog Specialist IV	1	-	-	2,651-3,200	-	-
Mental Health Prog Specialist III	0.4	-	-	2,415-2,913	-	-
Assoc Govtl Prog Analyst	0.9	-	-	2,197-2,651	-	-
Staff Services Analyst	0.1	-	-	1,407-2,197	-	-
Ofc Asst II	0.3	-	-	1,048-1,367	-	-
Totals	2.7	-	-	\$81,332	-	-
Administrative Support Branch:						
Community Prog Administrator II	1	-	-	3,052-3,690	-	-
Sr Steno	1	-	-	1,236-1,512	-	-
Totals	2	-	-	\$59,982	-	-
Fiscal Management Section:						
Staff Adm Analyst	1	-	-	2,415-2,913	-	-
Assoc Adm Analyst	1.5	-	-	2,197-2,651	-	-
Asst Adm Analyst	0.3	-	-	1,827-2,197	-	-
Sr Acct Clk	1	-	-	1,214-1,551	-	-
Ofc Techn	1	-	-	1,214-1,551	-	-
Totals	4.8	-	-	\$116,726	-	-
County Alloc & Plan Mgt Section:						
Mental Health Prog Specialist IV	0.3	-	-	2,651-3,200	-	-
Mental Health Prog Specialist II	3	-	-	2,197-2,651	-	-
Ofc Techn	1	-	-	1,214-1,551	-	-

4440 DEPARTMENT OF MENTAL HEALTH—Continued

1
2
3
4
5
6
7
8
9
10
11
12
13
14
15
16
17
18
19
20
21
22
23
24
25
26
27
28
29
30
31
32
33
34
35
36
37
38
39
40
41
42
43
44
45
46
47
48
49
50
51
52
53
54
55
56
57
58
59
60
61
62
63
64
65
66
67
68
69
70
71
72
73
74
75
76
77
78
79
80
81
82
83
84
85
86
87
88
89
90
91
92
93
94
95
96
97
98

ORGANIZATIONAL UNIT Classification	NUMBER OF POSITIONS			EXPENDITURES		
	Filled 1983-84	Authorized 1984-85	Proposed 1985-86	Actual 1983-84	Estimated 1984-85	Proposed 1985-86
				SALARY RANGE		
Ofc Asst II.....	0.3	-	-	1,048-1,367	-	-
Totals	4.6	-	-	\$117,616	-	-
Ut Rev & Medi-Cal Assist Section:						
Mental Health Prog Specialist IV	0.8	-	-	2,651-3,200	-	-
Nurse Consultant III	2.7	-	-	2,591-3,128	-	-
Nurse Consultant II	1.2	-	-	2,360-2,845	-	-
Trng Consultant	0.5	-	-	2,197-2,651	-	-
Nurse Consultant I	1	-	-	2,150-2,591	-	-
Health Care Services Nurse II.....	3.8	-	-	1,868-2,251	-	-
Secty	1	-	-	1,236-1,512	-	-
Totals	11	-	-	\$326,900	-	-
UMDAP Section:						
Pat Ben & Ins Off IV.....	0.8	-	-	2,717-3,279	-	-
Pat Ben & Ins Off III.....	0.8	-	-	2,472-2,983	-	-
Pat Ben & Ins Off II	2	-	-	2,150-2,591	-	-
Ofc Asst II.....	0.8	-	-	1,048-1,367	-	-
Totals	4.4	-	-	\$126,627	-	-
Totals, Division of Community Programs	40.7	-	-	\$1,207,608	-	-
Service Area I—North						
North State Service Area:						
Mental Health Administrator I	1	-	-	2,913-3,518	-	-
Mental Health Prog Specialist IV	1	-	-	2,651-3,200	-	-
Consulting Psychologist II	2	-	-	2,651-3,200	-	-
Mental Health Prog Specialist III.....	1	-	-	2,415-2,913	-	-
Mental Health Prog Specialist II.....	3.9	-	-	2,197-2,651	-	-
Mental Health Prog Specialist I	1	-	-	1,827-2,197	-	-
Jr Staff Analyst.....	0.9	-	-	1,407-1,827	-	-
Ofc Techn.....	3.2	-	-	1,214-1,551	-	-
Ofc Asst II.....	0.3	-	-	1,048-1,367	-	-
Totals	14.3	-	-	\$406,939	-	-
Mental Health Social Services:						
Supvng Social Worker I.....	4.9	-	-	2,002-2,415	-	-
Social Worker.....	20.1	-	-	1,827-2,197	-	-
Jr Staff Analyst.....	0.1	-	-	1,407-1,827	-	-
Social Work Assoc.....	2.2	-	-	1,407-1,673	-	-
Ofc Services Supvr I	0.8	-	-	1,214-1,551	-	-
Ofc Techn.....	1	-	-	1,214-1,551	-	-
Social Service Asst II	2	-	-	1,156-1,347	-	-
Ofc Asst II.....	5.5	-	-	1,048-1,367	-	-
Totals	36.6	-	-	836,568	-	-
Totals, Service Area I—North	50.9	-	-	\$1,243,507	-	-
Service Area III—Bay						
Bay Service Area:						
Staff Psychiatrist	0.3	-	-	4,156-5,429	-	-
Mental Health Prog Specialist III.....	2	-	-	2,415-2,913	-	-
Mental Health Prog Specialist II.....	0.9	-	-	2,197-2,651	-	-
Unit Supvr.....	0.2	-	-	1,868-2,251	-	-
Ofc Techn.....	0.4	-	-	1,214-1,551	-	-
Totals	3.8	-	-	\$121,393	-	-
Mental Health Social Services:						
Supvng Social Worker I.....	3.8	-	-	2,002-2,415	-	-
Social Worker.....	22.1	-	-	1,827-2,197	-	-
Social Work Assoc.....	2.5	-	-	1,407-1,673	-	-
Ofc Services Supvr I	1	-	-	1,214-1,551	-	-
Social Service Asst II	2	-	-	1,156-1,347	-	-
Ofc Asst II.....	6	-	-	1,048-1,367	-	-
Social Service Asst I	1	-	-	1,038-1,198	-	-
Totals	38.4	-	-	\$869,491	-	-
Totals, Service Area III—Bay.....	42.2	-	-	\$990,884	-	-
Service Area IV—Coast						
Central Coast Service Area:						
Mental Health Administrator I	1	-	-	2,913-3,518	-	-
Mental Health Prog Specialist III.....	1	-	-	2,415-2,913	-	-
Mental Health Prog Specialist II.....	1.8	-	-	2,197-2,651	-	-
Mental Health Prog Specialist I	0.3	-	-	1,827-2,197	-	-
Ofc Services Supvr I	0.1	-	-	1,214-1,551	-	-
Ofc Techn.....	0.9	-	-	1,214-1,551	-	-
Totals	5.1	-	-	\$148,358	-	-
Mental Health Social Services:						
Supvng Social Worker I.....	2	-	-	2,002-2,415	-	-
Social Worker.....	12.5	-	-	1,827-2,197	-	-
Social Work Assoc.....	1	-	-	1,407-1,673	-	-
Ofc Services Supvr I	0.9	-	-	1,214-1,551	-	-
Ofc Techn.....	0.8	-	-	1,214-1,551	-	-
Ofc Asst II.....	2.3	-	-	1,048-1,367	-	-
Social Service Asst I	1	-	-	1,038-1,198	-	-
Totals	20.5	-	-	\$468,399	-	-
Totals, Service Area IV—Coast	25.6	-	-	\$616,757	-	-

4440 DEPARTMENT OF MENTAL HEALTH—Continued

1
2
3
4
5
6
7
8
9
10
11
12
13
14
15
16
17
18
19
20
21
22
23
24
25
26
27
28
29
30
31
32
33
34
35
36
37
38
39
40
41
42
43
44
45
46
47
48
49
50
51
52
53
54
55
56
57
58
59
60
61
62
63
64
65
66
67
68
69
70
71
72
73
74
75
76
77
78
79
80
81
82
83
84
85
86
87
88
89
90
91
92
93
94
95
96
97
98

ORGANIZATIONAL UNIT Classification	NUMBER OF POSITIONS			EXPENDITURES		
	Filled 1983-84	Authorized 1984-85	Proposed 1985-86	Actual 1983-84	Estimated 1984-85	Proposed 1985-86
Service Area V—Southern						
Southern Service Area:						
Mental Health Administrator I	1	-	-	2,913-3,518	-	-
Mental Health Prog Specialist III	1	-	-	2,415-2,913	-	-
Mental Health Prog Specialist II	3	-	-	2,197-2,651	-	-
Sr Steno	1	-	-	1,236-1,512	-	-
Secty	1	-	-	1,236-1,512	-	-
Totals	7	-	-	\$191,698	-	-
Mental Health Social Services:						
Supvng Social Worker I	2	-	-	2,002-2,415	-	-
Social Worker	11.2	-	-	1,827-2,197	-	-
Ofc Techn	0.9	-	-	1,214-1,551	-	-
Sr Steno	1	-	-	1,236-1,512	-	-
Ofc Asst	1.8	-	-	1,048-1,367	-	-
Social Service Asst II	1	-	-	1,156-1,347	-	-
Totals	17.9	-	-	\$409,565	-	-
Totals, Service Area V—Southern	24.9	-	-	\$601,263	-	-
Service Area VI—Los Angeles						
Los Angeles Service Area:						
Mental Health Administrator I	1	-	-	2,913-3,518	-	-
Social Service Administrator II	0.7	-	-	2,717-3,279	-	-
Consulting Psychologist II	1	-	-	2,651-3,200	-	-
Social Service Administrator I	3	-	-	2,472-2,983	-	-
Mental Health Prog Specialist III	1	-	-	2,415-2,913	-	-
Mental Health Prog Specialist II	2	-	-	2,197-2,651	-	-
Supvng Social Workers II	1	-	-	2,197-2,651	-	-
Mental Health Prog Specialist I	0.8	-	-	1,827-2,197	-	-
Sr Steno	1	-	-	1,236-1,512	-	-
Ofc Asst II	1	-	-	1,048-1,367	-	-
Steno	1	-	-	1,029-1,339	-	-
Totals	13.5	-	-	\$392,787	-	-
Mental Health Social Services:						
Supvng Social Worker I	16.1	-	-	2,002-2,415	-	-
Social Worker	93.3	-	-	1,827-2,197	-	-
Recr Therapist	1	-	-	1,523-1,827	-	-
Ofc Services Supvr II	0.6	-	-	1,358-1,768	-	-
Social Work Assoc	3	-	-	1,407-1,673	-	-
Ofc Services Supvr I	4.2	-	-	1,214-1,551	-	-
Ofc Techn	1	-	-	1,214-1,551	-	-
Sr Steno	0.9	-	-	1,236-1,512	-	-
Ofc Asst II	26	-	-	1,048-1,367	-	-
Social Service Asst II	5	-	-	1,156-1,347	-	-
Steno	2	-	-	1,029-1,339	-	-
Totals	153.1	-	-	\$3,500,350	-	-
Totals, Service Area VI—Los Angeles	166.6	-	-	\$3,893,137	-	-
Division of Human Res & Ext Rel						
C.E.A. III	0.2	-	-	3,357-4,464	-	-
C.E.A. II	0.1	-	-	3,052-4,057	-	-
Ofc Techn	0.1	-	-	1,214-1,551	-	-
Secty	0.9	-	-	1,236-1,512	-	-
Totals	1.3	-	-	\$30,699	-	-
Labor Relations Branch:						
Prog Director—Mental Programs	0.2	-	-	2,651-3,200	-	-
Labor Relations Specialist II	1	-	-	2,651-3,200	-	-
Labor Relations Specialist I	1.8	-	-	2,415-2,913	-	-
Labor Relations Analyst	0.8	-	-	2,197-2,651	-	-
Staff Services Analyst	1	-	-	1,407-2,197	-	-
Ofc Techn	1.5	-	-	1,214-1,551	-	-
Sr Word Processing Techn	0.1	-	-	1,260-1,486	-	-
Totals	6.4	-	-	\$180,161	-	-
Employment Branch:						
Staff Services Mgr II	1	-	-	2,651-3,200	-	-
Total	1	-	-	\$37,314	-	-
Personnel Section:						
Staff Services Mgr I	1.9	-	-	2,415-2,913	-	-
Assoc Personnel Analyst	0.1	-	-	2,197-2,651	-	-
Assoc Govtl Prog Analyst	0.4	-	-	2,197-2,651	-	-
Staff Services Analyst	1	-	-	1,407-2,197	-	-
Personnel Asst II	1	-	-	1,481-1,768	-	-
Personnel Asst I	3.6	-	-	1,126-1,551	-	-
Ofc Techn	1.5	-	-	1,214-1,551	-	-
Ofc Asst II	0.4	-	-	1,048-1,367	-	-
Word Processing Techn	0.1	-	-	1,048-1,309	-	-
Totals	10	-	-	\$214,696	-	-
Recruitment Section:						
Staff Services Analyst	1	-	-	1,407-2,197	-	-
Totals	1	-	-	\$18,075	-	-

4440 DEPARTMENT OF MENTAL HEALTH—Continued

1
2
3
4
5
6
7
8
9
10
11
12
13
14
15
16
17
18
19
20
21
22
23
24
25
26
27
28
29
30
31
32
33
34
35
36
37
38
39
40
41
42
43
44
45
46
47
48
49
50
51
52
53
54
55
56
57
58
59
60
61
62
63
64
65
66
67
68
69
70
71
72
73
74
75
76
77
78
79
80
81
82
83
84
85
86
87
88
89
90
91
92
93
94
95
96
97
98

ORGANIZATIONAL UNIT Classification	NUMBER OF POSITIONS			EXPENDITURES		
	Filled 1983-84	Authorized 1984-85	Proposed 1985-86	Actual 1983-84	Estimated 1984-85	Proposed 1985-86
				SALARY RANGE		
Health & Safety Section:						
Staff Services Mgr I	1	-	-	2,415-2,913	-	-
Assoc Personnel Analyst	0.9	-	-	2,197-2,651	-	-
Assoc Govtl Prog Analyst	0.6	-	-	2,197-2,651	-	-
Staff Services Analyst	1.1	-	-	1,407-2,197	-	-
Totals	3.6	-	-	\$95,799	-	-
Manpower Development Branch:						
Mental Health Specialist II	1	-	-	2,913-3,518	-	-
Mental Health Specialist I	0.5	-	-	2,415-2,913	-	-
Mental Health Prog Specialist III	1	-	-	2,415-2,913	-	-
Mgt Services Techn	0.3	-	-	1,177-1,565	-	-
Ofc Techn	0.7	-	-	1,214-1,551	-	-
Statistical Clk	0.7	-	-	1,214-1,425	-	-
Ofc Asst II	1	-	-	1,048-1,367	-	-
Totals	5.2	-	-	\$138,774	-	-
Prof Educ & Employee Dev Branch:						
Staff Services Mgr II	1	-	-	2,651-3,200	-	-
Secty	0.5	-	-	1,236-1,512	-	-
Ofc Asst II	0.5	-	-	1,048-1,367	-	-
Word Processing Techn	0.5	-	-	1,048-1,309	-	-
Totals	2.5	-	-	\$60,978	-	-
Staff Development Section:						
Staff Services Mgr I	1	-	-	2,415-2,913	-	-
Trng Off I	1	-	-	2,197-2,651	-	-
Totals	2	-	-	\$63,781	-	-
Legislative Liaison Office:						
Staff Services Mgr I	1	-	-	2,415-2,913	-	-
Staff Services Analyst	0.7	-	-	1,407-2,197	-	-
Ofc Techn	1	-	-	1,214-1,551	-	-
Totals	2.7	-	-	\$64,082	-	-
Advisory Liaison:						
Mental Health Prog Specialist IV	1	-	-	2,651-3,200	-	-
Research Analyst 1	0.9	-	-	1,407-2,197	-	-
Secty	0.1	-	-	1,236-1,512	-	-
Steno	0.8	-	-	1,029-1,339	-	-
Mgt Services Asst	0.1	-	-	1,038-1,198	-	-
Totals	2.9	-	-	\$67,178	-	-
Civil Rights—Equal Employment Opportunity:						
Staff Services Mgr II	0.8	-	-	2,651-3,200	-	-
Staff Services Mgr I	0.3	-	-	2,415-2,913	-	-
Ofc Techn	0.5	-	-	1,214-1,551	-	-
Ofc Asst II	0.3	-	-	1,048-1,367	-	-
Totals	1.9	-	-	\$46,932	-	-
Affirmative Action—EEO Section:						
Assoc Govtl Prog Analyst	0.9	-	-	2,197-2,651	-	-
Staff Services Analyst	0.1	-	-	1,407-2,197	-	-
Totals	1	-	-	\$24,091	-	-
Civil Rights Section:						
Assoc Govtl Prog Analyst	0.5	-	-	2,197-2,651	-	-
Staff Services Analyst	0.1	-	-	1,407-2,197	-	-
Totals	0.6	-	-	\$15,358	-	-
Totals, Division of Human Res & Ext Rel	42.1	-	-	\$1,057,918	-	-
ADAMH, Block Grant						
ADAMH Block Grant Audits—DFIM:						
Auditor I	1	-	-	1,407-1,673	-	-
Totals	1	-	-	\$18,612	-	-
ADAMH Block Grant Eval & Res—DPEP:						
Research Prog Specialist I	1	-	-	2,415-2,913	-	-
Research Analyst II	0.6	-	-	2,197-2,651	-	-
Staff Services Analyst	1	-	-	1,407-2,197	-	-
Ofc Techn	0.3	-	-	1,214-1,551	-	-
Totals	2.9	-	-	\$81,864	-	-
ADAMH Block Grant—Prog Rev—DCP:						
Mental Health Prog Specialist II	0.8	-	-	2,197-2,651	-	-
Ofc Techn	0.4	-	-	1,214-1,551	-	-
Totals	1.2	-	-	\$30,334	-	-
ADAMH Block Grant—Statewide MH Plan— DPEP:						
Mental Health Prog Specialist II	1	-	-	2,197-2,651	-	-
Totals	1	-	-	\$29,058	-	-
ADAMH Block Grant Co Alloc—DCP:						
Assoc Adm Analyst	1	-	-	2,197-2,651	-	-
Totals	1	-	-	\$30,912	-	-
Totals, ADAMH Block Grant	7.1	-	-	\$190,780	-	-

4440 DEPARTMENT OF MENTAL HEALTH—Continued

1 2 3 4 5 6 7 8 9	ORGANIZATIONAL UNIT Classification	NUMBER OF POSITIONS			EXPENDITURES		
		Filled 1983-84	Authorized 1984-85	Proposed 1985-86	Actual 1983-84	Estimated 1984-85	Proposed 1985-86
10	Division of Plan Eval & Promotion:				SALARY RANGE		
11	Staff Psychiatrist	1	-	-	4,156-5,429	-	-
12	C.E.A. III	0.8	-	-	3,357-4,464	-	-
13	Exec Secty I	0.1	-	-	1,389-1,653	-	-
14	Totals	1.9	-	-	\$107,723	-	-
15	Policy Development Branch:						
16	C.E.A. I	0.8	-	-	2,778-3,690	-	-
17	Prog Administrator III.....	0.2	-	-	2,983-3,602	-	-
18	Ofc Techn	0.8	-	-	1,214-1,551	-	-
19	Totals	1.8	-	-	\$55,295	-	-
20	Office of Aging:						
21	Mental Health Prog Specialist IV.....	0.5	-	-	2,651-3,200	-	-
22	Totals	0.5	-	-	\$17,908	-	-
23	Children & Youth Office:						
24	Chief.....	1	-	-	3,200-3,869	-	-
25	Mental Health Prog Specialist IV.....	0.5	-	-	2,651-3,200	-	-
26	Reeducation Prog Specialist II	1	-	-	2,651-3,200	-	-
27	Reeducation Prog Specialist I	0.1	-	-	2,197-2,651	-	-
28	Ofc Techn	0.8	-	-	1,214-1,551	-	-
29	Totals	3.4	-	-	\$116,395	-	-
30	Long-Term Care Office:						
31	Prog Administrator III.....	1	-	-	2,983-3,602	-	-
32	Ofc Techn	0.9	-	-	1,214-1,551	-	-
33	Totals	1.9	-	-	\$56,174	-	-
34	Mental Health Promotion Branch:						
35	Staff Psychiatrist	1	-	-	4,156-5,429	-	-
36	Chief.....	1	-	-	3,200-3,869	-	-
37	Consulting Psychologist II	1	-	-	2,651-3,200	-	-
38	Mental Health Prog Specialist II.....	0.3	-	-	2,197-2,651	-	-
39	Staff Services Analyst	1	-	-	1,407-2,197	-	-
40	Ofc Tech	1	-	-	1,214-1,551	-	-
41	Totals	5.3	-	-	\$194,064	-	-
42	Planning Development Branch:						
43	Mental Health Administrator I	1	-	-	2,913-3,518	-	-
44	Ofc Techn	1	-	-	1,214-1,551	-	-
45	Totals	2	-	-	\$57,636	-	-
46	Statewide Mental Health Plan Section:						
47	Mental Health Prog Specialist IV.....	1	-	-	2,651-3,200	-	-
48	Mental Health Prog Specialist II.....	3	-	-	2,197-2,651	-	-
49	Totals	4	-	-	\$125,494	-	-
50	Facility Standards Development Section:						
51	Mental Health Prog Specialist IV.....	1	-	-	2,651-3,200	-	-
52	Mental Health Prog Specialist III.....	1	-	-	2,415-2,913	-	-
53	Mental Health Prog Specialist II.....	1.9	-	-	2,197-2,651	-	-
54	Ofc Techn	1.3	-	-	1,214-1,551	-	-
55	Totals	5.2	-	-	\$152,337	-	-
56	Projects Management Section:						
57	Mental Health Prog Specialist II.....	2.5	-	-	2,197-2,651	-	-
58	Ofc Techn	0.4	-	-	1,214-1,551	-	-
59	Totals	2.9	-	-	\$87,005	-	-
60	Research & Evaluation Branch:						
61	Research Mgr III.....	1	-	-	2,913-3,518	-	-
62	Ofc Techn	1	-	-	1,214-1,551	-	-
63	Totals	2	-	-	\$57,484	-	-
64	Research Section:						
65	Research Prog Specialist II.....	1	-	-	2,651-3,200	-	-
66	Ofc Techn	0.5	-	-	1,214-1,551	-	-
67	Ofc Asst II.....	0.4	-	-	1,048-1,367	-	-
68	Totals	1.9	-	-	\$51,621	-	-
69	Grants Section:						
70	Mental Health Prog Specialist II.....	1.5	-	-	2,197-2,651	-	-
71	Totals	1.5	-	-	\$44,132	-	-
72	Community Support System Project:						
73	Nursing Consultant III.....	0.3	-	-	2,591-3,128	-	-
74	Ofc of Prog Review Consultant	0.6	-	-	2,529-3,052	-	-
75	Mental Health Prog Specialist II.....	2.6	-	-	2,197-2,651	-	-
76	Ofc Techn	1	-	-	1,214-1,551	-	-
77	Totals	4.5	-	-	\$130,806	-	-
78	Evaluation Section:						
79	Research Mgr II	1	-	-	2,651-3,200	-	-
80	Research Prog Specialist I	1	-	-	2,415-2,913	-	-
81	Mental Health Prog Specialist II.....	1	-	-	2,197-2,651	-	-
82	Research Analyst II.....	0.8	-	-	2,197-2,651	-	-
83	Totals	3.8	-	-	\$122,676	-	-
84	Program Standards Development Section:						
85	Staff Psychiatrist	0.5	-	-	4,156-5,429	-	-
86	Pharmaceutical Consultant II	1	-	-	2,651-3,200	-	-
87	Mental Health Prog Specialist II.....	1.5	-	-	2,197-2,651	-	-
88	Health Care Services Nurse II.....	0.3	-	-	1,868-2,251	-	-
89	Ofc Asst II.....	1	-	-	1,048-1,367	-	-
90	Totals	4.3	-	-	\$124,528	-	-
91	Totals, Division of Plan Evaluation and Promotion.....	46.9	-	-	\$1,501,278	-	-

4440 DEPARTMENT OF MENTAL HEALTH—Continued

ORGANIZATIONAL UNIT	NUMBER OF POSITIONS			EXPENDITURES			
	Classification	Filled 1983-84	Authorized 1984-85	Proposed 1985-86	Actual 1983-84	Estimated 1984-85	Proposed 1985-86
Directors Office							
Office Of The Director:							
				SALARY RANGE			
Director	-	1	1	62,624	62,624	62,624	
Staff Psychiatrist	-	1	1	4,156-5,429	63,336	63,336	
C.E.A. IV	-	1	1	3,618-4,680	56,160	56,160	
Chief, Intergovtl Relations	-	1	1	3,069-3,216	36,975	38,748	
Mental Health Prog Specialist IV	-	1	1	2,651-3,200	38,400	38,400	
Public Info Off	-	1	1	3,200	38,400	38,400	
Staff Services Mgr I	-	2	2	2,415-2,913	69,912	69,912	
Medical Record Consultant	-	1	1	2,282-2,753	27,384	28,716	
Exec Secty II	-	1	1	1,512-1,809	21,708	21,708	
Exec Secty I	-	1	1	1,389-1,653	16,668	17,400	
Office Techn-Typing	-	3	3	1,214-1,551	48,768	49,320	
Secty	-	1	1	1,236-1,512	18,144	18,144	
Totals	-	15	15	-	\$498,479	\$502,868	
Office Of Planning And Policy Development:							
C.E.A. III	-	1	1	3,357-4,464	40,284	42,216	
Mental Health Administrator I	-	1	1	2,913-3,518	42,216	42,216	
Mental Health Prog Specialist IV	-	1	1	2,651-3,200	38,400	38,400	
Consulting Psychologist II	-	1	1	2,651-3,200	38,400	38,400	
Mental Health Prog Specialist II	-	3	3	2,197-2,651	91,496	93,402	
Office Techn-Typing	-	3	3	1,214-1,551	48,768	49,320	
Totals	-	10	10	-	\$299,564	\$303,954	
Office Of Legal Services:							
Chief Counsel I	-	1	1	3,888-4,704	56,049	56,448	
Staff Counsel II	-	2	2	3,128-3,780	80,950	84,828	
Staff Counsel I	-	1	1	2,845-3,440	37,101	38,895	
Supvng Special Investigator I	-	1	1	2,319-2,799	33,458	33,588	
Gen Auditor III	-	1	1	2,197-2,651	31,812	31,812	
Legal Counsel	-	1	1	2,051-2,591	24,612	25,800	
Sr Legal Typist	-	1	1	1,331-1,729	17,771	18,547	
Office Techn-Typing	-	1	1	1,214-1,551	17,100	17,100	
Totals	-	9	9	-	\$298,853	\$307,018	
Office Of Human Rights:							
C.E.A. I	-	1	1	2,778-3,690	44,280	44,280	
Mental Health Prog Specialist IV	-	1	1	2,651-3,200	38,184	38,400	
Staff Services Mgr II-Supvy	-	1	1	2,651-3,200	31,812	33,336	
Staff Services Mgr I	-	1	1	2,415-2,913	34,956	34,956	
Assoc Govtl Prog Analyst	-	1	1	2,197-2,651	27,424	28,756	
Mental Health Prog Specialist II	-	1	1	2,197-2,651	31,812	31,812	
Sr Word Processing Techn	-	1	1	1,260-1,486	16,420	16,420	
Office Asst II-Typing	-	2	2	1,048-1,367	27,258	27,942	
Totals	-	9	9	-	\$252,146	\$255,902	
Citizens Advisory Council:							
Exec Off	-	1	1	3,372-3,534	40,464	42,408	
Exec Secty I	-	1	1	1,389-1,653	18,015	18,825	
Totals	-	2	2	-	\$58,479	\$61,233	
Totals, Directors Office	-	45	45	-	\$1,407,521	\$1,430,975	
Division Of Community Programs							
Division Office:							
C.E.A. III	-	1	1	3,357-4,464	53,568	53,568	
Mental Health Prog Specialist III	-	1	1	2,415-2,913	34,956	34,956	
Mental Health Prog Specialist II	-	1	1	2,197-2,651	33,768	33,768	
Exec Secty I	-	1	1	1,389-1,653	19,836	19,836	
Totals	-	4	4	-	\$142,128	\$142,128	
County Operations--North:							
Mental Health Prog Specialist IV	-	1	1	2,651-3,200	38,400	38,400	
Mental Health Prog Specialist III	-	4	2	2,415-2,913	139,014	69,912	
Mental Health Prog Specialist II	-	4	3	2,197-2,651	121,800	91,260	
Registered Nurse III	-	1	1	1,868-2,472	22,416	23,508	
Mental Health Prog Specialist I	-	1	1	1,827-2,197	26,364	26,364	
Jr Staff Analyst-Gen	-	1	1	1,407-1,827	16,884	17,604	
Office Techn-Typing	-	3	3	1,214-1,551	48,768	49,320	
Office Asst II-Typing	-	1	1	1,048-1,367	12,954	13,374	
Office Asst I-Typing	-	1	1	976-1,126	12,156	12,546	
Totals	-	17	14	-	\$438,756	\$342,288	
County Operations--South:							
Mental Health Administrator I	-	2	2	2,913-3,518	84,432	84,432	
Consulting Psychologist II	-	1	-	2,651-3,200	38,760	-	
Social Service Administrator I	-	4	4	2,472-2,983	134,997	137,850	
Mental Health Prog Specialist III	-	2	2	2,415-2,913	68,292	69,912	
Supvng Psychiatric Social Worker II ..	-	1	1	2,197-2,651	31,812	31,812	

4440 DEPARTMENT OF MENTAL HEALTH—Continued

ORGANIZATIONAL UNIT	NUMBER OF POSITIONS			EXPENDITURES			
	Classification	Filled 1983-84	Authorized 1984-85	Proposed 1985-86	Actual 1983-84	Estimated 1984-85	Proposed 1985-86
				SALARY RANGE			
Mental Health Prog Specialist II	-	3	3	2,197-2,651	92,156	93,516	
Mental Health Prog Specialist I	-	1	1	1,827-2,197	21,924	22,944	
Sr Steno	-	2	2	1,236-1,512	34,896	34,896	
Office Asst II-Typing	-	1	1	1,048-1,367	14,568	14,568	
Steno	-	1	1	1,029-1,339	15,396	15,396	
Totals	-	18	17	-	\$537,233	\$505,326	
Quality Assurance Branch:							
Staff Psychiatrist	-	2	2	4,156-5,429	63,336	63,336	
Prog Administrator III	-	1	1	2,983-3,602	43,224	43,224	
Patient Benefit & Ins Off IV	-	1	1	2,717-3,279	39,348	39,348	
Pharmaceutical Consultant II	-	1	1	2,651-3,200	36,772	38,400	
Consulting Psychologist II	-	1	1	2,651-3,200	38,400	38,400	
Mental Health Prog Specialist IV	-	1	1	2,651-3,200	38,400	38,400	
Nursing Consultant III	-	4	4	2,591-3,128	137,256	140,280	
Patient Benefit & Ins Off III	-	1	1	2,472-2,983	35,796	35,796	
Mental Health Nurse II	-	1	1	2,360-2,845	34,140	34,140	
Mental Health Prog Specialist II	-	2	2	2,197-2,651	58,176	59,448	
Mental Health Nurse I	-	4	4	2,150-2,591	109,868	115,124	
Patient Benefit & Ins Off II	-	2	2	2,150-2,591	62,184	62,184	
Secty	-	1	1	1,236-1,512	17,448	17,448	
Office Asst II-Typing	-	1	1	1,048-1,367	14,982	15,120	
Office Asst I-Typing	-	1	1	976-1,126	12,156	12,546	
Totals	-	24	24	-	\$741,486	\$753,194	
Promotion Branch:							
Staff Psychiatrist	-	1	1	4,156-5,429	63,336	63,336	
Chief	-	1	1	3,200-3,869	46,428	46,428	
Consulting Psychologist II	-	1	1	2,651-3,200	38,400	38,400	
Staff Services Analyst-Gen	-	1	1	1,407-2,197	26,364	26,364	
Office Techn-Typing	-	1	1	1,214-1,551	17,100	17,100	
Totals	-	5	5	-	\$191,628	\$191,628	
Program Development Branch:							
Chief	-	1	1	3,200-3,869	46,428	46,428	
C.E.A. I	-	1	1	2,778-3,690	33,336	34,956	
Prog Administrator III	-	1	1	2,983-3,602	43,224	43,224	
Mental Health Administrator I	-	1	1	2,913-3,518	42,216	42,216	
Mental Health Prog Specialist IV	-	3	3	2,651-3,200	108,612	110,136	
Research Analyst II-Soc-Behavioral	-	1	1	2,197-2,651	26,364	27,636	
Mental Health Prog Specialist II	-	3	3	2,197-2,651	84,540	87,084	
Office Techn-Typing	-	2	2	1,214-1,551	31,668	32,220	
Secty	-	1	1	1,236-1,512	17,448	17,448	
Office Asst II-Typing	-	1	1	1,048-1,367	15,120	15,120	
Totals	-	15	15	-	\$448,956	\$456,468	
Mental Health Social Services:							
Supvng Psychiatric Social Worker 1	-	30	30	2,002-2,415	859,488	861,792	
Psychiatric Social Worker	-	170	170	1,827-2,197	4,407,792	4,433,095	
Recr Therapist	-	1	1	1,523-1,827	21,924	21,924	
Jr Staff Analyst-Gen	-	1	1	1,407-1,827	21,924	21,924	
Office Services Supvr II-Gen	-	1	1	1,358-1,768	19,332	19,332	
Social Work Assoc	-	9	9	1,407-1,673	179,243	180,003	
Office Techn-Typing	-	3	3	1,214-1,551	49,850	50,662	
Office Techn-Gen	-	1	1	1,214-1,551	16,868	17,100	
Office Services Supvr I-Typing	-	5	5	1,214-1,551	85,500	85,500	
Sr Steno	-	3	3	1,236-1,512	49,728	50,292	
Office Asst II-Typing	-	42.5	42.5	1,048-1,367	614,214	616,912	
Social Service Asst II	-	10	10	1,156-1,347	162,720	162,720	
Steno	-	2	2	1,029-1,339	30,792	30,792	
Social Service Asst I	-	2	2	1,038-1,198	28,606	29,073	
Office Asst I-Typing	-	9.3	9.3	976-1,126	113,051	116,678	
Totals	-	289.8	289.8	\$6,149,347	\$6,661,032	\$6,697,799	
Mentally Ill Parolees:							
Psychiatric Social Worker	-	3	3	1,827-2,197	70,212	72,252	
Office Asst I-Typing	-	1	1	976-1,126	12,156	12,546	
Totals	-	4	4	-	\$82,368	\$84,798	
Totals, Division Of Community Programs	-	376.8	372.8	-	\$9,243,587	\$9,173,629	
Division Of State Hospitals							
Division Office:							
Staff Psychiatrist	-	1	1	4,156-5,429	63,336	63,336	
C.E.A. III	-	1	1	3,357-4,464	53,568	53,568	
Exec Secty I	-	1	1	1,389-1,653	19,836	19,836	
Totals	-	3	3	-	\$136,740	\$136,740	
Clinical Program Services Branch:							
Prog Administrator III	-	1	1	2,983-3,602	43,224	43,224	
Nursing Consultant	-	1	1	2,717-3,279	39,348	39,348	
Prog Administrator II	-	1	1	2,591-3,128	37,536	37,536	
Prog Administrator I	-	0.6	0.6	2,472-2,983	21,478	21,478	
Office Techn-Typing	-	1	1	1,214-1,551	15,120	15,708	
Secty	-	1	1	1,236-1,512	17,448	17,448	
Totals	-	5.6	5.6	-	\$174,154	\$174,742	

4440 DEPARTMENT OF MENTAL HEALTH—Continued

1
2
3
4
5
6
7
8
9
10
11
12
13
14
15
16
17
18
19
20
21
22
23
24
25
26
27
28
29
30
31
32
33
34
35
36
37
38
39
40
41
42
43
44
45
46
47
48
49
50
51
52
53
54
55
56
57
58
59
60
61
62
63
64
65
66
67
68
69
70
71
72
73
74
75
76
77
78
79
80
81
82
83
84
85
86
87
88
89
90
91
92
93
94
95
96
97
98

ORGANIZATIONAL UNIT Classification	NUMBER OF POSITIONS			EXPENDITURES		
	Filled 1983-84	Authorized 1984-85	Proposed 1985-86	Actual 1983-84	Estimated 1984-85	Proposed 1985-86
SALARY RANGE						
Plan., Research, And Program Devel.:						
Staff Psychiatrist	-	1	1	4,156-5,429	65,148	65,148
Research Mgr III-Soc-Behavior	-	1	1	2,913-3,518	42,216	42,216
Research Prog Spec II-Soc-Behavior ..	-	2	2	2,651-3,200	70,212	71,736
Research Mgr II-Soc-Behavior	-	2	2	2,651-3,200	69,916	71,736
Research Prog Spec I-Mental Health ..	-	1	1	2,415-2,913	34,956	34,956
Research Prog Spec I-Soc-Behavior	-	1	1	2,415-2,913	28,980	30,348
Mental Health Prog Specialist II	-	2	2	2,197-2,651	61,818	63,258
Office Techn-Typing	-	2	2	1,214-1,551	31,668	32,220
Totals	-	12	12	-	\$404,914	\$411,618
Forensic Services Branch:						
Mental Health Prog Specialist III	-	1	1	2,415-2,913	34,551	34,956
Supvng Psychiatric Social Worker I	-	1	1	2,002-2,415	24,024	25,176
Secy	-	1	1	1,236-1,512	17,448	17,448
Totals	-	3	3	-	\$76,023	\$77,580
Hospital Support Services Branch:						
Staff Services Mgr II	-	1	1	2,651-3,200	38,400	38,400
Prog Administrator II	-	1	1	2,591-3,128	37,536	37,536
Prog Administrator I	-	1	1	2,472-2,983	35,796	35,796
Staff Services Mgr I	-	1	1	2,415-2,913	34,956	34,956
Staff Services Analyst-Gen	-	1	1	1,407-2,197	21,806	21,924
Office Techn-Typing	-	2	2	1,214-1,551	31,668	32,220
Totals	-	7	7	-	\$200,162	\$200,832
Totals, Division Of State Hospitals	-	30.6	30.6	-	\$991,993	\$1,001,512
Division Of Administration						
Division Office:						
G.E.A. III	-	1	1	3,357-4,464	53,568	53,568
Exec Secy I	-	1	1	1,389-1,653	19,836	19,836
Totals	-	2	2	-	\$73,404	\$73,404
Support Services Branch:						
Staff Services Mgr III	-	1	1	2,913-3,518	42,216	42,216
Staff Services Mgr II-Supvy	-	2	2	2,651-3,200	76,800	76,800
Supvng Govtl Auditor I	-	3	3	2,415-2,913	104,868	104,868
Staff Services Mgr I	-	2	2	2,415-2,913	63,936	65,304
Staff Adm Analyst	-	1	1	2,415-2,913	34,956	34,956
Mental Health Prog Specialist II	-	1	1	2,197-2,651	31,812	31,812
Assoc Adm Analyst	-	1	1	2,197-2,651	31,812	31,812
Bus Service Off III	-	1	1	2,197-2,651	31,812	31,812
Gen Auditor III	-	7	7	2,197-2,651	214,404	217,044
Govtl Auditor III	-	1	1	2,197-2,651	31,812	31,812
Records Mgt Analyst II	-	1	1	2,197-2,651	31,812	31,812
Assoc Mgt Analyst	-	2	2	2,197-2,651	61,216	63,136
Gen Auditor II	-	6	6	1,827-2,197	151,919	155,358
Bus Service Off I	-	3	3	1,827-2,197	71,952	74,100
Staff Services Analyst-Gen	-	2	2	1,407-2,197	46,258	48,444
Property Clk II	-	1	1	1,591-2,098	20,917	21,900
Office Services Supvr II-Gen	-	1	1	1,358-1,768	19,332	19,332
Office Techn-Typing	-	7	7	1,214-1,551	116,472	117,720
Office Techn-Gen	-	1	1	1,214-1,551	14,982	15,561
Sr Acct Clk	-	1	-	1,214-1,551	17,100	-
Secy	-	1.5	1.5	1,236-1,512	25,940	26,172
Office Asst II-Typing	-	1	-	1,048-1,367	14,568	-
Word Processing Techn	-	3.5	3.5	1,048-1,309	49,890	50,766
Office Asst I-Gen	-	1	1	944-1,087	11,790	12,156
Totals	-	52	50	-	\$1,318,576	\$1,304,893
Personnel Administration Branch:						
Staff Services Mgr II-Supvy	-	2	2	2,651-3,200	76,800	76,800
Labor Relations Specialist II	-	1	1	2,651-3,200	38,400	38,400
Staff Services Mgr I	-	3	3	2,415-2,913	104,598	104,868
Labor Relations Specialist I	-	2	2	2,415-2,913	69,912	34,956
Trng Off I	-	1	1	2,197-2,651	31,812	31,812
Assoc Personnel Analyst	-	1	1	2,197-2,651	27,530	28,868
Assoc Govtl Prog Analyst	-	1	-	2,197-2,651	29,550	-
Labor Relations Analyst	-	1	1	2,197-2,651	26,364	27,636
Staff Services Analyst-Gen	-	4	4	1,407-2,197	92,344	95,444
Jr Staff Analyst-Gen	-	1	1	1,407-1,827	16,884	17,604
Personnel Asst II	-	1	1	1,431-1,768	21,216	21,216
Office Techn-Typing	-	4	3	1,214-1,551	63,610	49,859
Personnel Asst I	-	4	4	1,126-1,551	71,544	71,544
Office Asst II-Typing	-	1.5	1.5	1,048-1,367	19,746	20,394
Totals	-	27.5	24.5	-	\$690,310	\$619,401
Financial Management Branch:						
Community Prog Administrator II	-	1	1	3,052-3,690	44,280	44,280
Supvng Govtl Auditor II	-	1	1	2,651-3,200	38,400	38,400
Staff Services Mgr I	-	1	1	2,415-2,913	28,980	30,348
Acctg Administrator I	-	1	1	2,415-2,913	34,956	34,956
Mental Health Prog Specialist II	-	3	3	2,197-2,651	92,156	93,516

4440 DEPARTMENT OF MENTAL HEALTH—Continued

ORCANIZATIONAL UNIT	NUMBER OF POSITIONS			EXPENDITURES		
	Classification	Filled 1983-84	Authorized 1984-85	Proposed 1985-86	Actual 1983-84	Estimated 1984-85
SALARY RANGE						
Assoc Covtl Prog Analyst	-	1	-	2,197-2,651	28,868	-
Assoc Adm Analyst	-	1	1	2,197-2,651	26,364	27,636
Assoc Budget Analyst	-	3	3	2,197-2,651	90,418	93,858
Staff Services Analyst-Cen	-	1	1	1,407-2,197	16,884	17,604
Acctg Off-Supvr	-	3	3	1,827-2,197	75,861	77,904
Accountant I - Supvr	-	2	2	1,401-1,827	34,844	36,364
Accountant I - Specialist	-	1	1	1,401-1,827	19,200	19,806
Sr Acct Clk	-	1	1	1,214-1,551	17,100	17,100
Office Techn-Typing	-	3	3	1,214-1,551	51,184	51,300
Acctg Techn	-	8	8	1,214-1,551	129,068	132,028
Sr Steno	-	1	1	1,236-1,512	17,448	17,448
Acct Clk II	-	8	8	1,087-1,367	120,232	120,776
Office Asst I-Cen	-	1.5	1.5	944-1,087	17,685	18,234
Totals	-	41.5	40.5	-	\$883,928	\$871,558
Information Systems Branch:						
Staff Services Mgr III	-	1	1	2,913-3,518	42,216	42,216
DP Mgr II	-	1	1	2,651-3,200	38,400	38,400
Research Mgr II-Soc-Behavioral	-	1	1	2,651-3,200	38,400	38,400
DP Mgr I	-	1	1	2,415-2,913	34,956	34,956
Systems Software Specialist I	-	1	1	2,415-2,913	34,956	34,956
Research Mgr I-Soc-Behavioral	-	1	1	2,415-2,913	34,956	34,956
Research Prog Spec I-Soc-Behavioral ..	-	1	1	2,415-2,913	34,956	34,956
Assoc DP Analyst	-	2	2	2,197-2,651	63,502	63,624
Assoc Programmer Analyst	-	7	7	2,197-2,651	208,248	212,172
Research Analyst II-Soc-Behavioral	-	5	5	2,197-2,651	159,060	159,060
Programmer II	-	3	2	1,827-2,197	74,257	52,728
Staff Services Analyst-Cen	-	3	3	1,407-2,197	65,194	68,198
Research Analyst I-Soc-Behavioral	-	3	3	1,407-2,197	73,571	75,798
Programmer I	-	2	0.5	1,407-1,827	36,573	10,305
Office Services Supvr II-Cen	-	1	1	1,358-1,768	19,332	19,332
Mgt Services Techn	-	1	1	1,177-1,565	17,000	17,732
Office Techn-Typing	-	1	1	1,214-1,551	17,100	17,100
DP Techn	-	1	1	1,198-1,523	17,100	17,832
Statistical Clk	-	2.5	2	1,214-1,425	38,952	32,220
Ofc Asst II-Typing	-	1	1	1,048-1,367	15,120	15,120
Acct Clk II	-	2	2	1,087-1,367	30,240	30,240
Word Processing Techn	-	1	1	1,048-1,309	15,708	15,708
Ofc Asst I-Cen	-	1	1	944-1,087	11,790	12,156
Totals	-	43.5	40.5	-	\$1,121,182	\$1,078,165
Totals, Division Of Administration						
	-	166.5	157.5	-	\$4,087,400	\$3,947,421
TOTALS, AUTHORIZED POSITIONS (HEAD-QUARTERS)						
	601.5	619.7	606.7	\$15,367,240	\$15,866,501	\$15,689,537
Regular Ongoing Positions	600.7	618.9	605.9	15,330,045	15,730,501	15,553,537
Temporary Help	0.8	0.8	0.8	30,537	44,000	44,000
Overtime	-	-	-	6,658	92,000	92,000
Continously vacant positions abolished by the State Controller:						
Ofc Asst II	1	1	1	1,048-1,367	-	-
Atascadero State Hospital Administration:						
Executive:						
Medical Director-Chief Dep	1	1	1	5,278-5,722	68,328	68,328
C.E.A. III	1	1	1	3,357-4,464	49,872	52,314
Hosp Administrator	1	1	1	3,357-4,057	44,280	46,428
Coordinator-Nursing Services	1	1	1	2,651-3,200	38,400	38,400
Asst Hosp Administrator	1	1	1	2,651-3,200	38,400	38,400
Office Of Prog Review Consultant	4	1	1	2,529-3,052	36,624	36,624
Community Liaison Rep	1	1	1	2,529-3,052	36,624	36,624
Stds Compliance Coordinator	0.4	-	-	2,529-3,052	-	-
Clients-Patients Rights Advocate	1	1	1	2,197-2,651	31,812	31,812
Sr Special Investigator	1	1	1	2,113-2,546	30,552	30,552
Exec Secty I	1.9	2	2	1,389-1,653	35,377	36,938
Ofc Techn-Typing	1	1	1	1,214-1,551	15,120	15,708
Secty	-	1	1	1,236-1,512	17,448	17,448
Ofc Asst II-Typing	-	1	1	1,048-1,367	13,660	14,128
Steno	2.4	2	2	1,029-1,339	26,349	27,242
Totals	17.7	16	16	\$563,357	\$482,846	\$490,946
Medical Records:						
Medical Record Off	2	2	2	1,768-2,336	51,048	51,048
Correctional Records Specialist	1	1	1	1,523-2,002	21,678	21,924
Ofc Services Supvr III-Cen	1	1	1	1,544-1,854	22,248	22,248
Correctional Case Records Asst	0.5	1	1	1,342-1,745	16,104	16,812
Sr Medical Transcriber	1	1	1	1,331-1,729	18,924	18,924
Ofc Techn-Typing	2	2	2	1,214-1,551	33,328	34,084
Ofc Techn-Cen	0.8	1	1	1,214-1,551	16,172	16,868
Medical Transcriber	5.4	6	6	1,191-1,517	95,828	98,424
Secty	1	-	-	1,236-1,512	-	-
Health Record Techn I	3.6	4	4	1,214-1,425	65,166	66,544
Steno	1	-	-	1,029-1,339	-	-

4440 DEPARTMENT OF MENTAL HEALTH—Continued

ORGANIZATIONAL UNIT Classification	NUMBER OF POSITIONS			EXPENDITURES		
	Filled 1983-84	Authorized 1984-85	Proposed 1985-86	Actual 1983-84	Estimated 1984-85	Proposed 1985-86
				SALARY RANGE		
Ofc Asst II-Typing	4.9	7	7	1,048-1,367	95,916	98,121
Ofc Asst II-Gen	0.8	-	-	1,048-1,309	-	-
Totals	25	26	26	\$405,246	\$436,412	\$444,997
Fiscal:						
Sr Acctg Ofc-Supvr	1	1	1	2,197-2,651	31,812	31,812
Property Clk II	0.9	-	-	1,591-2,098	-	-
Accountant I - Supvr	1	1	1	1,401-1,827	19,992	19,992
Ofc Techn-Typing	1	1	1	1,214-1,551	16,868	17,100
Acctg Techn	1	1	1	1,214-1,551	17,100	17,100
Ofc Asst II-Typing	0.3	0.5	0.5	1,048-1,367	6,687	6,906
Acct Clk II	2	2	2	1,087-1,367	29,556	30,102
Totals	7.2	6.5	6.5	\$134,793	\$122,015	\$123,012
Trust:						
Patient Benefit & Ins Off I	1	1	1	1,959-2,360	26,406	27,666
Ofc Techn-Typing	1	1	1	1,214-1,551	16,230	16,926
Sr Acct Clk	0.7	1	1	1,214-1,551	15,561	16,230
Ofc Techn-Gen	1	1	1	1,214-1,551	17,100	17,100
Acct Clk II	1.2	1	1	1,087-1,367	15,480	15,480
Ofc Asst II-Typing	1.6	2	2	1,048-1,367	29,136	29,136
Totals	6.5	7	7	\$108,324	\$119,913	\$122,538
Personnel:						
Staff Services Mgr I	1	1	1	2,415-2,913	34,956	34,956
Hosp Health & Safety Coordinator	1	1	1	2,197-2,651	31,812	31,812
Labor Relations Analyst	1	-	-	2,197-2,651	-	-
Personnel Asst II	2	2	2	1,481-1,768	40,112	40,980
Personnel Techn I	1	1	1	1,138-1,565	18,780	18,780
Ofc Techn-Typing	0.9	1	1	1,214-1,551	15,512	16,172
Personnel Asst I	5.3	6	6	1,126-1,551	101,416	103,415
Secty	1	1	1	1,236-1,512	17,448	17,448
Office Asst II-Typing	1.2	1	1	1,048-1,367	14,392	14,568
Totals	14.4	14	14	\$286,123	\$274,428	278,131
Communications:						
Sr Telephone Opr	1	1	1	1,214-1,425	17,100	17,100
Ofc Asst II-Typing	0.3	-	-	1,048-1,367	-	-
Telephone Opr	3.5	4	4	1,048-1,214	55,884	56,760
Totals	4.8	5	5	\$67,666	\$72,984	\$73,860
Training:						
Psychiatric Nursing Educ Director	-	2	2	2,251-2,717	65,208	65,208
Trng Off I	1	1	1	2,197-2,651	31,812	31,812
Nurse Instructor	0.2	9	9	2,051-2,472	251,815	259,007
Ofc Techn-Typing	1	1	1	1,214-1,551	14,936	15,512
Ofc Asst II-Typing	-	1	1	1,048-1,367	13,199	13,622
Totals	2.2	14	14	\$51,916	\$376,970	\$385,161
Protective Services:						
Hosp Peace Off III	1	1	1	1,924-2,319	27,828	27,828
Hosp Peace Off II	5.9	7	7	1,757-2,113	172,212	174,348
Hosp Peace Off I	43.9	45	45	1,604-1,924	1,015,986	1,025,649
Dispatcher-Clk	4.9	5	5	1,214-1,425	86,134	86,540
Steno	1	1	1	1,029-1,339	15,396	15,396
Totals	56.7	59	59	\$1,204,497	\$1,317,556	\$1,329,761
Totals, Administration	134.5	147.5	147.5	\$2,821,922	\$3,203,124	\$3,248,406
Clinical Services:						
Program Administration:						
Prog Director-Mental Programs	7.8	9	9	2,651-3,200	339,012	340,536
Ofc Of Prog Review Consultant	0.6	-	-	2,529-3,052	-	-
Psychologist-Faculty Experimental	0.9	-	-	2,415-2,913	-	-
Prog Asst-Mental Programs	9.1	10	10	2,415-2,913	343,944	345,312
Teacher-Emotionally Handicapped	0.8	-	-	1,827-2,778	-	-
Teacher-Elementary Educ	0.6	-	-	1,827-2,778	-	-
Teacher-High School Educ	1	-	-	1,827-2,778	-	-
Nursing Coordinator	9	9	9	2,251-2,717	291,329	292,806
Registered Nurse II	1.9	1	1	1,706-2,472	24,612	24,612
Nursing Treatment Specialist	1	1	1	1,959-2,360	29,048	29,048
Health Services Specialist I	15.8	21.1	21.1	1,868-2,251	545,748	553,721
Sr Psychiatric Techn	1.9	2	2	1,491-1,868	44,832	44,832
Graduate Student Asst	1.6	2.3	2.3	1,156-1,750	34,619	35,375
Psychiatric Techn	3.6	4	4	1,376-1,706	76,084	76,996
Sr Medical Steno	1	-	-	1,331-1,577	-	-
Ofc Techn-Typing	1	2	2	1,214-1,551	32,269	32,866
Ofc Asst II-Typing	6.6	3	3	1,048-1,367	44,256	44,256
Teaching Asst	3.5	-	-	1,156-1,347	-	-
Steno	1.7	2	2	1,029-1,339	30,651	30,792
Student Asst	0.5	1.5	1.5	935-1,246	18,455	18,851
Totals	69.9	67.9	67.9	\$1,825,855	\$1,854,859	\$1,870,003

1
2
3
4
5
6
7
8
9
10
11
12
13
14
15
16
17
18
19
20
21
22
23
24
25
26
27
28
29
30
31
32
33
34
35
36
37
38
39
40
41
42
43
44
45
46
47
48
49
50
51
52
53
54
55
56
57
58
59
60
61
62
63
64
65
66
67
68
69
70
71
72
73
74
75
76
77
78
79
80
81
82
83
84
85
86
87
88
89
90
91
92
93
94
95
96
97
98

4440 DEPARTMENT OF MENTAL HEALTH—Continued

ORCANIZATIONAL UNIT	NUMBER OF POSITIONS			EXPENDITURES			
	Classification	Filled 1983-84	Authorized 1984-85	Proposed 1985-86	Actual 1983-84	Estimated 1984-85	Proposed 1985-86
Level Of Care:							
Professional:							
Physician & Surgeon	6.4	14.2	14.2	3,780-5,429	782,284	805,072	
Staff Psychiatrist	15.4	39	39	4,156-5,429	2,315,554	2,385,118	
Psychologist-Faculty Experimental	1	1	1	2,415-2,913	34,956	34,956	
Psychologist-Facility-Clinical	17	21.8	21.8	2,415-2,913	716,597	733,350	
Psychiatric Social Worker	26.5	45.5	45.5	1,827-2,197	1,062,247	1,093,869	
Psychometrist	1	1	1	1,666-2,002	24,024	24,024	
Rehab Therapist-Recr	23.3	38.5	38.5	1,523-1,827	771,718	792,640	
Rehab Therapist-Occupational	1.5	2	2	1,523-1,827	43,848	43,848	
Industrial Therapist	1	1	1	1,523-1,827	21,924	21,924	
Rehab Therapist-Music	1	2	2	1,523-1,827	42,390	43,356	
Psychiatric Techn	0.7	1	1	1,376-1,706	19,550	19,620	
Social Work Assoc	1	1	1	1,407-1,673	20,076	20,076	
Student Asst	0.2	-	-	935-1,246	-	-	
Model Treatment—Phase I	-	-	-	-	296,000	593,000	
Totals	96	168	168	\$3,036,804	\$6,151,168	\$6,610,853	
Nursing:							
Nurse Practitioner	0.7	1	1	2,150-2,845	25,800	27,012	
Registered Nurse III	2	2	2	1,868-2,472	54,024	54,024	
Registered Nurse II	43	112	112	1,706-2,472	2,595,371	2,682,940	
Nursing Treatment Specialist	2	2	2	1,959-2,360	56,640	56,640	
Registered Nurse I	0.5	-	-	1,591-2,303	-	-	
Unit Supvr	24.1	25	25	1,868-2,251	661,013	668,874	
Sr Psychiatric Techn	70.4	78.5	78.5	1,491-1,868	1,724,787	1,737,618	
Craduate Student Asst	1.9	2	2	1,156-1,750	30,288	30,828	
Psychiatric Techn	415.6	622.5	622.5	1,376-1,706	11,431,172	11,724,952	
Pre-Licensed Psychiatric Techn	20.4	39	39	1,269-1,376	607,412	631,748	
Psychiatric Techn Trainee	0.1	-	-	1,177-1,269	-	-	
Student Asst	0.5	0.5	0.5	935-1,246	5,706	5,904	
Model Treatment—Phase I	-	-	-	-	186,000	372,000	
Totals	581.2	884.5	884.5	\$11,571,547	\$17,378,213	\$17,992,540	
Central Program Services:							
Staff Psychiatrist	0.9	1	1	4,156-5,429	54,852	57,540	
Physician & Surgeon	1.7	1	1	3,780-5,429	45,360	47,556	
Dentist	2	-	-	3,440-4,816	-	-	
Pharmacist II	1	-	-	2,778-3,052	-	-	
Chief Central Prog Services	1	1	1	2,529-3,052	36,624	36,624	
Psychologist-Faculty Experimental	-	1	1	2,415-2,913	30,120	31,568	
Psychologist-Facility-Clinical	0.6	1	1	2,415-2,913	28,980	30,348	
Pharmacist I	2	-	-	2,529-2,778	-	-	
Asst Chief, Central Prog Services	1	2	2	2,303-2,778	60,972	62,316	
Teacher-Elementary Educ	0.4	2	2	1,827-2,778	57,582	58,812	
Teacher-High School Educ	2	3	3	1,827-2,778	89,256	89,256	
Teacher-Emotionally Handicapped	1	1	1	1,827-2,778	27,780	27,780	
Psychiatric Nursing Educ Director	2	-	-	2,251-2,717	-	-	
Sr Clinical Lab Technologist	1	-	-	1,912-2,529	-	-	
Nurse Instructor	8.6	-	-	2,051-2,472	-	-	
Registered Nurse II	4.6	-	-	1,706-2,472	-	-	
Catholic Chaplain	1	1	1	2,002-2,415	26,470	27,748	
Protestant Chaplain	0.4	1	1	2,002-2,415	24,504	25,671	
Public Health Nurse II	1	-	-	1,959-2,360	-	-	
Sr Librarian	1	1	1	1,959-2,360	28,320	28,320	
Clinical Lab Technologist	2.4	-	-	1,827-2,303	-	-	
Surgical Nurse II	0.5	-	-	1,868-2,251	-	-	
Psychiatric Social Worker	0.9	2	2	1,827-2,197	48,288	49,308	
Coordinator-Voluntary Services	1	1	1	1,745-2,098	25,176	25,176	
Surgical Nurse I	1.7	-	-	1,706-2,051	-	-	
X-Ray Techn	1	-	-	1,462-1,912	-	-	
Psychiatric Techn	2	1	1	1,376-1,706	20,472	20,472	
Social Work Assoc	4.9	5	5	1,407-1,673	100,380	100,380	
Barbershop Mgr	0.8	1	1	1,265-1,630	19,560	19,560	
Library Tech Asst I	1	1	1	1,214-1,551	18,612	18,612	
Dental Asst	1.3	-	-	1,177-1,498	-	-	
Pharmacy Asst	1.1	-	-	1,214-1,425	-	-	
Office Asst II-Typing	2.7	1	1	1,048-1,367	14,568	14,568	
Teacher Asst	-	4	4	1,156-1,347	60,612	61,656	
Steno	0.8	1	1	1,029-1,339	15,396	15,396	
Office Asst II-Cen	0.9	1	1	1,048-1,309	15,708	15,708	
Student Asst	0.3	-	-	935-1,246	-	-	
Temporary Help	-	3.8	3.8	-	40,561	40,561	
Totals	56.5	37.8	37.8	\$1,502,844	\$890,153	\$904,936	
Pharmacy:							
Pharmacist II	-	1	1	2,778-3,052	36,624	36,624	
Pharmacist I	-	2	2	2,529-2,778	66,672	66,672	
Pharmacy Asst	-	2	2	1,214-1,425	34,200	34,200	
Totals	-	5	5	-	\$137,496	\$137,496	
Dental Services:							
Dentist	-	2	2	3,440-4,816	109,704	109,704	
Dental Asst	-	2	2	1,177-1,498	30,912	31,458	
Totals	-	4	4	-	\$140,616	\$141,162	

4440 DEPARTMENT OF MENTAL HEALTH—Continued

ORGANIZATIONAL UNIT Classification	NUMBER OF POSITIONS			EXPENDITURES		
	Filled 1983-84	Authorized 1984-85	Proposed 1985-86	Actual 1983-84	Estimated 1984-85	Proposed 1985-86
Public Health-Employee Health:				SALARY RANGE		
Physician & Surgeon	-	1	1	3,780-5,429	65,148	65,148
Registered Nurse II	-	1	1	1,706-2,472	21,432	21,432
Public Health Nurse II	-	1	1	1,959-2,360	28,320	28,320
Student Asst	-	1	1	935-1,246	12,240	12,240
Totals	-	4	4	-	\$127,140	\$127,140
Medical Ancillary:						
Physician & Surgeon	-	1	1	3,780-5,429	65,148	65,148
Registered Nurse II	-	3.5	3.5	1,706-2,472	86,142	86,142
Surgical Nurse II	-	0.5	0.5	1,868-2,251	11,481	12,030
Surgical Nurse I	-	1	1	1,706-2,051	24,612	24,612
Psychiatric Techn	-	1	1	1,376-1,706	20,472	20,472
Sr Medical Steno	-	1	1	1,331-1,577	18,924	18,924
Student Asst	-	0.5	0.5	935-1,246	5,706	5,904
Totals	-	8.5	8.5	-	\$232,485	\$233,232
Laboratory-Radiology:						
Sr Clinical Lab Technologist	-	1	1	1,912-2,529	27,636	27,636
Clinical Lab Technologist	-	3	3	1,827-2,303	73,126	74,196
X-Ray Techn	-	1	1	1,462-1,912	20,940	20,940
Office Asst II-Typing	-	1	1	1,048-1,367	14,568	14,568
Steno	-	1	1	1,029-1,339	15,114	15,396
Totals	-	7	7	-	\$151,384	\$152,736
Patient Tracking System:						
Research Specialist II	1	1	1	2,778-3,357	40,284	40,284
Assoc Programmer Analyst	0.9	1	1	2,197-2,651	26,364	27,636
Programmer I	1	1	1	1,407-1,827	21,573	21,897
Office Techn-Typing	0.3	1	1	1,214-1,551	14,752	15,316
Office Asst II-Typing	0.3	-	-	1,048-1,367	-	-
Computer Opr	1	1	1	1,198-1,523	15,687	16,344
Totals	4.5	5	5	\$109,237	\$118,660	\$121,477
Sex Offender Project:						
Staff Psychiatrist	-	1	1	4,156-5,429	23,000	57,960
Prog Director	-	1	1	2,651-3,200	37,839	39,731
Psychologist-Experimental	-	1	1	2,415-2,913	28,120	35,431
Psychologist-Clinical	-	2	2	2,415-2,913	61,865	70,863
Social Work Assoc	-	2	2	1,407-1,673	17,000	42,840
Office Techn	-	1	1	1,214-1,551	17,000	17,850
Unallocated	-	41	41	-	332,000	936,249
Totals	-	49	49	-	\$516,824	\$1,200,924
Totals, Clinical Services	808.1	1,240.7	1,240.7	\$18,046,287	\$27,698,998	\$29,492,499
Ancillary Services:						
Service And Supply:						
Voc Instructor-Upholstering	-	1	1	1,827-2,778	27,636	28,980
Hosp Gen Services Administrator II ..	1	1	1	2,197-2,651	27,636	28,980
Warehouse Mgr I	0.8	1	1	1,745-2,303	20,940	21,924
Property Clk II	-	1	1	1,591-2,098	22,944	22,944
Materials & Stores Supvr I	2	2	2	1,401-1,827	39,984	39,984
Warehouse Worker	0.3	1	1	1,401-1,666	18,164	18,276
Office Techn-Gen	1	1	1	1,214-1,551	18,612	18,612
Office Asst II-Gen	2.9	4	4	1,048-1,309	61,692	61,692
Totals	8	12	12	\$151,943	\$237,608	\$241,392
Food Service:						
Director Of Dietetics	0.7	1	1	2,197-2,651	27,972	29,322
Asst Director Of Dietetics	1.2	2	2	1,827-2,197	45,318	47,448
Supvng Cook II	1	1	1	1,557-2,051	24,612	24,612
Clinical Dietitian	2.6	3.4	3.4	1,591-1,912	67,683	70,508
Materials & Stores Supvr I	0.7	-	-	1,401-1,827	-	-
Baker II	1	1	1	1,371-1,786	19,341	19,560
Food Service Supvr II	1	1	1	1,371-1,786	20,236	21,136
Supvng Cook I	3.4	4	4	1,371-1,786	77,340	78,890
Graduate Student Asst	1.6	1.6	1.6	1,156-1,750	22,598	23,462
Cook II	9.2	10	10	1,265-1,630	187,881	190,765
Food Service Supvr I	3.3	4	4	1,222-1,565	73,157	73,889
Office Techn-Gen	1	1	1	1,214-1,551	15,610	16,288
Cook I	3.7	4	4	1,135-1,437	63,760	65,680
Food Service Worker II	16.5	21	21	1,095-1,376	336,357	339,862
Acct Clk II	0.8	1	1	1,087-1,367	13,392	13,832
Office Asst II-Typing	1	1	1	1,048-1,367	14,568	14,568
Food Service Worker I	26.1	33.5	33.5	1,018-1,269	451,760	458,996
Totals	74.8	90.5	90.5	\$1,195,413	\$1,461,585	\$1,488,818
Clothing:						
Voc Instructor-Upholstering	1	-	-	1,827-2,778	-	-
Seamer	1	1	1	1,265-1,630	17,892	18,684
Totals	2	1	1	\$41,271	\$17,892	\$18,684

4440 DEPARTMENT OF MENTAL HEALTH—Continued

ORGANIZATIONAL UNIT	NUMBER OF POSITIONS			EXPENDITURES			
	Classification	Filed 1983-84	Authorized 1984-85	Proposed 1985-86	Actual 1983-84	Estimated 1984-85	Proposed 1985-86
Housekeeping:							
Janitor Supvr II	0.5	-	-	1,239-1,591	-	-	-
Janitor Supvr I	1.7	-	-	1,114-1,407	-	-	-
Janitor	14.7	-	-	1,038-1,294	-	-	-
Totals	16.9	-	-	\$249,283	-	-	-
Housekeeping Public Areas:							
Janitor Supvr I	-	1	1	1,114-1,407	16,884	16,884	16,884
Janitor	-	4	4	1,038-1,294	59,418	59,826	59,826
Totals	-	5	5	-	\$76,302	\$76,710	\$76,710
Housekeeping Treatment Areas:							
Janitor Supvr II	-	1	1	1,239-1,591	17,864	18,620	18,620
Janitor Supvr I	-	1	1	1,114-1,407	16,524	16,884	16,884
Janitor	-	15	15	1,038-1,294	221,122	225,459	225,459
Totals	-	17	17	-	\$255,510	\$260,963	\$260,963
Laundry:							
Laundry Supvr II	0.7	1	1	1,491-1,959	21,112	22,088	22,088
Laundry Supvr I	0.8	1	1	1,265-1,630	18,311	19,105	19,105
Laundry Worker	3.4	3	3	1,135-1,437	16,348	16,890	16,890
Laundry Worker Asst	-	1	1	1,018-1,269	12,618	13,032	13,032
Totals	4.9	6	6	\$84,772	\$103,773	\$105,957	\$105,957
Transportation:							
Lead Auto Mechanic	1	1	1	1,745-2,098	25,176	25,176	25,176
Tractor Opr-Laborer	1	1	1	1,673-2,011	20,076	21,000	21,000
Auto Equipt Opr II	1	1	1	1,666-2,002	24,024	24,024	24,024
Auto Equipt Opr I	1	1	1	1,523-1,827	21,924	21,924	21,924
Totals	4	4	4	\$90,657	\$91,200	\$91,124	\$91,124
Totals, Ancillary Services	110.6	135.5	135.5	\$1,813,339	\$2,243,870	\$2,284,648	\$2,284,648
Plant Operations:							
Administration:							
Chief - Plant Operation III	1	1	1	2,450-2,954	35,448	35,448	35,448
Chief - Plant Operation I	1	1	1	2,230-2,691	32,292	32,292	32,292
Office Techn-Typing	0.4	1	1	1,214-1,551	16,348	16,890	16,890
Office Asst II-Typing	-	1	1	1,048-1,367	14,568	14,568	14,568
Steno	0.6	-	-	1,029-1,339	-	-	-
Totals	3	4	4	\$81,064	\$98,656	\$99,198	\$99,198
Maintenance Of Structures:							
Supvr - Building Trades	-	1	1	2,051-2,591	29,902	31,344	31,344
Chief Engr I	1	1	1	2,253-2,478	27,636	27,636	27,636
Carpenter Supvr	1	-	-	1,959-2,360	-	-	-
Plumber II	1	1	1	1,959-2,360	24,612	25,800	25,800
Maint Mechanic	2	2	2	1,868-2,251	51,624	51,624	51,624
Plumber I	1	1	1	1,868-2,251	23,508	24,612	24,612
Painter II	0.6	1	1	1,868-2,251	24,612	24,612	24,612
Fusion Welder	1	1	1	1,827-2,197	24,024	24,024	24,024
Locksmith	1	1	1	1,786-2,150	23,508	23,508	23,508
Mason I	1	1	1	1,786-2,150	23,508	23,508	23,508
Glazier	1	1	1	1,786-2,150	23,508	23,508	23,508
Painter I	0.9	3	3	1,786-2,150	65,116	68,158	68,158
Carpenter I	1.9	2	2	1,786-2,150	47,016	47,016	47,016
Bldg & Maint Worker	1.8	2	2	1,557-1,868	44,832	44,832	44,832
Totals	15.2	18	18	\$356,117	\$433,406	\$440,182	\$440,182
Maintenance Of Grounds:							
Supvng Groundskeeper I	1	1	1	1,591-2,098	25,176	25,176	25,176
Lead Groundskeeper	1	1	1	1,401-1,827	21,924	21,924	21,924
Totals	2	2	2	\$45,768	\$47,100	\$47,100	\$47,100
Utilities, Water, And Sewage:							
Stationary Engr	9.1	10	10	1,931-2,361	260,100	260,100	260,100
Water & Sewage Plant Supvr	1	1	1	2,146-2,361	25,752	25,752	25,752
Electrician II	1	1	1	1,959-2,360	25,800	25,800	25,800
Steamfitter	0.3	-	-	1,868-2,251	-	-	-
Electrician I	2	2	2	1,868-2,251	49,224	49,224	49,224
Boiler Room Tender	0.4	-	-	1,824-2,006	-	-	-
Electronic Techn	-	1	1	1,630-1,959	19,560	20,472	20,472
Totals	13.8	15	15	\$350,818	\$380,436	\$381,348	\$381,348
Fire Protection:							
Fire Chief	1	1	1	2,018-2,431	25,968	27,204	27,204
Fire Fighter	6	6	6	1,679-2,018	140,866	142,952	142,952
Temporary Help	-	0.5	0.5	-	10,395	10,395	10,395
Totals	7	7.5	7.5	\$159,165	\$177,229	\$180,551	\$180,551
Totals, Plant Operations	41	46.5	46.5	\$992,932	\$1,136,827	\$1,148,379	\$1,148,379
Temporary Help-Non-LOC	1.5	(4.3)	(4.3)	126,492	(50,956)	(50,956)	(50,956)
Temporary Help-LOC	1.8	-	-	21,205	-	-	-
Psych Tech Trng	39.6	-	-	497,695	-	-	-
Overtime-LOC	7.6	-	-	327,949	-	-	-
Overtime-Non-LOC	1.7	-	-	171,355	130,031	130,031	130,031

4440 DEPARTMENT OF MENTAL HEALTH—Continued

1
2
3
4
5
6
7
8
9
10
11
12
13
14
15
16
17
18
19
20
21
22
23
24
25
26
27
28
29
30
31
32
33
34
35
36
37
38
39
40
41
42
43
44
45
46
47
48
49
50
51
52
53
54
55
56
57
58
59
60
61
62
63
64
65
66
67
68
69
70
71
72
73
74
75
76
77
78
79
80
81
82
83
84
85
86
87
88
89
90
91
92
93
94
95
96
97
98

ORGANIZATIONAL UNIT Classification	NUMBER OF POSITIONS			EXPENDITURES		
	Filled 1983-84	Authorized 1984-85	Proposed 1985-86	Actual 1983-84	Estimated 1984-85	Proposed 1985-86
SALARY RANGE						
Motion Picture Opr	0.1	-	-	3,282	-	-
Chaplain	0.1	-	-	6,645	-	-
MOD-Temporary Help LOC	1.8	-	-	88,873	-	-
Part-time Firefighter	0.1	-	-	10,955	-	-
Special Repairs	1.8	-	-	14,154	-	-
Compensatory Educ	0.5	-	-	5,894	-	-
Totals, Atascadero State Hospital ..	<u>1,150.8</u>	<u>1,570.2</u>	<u>1,570.2</u>	<u>\$24,948,979</u>	<u>\$34,412,850</u>	<u>\$36,303,963</u>
Metropolitan State Hospital						
Administration:						
Executive:						
Exec Director	1	1	1	5,429-5,752	69,024	69,024
Medical Director-Chief Dep	-	1	1	5,278-5,722	68,664	68,664
Office Of Prog Review Consultant	3.2	1	1	4,795-5,639	67,668	67,668
Hosp Administrator	1	1	1	3,357-4,057	43,764	45,891
Coordinator-Nursing Services	0.8	1	1	2,651-3,200	38,400	38,400
Asst Hosp Administrator	1	1	1	2,651-3,200	38,400	38,400
Community Liaison Rep	1	1	1	2,529-3,052	36,624	36,624
Stds Compliance Coordinator	-	1	1	2,529-3,052	30,348	31,812
Hosp Adm Resident IV	0.8	1	1	2,415-2,913	34,416	34,956
Clients-Patients Rights Advocate	0.9	1	1	2,197-2,651	27,530	28,868
Assoc Covtl Prog Analyst	0.2	-	-	2,197-2,651	-	-
Adm Asst II	1	1	1	2,197-2,651	31,812	31,812
Sr Special Investigator	1	1	1	2,113-2,546	27,412	28,724
Adm Asst I	1	1	1	1,827-2,303	26,364	26,364
Psychiatric Social Worker	0.1	-	-	1,827-2,197	-	-
Staff Services Analyst-Cen	0.1	1	1	1,407-2,197	18,579	19,410
Exec Secty I	1	1	1	1,389-1,653	19,836	19,836
Sr Medical Steno	-	2	2	1,331-1,577	34,896	35,592
Office Techn-Typing	0.4	2	2	1,214-1,551	32,318	32,924
Secty	1.2	2	2	1,236-1,512	32,280	32,844
Office Asst II-Typing	0.3	2	2	1,048-1,367	29,136	29,136
Totals	<u>16</u>	<u>23</u>	<u>23</u>	<u>\$516,351</u>	<u>\$707,471</u>	<u>\$716,949</u>
Medical Records:						
Medical Record Off	2	2	2	1,768-2,336	51,048	51,048
Staff Services Analyst	0.8	-	-	1,407-2,197	-	-
Health Record Techn II	2	2	2	1,358-1,611	36,323	37,619
Sr Medical Steno	3.5	-	-	1,331-1,577	-	-
Mgt Services Techn	0.3	-	-	1,177-1,565	-	-
Office Services Supvr I-Typing	0.1	-	-	1,214-1,551	-	-
Library Tech Asst I	1.9	-	-	1,214-1,551	-	-
Office Techn-Typing	3.5	-	-	1,214-1,551	-	-
Office Services Supvr I-Cen	1	1	1	1,214-1,551	14,568	15,120
Medical Transcriber	6.8	8	8	1,191-1,517	131,134	131,974
Sr Steno	0.7	-	-	1,236-1,512	-	-
Health Record Techn I	24.2	27	27	1,214-1,425	432,112	445,034
Medical Steno	1	-	-	1,191-1,395	-	-
Office Asst II-Typing	35	12	12	1,048-1,367	169,678	171,794
Microfilm Techn I	2	2	2	1,018-1,321	31,704	31,704
Office Asst II-Cen	4.5	3	3	1,048-1,309	40,476	41,316
Office Occupations Clk	0.3	-	-	913-1,048	-	-
Totals	<u>89.6</u>	<u>57</u>	<u>57</u>	<u>\$1,357,150</u>	<u>\$907,043</u>	<u>\$925,609</u>
Fiscal:						
Sr Acctg Off-Supvr	1	1	1	2,197-2,651	28,084	29,436
Accountant I - Specialist	1	1	1	1,401-1,827	19,992	19,992
Accountant I - Supvr	1	1	1	1,401-1,827	19,092	19,992
Supvng Acct Clk I	1	1	1	1,358-1,611	19,332	19,332
Acctg Techn	2.4	3	3	1,214-1,551	50,894	51,300
Sr Acct Clk	1	1	1	1,214-1,551	18,612	18,612
Statistical Clk	0.8	1	1	1,214-1,425	17,100	17,100
Bookkeeping Mach Opr II	0.6	1	1	1,126-1,309	13,764	14,016
Acct Clk II	1.6	2	2	1,087-1,367	30,240	30,240
Totals	<u>10.4</u>	<u>12</u>	<u>12</u>	<u>\$184,405</u>	<u>\$217,110</u>	<u>\$220,020</u>
Trust:						
Patient Benefit & Ins Off II	1	1	1	2,150-2,591	31,092	31,092
Patient Benefit & Ins Off I	2.6	3	3	1,959-2,360	77,777	80,132
Office Techn-Typing	1.9	2	2	1,214-1,551	33,910	34,200
Office Services Supvr I-Typing	1	2	2	1,214-1,551	33,156	33,852
Office Asst II-Typing	11.8	15	15	1,048-1,367	208,681	212,937
Totals	<u>18.3</u>	<u>23</u>	<u>23</u>	<u>\$302,757</u>	<u>\$384,616</u>	<u>\$392,213</u>
Eligibility Unit:						
Office Techn-Typing	1	1	1	1,214-1,551	15,218	15,824
Office Asst II-Typing	2	2	2	1,048-1,367	27,732	27,942
Totals	<u>3</u>	<u>3</u>	<u>3</u>	<u>\$43,427</u>	<u>\$42,950</u>	<u>\$43,766</u>
Personnel:						
Staff Services Mgr I	1	1	1	2,415-2,913	34,956	34,956
Hosp Health & Safety Coordinator	0.6	1	1	2,197-2,651	31,812	31,812
Assoc Personnel Analyst	0.6	-	-	2,197-2,651	-	-
Staff Services Analyst-Cen	-	1	1	1,407-2,197	16,884	17,604
Jr Staff Analyst-Cen	-	1	1	1,407-1,827	16,884	17,604

4440 DEPARTMENT OF MENTAL HEALTH—Continued

ORGANIZATIONAL UNIT	NUMBER OF POSITIONS			EXPENDITURES		
	Classification	Filled 1983-84	Authorized 1984-85	Proposed 1985-86	Actual 1983-84	Estimated 1984-85
				SALARY RANGE		
Personnel Asst II	2	2	2	1,481-1,768	42,432	42,432
Mgt Services Techn	0.3	1	1	1,177-1,565	14,124	14,124
Office Techn-Typing	0.2	1	1	1,214-1,551	15,218	15,824
Personnel Asst I	9.8	10	10	1,126-1,551	179,027	182,658
Sr Steno	0.9	1	1	1,236-1,512	18,144	18,144
Office Asst II-Typing	1.8	1	1	1,048-1,367	13,164	13,164
Totals	17.2	20	20	\$326,373	\$382,645	\$388,322
Communications:						
Supvng Telephone Opr	1	1	1	1,358-1,611	19,332	19,332
Office Asst II-Typing	-	1	1	1,048-1,367	14,568	14,568
Telephone Opr	8.1	9	9	1,048-1,214	128,278	129,514
Totals	9.1	11	11	\$133,973	\$162,178	\$163,414
Reimbursed Services:						
Training:						
Psychiatric Nursing Educ Director	1	1	1	2,251-2,717	32,604	32,604
Trng Off I	1	1	1	2,197-2,651	31,812	31,812
Nurse Instructor	6	6	6	2,051-2,472	172,932	174,120
Totals	8	8	8	\$231,690	\$237,348	\$238,536
Protective Services:						
Hosp Peace Off III	1	1	1	1,924-2,319	27,828	27,828
Hosp Peace Off II	3.9	4	4	1,757-2,113	97,152	98,148
Hosp Peace Off I	16.5	18	18	1,604-1,924	406,528	410,424
Office Asst II-Typing	0.9	1	1	1,048-1,367	14,568	14,568
Totals	22.3	24	24	\$483,775	\$546,076	\$550,968
Totals, Administration	193.9	181	181	\$3,579,901	\$3,587,437	\$3,639,797
Clinical Services:						
Program Administration:						
Medical Director-Chief Dep	0.9	-	-	5,278-5,722	-	-
Prog Director-Medical	0.8	1	1	5,033-5,694	66,703	69,964
Prog Director-Mental Programs	2.3	4	4	2,651-3,200	147,528	151,400
Prog Asst-Mental Programs	4.3	6	6	2,415-2,913	191,808	195,912
Nursing Coordinator	5	5	5	2,251-2,717	163,020	163,020
Health Services Specialist I	6	25	25	1,868-2,251	679,100	680,997
Sr Medical Steno	-	1	1	1,331-1,577	18,924	18,924
Office Techn-Typing	-	2	2	1,214-1,551	32,678	33,284
Office Services Supvr I-Gen	-	1	1	1,214-1,551	14,982	15,561
Sr Steno	-	1	1	1,236-1,512	17,448	17,448
Secty	0.8	-	-	1,236-1,512	-	-
Medical Steno	-	1	1	1,191-1,395	16,740	16,740
Office Asst II-Typing	-	15	15	1,048-1,367	215,557	217,539
Totals	20.1	62	62	\$673,593	\$1,564,488	\$1,580,789
Health Services Supervision:						
Health Services Specialist I	14.9	-	-	1,868-2,251	-	-
Totals	14.9	-	-	\$395,323	-	-
Level Of Care:						
Professional:						
Physician & Surgeon	18	21.7	21.7	3,780-5,429	1,289,392	1,296,457
Staff Psychiatrist	37.3	37.3	37.3	4,156-5,429	2,372,517	2,378,508
Psychologist-Clinical	14.6	18	18	2,415-2,913	593,604	604,416
Psychiatric Social Worker	49.5	49	49	1,827-2,197	1,228,278	1,250,649
Rehab Therapist-Dance	0.9	2	2	1,523-1,827	39,844	41,166
Rehab Therapist-Occupational	0.5	0.2	0.2	1,523-1,827	3,655	3,318
Industrial Therapist	1	1	1	1,523-1,827	21,924	21,924
Rehab Therapist-Music	1.1	2	2	1,523-1,827	37,436	39,159
Rehab Therapist-Recreation	25	26.8	26.8	1,523-1,827	562,578	570,834
Model Treatment-Phase I	-	-	-	-	29,000	58,000
Totals	147.9	158	158	\$5,628,303	\$6,178,228	\$6,264,431
Nursing:						
Registered Nurse II	53.5	57	57	1,706-2,472	1,323,232	1,370,299
Registered Nurse III	3	1	1	1,868-2,472	27,012	27,012
Nursing Treatment Specialist	2	2	2	1,959-2,360	56,640	56,640
Registered Nurse I	27.9	40	40	1,591-2,303	814,329	854,478
Unit Supvr	17.7	24	24	1,868-2,251	600,176	616,681
Sr Psychiatric Techn	37.6	50	50	1,491-1,868	1,080,326	1,091,564
Psychiatric Techn	362.1	434	434	1,376-1,706	8,151,372	8,360,961
Pre-Registered Nurse	3.8	4	4	1,523-1,666	80,144	83,792
Licensed Voc Nurse	44	62	62	1,274-1,506	1,032,020	1,071,477
Pre-Licensed Psychiatric Techn	9	9	9	1,269-1,376	141,212	146,858
Psychiatric Techn Trainee	-	9	9	1,177-1,269	171,796	176,734
Hosp Worker	4.8	5	5	1,038-1,198	71,114	71,522
Model Treatment-Phase I	-	-	-	-	166,000	332,000
Totals	565.4	697	697	\$11,417,591	\$13,715,373	\$14,260,018
Central Program Services:						
Staff Psychiatrist	10.5	12	12	4,156-5,429	759,228	762,084
Chief Central Prog Services	1	1	1	2,529-3,052	36,624	36,624
Psychologist-Clinical	5.3	6	6	2,415-2,913	197,514	200,520
Asst Chief Central Prog Services	-	1	1	2,303-2,778	27,636	28,980

4440 DEPARTMENT OF MENTAL HEALTH—Continued

ORGANIZATIONAL UNIT Classification	NUMBER OF POSITIONS			EXPENDITURES		
	Filed 1983-84	Authorized 1984-85	Proposed 1985-86	Actual 1983-84	Estimated 1984-85	Proposed 1985-86
				SALARY RANGE		
Teacher-Emotionally Handicapped	1	1	1	1,827-2,778	27,636	27,636
Catholic Chaplain	1	1	1	2,002-2,415	26,166	27,424
Jewish Chaplain	1	1	1	2,002-2,415	28,980	28,980
Protestant Chaplain	0.7	1	1	2,002-2,415	24,312	25,473
Sr Librarian	1	1	1	1,959-2,360	28,320	28,320
Psychiatric Social Worker	5.5	9.5	9.5	1,827-2,197	228,159	233,358
Phys Therapist II	0.3	1	1	1,827-2,197	21,924	22,944
Coordinator-Volunteer Services	0.4	1	1	1,745-2,098	23,394	24,504
Psychiatric Techn	6.7	5	5	1,376-1,706	98,952	98,952
Beauty Shop Mgr	1	1	1	1,265-1,630	17,962	18,252
Barbershop Mgr	1	1	1	1,265-1,630	17,892	17,892
Library Tech Asst I	-	2	2	1,214-1,551	31,944	32,514
Office Asst II-Typing	1.3	3	3	1,048-1,367	43,704	43,704
Temporary Help	-	7.9	7.9	-	84,342	84,342
Totals	37.7	56.4	56.4	\$1,321,446	\$1,724,689	\$1,742,503
Pharmacy:						
Pharmacy Services Mgr	0.8	1	1	2,778-3,357	37,956	39,813
Pharmacist II	2	2	2	2,778-3,052	71,719	73,248
Pharmacist I	14.8	16	16	2,529-2,778	527,400	530,328
Pharmacy Asst	9.9	11	11	1,214-1,425	182,732	185,391
Office Asst II-Typing	-	1	1	1,048-1,367	14,568	14,568
Totals	27.5	31	31	\$715,287	\$834,375	\$843,348
Dental Services:						
Dentist	2	2	2	3,440-4,816	108,227	109,704
Dental Lab Techn	1	1	1	1,706-2,251	24,612	24,612
Dental Asst	2	2	2	1,177-1,498	33,024	33,024
Totals	5	5	5	\$158,187	\$165,863	\$167,340
Public Health-employee Health:						
Public Health Nurse II	2	2	2	1,959-2,360	56,640	56,640
Psychiatric Techn	-	1	1	1,376-1,706	20,472	20,472
Totals	2	3	3	\$55,032	\$77,112	\$77,112
Medical Ancillary:						
Physician & Surgeon	6.4	6.7	6.7	3,780-5,429	420,423	420,423
Podiatrist	0.9	1	1	2,415-3,200	34,551	34,956
Registered Nurse III	-	-	-	1,868-2,472	-	-
Registered Nurse II	4.9	6	6	1,706-2,472	147,672	147,672
Electroencephalographic Techn	1	1	1	1,462-1,745	20,940	20,940
Psychiatric Techn	-	1	1	1,376-1,706	19,620	19,620
Totals	13.2	15.7	15.7	\$556,382	\$643,206	\$643,611
Laboratory-Radiology:						
Supvng Clinical Lab Technologist	1	1	1	2,098-2,529	30,348	30,348
Sr Clinical Lab Technologist	1	1	1	1,912-2,529	27,636	27,636
Clinical Lab Technologist	4.4	6	6	1,827-2,303	145,572	147,672
Sr X-Ray Techn	1	1	1	1,523-2,002	21,924	21,924
X-Ray Techn	1	1	1	1,462-1,912	20,940	20,940
Office Asst II-Typing	-	3	3	1,048-1,367	43,704	43,704
Lab Asst	0.4	1	1	1,055-1,321	13,212	13,644
Totals	8.8	14	14	\$211,318	\$303,336	\$305,868
Projects:						
Medical Residency Program:						
Chief Of Professional Educ	1	1	1	5,033-5,694	67,668	67,668
Medical Resident	11	11	11	2,188-3,602	337,638	352,275
Sr Medical Steno	-	1	1	1,331-1,577	18,924	18,924
Totals	12	13	13	\$377,939	\$424,230	\$438,867
Television Communications Center:						
Television Specialist	1	1	1	2,197-2,651	28,756	30,120
Totals	1	1	1	\$26,656	\$28,756	\$30,120
Totals, Clinical Services	855.5	1056.1	1056.1	\$21,537,057	\$25,659,656	\$26,354,007
Ancillary Services:						
Service And Supply:						
Hosp Gen Services Administrator II	1	1	1	2,197-2,651	30,348	31,812
Warehouse Mgr I	1	1	1	1,745-2,303	27,636	27,636
Property Clk II	-	1	1	1,591-2,098	19,992	19,992
Materials & Stores Supvr II	1	1	1	1,591-2,098	22,519	22,944
Materials & Stores Supvr I	0.1	1	1	1,401-1,827	17,224	17,986
Warehouse Worker	1.1	1	1	1,401-1,666	18,276	18,276
Sr Mach Opr	0.6	1	1	1,317-1,557	18,684	18,684
Office Techn-Typing	0.7	1	1	1,214-1,551	16,984	17,100
Sr Steno	0.3	-	-	1,236-1,512	-	-
Office Asst II-Typing	0.9	2	2	1,048-1,367	29,136	29,136
Office Asst II-Gen	-	3	3	1,048-1,309	43,704	43,704
Totals	6.7	13	13	\$137,449	\$243,603	\$247,270

4440 DEPARTMENT OF MENTAL HEALTH—Continued

1
2
3
4
5
6
7
8
9
10
11
12
13
14
15
16
17
18
19
20
21
22
23
24
25
26
27
28
29
30
31
32
33
34
35
36
37
38
39
40
41
42
43
44
45
46
47
48
49
50
51
52
53
54
55
56
57
58
59
60
61
62
63
64
65
66
67
68
69
70
71
72
73
74
75
76
77
78
79
80
81
82
83
84
85
86
87
88
89
90
91
92
93
94
95
96
97
98

ORGANIZATIONAL UNIT Classification	NUMBER OF POSITIONS			EXPENDITURES		
	Filled 1983-84	Authorized 1984-85	Proposed 1985-86	Actual 1983-84	Estimated 1984-85	Proposed 1985-86
Food Service:						
Preparation:						
				SALARY RANGE		
Director Of Dietetics	1	1	1	2,197-2,651	31,812	31,812
Asst Director Of Dietetics	2	2	2	1,827-2,197	52,728	52,728
Food Administrator I	6	5	5	1,706-2,051	123,060	123,060
Clinical Dietician	-	1	1	1,591-1,912	19,092	19,992
Materials & Stores Supvr I	0.9	1	1	1,401-1,827	18,215	19,024
Butcher-Meat Cutter II	1	1	1	1,371-1,786	19,560	19,560
Supvng Cook I	2.6	4	4	1,371-1,786	73,950	75,486
Warehouse Worker	1	1	1	1,401-1,666	18,276	18,276
Cook II	6.4	8	8	1,265-1,630	134,114	137,506
Baker I	1	1	1	1,265-1,630	17,892	17,892
Food Service Supvr I	5.3	-	-	1,222-1,565	-	-
Food Service Worker II	8.9	1	1	1,095-1,376	13,248	13,680
Office Asst II-Typing	1	1	1	1,048-1,367	14,568	14,568
Office Asst II-Gen	1	1	1	1,048-1,309	14,568	14,568
Food Service Worker I	75.8	18	18	1,018-1,269	248,798	251,022
Totals	113.9	46	46	\$1,719,230	\$799,881	\$809,174
Presentation:						
Food Service Supvr I	-	6	6	1,222-1,565	100,884	101,448
Food Service Worker II	-	11	11	1,095-1,367	163,548	164,412
Food Service Worker I	-	68	68	1,018-1,269	944,842	952,740
Totals	-	85	85	-	\$1,209,274	\$1,218,600
Clothing:						
Clothing Cntr Mgr	1	1	1	1,557-1,868	22,416	22,416
Seamer	2	2	2	1,265-1,630	35,784	35,784
Asst Seamer	1.6	2	2	1,095-1,376	28,692	29,136
Totals	4.6	5	5	\$80,477	\$86,892	\$87,336
Housekeeping Public Areas:						
Janitor Supvr III	1	1	1	1,342-1,745	19,092	19,092
Janitor Supvr II	2	2	2	1,239-1,591	35,088	35,088
Janitor Supvr I	3.5	2	2	1,114-1,407	28,980	29,436
Supvng Housekeeper I	1.5	2	2	1,114-1,407	31,056	31,056
Janitor	47.4	13	13	1,038-1,294	184,064	185,705
Housekeeper	1	1	1	1,038-1,294	14,376	14,376
Totals	56.4	21	21	\$781,925	\$312,656	\$314,753
Housekeeping Treatment Areas:						
Janitor Supvr I	-	2	2	1,114-1,407	31,056	31,056
Janitor	-	43	43	1,038-1,294	595,718	605,564
Totals	-	45	45	-	\$626,774	\$636,620
Laundry:						
Laundry Supvr II	1	1	1	1,491-1,959	21,136	21,432
Laundry Supvr I	1	2	2	1,265-1,630	33,072	33,696
Laundry Worker	8.8	9	9	1,135-1,437	140,648	142,044
Lauderer	6.2	9	9	1,095-1,376	132,668	133,679
Lauderer Asst	0.6	-	-	1,018-1,269	-	-
Totals	17.6	21	21	\$265,058	\$327,524	\$330,851
Transportation:						
Auto Pool Mgr I	1	1	1	1,666-2,197	24,024	24,024
Auto Mechanic	1.2	2	2	1,666-2,002	43,028	43,848
Auto Equipt Opr II	1	1	1	1,666-2,002	21,924	21,924
Auto Equipt Opr I	11.9	12	12	1,523-1,827	242,528	243,393
Totals	15.1	16	16	\$304,117	\$331,504	\$333,189
Totals, Ancillary Services	214.3	252	252	\$3,288,256	\$3,938,108	\$3,977,793
Plant Operations:						
Administration:						
Chief - Plant Operation III	1	1	1	2,450-2,954	35,448	35,448
Chief - Plant Operation II	1	1	1	2,336-2,820	33,840	33,840
Office Techn-Typing	-	1	1	1,214-1,551	17,100	17,100
Office Asst II-Typing	-	2	2	1,048-1,367	29,136	29,136
Totals	2	5	5	\$67,326	\$115,524	\$115,524
Maintenance Of Structures:						
Supvr - Bldg Trades	0.5	1	1	2,051-2,591	27,666	28,320
Painter Supvr	1	1	1	1,959-2,360	25,800	25,800
Plumber II	1	1	1	1,959-2,360	26,160	26,160
Sheet Metal Worker	1	1	1	1,868-2,251	24,612	24,612
Plumber I	2.6	3	3	1,868-2,251	73,836	73,836
Carpenter II	0.6	1	1	1,868-2,251	25,812	25,812
Fusion Welder	1	1	1	1,827-2,197	24,024	24,024
Mason I	0.9	1	1	1,786-2,150	21,432	22,416
Locksmith	1	1	1	1,786-2,150	23,508	23,508
Painter I	5.9	9	9	1,786-2,150	201,766	206,749
Carpenter I	4	4	4	1,786-2,150	94,032	94,032
Jr Architectural Asst	1	1	1	1,750-2,011	24,132	24,132
Bldg & Maint Worker	7.3	8	8	1,557-1,868	163,776	163,776
Pest Control Techn	-	1	1	1,523-1,666	18,276	19,092
Totals	27.8	34	34	\$621,455	\$774,832	\$782,269

4440 DEPARTMENT OF MENTAL HEALTH—Continued

1
2
3
4
5
6
7
8
9
10
11
12
13
14
15
16
17
18
19
20
21
22
23
24
25
26
27
28
29
30
31
32
33
34
35
36
37
38
39
40
41
42
43
44
45
46
47
48
49
50
51
52
53
54
55
56
57
58
59
60
61
62
63
64
65
66
67
68
69
70
71
72
73
74
75
76
77
78
79
80
81
82
83
84
85
86
87
88
89
90
91
92
93
94
95
96
97
98

ORCANIZATIONAL UNIT Classification	NUMBER OF POSITIONS			EXPENDITURES		
	Filled 1983-84	Authorized 1984-85	Proposed 1985-86	Actual 1983-84	Estimated 1984-85	Proposed 1985-86
Maintenance Of Grounds:				SALARY RANGE		
Supvng Groundskeeper II	1	1	1	1,745-2,303	24,024	25,176
Lead Groundskeeper	1	1	1	1,401-1,827	19,992	19,992
Groundskeeper	7.5	8	8	1,342-1,666	149,640	149,640
Totals	9.5	10	10	\$178,407	\$193,656	\$194,808
Utilities, Water And Sewage:						
Chief Engr II	0.2	1	1	2,077-2,505	29,862	30,060
Electrician Supvr	0.2	1	1	2,051-2,472	27,012	27,012
Stationary Engr	7.6	11	11	1,931-2,361	280,692	283,272
Steamfitter	0.9	1	1	1,868-2,251	24,612	24,612
Electrician I	3.2	4	4	1,868-2,251	96,252	97,344
Stationary Engr Apprentice	2	-	-	1,395-2,243	-	-
Boiler Room Tender	1.3	-	-	1,824-2,006	-	-
Totals	15.4	18	18	\$377,078	\$458,430	\$462,300
Fire Protection:						
Fire Chief	1	1	1	2,018-2,431	29,172	29,172
Totals	1	1	1	\$27,729	\$29,172	\$29,172
Totals, Plant Operations	55.7	68	68	\$1,271,995	\$1,571,614	\$1,584,073
MOD Temporary Help-LOC	1.2	-	-	67,337	-	-
Temporary Help-LOC	9.5	-	-	168,512	-	-
Temporary Help-Non-LOC	2	(7.9)	(7.9)	18,364	(84,342)	(84,342)
Overtime-LOC	9	-	-	218,140	-	-
Overtime-Non-LOC	4	-	-	115,843	194,566	194,566
Special Repairs	1	-	-	14,154	-	-
Totals, Metropolitan State Hospi- tal	1346.1	1557.1	1557.1	\$30,279,559	\$34,951,381	\$35,750,236
Patton State Hospital Administration:						
Executive:						
Chief Of Professional Educ	-	1	1	5,033-5,694	60,396	63,336
Staff Psychiatrist	0.3	2	2	4,156-5,429	129,541	130,296
C.E.A. III	1	1	1	3,357-4,464	53,568	53,568
Hosp Administrator	1	1	1	3,357-4,057	48,684	48,684
Mental Health Administrator I	1	1	1	2,913-3,518	42,216	42,216
Coordinator-Nursing Services	0.8	1	1	2,651-3,200	38,400	38,400
Stds Compliance Coordinator	0.8	1	1	2,529-3,052	36,624	36,624
Community Liaison Rep	0.8	1	1	2,529-3,052	36,624	36,624
Office Of Prog Review Consultant	1	1	1	2,529-3,052	36,624	36,624
Hosp Adm Resident IV	1	1	1	2,415-2,913	34,956	34,956
Assoc Covtl Prog Analyst	0.3	-	-	2,197-2,651	-	-
Clients-Patients Rights Advocate	1	1	1	2,197-2,651	31,812	31,812
Asst To Medical Director	1	1	1	2,197-2,651	31,812	31,812
Adm Asst II	0.2	1	1	2,197-2,651	30,021	31,272
Sr Special Investigator	1	1	1	2,113-2,546	28,500	29,862
Hosp Adm Resident II	0.6	1	1	1,827-2,197	22,519	23,574
Sr Medical Transcriber	1	1	1	1,331-1,729	18,924	18,924
Exec Secty I	1.1	1	1	1,389-1,653	19,836	19,836
Sr Medical Steno	0.3	-	-	1,331-1,577	-	-
Occupational Techn-Cen	0.2	-	-	1,177-1,565	-	-
Secty	2.7	4	4	1,236-1,512	66,084	68,154
Hosp Adm Resident I	0.4	-	-	1,288-1,401	-	-
Office Asst II-Typing	0.2	-	-	1,048-1,367	-	-
Steno	1.2	1	1	1,029-1,339	12,804	13,232
Office Occupations Clk	0.2	-	-	913-1,048	-	-
Totals	19.1	23	23	\$546,964	\$779,945	\$789,806
Information Systems:						
Programmer II	-	1	1	1,827-2,197	21,924	23,016
Programmer I	1.2	1	1	1,407-1,827	16,884	17,604
Word Proc Techn	0.9	2	2	1,048-1,309	28,987	29,792
Hosp Peace Off I	0.1	-	-	1,604-1,924	-	-
Totals	2.2	4	4	\$38,036	\$67,795	\$70,412
Medical Records:						
Medical Record Off	1.9	2	2	1,768-2,336	47,170	48,197
Correctional Records Specialist	0.9	1	1	1,523-2,002	20,703	21,678
Correctional Case Records Asst	1.4	2	2	1,342-1,745	36,341	37,307
Sr Medical Transcriber	1	1	1	1,331-1,729	18,924	18,924
Health Record Techn II	1.3	2	2	1,358-1,611	32,592	34,104
Mgt Services Techn	0.2	-	-	1,177-1,565	-	-
Office Services Supvr I-Typing	0.1	-	-	1,214-1,551	-	-
Office Techn-Typing	0.4	1	1	1,214-1,551	14,614	15,169
Medical Transcriber	5.5	6	6	1,191-1,517	96,788	98,028
Sr Steno	0.1	-	-	1,236-1,512	-	-
Secty	-	1	1	1,236-1,512	14,832	15,396
Health Record Techn I	4	4	4	1,214-1,425	67,820	68,400
Office Asst II-Typing	4.2	3.5	3.5	1,048-1,367	49,794	50,232
Office Asst II-Cen	6.1	7	7	1,048-1,309	99,448	100,312
Janitor	0.4	1	1	1,038-1,294	14,376	14,376
Office Asst I-Typing	-	1	1	976-1,126	12,954	13,374
Office Asst I-Cen	0.3	-	-	944-1,087	-	-
Seasonal Clk	0.7	2	2	846-967	20,300	20,300
Totals	28.5	34.5	34.5	\$452,714	\$546,656	\$555,797

4440 DEPARTMENT OF MENTAL HEALTH—Continued

ORGANIZATIONAL UNIT	NUMBER OF POSITIONS			EXPENDITURES		
	Classification	Filled 1983-84	Authorized 1984-85	Proposed 1985-86	Actual 1983-84	Estimated 1984-85
				SALARY RANGE		
Fiscal:						
Sr Acctg Off-Supvr	1	1	1	2,197-2,651	30,958	31,812
Accountant I - Supvr	0.9	1	1	1,401-1,827	19,392	19,992
Mgt Services Techn	-	2	2	1,177-1,565	32,511	33,795
Sr Acct Clk	1.5	3	3	1,214-1,551	46,236	47,340
Acct Clk II	2.4	3	3	1,087-1,367	41,868	42,744
Totals	5.8	10	10	\$103,727	\$170,965	\$175,683
Trust:						
Patient Benefit & Ins Off II	1	1	1	2,150-2,591	30,973	31,092
Office Services Supvr I-Typing	0.9	1	1	1,214-1,551	17,100	17,100
Sr Acct Clk	0.8	1	1	1,214-1,551	14,568	15,120
Office Asst II-Typing	2.7	3	3	1,048-1,367	41,556	42,492
Acct Clk II	0.9	1	1	1,087-1,367	13,374	13,812
Office Asst II-Gen	1	1	1	1,048-1,309	14,568	14,568
Bookkeeping Mach Opr II	1	1	1	1,126-1,309	15,708	15,708
Totals	8.3	9	9	\$135,445	\$147,847	\$149,892
Eligibility Unit:						
Hosp Social Worker II	0.8	1	1	1,498-1,794	21,528	21,528
Office Asst II-Typing	1	1	1	1,048-1,367	14,568	14,568
Totals	1.8	2	2	\$30,196	\$36,096	\$36,096
Personnel:						
Staff Services Mgr I	1	1	1	2,415-2,913	34,956	34,956
Labor Relations Analyst	0.2	1	1	2,197-2,651	26,576	27,860
Hosp Health & Safety Coordinator	0.9	1	1	2,197-2,651	31,446	31,812
Staff Services Analyst-Gen	0.9	2	2	1,407-2,197	43,848	43,848
Personnel Asst III	0.5	1	1	1,611-1,939	22,758	23,268
Personnel Asst II	1.5	1	1	1,481-1,768	21,216	21,216
Occupational Techn-Gen	0.8	1	1	1,177-1,565	18,780	18,780
Personnel Asst I	5.9	7	7	1,126-1,551	119,477	121,865
Office Techn-Typing	0.3	1	1	1,214-1,551	17,100	17,100
Secty	1	1	1	1,236-1,512	17,448	17,448
Office Asst II-Typing	0.9	2	2	1,048-1,367	28,380	28,872
Office Asst II-Gen	0.7	-	-	1,048-1,309	-	-
Totals	14.6	19	19	\$280,721	\$381,985	\$387,025
Communications:						
Supvng Telephone Opr	0.1	1	1	1,358-1,611	17,897	18,672
Sr Telephone Opr	0.9	-	-	1,214-1,425	-	-
Telephone Opr	5.9	6	6	1,048-1,214	88,448	88,448
Totals	6.9	7	7	\$101,711	\$106,345	\$107,120
Training:						
Psychiatric Nursing Educ Director	1	1	1	2,251-2,717	32,604	32,604
Trng Off I	1	1	1	2,197-2,651	29,436	30,836
Nurse Instructor	2	2	2	2,051-2,472	59,328	59,328
Office Asst II-Typing	0.5	1	1	1,048-1,367	14,524	14,568
Psychiatric Techn Trainee	3.5	-	-	1,177-1,269	-	-
Totals	8	5	5	\$174,446	\$135,892	\$137,336
Totals, Administration	95.2	113.5	113.5	\$1,863,960	\$2,373,526	\$2,409,167
Clinical Services:						
Program Administration:						
Mental Health Prog Adm I	-	1	1	2,913-3,518	34,956	36,704
Prog Director-Mental Programs	5.7	6	6	2,651-3,200	228,624	230,400
Coordinator-Nursing Services	0.2	-	-	2,651-3,200	-	-
Chief Central Prog Services	0.2	-	-	2,529-3,052	-	-
Community Liaison Rep	0.3	-	-	2,529-3,052	-	-
Prog Asst-Mental Programs	5.6	6	6	2,415-2,913	198,582	201,374
Nursing Coordinator	6.5	7	7	2,251-2,717	219,360	222,075
Registered Nurse III	8.3	11	11	1,868-2,472	303,164	303,164
Health Services Specialist I	15.4	15	15	1,868-2,251	391,407	395,188
Hosp Social Worker II	0.2	-	-	1,498-1,794	-	-
Sr Medical Transcriber	2	2	2	1,331-1,729	37,848	37,848
Sr Medical Steno	2	2	2	1,331-1,577	37,848	37,848
Office Techn-Typing	0.6	-	-	1,214-1,551	-	-
Medical Transcriber	1	1	1	1,191-1,517	16,572	16,740
Sr Steno	0.9	1	1	1,236-1,512	17,448	17,448
Steno	0.2	-	-	1,029-1,339	-	-
Office Asst II	-	5	5	1,048-1,367	66,870	69,060
Totals	49.1	57	57	\$1,365,338	\$1,552,679	\$1,567,849
Level of Care:						
Professional:						
Physician & Surgeon	3.5	6	6	3,780-5,429	354,316	362,690
Staff Psychiatrist	20.8	28	28	4,156-5,429	1,705,756	1,742,713
Psychologist-Clinical	13.5	16	16	2,415-2,913	521,075	531,435
Psychiatric Social Worker	25.9	34.8	34.8	1,827-2,197	874,878	888,824
Rehab Therapist	21.4	30	30	1,523-1,827	612,141	622,898
Rehab Therapist-Industrial	-	2	2	1,523-1,827	43,848	43,848

4440 DEPARTMENT OF MENTAL HEALTH—Continued

ORGANIZATIONAL UNIT Classification	NUMBER OF POSITIONS			EXPENDITURES		
	Filled 1983-84	Authorized 1984-85	Proposed 1985-86	Actual 1983-84	Estimated 1984-85	Proposed 1985-86
				SALARY RANGE		
Rehab Therapist-Occupational	1	2	2	1,523-1,827	41,841	42,785
Teacher	0.1	2.2	2.2	1,827-2,197	71,944	71,944
Model Treatment-Phase I	-	-	-	-	339,000	678,000
Totals	86.2	121	121	\$3,027,161	\$4,564,799	\$4,985,137
Nursing:						
Nurse Practitioner	1	3	3	2,150-2,845	81,152	84,997
Registered Nurse III	4.5	4	4	1,868-2,472	103,452	104,544
Registered Nurse II	61.1	67	67	1,706-2,472	1,610,756	1,633,448
Nursing Treatment Specialist	3.2	4	4	1,959-2,360	110,380	111,484
Registered Nurse I	5.4	3	3	1,591-2,303	63,294	66,134
Unit Supvr	18.7	19	19	1,868-2,251	504,605	507,522
Sr Psychiatric Techn	56.7	62	62	1,491-1,868	1,371,736	1,378,090
Psychiatric Techn	424.7	454	454	1,376-1,706	8,801,765	8,945,761
Pre-Registered Nurse	0.8	-	-	1,523-1,666	-	-
Janitor Supvr II	1	1	1	1,239-1,591	19,092	19,092
Supvng Housekeeper I	7	7	7	1,114-1,407	117,456	117,456
Pre-Licensed Psychiatric Techn	10.1	21	21	1,269-1,376	328,976	341,492
Office Asst II-Typing	3.5	-	-	1,048-1,367	-	-
Janitor	2.5	3	3	1,038-1,294	43,128	43,128
Psychiatric Techn Trainee	-	13	13	1,177-1,269	187,896	195,036
Student Asst	0.2	-	-	935-1,246	-	-
Hosp Worker	15.6	14	14	1,038-1,198	200,970	201,378
Office Asst I-Typing	-	-	-	976-1,126	-	-
Model Treatment-Phase I	-	-	-	-	465,000	930,000
Totals	616	675	675	\$12,450,545	\$14,009,658	\$14,679,562
Central Program Services:						
Chief, Central Prog Services	1	1	1	2,778-3,052	36,624	36,624
Asst Chief Central Prog Services	2	2	2	2,303-2,778	66,672	66,672
Teacher-Librarian	1	1	1	1,827-2,778	33,336	33,336
Catholic Chaplain	1	1	1	2,002-2,415	25,572	26,788
Protestant Chaplain	0.8	1	1	2,002-2,415	24,024	25,176
Voc Rehab Counselor	2	2	2	1,827-2,197	52,233	52,728
Librarian	1	1	1	1,786-2,150	23,876	25,008
Coordinator-Volunteer Services	1	1	1	1,745-2,098	25,176	25,176
Support Services Asst-Interpreter	0.1	0.5	0.5	1,481-2,029	9,801	10,222
Audiologist I	1	1	1	1,666-2,002	24,024	24,024
Rehab Therapist-Recreation	0.9	1	1	1,523-1,827	21,924	21,924
Rehab Therapist-Occupational	2.8	-	-	1,523-1,827	-	-
Psychiatric Techn	2.3	3	3	1,376-1,706	59,712	59,712
Beauty Shop Mgr	0.9	1	1	1,265-1,630	19,560	19,560
Office Asst II-Typing	2	2	2	1,048-1,367	28,608	29,136
Social Service Asst II	1	1	1	1,156-1,347	16,164	16,164
Social Service Asst I	1.8	1	1	1,038-1,198	14,376	14,376
Temporary Help	-	7.5	7.5	-	78,000	78,000
Totals	22.6	28	28	\$498,961	\$559,682	\$564,626
Pharmacy:						
Pharmacist II	0.9	1	1	2,778-3,052	35,095	36,624
Pharmacist I	3.8	4	4	2,529-2,778	130,356	131,820
Pharmacy Asst	3.9	4	4	1,214-1,425	65,694	66,420
Totals	8.6	9	9	\$214,381	\$231,145	\$234,864
Dental Services:						
Chief Dentist	1	1	1	3,888-4,935	56,448	56,448
Dentist	1	1	1	3,440-4,816	54,852	54,852
Dental Asst	2	2	2	1,177-1,498	33,024	33,024
Totals	4	4	4	\$140,238	\$144,324	\$144,324
Public Health-Employee Health:						
Registered Nurse II	3	4	4	1,706-2,472	94,788	95,760
Public Health Nurse II	1.9	2	2	1,959-2,360	51,828	52,932
Surgical Nurse I	1	1	1	1,706-2,051	24,612	24,612
Psychiatric Techn	1	1	1	1,376-1,706	20,472	20,472
Totals	6.9	8	8	\$166,644	\$191,700	\$193,776
Medical Ancillary:						
Staff Psychiatrist	0.6	1	1	4,156-5,429	65,148	65,148
Physician & Surgeon	2.2	3	3	3,780-5,429	191,820	191,820
Podiatrist	0.2	0.5	0.5	2,415-3,200	17,478	17,478
Phys Therapist II	1	1	1	1,827-2,197	26,364	26,364
Phys Therapist I	0.1	-	-	1,591-1,912	-	-
Electroencephalographic Techn	1	1	1	1,462-1,745	20,940	20,940
Psychiatric Techn	2	2	2	1,376-1,706	39,788	40,092
Office Techn-Typing	0.3	1	1	1,214-1,551	15,844	16,516
Totals	7.4	9.5	9.5	\$266,611	\$377,382	\$378,358
Laboratory-Radiology:						
Supvng Clinical Lab Technologist	1	1	1	2,098-2,529	30,348	30,348
Clinical Lab Technologist	3.4	3.5	3.5	1,827-2,303	86,745	87,270
X-Ray Techn	2	2	2	1,462-1,912	40,932	41,880
Sr Lab Asst	0.7	1	1	1,222-1,437	14,664	15,228
Lab Asst	1	1	1	1,055-1,321	15,852	15,852
Totals	8.1	8.5	8.5	\$176,706	\$188,541	\$190,578
Totals, Clinical Services	808.9	920	920	\$18,306,585	\$21,819,910	\$22,939,074

4440 DEPARTMENT OF MENTAL HEALTH—Continued

ORGANIZATIONAL UNIT	NUMBER OF POSITIONS			EXPENDITURES		
	Filled 1983-84	Authorized 1984-85	Proposed 1985-86	Actual 1983-84	Estimated 1984-85	Proposed 1985-86
Ancillary Services:						
Service And Supply:						
				SALARY RANGE		
Hosp Gen Services Administrator II ..	1	1	1	2,197-2,651	31,812	31,812
Warehouse Mgr I ..	0.5	1	1	1,745-2,303	21,432	22,434
Hosp Gen Services Administrator I	1	1	1	1,827-2,197	26,364	26,364
Property Clk II ..	1	1	1	1,591-2,098	22,944	22,944
Upholsterer ..	1	1	1	1,491-1,959	19,940	20,872
Materials & Stores Supvr I ..	2	2	2	1,401-1,827	38,539	39,385
Warehouse Worker ..	1	1	1	1,401-1,666	18,276	18,276
Office Techn-Gen ..	1	1	1	1,214-1,551	17,100	17,100
Stock Clk ..	1	1	1	1,168-1,486	16,404	16,404
Laborer ..	1	-	-	1,342-1,462	-	-
Mach Opr II -Gen ..	1	1	1	1,177-1,376	16,467	16,512
Office Asst II-Typing ..	0.8	1	1	1,048-1,367	14,568	14,568
Office Occupations Clk ..	0.8	1	1	913-1,048	12,744	12,744
Totals ..	13.1	13	13	\$249,052	\$256,590	\$259,415
Food Service:						
Preparation:						
Director Of Dietetics ..	0.9	1	1	2,197-2,651	27,212	28,532
Asst Director Of Dietetics ..	0.7	2	2	1,827-2,197	44,188	46,248
Supvng Cook II ..	0.3	1	1	1,557-2,051	18,684	19,560
Clinical Dietitian ..	3.5	6	6	1,591-1,912	122,038	127,610
Materials & Stores Supvr I ..	1	1	1	1,401-1,827	19,992	19,992
Butcher-Meat Cutter II ..	1	1	1	1,371-1,786	19,560	19,560
Food Service Supvr II ..	1	1	1	1,371-1,786	18,512	19,300
Supvng Cook I ..	3.4	4	4	1,371-1,786	76,991	77,785
Cook II ..	8.5	9	9	1,265-1,630	158,058	159,774
Office Techn-Typing ..	0.5	1	1	1,214-1,551	15,365	15,998
Stock Clk ..	1	1	1	1,168-1,486	16,404	16,404
Cook I ..	3.6	3	3	1,135-1,437	47,192	47,556
Food Service Worker II ..	23	4	4	1,095-1,376	60,912	60,912
Acct Clk II ..	1	1	1	1,087-1,367	14,260	14,798
Office Asst II-Typing ..	1	1	1	1,048-1,309	14,568	14,568
Office Asst II-Gen ..	0.3	1	1	1,048-1,309	14,304	14,568
Janitor ..	1	1	1	1,038-1,294	13,947	14,376
Food Service Worker I ..	59.6	9	9	1,018-1,269	125,838	126,264
Service Asst-Hosp ..	4	3	3	967-1,114	40,356	40,356
Service Asst-Food ..	3.9	3	3	935-1,075	39,096	39,096
Totals ..	119.2	54	54	\$1,745,181	\$907,477	\$923,257
Presentation:						
Food Service Supvr I ..	3.8	4	4	1,222-1,565	66,285	68,427
Food Service Worker II ..	-	21	21	1,095-1,376	313,002	315,144
Food Service Worker I ..	-	59	59	1,018-1,269	812,378	819,466
Service Asst-Hosp ..	-	1	1	967-1,114	13,452	13,452
Service Asst-Food ..	-	1	1	935-1,075	13,032	13,032
Totals ..	3.8	86	86	\$61,250	\$1,218,149	\$1,229,521
Clothing:						
Seamer ..	2.9	3	3	1,265-1,630	51,451	53,506
Totals ..	2.9	3	3	\$46,118	\$51,451	\$53,506
Housekeeping--Public Areas:						
Janitor Supvr III ..	1	1	1	1,342-1,745	19,092	19,092
Supvng Housekeeper I ..	1	1	1	1,114-1,407	15,528	15,528
Office Asst II-Typing ..	0.3	1	1	1,048-1,367	13,094	13,514
Janitor ..	11.7	13	13	1,038-1,294	185,444	186,748
Totals ..	14	16	16	\$200,347	\$233,158	\$234,882
Housekeeping--Treatment Areas:						
Supvng Housekeeper II ..	1	1	1	1,239-1,591	17,544	17,544
Supvng Housekeeper I ..	2	2	2	1,114-1,407	31,056	31,056
Janitor ..	14.3	16	16	1,038-1,294	226,452	228,145
Totals ..	17.3	19	19	\$246,543	\$275,052	\$276,745
Laundry:						
Laundry Supvr I ..	1	1	1	1,265-1,630	17,892	17,892
Laundry Worker ..	2	2	2	1,135-1,437	31,704	31,704
Lauderer ..	2	2	2	1,095-1,376	30,456	30,456
Totals ..	5	5	5	\$77,784	\$80,052	\$80,052
Transportation:						
Auto Pool Mgr I ..	1	1	1	1,666-2,197	24,024	24,024
Auto Equipt Opr II ..	1	1	1	1,666-2,002	21,924	21,924
Auto Mechanic ..	2	2	2	1,666-2,002	43,766	43,848
Hosp Peace Off I ..	1	1	1	1,604-1,924	23,088	23,088
Auto Equipt Opr I ..	11.4	11	11	1,523-1,827	217,296	219,012
Social Service Asst I ..	0.2	1	1	1,038-1,198	14,376	14,376
Totals ..	16.6	17	17	\$330,794	\$344,474	\$346,272
Totals, Ancillary Services ..	191.9	213	213	\$2,957,069	\$3,366,403	\$3,403,650

4440 DEPARTMENT OF MENTAL HEALTH—Continued

ORGANIZATIONAL UNIT Classification	NUMBER OF POSITIONS			EXPENDITURES		
	Filed 1983-84	Authorized 1984-85	Proposed 1985-86	Actual 1983-84	Estimated 1984-85	Proposed 1985-86
Plant Operations:						
Administration:				SALARY RANGE		
Chief - Plant Operation III	1	1	1	2,450-2,954	35,448	35,448
Chief - Plant Operation I	1.2	1	1	2,230-2,691	32,292	32,292
Office Techn-Typing	0.8	1	1	1,214-1,551	15,414	16,056
Office Asst II-Typing	0.3	1	1	1,048-1,367	14,172	14,568
Janitor	0.5	-	-	1,038-1,294	-	-
Totals	3.8	4	4	\$95,079	\$97,326	\$98,364
Maintenance Of Structures:						
Supvr - Building Trades	0.5	1	1	2,051-2,591	27,666	28,320
Plumber Supvr	1	1	1	2,051-2,472	27,012	27,012
Painter Supvr	1	1	1	1,959-2,360	28,320	28,320
Carpenter Supvr	1	1	1	1,959-2,360	25,404	25,800
Plumber I	2.8	3	3	1,868-2,251	72,368	73,468
Sheet Metal Worker	1	1	1	1,868-2,251	24,612	24,612
Painter II	2	2	2	1,868-2,251	51,624	51,624
Fusion Welder	1	1	1	1,827-2,197	24,024	24,024
Locksmith	0.9	1	1	1,786-2,150	23,508	23,508
Painter I	4	4	4	1,786-2,150	94,032	94,032
Carpenter I	3	3	3	1,786-2,150	70,524	70,524
Bldg & Maint Worker	8	8	8	1,557-1,868	164,370	165,264
Materials & Stores Supvr I	1	1	1	1,401-1,827	19,992	19,992
Pest Control Techn	1	1	1	1,523-1,666	19,992	19,992
Drafting Aid I	0.7	1	1	1,135-1,321	14,136	14,664
Totals	28.9	30	30	\$644,973	\$687,584	\$691,156
Maintenance Of Grounds:						
Supvng Groundskeeper II	1	1	1	1,745-2,303	27,636	27,636
Supvng Groundskeeper I	0.3	-	-	1,591-2,098	-	-
Auto Equipt Opr I	0.2	1	1	1,523-1,827	19,992	19,992
Lead Groundskeeper	0.4	1	1	1,401-1,827	21,350	21,924
Groundskeeper	2.8	4	4	1,342-1,666	73,077	74,523
Laborer	-	1	1	1,342-1,462	17,544	17,544
Totals	4.7	8	8	\$98,830	\$159,599	\$161,619
Utilities, Water, And Sewage:						
Chief Engr I	1	1	1	2,253-2,478	27,636	27,636
Electrician Supvr	1	1	1	2,051-2,472	27,012	27,012
Stationary Engr	9.8	12	12	1,931-2,361	309,024	309,024
Electrician I	1.6	2	2	1,868-2,251	47,028	48,120
Electronics Techn	1	1	1	1,630-2,150	23,508	23,508
Boiler Room Tender	1.5	-	-	1,824-2,006	-	-
Totals	15.9	17	17	\$398,062	\$434,208	\$435,300
Fire Protection:						
Fire Chief	1	1	1	2,018-2,431	29,172	29,172
Totals	1	1	1	\$27,729	\$29,172	\$29,172
Totals, Plant Operations	54.3	60	60	\$1,264,673	\$1,407,889	\$1,415,611
Temporary Help-LOC	4.9	-	-	101,683	-	-
Temporary Help-Non-LOC	15.3	(7.5)	(7.5)	232,393	(78,000)	(78,000)
Overtime-Non LOC	27.9	-	-	415,359	268,000	268,000
Totals, Patton State Hospital	1,198.4	1,306.5	1,306.5	\$25,141,722	\$29,235,728	\$30,435,502
TOTALS, AUTHORIZED POSITIONS STATE						
HOSPITALS	3,695.3	4,433.8	4,433.8	\$80,370,260	\$98,599,959	\$102,489,701
Regular/Ongoing Positions	3,563.9	4,414.1	4,414.1	\$77,743,976	\$97,794,064	\$101,683,806
Temporary Help-LOC	16.2	-	-	291,400	-	-
Temporary Help-Non LOC	18.8	19.7	19.7	377,249	213,298	213,298
Psych Tech Training	39.6	-	-	497,695	-	-
Overtime-LOC	16.6	-	-	546,089	-	-
Overtime-Non LOC	33.6	-	-	702,557	592,597	592,597
Special Repairs	2.8	-	-	28,308	-	-
Compensatory Education	0.5	-	-	5,894	-	-
Motion Picture Operator	0.1	-	-	3,282	-	-
Chaplain	0.1	-	-	6,645	-	-
MOD Temporary Help-LOC	3	-	-	156,210	-	-
Parttime Firefighter	0.1	-	-	10,955	-	-
TOTALS AUTHORIZED POSITIONS	4,296.8	5,053.5	5,040.5	\$95,737,500	\$114,466,460	\$118,179,238
Regular/Ongoing	4,164.6	5,033	5,020	93,074,021	113,524,565	\$117,237,343
Temporary Help	82	20.5	20.5	1,408,175	257,298	257,298
Overtime	50.2	-	-	1,255,304	684,597	684,597

5100 EMPLOYMENT DEVELOPMENT DEPARTMENT *

1
2
3
4
5
6
7
8
9
10
11
12
13
14
15
16
17
18
19
20
21
22
23
24
25
26
27
28
29
30
31
32
33
34
35
36
37
38
39
40
41
42
43
44
45
46
47
48
49
50
51
52
53
54
55
56
57
58
59
60
61
62
63
64
65
66
67
68
69
70
71
72
73
74
75
76
77
78
79
80
81
82
83
84
85
86
87
88
89
90
91
92
93
94
95
96
97
98

ORGANIZATIONAL UNIT Classification	NUMBER OF POSITIONS			EXPENDITURES		
	Filled 1983-84	Authorized 1984-85	Proposed 1985-86	Actual 1983-84	Estimated 1984-85	Proposed 1985-86
Office Of The Director						
Directors Office:						
Director-EDD	1	1	1	\$57,829	\$57,829	\$57,829
C.E.A. IV	1	1	1	3,618-4,680	56,160	56,160
Chief Dep Director	0.7	1	1	4,486	53,832	53,832
C.E.A. III	-	1	1	3,357-4,464	40,284	42,216
C.E.A. II	0.9	-	-	3,052-4,057	-	-
Special Advisor	1	1	1	3,975	47,700	47,700
Special Projects Coordinator	1	1	1	3,372-3,534	42,408	42,408
Dep Director Spec Emp Services	0.7	1	1	3,372-3,534	42,408	42,408
Assoc Govtl Prog Analyst	-	1	1	2,197-2,651	26,364	27,636
Special Asst To Director	0.3	1	1	1,827-2,197	22,349	23,394
Secretarial Asst	1	1	1	1,750-1,921	21,000	22,020
Secretarial Asst	1	1	1	1,750-1,921	22,192	23,052
Exec Secty II	1.4	1	1	1,512-1,809	21,708	21,708
Temporary Help	-	0.2	0.2	-	10,000	10,000
Totals	10	12.2	12.2	\$373,202	\$464,234	\$470,363
Legislative Liaison Office:						
Chief-Legis Liaison	0.6	1	1	3,708-3,888	44,496	46,656
Legis Specialist	1	1	1	2,792-2,925	35,100	35,100
Staff Services Mgr I	0.9	-	-	2,415-2,913	-	-
Assoc Govtl Prog Analyst	3	3	3	2,197-2,651	94,704	95,436
Employment Develmt Specialist II	0.6	1	1	2,197-2,651	30,592	31,812
Sr Legal Steno	1	1	1	1,331-1,729	15,972	16,668
Exec Secty I	1	1	1	1,389-1,653	19,836	19,836
Office Techn-Typing	1.5	1.9	1.9	1,214-1,551	28,512	29,661
Totals	9.6	9.9	9.9	\$250,630	\$269,212	\$275,169
Communications Office:						
Chief-Communication Office	0.9	1	1	3,708-3,888	45,936	46,656
Info Off II	1	1	1	2,651-3,200	31,812	33,336
Publications Specialist	1	1	1	2,542-2,664	31,968	31,968
Motion Picture Specialist	0.6	0.6	0.6	2,197-2,651	19,883	19,883
Info Off I	3.3	4	4	2,197-2,651	120,222	122,950
Office Techn-Gen	1	1	1	1,214-1,551	17,100	17,100
Office Asst II-Typing	0.8	1	1	1,048-1,367	13,269	13,698
Totals	8.6	9.6	9.6	\$246,447	\$280,190	\$285,591
Legal Office:						
Asst Chief Counsel	1	1	1	3,780-4,571	54,852	54,852
Staff Counsel III	3.6	4	4	3,602-4,360	205,867	208,260
Chief-Legal Office	-	7	7	4,077-4,274	48,924	51,288
Staff Counsel II	7	7	7	3,128-3,780	295,256	300,772
Staff Counsel I	2.1	0.8	0.8	2,845-3,440	28,636	30,029
Legal Counsel	0.1	1	1	2,051-2,591	28,432	29,783
Legal Analyst	3	3	3	1,827-2,197	73,620	75,844
Graduate Legal Asst	0.6	1	1	1,868-2,051	24,612	24,612
Legal Support Supvr I	1	1	1	1,512-1,983	21,708	21,708
Sr Legal Typist	2.8	3	3	1,331-1,729	56,707	56,772
Legal Secty	1	1	1	1,450-1,729	20,748	20,748
Sr Legal Steno	3.2	4.6	4.6	1,331-1,729	86,048	86,804
Temporary Help	-	0.4	0.4	-	4,500	4,500
Totals	25.4	28.8	28.8	\$833,335	\$949,910	\$965,972
Monitor Advocate Office:						
Employment Develmt Specialist III	0.3	1	1	2,415-2,913	35,316	35,316
Employment Prog Mgr II	0.3	1	1	2,415-2,913	35,316	35,316
Employment Develmt Specialist II	0.7	2	2	2,197-2,651	63,984	63,984
Staff Services Analyst-Gen	1	1	1	1,407-2,197	23,934	25,056
Employment Prog Rep	1.5	1	1	1,407-2,002	24,384	24,384
Exec Secty I	0.9	1	1	1,389-1,653	19,836	19,836
Office Techn-Typing	0.9	1	1	1,214-1,551	17,100	17,100
Temporary Help	-	0.1	0.1	-	1,000	1,000
Totals	5.6	8.1	8.1	\$134,899	\$220,870	\$221,992
Equal Employment Opportunity Office:						
Staff Services Mgr II-Supvy	1	1	1	2,651-3,200	38,400	38,400
Assoc Govtl Prog Analyst	2.7	3	3	2,197-2,651	91,596	94,460
Staff Services Analyst-Gen	1.8	2	2	1,407-2,197	52,728	52,728
Secty	0.8	1	1	1,236-1,512	17,448	17,448
Office Asst II-Typing	1	1	1	1,048-1,367	14,568	14,568
Totals	7.3	8	8	\$189,101	\$214,740	\$217,604
Gov Comm For Emp Of Handicapped:						
Staff Services Mgr I	1	1	1	2,415-2,913	34,956	34,956
Staff Services Analyst-Gen	1.8	1.8	1.8	1,407-2,197	39,657	40,755
Temporary Help	-	1.2	1.2	-	16,500	16,500
Totals	2.8	4	4	\$70,826	\$91,113	\$92,211
Job Training Partnership Office:						
Employment Develmt Administrator	1.6	2	2	2,913-3,518	77,172	78,840
Staff Services Mgr III	2.3	2	2	2,913-3,518	69,912	73,248

*The Salary Range and the amounts shown in 1984-85 and 1985-86 for this department do not reflect the 1984-85 fiscal year salary increase adjustment. This adjustment is reflected in the departmental Summary by Object of the Governor's Budget.

5100 EMPLOYMENT DEVELOPMENT DEPARTMENT—Continued

ORGANIZATIONAL UNIT Classification	NUMBER OF POSITIONS			EXPENDITURES		
	Filled 1983-84	Authorized 1984-85	Proposed 1985-86	Actual 1983-84	Estimated 1984-85	Proposed 1985-86
				SALARY RANGE		
Staff Services Mgr II-Supvy	4.1	2	2	2,651-3,200	76,800	76,800
Staff Services Mgr I	8	8	8	2,415-2,913	278,973	279,648
Staff Adm Analyst (Acctg Sys)	1	1	1	2,415-2,913	34,956	34,956
Financial Mgt Auditor III	1	1	1	2,197-2,651	28,644	30,006
Assoc Govtl Prog Analyst	30.8	33	33	2,197-2,651	986,407	1,011,945
Employment Develmt Spec II	-	1	1	2,197-2,651	31,812	31,812
Staff Services Analyst-Gen	11.5	8	8	1,407-2,197	186,099	192,037
Exec Secty I	1	1	1	1,389-1,653	19,836	19,836
Mgt Services Techn	1.5	1	1	1,177-1,565	18,713	18,780
Office Techn-Typing	1.5	1	1	1,214-1,551	17,100	17,100
DP Techn	1	1	1	1,198-1,523	18,239	18,276
Office Asst II-Typing	6	5	5	1,048-1,367	72,840	72,840
Steno	0.9	1	1	1,029-1,339	15,255	15,396
Word Processing Techn	1.1	1	1	1,048-1,309	15,610	15,708
Key Data Opr	1	1	1	976-1,309	14,752	15,316
Special Consultant	0.4	-	-	-	-	-
Temporary Help	-	2.8	2.8	-	31,000	31,000
Totals	74.7	72.8	72.8	\$2,038,745	\$1,994,120	\$2,033,544
Calif Worksite Ed & Training Unit:						
Director ¹	-	1	-	3,933	47,196	-
Staff Services Mgr I	2	2	2	2,415-2,913	69,912	69,912
Contract Coordinator	0.5	-	-	2,542-2,664	-	-
Assoc Govtl Prog Analyst	3.6	3.5	3.5	2,197-2,651	95,329	99,886
Employment Develmt Specialist II	1	1	1	2,197-2,651	31,524	31,812
Staff Services Analyst-Gen	3	2	2	1,407-2,197	51,444	52,629
Steno	0.6	1	1	1,029-1,339	15,396	15,396
Mgt Services Asst	0.5	-	-	1,038-1,198	-	-
Temporary Help	-	0.7	0.7	-	9,500	9,500
Totals	11.2	11.2	10.2	\$308,129	\$320,301	\$279,135
Temporary Help	6.7	-	-	(96,910)	-	-
Overtime	-	-	-	(5,859)	7,000	7,000
Totals, Office of The Director	161.9	164.6	163.6	\$4,548,083	\$4,811,690	\$4,848,581
Management Review & Support Branch						
Deputy Directors Office:						
C.E.A. III	0.9	1	1	3,357-4,464	53,568	53,568
Staff Services Mgr III	1	1	1	2,913-3,518	34,956	36,624
Staff Services Mgr II-Supvy	0.7	-	-	2,651-3,200	-	-
Staff Services Mgr I	0.7	-	-	2,415-2,913	-	-
Assoc Mgt Analyst	0.7	-	-	2,197-2,651	-	-
Exec Secty I	1	1	1	1,389-1,653	19,836	19,836
Totals	5	3	3	\$172,886	\$108,360	\$110,028
Planning Division:						
Staff Services Mgr III	0.9	1	1	2,913-3,518	42,216	42,216
Staff Services Mgr II-Supvy	1	1	1	2,651-3,200	37,808	38,400
Employment Develmt Planner III	2.8	2	2	2,651-3,200	76,800	76,800
Employment Develmt Planner	1	1	1	2,792-2,925	35,100	35,100
Staff Services Mgr I	1	1	1	2,415-2,913	34,956	34,956
Employment Develmt Planner II	2.2	2	2	2,197-2,651	60,459	61,932
Assoc Govtl Prog Analyst	1.1	1	1	2,197-2,541	31,812	31,812
Staff Services Analyst-Gen	0.9	1	1	1,407-2,197	26,364	26,364
Exec Secty I	0.4	-	-	1,389-1,653	-	-
Office Techn-Typing	2	2	2	1,214-1,551	34,200	34,200
Secty	0.5	1	1	1,236-1,512	17,448	17,448
Office Techn-Typing	1	-	-	1,214-1,551	-	-
Totals	14.8	14	14	\$423,994	\$412,871	\$414,936
Investigation Division:						
Chief Special Investigator	1	1	1	3,222-3,893	46,716	46,716
Supvng Special Investigator II	5	5	5	2,669-3,222	187,566	191,520
Staff Services Mgr II-Supvy	0.3	1	1	2,651-3,200	31,812	33,336
Supvng Special Investigator I	12.2	13	13	2,319-2,799	425,874	432,816
Assoc Programmer Analyst	1	1	1	2,197-2,651	31,812	31,812
Sr Special Investigator	27.7	25	25	2,113-2,546	759,675	762,928
Special Investigator I	34.4	40.8	40.8	1,723-2,319	994,046	1,031,947
Employment Prog Rep	1.7	5	5	1,407-2,002	116,084	118,743
Mgt Services Techn	1	2	2	1,177-1,565	32,916	33,444
Office Services Supvr I-Typing	1	1	1	1,214-1,551	16,288	16,984
Office Services Supvr I-Gen	1	1	1	1,214-1,551	17,100	17,100
Office Techn-Typing	1	1	1	1,214-1,551	16,114	16,810
Secty	0.9	1	1	1,236-1,512	14,832	15,396
Office Asst II-Typing	7.1	7	7	1,048-1,367	100,580	101,144
Word Processing Techn	0.8	1	1	1,048-1,309	15,267	15,708
Temporary Help	-	0.6	0.6	-	13,000	13,000
Totals	96.1	106.4	106.4	\$2,455,402	\$2,819,682	\$2,879,404
Program & Systems Analysis Division:						
Employment Develmt Administrator	1	0.9	0.9	2,913-3,518	37,994	37,994
Operations Research Specialist III	1	1	1	2,717-3,279	39,348	39,348
Tax Administrator II	1	1	1	2,651-3,200	38,400	38,400
Staff Services Mgr II-Supvy	3	3	3	2,651-3,200	115,200	115,200
Employment Prog Mgr III	0.9	1	1	2,651-3,200	38,400	38,400
Tax Auditor IV	0.7	1	1	2,415-2,913	34,416	34,956

5100 EMPLOYMENT DEVELOPMENT DEPARTMENT—Continued

1
2
3
4
5
6
7
8
9
10
11
12
13
14
15
16
17
18
19
20
21
22
23
24
25
26
27
28
29
30
31
32
33
34
35
36
37
38
39
40
41
42
43
44
45
46
47
48
49
50
51
52
53
54
55
56
57
58
59
60
61
62
63
64
65
66
67
68
69
70
71
72
73
74
75
76
77
78
79
80
81
82
83
84
85
86
87
88
89
90
91
92
93
94
95
96
97
98

ORGANIZATIONAL UNIT Classification	NUMBER OF POSITIONS			EXPENDITURES		
	Filled 1983-84	Authorized 1984-85	Proposed 1985-86	Actual 1983-84	Estimated 1984-85	Proposed 1985-86
				SALARY RANGE		
Tax Administrator I	1	1	1	2,415-2,913	34,956	34,956
Staff Services Mgr I	4.3	5	5	2,415-2,913	173,700	174,780
Employment Prog Mgr II	4	4	4	2,415-2,913	139,824	139,824
Employment Develmt Specialist III	1	1	1	2,415-2,913	34,956	34,956
Operations Research Specialist II	1.2	1	1	2,360-2,845	34,140	34,140
Sr Acctg Off-Specialist	1	1	1	2,197-2,651	31,812	31,812
Assoc Mgt Analyst	4	4	4	2,197-2,651	127,248	127,248
Employment Prog Mgr I	2	2	2	2,197-2,651	63,624	63,624
Tax Compliance Rep III	1	1	1	2,197-2,651	31,080	31,812
Assoc Govtl Prog Analyst	4.6	6	6	2,197-2,651	177,420	181,378
Employment Develmt Specialist II	10.5	10	10	2,197-2,651	318,420	318,480
Employment Develmt Specialist I	2	2	2	2,002-2,415	57,960	57,960
Employment Prog Supvr II	1	1	1	2,002-2,415	28,980	28,980
Staff Services Analyst-Gen	6.1	4	4	1,407-2,197	98,202	101,606
Employment Prog Rep	0.6	-	-	1,407-2,002	-	-
Office Techn-Typing	1.9	2	2	1,214-1,551	34,200	34,200
Office Services Supvr I-Typing	1	1	1	1,214-1,551	16,868	17,100
Office Asst II-Typing	3.4	4	4	1,048-1,367	56,833	57,253
Temporary Help	-	1.5	1.5	-	21,000	21,000
Totals	58.2	59.4	59.4	\$1,699,206	\$1,784,981	\$1,795,407
Fiscal Management Audit Division:						
Supvng Financial Examiner III	1	1	1	2,913-3,518	42,216	42,216
Supvng Financial Examiner II	1.3	2	2	2,651-3,200	76,800	76,800
DP Mgr II	1	1	1	2,651-3,200	38,400	38,400
Staff Services Mgr II-Supvry	1.1	1	1	2,651-3,200	38,400	38,400
Supvng Financial Examiner I	5.5	7	7	2,415-2,913	237,435	241,857
Staff Mgt Auditor	1	1	1	2,415-2,913	33,209	34,821
Assoc Programmer Analyst	2	2	2	2,197-2,651	63,624	63,624
Financial Mgt Auditor III	14.9	14	14	2,197-2,651	421,200	431,522
Assoc Mgt Analyst	0.9	1	1	2,197-2,651	31,812	31,812
Assoc Govtl Prog Analyst	0.6	1	1	2,197-2,651	31,812	31,812
Financial Mgt Auditor II	10.5	9.5	9.5	1,827-2,197	237,254	242,772
Auditor I	1.4	3	3	1,407-1,673	52,287	54,564
Office Techn-Typing	1	1	1	1,214-1,551	17,100	17,100
Secty	1	1	1	1,236-1,512	16,858	17,448
Office Asst II-Typing	2	2	2	1,048-1,367	28,319	28,742
Temporary Help	-	1.2	1.2	-	26,500	26,500
Totals	45.2	48.7	48.7	\$1,262,861	\$1,393,226	\$1,418,390
Employment Data & Research Division:						
C.E.A. II	1	1	1	3,052-4,057	48,684	48,684
Research Mgr III-Gen	2.1	2	2	2,913-3,518	84,432	84,432
Employment Develmt Planner III	0.3	1	1	2,651-3,200	38,400	38,400
Statistical Consultant	1	1	1	2,651-3,200	38,400	38,400
Research Mgr II-Gen	9.8	10	10	2,651-3,200	376,228	378,936
Research Mgr I-Gen	15.7	16	16	2,415-2,913	549,945	554,688
Research Mgr I-Economics	2.1	2	2	2,415-2,913	69,912	69,912
Research Analyst II-Gen	71.6	74.8	74.8	2,197-2,651	2,309,656	2,350,280
Research Analyst II-Economics	6.4	6.9	6.9	2,197-2,651	217,244	218,708
Employment Develmt Specialist I	0.4	1	1	2,002-2,415	28,980	28,980
Employment Prog Supvr II	0.3	1	1	2,002-2,415	28,980	28,980
Staff Services Analyst-Gen	1.6	3	3	1,407-2,197	74,874	77,805
Research Analyst I-Gen	18.1	18	18	1,407-2,197	445,454	458,897
Research Analyst I-Economics	2	2	2	1,407-2,197	46,620	47,793
Librarian	1	1	1	1,786-2,150	25,305	25,800
Employment Prog Rep	1.2	2	2	1,407-2,002	48,048	48,048
Office Services Supvr II-Gen	3	3	3	1,358-1,768	56,966	57,876
Supvng Acct Clk I	0.8	1	1	1,358-1,611	18,417	19,152
Mgt Services Techn	3	3	3	1,177-1,565	56,072	56,340
Office Services Supvr I-Typing	1	1	1	1,214-1,551	17,100	17,100
Office Services Supvr I-Gen	5.4	6	6	1,214-1,551	100,887	101,730
Office Techn-Typing	4.1	5	5	1,214-1,551	81,310	82,471
Office Techn-Gen	1	1	1	1,214-1,551	16,404	17,100
Sr Acct Clk	0.9	1	1	1,214-1,551	17,100	17,100
Secty	0.4	1	1	1,236-1,512	15,940	16,636
Statistical Clk	15.1	16	16	1,214-1,425	268,238	271,106
Office Asst II-Typing	11	12	12	1,048-1,367	174,024	174,816
Acct Clk II	19.1	22	22	1,087-1,367	330,190	331,640
Office Asst II-Gen	17.1	22	22	1,048-1,309	316,270	318,532
Office Asst I-Gen	0.4	1	1	944-1,087	12,124	12,513
Temporary Help	-	9.6	9.6	-	149,000	149,000
Totals	216.9	247.3	247.3	\$5,235,244	\$6,061,204	\$6,141,855
Test Research Center:						
Research Mgr II-Gen	1	1	1	2,651-3,200	38,400	38,400
Research Mgr I-Gen	1	1	1	2,415-2,913	34,956	34,956
Research Analyst II	5.9	5	5	2,197-2,651	154,332	155,604
Research Analyst I	1	1	1	1,407-2,197	25,474	26,364
Secty	1	1	1	1,236-1,512	17,808	17,808
Totals	9.9	9	9	\$288,689	\$270,970	\$273,132
Temporary Help	4.2	-	-	(87,949)	-	-
Overtime	-	-	-	-	6,000	6,000
Totals, Management Review & Support Branch	450.3	487.8	487.8	\$11,626,231	\$12,857,294	\$13,039,152

5100 EMPLOYMENT DEVELOPMENT DEPARTMENT—Continued

ORGANIZATIONAL UNIT Classification	NUMBER OF POSITIONS			EXPENDITURES		
	Filed 1983-84	Authorized 1984-85	Proposed 1985-86	Actual 1983-84	Estimated 1984-85	Proposed 1985-86
Unemployment Insurance Appeals Division Bd						
Chairman	1	1	1	55,643	55,643	55,643
Chief Adm Law Judge	1	1	1	4,057-4,910	58,920	58,920
Secty-Chief Counsel	1	1	1	4,910	58,920	58,920
Sr Adm Law Judge	12	13	13	3,869-4,680	726,624	730,080
Adm Law Judge	122	120	120	3,690-4,464	6,283,773	6,353,327
Member	5.7	6	6	4,414	317,874	317,874
Staff Services Mgr II-Managerial	1	1	1	2,651-3,200	38,400	38,400
Adm Service Off I	1	1	1	2,415-2,913	34,956	34,956
Hearing Reporter	35.4	38	38	2,197-2,651	1,209,216	1,209,216
Adm Asst II	1.6	1	1	2,197-2,651	28,595	29,985
Assoc Govtl Prog Analyst	0.3	1	1	2,197-2,651	28,595	29,985
Office Services Mgr II	1	1	1	2,098-2,529	30,348	30,348
Adm Asst I	0.2	-	-	1,827-2,303	-	-
Legal Support Supvr II	4.6	8	8	1,690-2,230	187,869	192,034
Office Services Mgr I	1	1	1	1,827-2,197	25,224	26,152
Staff Services Analyst-Gen	2.8	3	3	1,407-2,197	66,499	68,399
Legal Support Supvr I	9.2	11	11	1,512-1,983	233,622	238,160
Office Services Supvr III-Gen	5.6	3	3	1,544-1,854	64,776	65,712
Exec Secty II	3.7	4	4	1,512-1,809	85,720	86,672
Office Services Supvr II-Gen	4.2	3	3	1,358-1,768	58,356	58,356
Personnel Asst II	1	1	1	1,481-1,768	21,216	21,216
Sr Legal Typist	40.1	45	45	1,331-1,729	869,109	883,574
Sr Legal Steno	19.2	18	18	1,331-1,729	356,010	357,507
Office Services Supvr I-Typing	2	2	2	1,214-1,551	34,200	34,200
Office Techn-Gen	1.1	2	2	1,214-1,551	32,923	33,574
Office Techn-Typing	28.8	33	33	1,214-1,551	540,668	552,516
Personnel Asst I	1.7	2	2	1,126-1,551	35,794	37,224
Legal Typist	9.2	11	11	1,191-1,517	178,673	182,789
Stock Clk	0.8	1	1	1,168-1,486	14,304	14,844
Hearing Transcriber-Typist	3.4	3	3	1,214-1,425	50,952	51,300
Office Asst II-Typing	42.5	41	41	1,048-1,367	583,376	593,822
Office Asst II-Gen	2	2	2	1,048-1,309	29,136	29,136
Janitor	0.8	0.8	0.8	1,038-1,294	11,094	11,094
Office Asst I-Typing	1	3	3	976-1,126	37,817	38,775
Temporary Help	77.1	20.2	20.2	(1,385,684)	510,000	510,000
Overtime	-	-	-	(6,104)	7,000	7,000
Totals	445	403	403	\$13,027,728	\$12,906,202	\$13,041,710
Job Service And Benefit Payment Branch						
Deputy Directors Office:						
Medical Director	1	1	1	4,795-5,560	66,600	66,720
C.E.A. III	0.3	1	1	3,357-4,464	53,568	53,568
C.E.A. II	1	1	1	3,052-4,057	43,758	45,909
Employment Develmt Administrator	0.5	1	1	2,913-3,518	40,284	42,216
Employment Prog Mgr III	1	1	1	2,651-3,200	38,400	38,400
Employment Develmt Specialist II	0.3	1	1	2,197-2,651	28,980	30,348
Exec Secty I	1.5	1.8	1.8	1,389-1,653	33,851	34,462
Office Asst II-Typing	3.7	4	4	1,048-1,367	58,384	58,824
Temporary Help	-	0.8	0.8	-	29,500	29,500
Totals	9.3	12.6	12.6	\$267,417	\$393,325	\$399,947
Operations Support Division:						
Employment Develmt Administrator	1	1	1	2,913-3,518	42,216	42,216
Staff Services Mgr II-Supvy	1	1	1	2,651-3,200	38,400	38,400
Employment Prog Mgr III	2.5	3	3	2,651-3,200	114,312	115,200
Employment Prog Mgr II	3	3	3	2,415-2,913	104,868	104,868
Disability Ins Prog Mgr II	1	1	1	2,415-2,913	39,828	39,828
Supvng Financial Examiner I	0.7	1	1	2,415-2,913	34,956	34,956
Staff DP Analyst	0.8	1	1	2,415-2,913	33,336	34,956
Employment Prog Mgr I	0.3	1	1	2,197-2,651	31,812	31,812
Employment Develmt Specialist II	10	12	12	2,197-2,651	376,290	381,732
Assoc Programmer Analyst	0.6	1	1	2,197-2,651	31,812	31,812
Employment Develmt Specialist I	3.5	4	4	2,002-2,415	115,608	116,280
Employment Prog Supvr I	1	4	4	1,827-2,197	105,816	105,816
Programmer II	1.2	3	3	1,827-2,197	75,114	77,424
Property Clk II	1	1	1	1,591-2,098	22,944	22,944
Employment Prog Rep	0.4	1	1	1,407-2,002	24,024	24,024
Office Techn-Typing	2.9	2.8	2.8	1,214-1,551	45,633	46,329
Office Techn-Gen	1	1	1	1,214-1,551	17,100	17,100
Secty	0.6	0.6	0.6	1,236-1,512	10,905	10,905
Office Asst II-Typing	1.2	1	1	1,048-1,367	14,568	14,568
Word Processing Techn	3.1	4	4	1,048-1,309	59,956	61,072
Temporary Help	-	2.2	2.2	-	46,500	46,500
Totals	36.8	49.6	49.6	\$1,004,948	\$1,385,998	\$1,398,742
Central Payment Office:						
Employment Prog Mgr III	1	1	1	2,651-3,200	38,400	38,400
Employment Prog Mgr II	1	1	1	2,415-2,913	34,416	34,956
Employment Prog Supvr I	4.1	5	5	1,827-2,197	127,880	128,400
Employment Prog Rep	17.8	21.7	21.7	1,407-2,002	501,566	511,592
Office Services Supvr I-Typing	1	1	1	1,214-1,551	17,100	17,100
Office Asst II-Typing	4	2.8	2.8	1,048-1,367	40,018	40,062
Office Asst II-Gen	-	1	1	1,048-1,367	14,568	14,568
Temporary Help	-	23.1	23.1	-	355,500	355,500
Totals	28.9	56.6	56.6	\$631,143	\$1,128,948	\$1,140,578

5100 EMPLOYMENT DEVELOPMENT DEPARTMENT—Continued

ORGANIZATIONAL UNIT	NUMBER OF POSITIONS			EXPENDITURES		
	Filled 1983-84	Authorized 1984-85	Proposed 1985-86	Actual 1983-84	Estimated 1984-85	Proposed 1985-86
SALARY RANGE						
Job Services Division:						
C.E.A. II	0.6	1	1	3,052-4,057	47,744	48,684
Employment Develmt Administrator	0.7	1	1	2,913-3,518	42,216	42,216
Employment Prog Mgr III	4.3	4	4	2,651-3,200	153,600	153,600
Employment Prog Mgr II	10.9	11	11	2,415-2,913	378,540	379,908
Employment Develmt Specialist III	2.7	1	1	2,415-2,913	34,956	34,956
Employment Prog Mgr I	0.6	1	1	2,197-2,651	31,812	31,812
Assoc Govtl Prog Analyst	1.6	1	1	2,197-2,651	31,812	31,812
Employment Develmt Specialist II	42.5	44.1	44.1	2,197-2,651	1,385,685	1,394,243
Employment Develmt Specialist I	7.1	4	4	2,002-2,415	115,808	115,920
Secty	2	2	2	1,236-1,512	34,188	34,896
Sr Steno	2	2	2	1,236-1,512	34,896	34,896
Sr Word Processing Techn	0.3	1	1	1,260-1,486	17,283	17,832
Office Asst II-Typing	3.7	3	3	1,048-1,367	42,948	43,440
Word Processing Techn	2.6	3	3	1,048-1,309	46,968	47,124
Office Asst I-Gen	0.8	1	1	944-1,087	12,124	12,513
Temporary Help	-	3.1	3.1	-	43,500	43,500
Totals	82.4	83.2	83.2	\$2,404,265	\$2,454,080	\$2,467,352
Unemployment Insurance Division:						
C.E.A. II	1	1	1	3,052-4,057	47,368	48,684
Employment Develmt Administrator	1	1	1	2,913-3,518	42,216	42,216
Employment Prog Mgr III	2.1	2	2	2,651-3,200	76,800	76,800
Employment Prog Mgr II	6	6	6	2,415-2,913	209,736	209,736
Employment Develmt Specialist III	1	1	1	2,415-2,913	34,956	34,956
Employment Prog Mgr I	2.3	2	2	2,197-2,651	58,176	59,448
Employment Develmt Specialist II	27.2	28	28	2,197-2,651	872,552	885,400
Employment Develmt Specialist I	9.9	10	10	2,002-2,415	282,880	286,264
Employment Prog Supvr I	1	-	-	1,827-2,197	-	-
Secty	1	1	1	1,236-1,512	17,448	17,448
Sr Word Processing Techn	1	1	1	1,260-1,486	17,832	17,832
Office Asst II-Typing	2.5	-	-	1,048-1,367	-	-
Word Processing Techn	3.3	5	5	1,048-1,309	74,692	75,775
Office Asst I-Typing	-	1	1	976-1,126	14,568	14,568
Temporary Help	-	5.1	5.1	-	83,000	83,000
Totals	59.3	64.1	64.1	\$1,697,880	\$1,832,224	\$1,852,127
Disability Insurance Division:						
C.E.A. II	0.6	1	1	3,052-4,057	48,684	48,684
C.E.A. I	0.4	-	-	2,778-3,690	-	-
Employment Develmt Administrator	1.2	2	2	2,913-3,518	84,432	84,432
Disability Insurance Prog Mgr III	1.8	2	2	2,651-3,200	70,212	71,736
Disability Insurance Prog Mgr II	2	2	2	2,415-2,913	69,912	69,912
Disability Insurance Specialist III	1	1	1	2,415-2,913	34,956	34,956
Assoc Govtl Prog Analyst	0.4	1	1	2,197-2,651	31,812	31,812
Disability Insurance Specialist II	12.2	12	12	2,197-2,651	381,500	381,744
Disability Insurance Specialist I	4.5	6	6	2,002-2,415	162,756	167,677
Exec Secty I	1	1	1	1,389-1,653	19,836	19,836
Office Techn-Gen	0.5	1	1	1,214-1,551	17,100	17,100
Office Services Supvr I-Typing	0.1	1	1	1,214-1,551	15,463	16,114
Secty	2.6	3	3	1,236-1,512	51,468	52,167
Office Asst II-Typing	2.4	1.6	1.6	1,048-1,367	23,673	23,673
Word Processing Techn	3	3	3	1,048-1,309	47,124	47,124
Temporary Help	-	1	1	-	15,000	15,000
Totals	33.7	38.6	38.6	\$916,890	\$1,073,928	\$1,081,967
California Liable Interstate:						
Employment Develmt Administrator	0.1	-	-	2,913-3,518	-	-
Employment Prog Mgr III	2	2	2	2,651-3,200	76,800	76,800
Employment Prog Mgr II	2	2	2	2,415-2,913	69,912	69,912
Employment Prog Mgr I	2	2	2	2,197-2,651	63,624	63,624
Employment Prog Supvr I	13.1	14	14	1,827-2,197	358,378	362,157
Employment Prog Rep	72.3	75.7	75.7	1,407-2,002	1,693,015	1,713,813
Office Services Supvr III-Gen	1	1	1	1,544-1,854	22,248	22,248
Exec Secty I	0.2	-	-	1,389-1,653	-	-
Office Services Supvr I-Gen	2	2	2	1,214-1,551	34,200	34,200
Employment Prog Techn	7.2	8.5	8.5	1,294-1,532	135,483	140,844
Stock Clk	1	1	1	1,168-1,486	16,404	16,404
Office Asst II-Typing	6.3	5	5	1,048-1,367	73,304	73,392
Office Asst II-Gen	19.1	9.6	9.6	1,048-1,309	139,461	139,953
Employment Prog Asst	11.9	4	4	1,038-1,294	61,874	62,112
Office Asst I-Gen	0.8	1	1	944-1,087	11,790	12,156
Temporary Help	-	15.2	15.2	-	235,000	235,000
Totals	141.0	143	143	\$2,824,680	\$2,991,493	\$3,022,615
Regional Administrators:						
C.E.A. II	3.2	4	4	3,052-4,057	189,392	190,332
C.E.A. I	0.8	1	1	2,778-3,690	33,336	34,956
Employment Develmt Administrator	20.8	24	24	2,913-3,518	988,828	996,408
Employment Prog Mgr III	3.6	4	4	2,651-3,200	153,008	153,600
Employment Prog Mgr II	1.2	-	-	2,415-2,913	-	-
Employment Develmt Specialist III	0.2	-	-	2,415-2,913	-	-
Employment Prog Mgr I	10.1	15	15	2,197-2,651	451,858	460,354

5100 EMPLOYMENT DEVELOPMENT DEPARTMENT—Continued

ORGANIZATIONAL UNIT Classification	NUMBER OF POSITIONS			EXPENDITURES		
	Filled 1983-84	Authorized 1984-85	Proposed 1985-86	Actual 1983-84	Estimated 1984-85	Proposed 1985-86
				SALARY RANGE		
Disability Insurance Prog Mgr I	0.7	1	1	2,197-2,651	31,812	31,812
Employment Develmt Specialist II	27.9	29.8	29.8	2,197-2,651	931,532	940,011
Employment Develmt Specialist I	4	3	3	2,002-2,415	85,484	86,940
Employment Prog Supvr II	3.1	4	4	2,002-2,415	115,920	115,920
Disability Insurance Specialist I	1	1	1	2,002-2,415	28,980	28,980
Disability Insurance Prog Supvr	0.6	—	—	1,827-2,197	—	—
Employment Prog Rep	2.9	3	3	1,407-2,002	67,899	69,931
Exec Secty I	5.3	5.9	5.9	1,389-1,653	115,560	116,461
Office Techn-Typing	4.7	6	6	1,214-1,551	94,425	96,801
Secty	1.1	1	1	1,236-1,512	17,448	17,448
Sr Steno	0.8	1	1	1,236-1,512	17,448	17,448
Office Asst II-Typing	5.4	6	6	1,048-1,367	87,408	87,408
Steno	0.6	1	1	1,029-1,339	15,114	15,396
Totals	98	110.7	110.7	\$2,972,082	\$3,425,452	\$3,460,206
Disability Insurance Field Offices:						
Disability Insurance Prog Mgr III	10.3	12	12	2,651-3,200	451,718	456,546
Disability Insurance Prog Mgr II	11.3	11	11	2,415-2,913	371,349	375,300
Disability Insurance Prog Mgr I	26.2	29.8	29.8	2,197-2,651	902,017	921,582
Disability Insurance Prog Supvr	71.5	76.8	76.8	1,827-2,197	1,986,679	2,007,741
Employment Prog Rep	0.9	1	1	1,407-2,002	24,114	24,384
Disability Insurance Prog Rep	346.7	356.8	356.8	1,407-2,002	7,959,461	8,140,955
Office Services Supvr II-Gen	3.4	4	4	1,358-1,768	74,518	76,728
Key Data Supvr II	1	1	1	1,358-1,611	19,212	19,332
Office Services Supvr I-Typing	16.9	15.9	15.9	1,214-1,551	251,383	259,218
Office Services Supvr I-Gen	2.4	3	3	1,214-1,551	50,198	50,894
Office Techn-Typing	13.2	16	16	1,214-1,551	271,298	273,484
Secty	2.8	2.8	2.8	1,236-1,512	47,982	47,982
Sr Steno	3.7	2.8	2.8	1,236-1,512	50,163	50,163
Key Data Supvr I	18.9	23	23	1,260-1,486	404,342	408,111
Office Services Supvr I-Filing	2.7	3	3	1,214-1,425	48,594	49,320
Janitor Supvr I	1	1	1	1,114-1,407	15,944	15,944
Office Asst II-Typing	212.1	185.2	185.2	1,048-1,367	2,656,083	2,677,272
Steno	15.4	16.5	16.5	1,029-1,339	244,615	247,100
Office Asst II-Gen	20.8	21	21	1,048-1,309	303,714	305,804
Key Data Opr	76.2	107	107	976-1,309	1,611,960	1,646,129
Janitor	3.3	3.4	3.4	1,038-1,294	49,767	49,767
Employment Prog Asst	2.7	2	2	1,038-1,294	29,928	30,750
Office Asst I-Typing	2.2	7	7	976-1,126	86,205	88,860
Office Asst I-Gen	1.1	2	2	944-1,087	24,954	25,320
Temporary Help	—	36.5	36.5	—	546,000	546,000
Totals	866.7	940.5	940.5	\$16,542,925	\$18,482,198	\$18,794,686
Field Offices:						
Employment Develmt Administrator	1.6	1	1	2,913-3,518	42,216	42,216
Employment Develmt Planner III	0.7	1	1	2,651-3,200	38,400	38,400
Employment Prog Mgr III	67.8	69	69	2,651-3,200	2,638,648	2,649,600
Employment Prog Mgr II	95.7	110	110	2,415-2,913	3,779,975	3,815,995
Employment Prog Mgr I	142	146.2	146.2	2,197-2,651	4,550,376	4,579,524
Apprenticeship Consultant	1	1	1	2,197-2,651	31,812	31,812
Employment Prog Supvr II	175	193.4	193.4	2,002-2,415	5,513,378	5,549,754
Staff Services Analyst-Gen	1.1	1	1	1,407-2,197	26,364	26,364
Employment Prog Supvr I	512.1	527	527	1,827-2,197	13,808,600	13,872,158
Job Agent	42.6	44	44	1,827-2,197	1,163,289	1,165,596
Disability Insurance Prog Supvr	0.6	1	1	1,827-2,197	25,923	26,724
Employment Prog Counselor	83.9	82.9	82.9	1,407-2,002	1,943,385	1,967,744
Employment Prog Rep	2682.3	2715	2714	1,407-2,002	63,137,350	63,933,465
Office Services Supvr II-Gen	4	4	4	1,358-1,768	76,806	77,328
Exec Secty I	0.8	—	—	1,389-1,653	—	—
Office Services Supvr I-Gen	24.6	25	25	1,214-1,551	422,316	424,674
Office Techn-Typing	80.6	85.4	85.4	1,214-1,551	1,431,885	1,443,496
Office Techn-Gen	21.2	21.5	21.5	1,214-1,551	367,268	368,370
Office Services Supvr I-Typing	32.9	30.9	30.9	1,214-1,551	522,417	525,848
Employment Prog Techn	38.5	31.8	31.8	1,294-1,532	567,976	575,838
Secty	9.2	7.8	7.8	1,236-1,512	134,514	135,222
Sr Steno	9.7	8	8	1,236-1,512	139,584	139,584
Stock Clk	1	1	1	1,168-1,486	16,288	16,404
Janitor Supvr I	12.2	13	13	1,114-1,407	204,780	205,236
Office Asst II-Typing	494.1	497.8	497.8	1,048-1,367	7,169,652	7,226,595
Acct Clk II	5.1	5.3	5.3	1,087-1,367	77,473	78,072
Steno	21.1	22	22	1,029-1,339	336,579	338,322
Mach Opr I-Gen	0.7	—	—	1,135-1,321	—	—
Office Asst II-Gen	55.1	56.5	56.5	1,048-1,309	822,097	823,814
Key Data Opr	5.4	5	5	976-1,309	78,540	78,540
TWX Opr	1	1	1	1,126-1,309	15,708	15,708
Janitor	170.7	180.3	180.3	1,038-1,294	2,616,506	2,631,202
Employment Prog Asst	6.6	4.8	4.8	1,038-1,294	73,652	74,218
Telephone Opr	12.5	12	12	1,048-1,214	175,536	175,536
Office Asst I-Typing	3.4	15.6	15.6	976-1,126	191,778	197,628
Office Asst I-Gen	1.5	2	2	944-1,087	23,818	24,570
Office Occupations Clk	1	1	1	913-1,048	12,744	12,744
Asst Clk	1	1	1	832-950	12,048	12,048
Temporary Help	—	1,429	1,429	—	24,551,313	24,551,313
Totals	4820.3	6354.2	6353.2	\$105,302,243	\$136,740,994	\$137,851,662
Temporary Help	1904.6	—	—	(31,822,680)	—	—
Overtime	—	—	—	(259,979)	263,000	263,000
Totals, Job Service And Benefit Payment Branch	8081	7853.1	7852.1	\$166,647,132	\$170,171,640	\$171,732,882

5100 EMPLOYMENT DEVELOPMENT DEPARTMENT—Continued

1
2
3
4
5
6
7
8
9
10
11
12
13
14
15
16
17
18
19
20
21
22
23
24
25
26
27
28
29
30
31
32
33
34
35
36
37
38
39
40
41
42
43
44
45
46
47
48
49
50
51
52
53
54
55
56
57
58
59
60
61
62
63
64
65
66
67
68
69
70
71
72
73
74
75
76
77
78
79
80
81
82
83
84
85
86
87
88
89
90
91
92
93
94
95
96
97
98

ORGANIZATIONAL UNIT Classification	NUMBER OF POSITIONS			EXPENDITURES		
	Filled 1983-84	Authorized 1984-85	Proposed 1985-86	Actual 1983-84	Estimated 1984-85	Proposed 1985-86
Employment Tax Branch						
Deputy Directors Office:						
				SALARY RANGE		
C.E.A. III	1	1	1	3,357-4,464	53,568	53,568
Tax Administrator III	1	1	1	3,052-3,690	44,280	44,280
Tax Administrator II	1	1	1	2,651-3,200	38,400	38,400
Tax Administrator I	1.8	2	2	2,415-2,913	69,912	69,912
Staff Services Mgr I	1.5	2	2	2,415-2,913	69,912	69,912
Tax Auditor III	2.5	2	2	2,197-2,651	63,624	63,624
Sr Acctg Off-Specialist	3.7	3.9	3.9	2,197-2,651	118,619	119,891
Tax Compliance Rep III	1	1	1	2,197-2,651	31,812	31,812
Acctg Off	0.3	-	-	1,827-2,197	-	-
Staff Services Analyst-Gen	4.1	5	5	1,407-2,197	126,647	129,124
Exec Secty I	1	1	1	1,389-1,653	19,836	19,836
Prog Techn III-Employment Tax	0.3	-	-	1,358-1,611	-	-
Mgt Services Techn	1.3	0.8	0.8	1,177-1,565	13,862	14,064
Office Techn-Typing	1.7	2	2	1,214-1,551	31,806	32,367
Prog Techn II-Employment Tax	0.7	1	1	1,214-1,425	17,100	17,100
Office Asst II-Typing	1	1	1	1,048-1,367	14,304	14,568
Temporary Help	-	0.5	0.5	-	6,000	6,000
Totals	23.9	25.2	25.2	\$663,273	\$719,682	\$724,458
Central Operations Division:						
C.E.A. II	1	1	1	3,052-4,057	48,684	48,684
Tax Administrator III	4.4	4	4	3,052-3,690	177,120	177,120
Tax Administrator II	8	8	8	2,651-3,200	307,200	307,200
Staff Services Mgr II-Suprv	1	1	1	2,651-3,200	38,400	38,400
Tax Administrator I	14	17	17	2,415-2,913	585,036	589,644
Acctg Administrator I	2	2	2	2,415-2,913	69,912	69,912
Tax Auditor III	1	1	1	2,197-2,651	31,812	31,812
Sr Acctg Off-Supvr	32.1	32	32	2,197-2,651	989,922	1,002,334
Sr Acctg Off-Specialist	17.7	19	19	2,197-2,651	561,248	579,030
Tax Compliance Rep III	0.6	1	1	2,197-2,651	30,348	31,812
Assoc Govtl Prog Analyst	0.6	1	1	2,197-2,651	31,812	31,812
Office Services Mgr II	1	1	1	2,098-2,529	25,968	27,212
Office Services Mgr I	4	4	4	1,827-2,197	103,628	105,032
Programmer II	-	1	1	1,827-2,197	21,924	22,944
Acctg Off Specialist	32.7	45	45	1,827-2,197	1,100,372	1,126,515
Tax Auditor II	4.9	5	5	1,827-2,197	124,810	126,960
Acctg Off-Supvr	43.2	49	49	1,827-2,197	1,218,278	1,244,286
Computer Operations Supvr I	1	1	1	1,745-2,098	25,800	25,800
Office Services Supvr III-Gen	3.6	3	3	1,544-1,854	62,814	64,733
Supvng Prog Techn III-Employer Stat	2.4	3	3	1,544-1,854	66,744	66,744
Key Data Supvr III	1	1	1	1,544-1,854	21,216	22,248
Supvng Acct Clk II	1	1	1	1,544-1,854	22,248	22,248
Accountant I - Supvr	11.8	11	11	1,401-1,827	211,505	216,208
Accountant I - Specialist	114.1	114.6	114.6	1,401-1,827	2,167,375	2,219,756
Office Services Supvr II-Gen	10.7	11	11	1,358-1,768	209,810	211,770
Sr Computer Opr	1.8	2	2	1,462-1,745	36,846	38,464
Supvng Prog Techn II-Employer Stat	6.9	7	7	1,358-1,611	134,210	135,077
Key Data Supvr II	2	2	2	1,358-1,611	39,288	39,288
Supvng Acct Clk I	4.8	6	6	1,358-1,611	107,326	111,103
Mgt Services Techn	3.9	4	4	1,177-1,565	75,120	75,120
Office Services Supvr I-Gen	7.7	8	8	1,214-1,551	129,949	132,169
Office Techn-Typing	1.4	1	1	1,214-1,551	16,404	17,100
Office Techn-Gen	12.5	11	11	1,214-1,551	184,012	185,968
Sr Acct Clk	5.2	5	5	1,214-1,551	82,770	84,108
Acctg Techn	196	201.6	201.6	1,214-1,551	3,331,615	3,381,101
Computer Opr	6.2	8	8	1,198-1,523	131,904	136,776
Secty	2.7	2	2	1,236-1,512	34,896	34,896
Key Data Supvr I	5.8	6	6	1,260-1,486	107,142	108,240
Office Services Supvr I-Cashiering	0.7	1	1	1,214-1,425	15,120	15,708
Office Services Supvr I-Filing	7.2	8	8	1,214-1,425	131,056	133,718
Prog Techn II-Employer Status	41.2	49	49	1,214-1,425	812,147	821,995
Office Asst II-Typing	36	33	33	1,048-1,367	466,014	471,521
Acct Clk II	129.3	140	140	1,087-1,367	2,058,980	2,084,988
Steno	3.5	3	3	1,029-1,339	46,188	46,188
Office Asst II-Gen	89.2	83.5	83.5	1,048-1,309	1,186,598	1,200,857
Word Processing Techn	1.8	2	2	1,048-1,309	30,414	30,975
Key Data Opr	33	36	36	976-1,309	549,528	556,451
Calculating Mach Opr	1	1	1	1,126-1,309	15,708	15,708
Prog Techn Trainee-Gen	6.1	6	6	1,048-1,214	86,200	87,232
Office Asst I-Typing	0.4	6	6	976-1,126	72,936	75,276
Office Asst I-Gen	22	37.8	37.8	944-1,087	457,981	471,277
Asst Clk	5.3	2	2	832-950	22,623	23,061
Temporary Help	-	311.4	311.4	-	3,742,000	3,742,000
Totals	947.4	1,320.9	1,320.9	\$16,890,676	\$22,358,505	\$22,666,581
Field Operations Division:						
C.E.A. II	0.6	1	1	3,052-4,057	48,684	48,684
Tax Administrator III	4	4	4	3,052-3,690	177,120	177,120
Tax Administrator II	24	25	25	2,651-3,200	956,892	960,000

5100 EMPLOYMENT DEVELOPMENT DEPARTMENT—Continued

ORGANIZATIONAL UNIT

NUMBER OF POSITIONS

EXPENDITURES

Classification

Filed
1983-84

Authorized
1984-85

Proposed
1985-86

Actual
1983-84

Estimated
1984-85

Proposed
1985-86

SALARY RANGE

Prin Tax Compliance Supvr I	1	1	1	2,472-2,983	35,796	35,796
Tax Administrator I	21	21	21	2,415-2,913	731,440	732,996
Tax Auditor IV	23.3	23	23	2,415-2,913	802,098	803,988
Supvng Tax Auditor I	30.5	28	28	2,415-2,913	978,363	978,768
Tax Compliance Supvr	18.3	20	20	2,415-2,913	691,547	697,246
Assoc DP Analyst	0.5	1	1	2,197-2,651	28,420	29,778
Tax Auditor III	116	119.1	119.1	2,197-2,651	3,730,177	3,755,605
Sr Acctg Off-Specialist	0.6	1	1	2,197-2,651	30,006	31,446
Tax Compliance Rep III-Suprv	15.2	18	18	2,197-2,651	543,194	554,372
Tax Compliance Rep III-Techn	24.5	28	28	2,197-2,651	851,420	865,926
Employment Develmt Specialist II	0.5	0.5	0.5	2,197-2,651	15,906	15,906
Tax Auditor II	119.6	121.9	121.9	1,827-2,197	3,100,199	3,148,601
Staff Services Analyst-Gen	0.8	1	1	1,407-2,197	26,364	26,364
Tax Compliance Rep II	98.4	103	103	1,827-2,197	2,578,454	2,629,076
Employment Prog Rep	0.7	1	1	1,407-2,002	22,450	23,457
Accountant I - Specialist	0.2	1	1	1,401-1,827	19,992	19,992
Tax Compliance Rep I	26.4	17	17	1,407-1,827	329,628	342,953
Auditor I	21.3	7	7	1,407-1,673	127,966	133,451
Prog Techn III-Employment Tax	9.5	7	7	1,358-1,611	134,054	134,806
Mgt Services Techn	1.7	2	2	1,177-1,565	36,890	37,560
Office Techn-Gen	1.5	1.5	1.5	1,214-1,551	25,650	25,650
Office Services Supvr I-Typing	0.9	1	1	1,214-1,551	17,100	17,100
Office Techn-Typing	5.5	4	4	1,214-1,551	67,008	67,704
Acctg Techn	1	1	1	1,214-1,551	17,100	17,100
Secty	1.9	2	2	1,236-1,512	34,896	34,896
Sr Steno	1	1	1	1,236-1,512	17,448	17,448
Prog Techn II-Employment Tax	69.2	74	74	1,214-1,425	1,217,822	1,241,631
Office Asst II-Typing	29.8	26	26	1,048-1,367	369,207	373,973
Steno	0.4	0.5	0.5	1,029-1,339	7,236	7,510
Janitor	0.5	0.5	0.5	1,038-1,294	7,500	7,500
Prog Techn Trainee-Gen	5.2	6	6	1,048-1,214	83,325	85,026
Office Asst I-Typing	1.4	-	-	976-1,126	-	-
Office Asst I-Gen	2	2	2	944-1,087	25,209	25,776
Temporary Help	-	15.5	15.5	-	198,500	198,500
Totals	678.9	686.5	686.5	\$17,215,158	\$18,085,061	\$18,303,705
Temporary Help	364.4	-	-	(4,511,486)	-	-
Overtime	-	-	-	(205,727)	224,000	224,000
Totals, Employment Tax Branch ..	2014.6	2032.6	2032.6	\$39,486,320	\$41,387,248	\$41,918,744
Administration Branch						
Deputy Directors Office:						
C.E.A. III	1	1	1	3,357-4,464	53,568	53,568
Exec Secty I	1	1	1	1,389-1,653	19,836	19,836
Totals	2	2	2	\$71,322	\$73,404	\$73,404
Personnel Programs:						
C.E.A. I	1	1	1	2,778-3,690	44,280	44,280
Staff Services Mgr II-Supvy	3.2	3.5	3.5	2,651-3,200	134,400	134,400
Staff Services Mgr I	1	1	1	2,415-2,913	34,956	34,956
Assoc Personnel Analyst	6.9	7	7	2,197-2,651	212,274	216,776
Trng Off I	3.7	3	3	2,197-2,651	91,260	92,604
Staff Services Analyst-Gen	1.3	3	3	1,407-2,197	59,661	62,364
Employment Prog Supvr I	0.4	1	1	1,827-2,197	26,067	26,364
Personnel Techn I	1.5	1	1	1,138-1,565	17,157	17,892
Office Techn-Typing	1.7	2	2	1,214-1,551	31,618	32,661
Personnel Asst I	1	1	1	1,126-1,551	18,027	18,612
Secty	1	1	1	1,236-1,512	17,448	17,448
Sr Steno	1	1	1	1,236-1,512	17,448	17,448
Office Asst II-Typing	1.3	1	1	1,048-1,367	14,084	14,568
Prog Techn I-Personnel	3.3	4	4	1,126-1,309	58,792	60,481
Temporary Help	-	0.5	0.5	-	6,000	6,000
Totals	28.3	31	31	\$696,749	\$783,472	\$796,854
Payroll Services:						
Payroll Services Mgr	1	1	1	1,939-2,336	27,933	28,032
Personnel Asst III	3	3	3	1,611-1,939	69,804	69,804
Personnel Asst II	12.1	12	12	1,481-1,768	253,360	254,526
Personnel Techn I	0.8	1	1	1,138-1,565	17,352	18,072
Personnel Asst I	46.3	47.6	47.6	1,126-1,551	861,775	871,049
Office Techn-Typing	2	2	2	1,214-1,551	34,200	34,200
Office Asst II-Typing	4.7	5	5	1,048-1,367	71,497	71,970
Temporary Help	-	0.2	0.2	-	2,500	2,500
Totals	69.9	71.8	71.8	\$1,260,862	\$1,338,421	\$1,350,153
Fiscal Programs Division:						
C.E.A. II	1	1	1	3,052-4,057	48,684	48,684
Staff Services Mgr III	1	1	1	2,913-3,518	42,216	42,216
Tax Administrator II	1	1	1	2,651-3,200	38,400	38,400
Acctg Administrator II	1	1	1	2,651-3,200	38,400	38,400
Staff Services Mgr II-Supvr	3.2	2	2	2,651-3,200	76,800	76,800
Sr Adm Analyst-Acctg Systems	1.3	2	2	2,651-3,200	76,800	76,800
Tax Administrator I	1	1	1	2,415-2,913	34,956	34,956
Acctg Administrator I	2	2	2	2,415-2,913	69,912	69,912
Staff Services Mgr I	1	1	1	2,415-2,913	34,146	34,956
Staff Adm Analyst—Acctg Systems	2	2	2	2,415-2,913	69,912	69,912

5100 EMPLOYMENT DEVELOPMENT DEPARTMENT—Continued

1
2
3
4
5
6
7
8
9
10
11
12
13
14
15
16
17
18
19
20
21
22
23
24
25
26
27
28
29
30
31
32
33
34
35
36
37
38
39
40
41
42
43
44
45
46
47
48
49
50
51
52
53
54
55
56
57
58
59
60
61
62
63
64
65
66
67
68
69
70
71
72
73
74
75
76
77
78
79
80
81
82
83
84
85
86
87
88
89
90
91
92
93
94
95
96
97
98

ORGANIZATIONAL UNIT Classification	NUMBER OF POSITIONS			EXPENDITURES		
	Filled 1983-84	Authorized 1984-85	Proposed 1985-86	Actual 1983-84	Estimated 1984-85	Proposed 1985-86
				SALARY RANGE		
Tax Auditor III	2	2	2	2,197-2,651	63,624	63,624
Sr Acctg Off-Supvr	2.5	3	3	2,197-2,651	87,568	90,240
Sr Acctg Off-Specialist	4.2	5	5	2,197-2,651	144,452	149,884
Assoc Budget Analyst	12.1	12	12	2,197-2,651	357,985	367,559
Assoc Adm Analyst—Acctg Systems	3.5	5	5	2,197-2,651	147,754	153,054
Employment Develmt Specialist II	1.8	1	1	2,197-2,651	31,812	31,812
Assoc Govtl Prog Analyst	3.3	4	4	2,197-2,651	119,392	122,056
Acctg Off-Specialist	6.5	7	7	1,827-2,197	173,725	177,150
Acctg Off-Supvr	2.5	2	2	1,827-2,197	47,238	49,488
Staff Services Analyst-Gen	6	5	5	1,407-2,197	116,850	119,820
Accountant I - Supvr	2.2	2	2	1,401-1,827	37,944	38,748
Accountant I - Specialist	9.3	8.6	8.6	1,401-1,827	166,348	168,840
Supvng Acct Clk I	2	2	2	1,358-1,611	38,304	38,664
Sr Acct Clk	1.6	3	3	1,214-1,551	49,908	50,894
Acctg Techn	14.7	14.8	14.8	1,214-1,551	249,696	250,833
Office Services Supvr I-Typing	0.3	1	1	1,214-1,551	14,752	15,316
Office Techn-Typing	1.8	2	2	1,214-1,551	32,710	33,388
DP Techn	0.6	1	1	1,198-1,523	16,579	17,303
Sr Steno	1	1	1	1,236-1,512	17,448	17,448
Secty	1	1	1	1,236-1,512	17,448	17,448
Sr Word Processing Techn	1	1	1	1,260-1,486	17,832	17,832
Acct Clk II	16.5	17.6	17.6	1,087-1,367	263,838	265,576
Office Asst II-Typing	7.6	7.6	7.6	1,048-1,367	106,508	108,173
Key Data Opr	1.4	1	1	976-1,309	15,512	15,708
Word Processing Techn	2.5	2	2	1,048-1,309	31,367	31,416
Office Asst I-Typing	0.7	1	1	976-1,126	12,414	12,814
Office Asst I-Gen	0.2	1	1	944-1,087	11,790	12,156
Asst Clk	0.5	-	-	832-950	-	-
Temporary Help	-	2.7	2.7	-	27,500	27,500
Totals	123.8	130.3	130.3	\$2,762,010	\$2,948,524	\$2,995,780
Data Processing Division:						
C.E.A. II	1	1	1	3,052-4,057	48,684	48,684
DP Mgr III	4.1	3	3	2,913-3,518	126,165	126,648
Sr DP Analyst	0.7	2	2	2,651-3,200	69,620	71,736
Sr Programmer Analyst	1.1	1	1	2,651-3,200	38,400	38,400
DP Mgr II	8.9	8.9	8.9	2,651-3,200	340,208	340,800
Staff Services Mgr II-Supvr	0.7	1	1	2,651-3,200	38,400	38,400
DP Mgr I	14.8	17	17	2,415-2,913	589,270	592,124
Staff Programmer Analyst	10.3	10	10	2,415-2,913	343,745	347,543
Staff DP Analyst	4	4	4	2,415-2,913	137,132	139,689
Staff Services Mgr I	1	2	2	2,415-2,913	63,936	65,304
Employment Develmt Specialist III	1	1	1	2,415-2,913	34,956	34,956
Operations Research Specialist II	0.8	1	1	2,360-2,845	34,140	34,140
Assoc Programmer Analyst	62.9	66.4	66.4	2,197-2,651	2,019,519	2,053,414
Assoc DP Analyst	10.7	9	9	2,197-2,651	283,152	286,064
Research Analyst II-Economics	0.8	1	1	2,197-2,651	26,364	27,636
Assoc Govtl Prog Analyst	0.8	1	1	2,197-2,651	31,812	31,812
DP Techn Supvr II	1.7	1	1	2,098-2,529	27,530	28,868
DP Techn Specialist II	0.3	1	1	2,098-2,529	29,322	30,348
Employment Develmt Specialist I	0.8	1	1	2,002-2,415	28,980	28,980
Programmer II	28	26.5	26.5	1,827-2,197	650,256	668,057
Key Data Supvr IV	2	2	2	1,827-2,197	52,728	52,728
Staff Services Analyst-Gen	4.4	5	5	1,407-2,197	121,998	122,763
Computer Operations Supvr I	1	1	1	1,745-2,098	25,176	25,176
DP Techn Supvr I	4.2	3	3	1,745-2,098	70,536	73,848
DP Techn Specialist I	-	1	1	1,745-2,098	25,176	25,176
Employment Prog Rep	0.4	-	-	1,407-2,002	-	-
Unemployment Insurance Adjudicator	0.3	-	-	1,666-2,002	-	-
Disability Insurance Prog Rep	0.2	-	-	1,407-2,002	-	-
Key Data Supvr III	1.7	1	1	1,544-1,854	22,248	22,248
Programmer I	5.7	2.3	2.3	1,407-1,827	48,472	49,384
Office Services Supvr II-Gen	0.8	-	-	1,358-1,768	-	-
Sr Computer Opr	3.1	3	3	1,462-1,745	59,111	60,748
Programmer Apprentice	4.4	5	5	1,150-1,745	88,344	89,244
Sr DP Techn	9.5	13	13	1,462-1,745	249,085	257,824
Key Data Supvr II	3	3	3	1,358-1,611	58,620	58,620
Mgt Services Techn	0.3	-	-	1,177-1,565	-	-
Office Services Supvr I-Typing	0.9	1	1	1,214-1,551	17,100	17,100
Office Services Supvr I-Gen	2	2	2	1,214-1,551	30,856	32,104
Office Techn-Typing	4.3	4	4	1,214-1,551	68,226	68,400
Office Techn-Gen	0.9	1	1	1,214-1,551	17,100	17,100
Personnel Asst I	1	1	1	1,126-1,551	18,612	18,612
Computer Opr	4.9	5	5	1,198-1,523	86,547	88,648
DP Techn	14.2	12	12	1,198-1,523	206,174	212,060
Sr Word Processing Techn	1	1	1	1,260-1,486	17,832	17,832
Key Data Supvr I	19.2	18	18	1,260-1,486	318,301	321,947
Stock Clk	1	1	1	1,168-1,486	16,404	16,404
Office Asst II-Typing	3.1	4	4	1,048-1,367	56,974	57,788
Acct Clk II	2	2	2	1,087-1,367	30,240	30,240
Office Asst II-Gen	17.6	19.2	19.2	1,048-1,309	279,402	280,858
Word Processing Techn	4.9	7	7	1,048-1,309	107,930	108,954
Key Data Opr	111.8	104	104	976-1,309	1,627,252	1,635,188
Security Guard	1	1	1	1,075-1,246	15,368	15,368
Service Asst-EDP Operations	0.6	1	1	1,018-1,177	12,852	13,284
Office Asst I-Typing	0.6	-	-	976-1,126	-	-

5100 EMPLOYMENT DEVELOPMENT DEPARTMENT—Continued

ORGANIZATIONAL UNIT Classification	NUMBER OF POSITIONS			EXPENDITURES		
	Filled 1983-84	Authorized 1984-85	Proposed 1985-86	Actual 1983-84	Estimated 1984-85	Proposed 1985-86
				SALARY RANGE		
Office Asst I-Gen	1.7	-	-	944-1,087	-	-
Mech & Tech Occupational Trainee ..	0.5	-	-	950-1,018	-	-
Temporary Help	-	11.4	11.4	-	152,500	152,500
Totals	388.6	393.7	393.7	\$8,427,276	\$8,862,755	\$8,975,749
Business Services Division:						
Staff Services Mgr III	0.6	1	1	2,913-3,518	42,216	42,216
Staff Services Mgr II-Supvr	3.3	4	4	2,651-3,200	153,156	153,600
DP Mgr I	1	1	1	2,415-2,913	34,956	34,956
Staff Services Mgr I	7.4	7	7	2,415-2,913	244,692	244,692
Architectural Assoc	1	1	1	2,251-2,717	32,604	32,604
Assoc Programmer Analyst	0.3	1	1	2,197-2,651	30,120	31,568
Assoc Bus Mgt Analyst	17	17	17	2,197-2,651	535,712	540,316
Office Services Mgr II	1	1	1	2,098-2,529	30,348	30,348
Bus Service Off II	1	1	1	2,002-2,415	28,980	28,980
Employment Develmt Specialist I	0.5	1	1	2,002-2,415	28,980	28,980
Warehouse Mgr I	1	1	1	1,745-2,303	25,176	25,176
Sr Graphic Artist	2	2	2	1,868-2,251	54,024	54,024
Maint Mechanic	7	8	8	1,868-2,251	193,869	196,068
Office Services Mgr I	2	2	2	1,827-2,197	51,639	52,728
Staff Services Analyst-Gen	24.3	24.4	24.4	1,407-2,197	615,116	626,129
Materials & Stores Supvr II	3	3	3	1,591-2,098	68,832	68,832
Mach Supvr II-Gen	1	1	1	1,706-2,051	24,612	24,612
Materials & Stores Supvr I	1	1	1	1,401-1,827	19,992	19,992
Property Clk I	2	2	2	1,401-1,827	39,984	39,984
Auto Equipt Opr I	1	1	1	1,523-1,827	19,992	19,992
Mach Supvr I-Gen	2	2	2	1,491-1,786	42,864	42,864
Office Services Supvr II-Gen	3	3	3	1,358-1,768	57,756	57,996
Warehouse Worker	14.4	14.6	14.6	1,401-1,666	266,749	267,287
Mgt Services Techn	7.2	8	8	1,177-1,565	142,661	144,931
Sr Mach Opr	2.7	2	2	1,317-1,557	37,992	37,992
Office Techn-Typing	0.8	1	1	1,214-1,551	14,568	15,120
Office Techn-Gen	1.2	2	2	1,214-1,551	31,806	32,367
Office Services Supvr I-Typing	2	2	2	1,214-1,551	33,620	34,200
Office Services Supvr I-Gen	3	3	3	1,214-1,551	50,430	51,126
Composing Techn II	1	1	1	1,309-1,551	18,612	18,612
Acetg Techn	1	1	1	1,214-1,551	17,100	17,100
Computer Opr	1.5	1	1	1,198-1,523	18,276	18,276
DP Techn	-	1	1	1,198-1,523	15,528	15,528
Secty	3	3	3	1,236-1,512	52,344	52,344
Mailing Mach Supvr	1.9	3	3	1,265-1,491	50,964	51,588
Sr Word Processing Techn	4.8	5	5	1,260-1,486	87,964	88,672
Mach Opr III-Gen	2.9	3	3	1,222-1,437	51,732	51,732
Composing Techn I	2	2	2	1,214-1,425	31,668	32,220
Janitor Supvr I	0.7	-	-	1,114-1,407	-	-
Mach Opr II-Gen	9.3	11	11	1,177-1,376	181,535	182,330
Office Asst II-Typing	22.4	22	22	1,048-1,367	316,742	318,732
Acet Clk II	4	4	4	1,087-1,367	60,480	60,480
Mailing Mach Opr	8.3	9	9	1,135-1,321	136,848	139,114
Mach Opr I-Gen	4.4	5	5	1,135-1,321	80,144	81,132
Mach Opr I-Finishing	2.8	3	3	1,135-1,321	47,556	47,556
Composing Techn Trainee	-	1	1	1,126-1,309	15,708	15,708
Office Asst II-Gen	29.2	24.5	24.5	1,048-1,309	354,524	356,872
Word Processing Techn	27.8	28	28	1,048-1,309	427,496	432,528
Key Data Opr	1	-	-	976-1,309	-	-
TWX Opr	0.9	1	1	1,126-1,309	15,708	15,708
Janitor	2.8	2.3	2.3	1,038-1,294	33,178	33,178
Service Asst-Warehouse-Stores	1	1	1	1,038-1,198	14,792	14,792
Mailing Mach Trainee	0.4	-	-	1,018-1,177	-	-
Office Asst I-Typing	-	1	1	976-1,126	12,156	12,546
Office Asst I-Gen	2.2	7	7	944-1,087	84,063	86,714
Temporary Help	-	12.3	12.3	-	139,500	139,500
Totals	249.0	270.1	270.1	\$4,724,746	\$5,218,064	\$5,262,642
Temporary Help	44.8	-	-	(607,694)	-	-
Overtime	-	-	-	(266,659)	270,000	270,000
Totals, Administration Branch	906.4	898.9	898.9	\$18,817,318	\$19,494,640	\$19,724,582
Employment Training Panel						
Members (7) per diem	-	-	-	100/day	8,400	8,400
Exec Director-Emp Trng Panel	1	1	1	4,274	51,288	51,288
Staff Services Mgr I	3	4	4	2,415-2,913	138,744	139,824
Employment Develmt Specialist II	2	2	2	2,197-2,651	63,624	63,624
Assoc Govtl Prog Analyst	10	14.8	14.8	2,197-2,651	449,985	460,634
Assoc DP Analyst	-	1	1	2,197-2,651	31,812	31,812
Assoc Bus Mgt Analyst	0.5	1	1	2,197-2,651	31,812	31,812
Employment Prog Supvr II	0.9	1	1	2,002-2,415	28,980	28,980
Employment Develmt Specialist I	0.9	1	1	2,002-2,415	28,980	28,980
Staff Services Analyst-Gen	-	5	5	1,407-2,197	96,157	96,157
Employment Prog Rep	0.4	1	1	1,407-2,002	24,024	24,024
Exec Secty I	0.9	1	1	1,389-1,653	19,836	19,836
Mgt Services Techn	0.7	3	3	1,177-1,565	49,285	51,322
Office Techn-Typing	2.4	4	4	1,214-1,551	67,820	68,400
Office Asst II-Typing	1.3	1	1	1,048-1,367	14,568	14,568
Mgt Services Asst	1.1	1	1	1,038-1,198	14,376	14,376
Office Asst I-Gen	0.9	1	1	944-1,087	12,060	12,447

5100 EMPLOYMENT DEVELOPMENT DEPARTMENT—Continued

ORGANIZATIONAL UNIT Classification	NUMBER OF POSITIONS			EXPENDITURES		
	Filed 1983-84	Authorized 1984-85	Proposed 1985-86	Actual 1983-84	Estimated 1984-85	Proposed 1985-86
Temporary Help	3.5	2.5	2.5	SALARY RANGE (48,662)	33,000	33,000
Totals	29.5	45.3	45.3	\$769,378	\$1,160,747	\$1,179,484
State Job Training Coordinating						
Exec Director	0.4	1	1	4,077-4,274	49,909	51,288
Assoc Govtl Prog Analyst	0.4	4	4	2,197-2,651	116,352	118,896
Staff Services Analyst-Gen	0.2	1	1	1,407-2,197	25,176	26,364
Exec Secty 1	0.1	1	1	1,389-1,653	18,273	19,099
Secty	0.3	-	-	1,236-1,512	-	-
Office Asst II-Typing	0.3	1	1	1,048-1,367	14,568	14,568
Temporary Help	0.3	0.5	0.5	(3,866)	6,000	6,000
Totals	2	8.5	8.5	\$50,528	\$230,278	\$236,215
TOTALS, AUTHORIZED POSITIONS	12,090.7	11,893.8	11,891.8	\$254,972,718	\$263,019,739	\$265,721,350
Regular/Ongoing Positions	9,685.1	9,981.8	9,979.8	215,663,459	231,231,926	233,933,537
Temporary Help	2,405.6	1,912	1,912	38,564,931	31,010,813	31,010,813
Overtime	-	-	-	744,328	777,000	777,000
Continuously vacant positions abolished by State Controller:						
Field Offices:						
Janitor	-	0.4	0.4	1,038-1,294	-	-
Central Operations Division:						
Sr Acctg Off-Specialist	-	1	1	2,197-2,651	-	-
Data Processing Division:						
Key Data Opr	-	2	2	976-1,309	-	-

¹ Exempt Position—Legislation Expires 12/31/84

² 1 position terminates 11/30/84

5160 DEPARTMENT OF REHABILITATION *

Office Of The Director				SALARY RANGE		
Director	1	1	1	\$52,979	\$52,979	\$52,979
Medical Consultant	0.5	-	-	4,156-5,429	-	-
C.E.A. IV	1	1	1	3,618-4,680	56,160	56,160
C.E.A. I	0.4	-	-	2,778-3,690	-	-
Exec Asst	0.6	-	-	3,372-3,534	-	-
Asst Director	0.9	-	-	3,069-3,216	-	-
Asst Director	1	-	-	2,792-2,925	-	-
Staff Services Analyst-Gen	0.5	-	-	1,407-2,197	-	-
Exec Secty II	0.2	-	-	1,512-1,809	-	-
Exec Secty I	1.3	1	1	1,389-1,653	19,836	19,836
Office Techn-Typing	0.8	1	1	1,214-1,551	17,100	17,100
Steno	0.1	-	-	1,029-1,339	-	-
Temporary Help-Gen	1.6	0.8	0.8	(40,893)	12,793	12,793
Totals	9.9	4.8	4.8	\$336,652	\$158,868	\$158,868
Executive Branch						
Planning Section:						
Exec Asst	-	1	1	3,372-3,534	42,408	42,408
Staff Services Mgr II-Suprvy	0.2	-	-	2,651-3,200	-	-
Prog Administrator II	0.8	1	1	2,591-3,128	37,536	37,536
Staff Services Mgr I	1	-	-	2,415-2,913	-	-
Assoc Govtl Prog Analyst	2.8	1	1	2,197-2,651	29,892	31,324
Office Techn-Typing	1	1	1	1,214-1,551	17,100	17,100
Office Asst II-Typing	0.4	-	-	1,048-1,367	-	-
Temporary Help-Gen	0.3	-	-	(8,807)	-	-
Totals	6.5	4	4	\$183,021	\$126,936	\$128,368
Communications Office:						
Asst Director	-	1	1	2,792-2,925	35,100	35,100
Info Off I	1	1	1	2,197-2,651	31,512	31,812
Office Techn-Typing	0.9	1	1	1,214-1,551	17,100	17,100
Totals	1.9	3	3	\$42,456	\$83,712	\$84,012
Business And Labor Policy Section:						
Prog Administrator II	0.4	-	-	2,591-3,128	-	-
Prog Administrator I	1.1	1	1	2,360-2,845	34,140	34,140
Temporary Help-Gen	2	-	-	(50,776)	-	-
Totals	3.5	1	1	\$101,899	\$34,140	\$34,140
Affirmative Action Section:						
Staff Services Mgr II-Suprvy	1	1	1	2,651-3,200	38,400	38,400
Prog Administrator I	0.1	-	-	2,360-2,845	-	-
Staff Services Analyst-Gen	0.5	-	-	1,407-2,197	-	-
Office Techn-Typing	0.6	1	1	1,214-1,551	16,810	17,100
Case Service Asst	0.4	-	-	1,126-1,309	-	-
Totals	2.6	2	2	\$65,456	\$55,210	\$55,500

*The Salary Range and the amounts shown in 1984-85 and 1985-86 for this department do not reflect the 1984-85 fiscal year salary increase adjustment. This adjustment is reflected in the departmental Summary by Object of the Governor's Budget.

5160 DEPARTMENT OF REHABILITATION—Continued

ORGANIZATIONAL UNIT Classification	NUMBER OF POSITIONS			EXPENDITURES		
	Filled 1983-84	Authorized 1984-85	Proposed 1985-86	Actual 1983-84	Estimated 1984-85	Proposed 1985-86
SALARY RANGE						
Civil Rights Section:						
Staff Services Mgr I	1	1	1	2,415-2,913	34,956	34,956
Totals	1	1	1	\$33,966	\$34,956	\$34,956
Legal Services:						
Staff Counsel III	0.4	1	1	3,602-4,360	44,114	46,275
Staff Counsel II	0.5	—	—	3,128-3,780	—	—
Staff Counsel I	0.1	1	1	2,845-3,440	34,278	35,941
Staff Services Mgr I	0.1	—	—	2,415-2,913	—	—
Assoc Govtl Prog Analyst	1.1	—	—	2,197-2,651	—	—
Legal Counsel	1	—	—	2,051-2,591	—	—
Sr Legal Typist	1	1	1	1,331-1,729	18,924	18,924
Office Techn-Typing	0.5	—	—	1,214-1,551	—	—
Secty	0.3	—	—	1,236-1,512	—	—
Temporary Help-Cen.....	0.5	—	—	(14,084)	—	—
Temporary Help-SSA.....	0.6	—	—	(8,571)	—	—
Totals	6.1	3	3	\$150,837	\$97,316	\$101,140
Legislative Affairs Section:						
Staff Services Mgr I	—	1	1	2,415-2,913	28,980	30,348
Office Techn-Typing	—	1	1	1,214-1,551	14,568	15,120
Temporary Help-Cen.....	—	0.8	0.8	—	11,031	11,031
Overtime	—	—	—	—	3,590	3,590
Totals	—	2.8	2.8	—	\$58,169	\$60,089
Appeals Board Section:						
Asst Director	—	1	1	3,069-3,216	37,710	38,592
Assoc Govtl Prog Analyst	1	1	1	2,197-2,651	31,812	31,812
Office Techn-Typing	0.8	1	1	1,214-1,551	16,520	17,100
Temporary Help-Cen.....	0.1	—	—	(2,194)	—	—
Totals	1.9	3	3	\$45,080	\$86,042	\$87,504
Project Interdependence:						
Medical Consultant	0.5	1	1	4,156-5,429	60,396	60,396
Assoc Govtl Prog Analyst	0.5	1	1	2,197-2,651	31,812	31,812
Staff Services Analyst-Gen	1.5	3	3	1,407-2,197	73,008	73,944
Exec Secty I	0.3	0.6	0.6	1,389-1,653	11,902	11,902
Temporary Help-Cen.....	0.2	—	—	(5,075)	—	—
Totals	3	5.6	5.6	\$93,160	\$177,118	\$178,054
Totals, Executive Branch	26.5	25.4	25.4	\$715,875	\$753,599	\$763,763
Administrative Services Division						
Administration:						
C.E.A. III	1	1	1	3,357-4,464	48,684	51,060
Staff Services Mgr III	1.2	1	1	2,913-3,518	42,216	42,216
Prog Administrator II	0.3	—	—	2,591-3,128	—	—
Exec Secty I	0.1	1	1	1,389-1,653	17,897	18,683
Office Techn-Typing	0.9	—	—	1,214-1,551	—	—
Steno.....	0.3	1	1	1,029-1,339	12,738	13,158
Temporary Help-Cen.....	1.4	—	—	(36,619)	—	—
Totals	5.2	4	4	\$158,337	\$121,535	\$125,117
Audit Section:						
Supvng Financial Examiner II	1	1	1	2,651-3,200	38,400	38,400
Govtl Auditor III	1	1	1	2,197-2,651	31,812	31,812
Gen Auditor III	1.3	2	2	2,197-2,651	55,768	58,432
Gen Auditor II	2.5	2	2	1,827-2,197	47,898	50,175
Auditor I	0.2	—	—	1,407-1,673	—	—
Office Techn-Typing	1	1	1	1,214-1,551	17,100	17,100
Totals	7	7	7	\$178,262	\$190,978	\$195,919
Budget, Contracts and Regulations Section:						
Staff Services Mgr II-Supvry	2	1	1	2,651-3,200	38,400	38,400
Assoc Govtl Prog Analyst	2.7	1	1	2,197-2,651	31,812	31,812
Assoc Budget Analyst	1.6	2	2	2,197-2,651	58,176	59,448
Staff Services Analyst-Gen	0.4	—	—	1,407-2,197	—	—
Office Techn-Typing	1.7	2	2	1,214-1,551	29,228	30,338
Temporary Help-Cen.....	2.1	0.1	0.1	(52,227)	2,812	2,812
Overtime	—	—	—	(86)	1,226	1,226
Totals	10.5	6.1	6.1	\$292,097	\$161,654	\$164,036
Accounting Section:						
Acctg Administrator II	1	1	1	2,651-3,200	38,400	38,400
Acctg Administrator I	1	1	1	2,415-2,913	34,956	34,956
Sr Acctg Off-Supvr	0.7	0.8	0.8	2,197-2,651	21,854	22,915
Assoc Adm Analyst	0.5	1	1	2,197-2,651	30,234	31,690
Office Services Mgr I	1	1	1	1,827-2,197	26,364	26,364
Acctg Off-Supvr	2	3	3	1,827-2,197	71,062	73,152
Supvng Acct Clk II	2	2	2	1,544-1,854	41,570	42,462
Accountant I - Supvr	1	1	1	1,401-1,827	19,092	19,992
Accountant I - Specialist	5.5	4	4	1,401-1,827	77,873	78,659
Supvng Acct Clk I	4.8	5	5	1,358-1,611	92,981	94,800

5160 DEPARTMENT OF REHABILITATION—Continued

ORGANIZATIONAL UNIT	NUMBER OF POSITIONS			EXPENDITURES		
	Filed 1983-84	Authorized 1984-85	Proposed 1985-86	Actual 1983-84	Estimated 1984-85	Proposed 1985-86
SALARY RANGE						
Occupational Techn-Acctg	0.1	-	-	1,177-1,565	-	-
Office Techn-Typing	2	2	2	1,214-1,551	34,200	34,200
Sr Acct Clk	2	1	1	1,214-1,551	16,172	16,868
Acctg Techn	6.6	9.8	9.8	1,214-1,551	161,490	165,318
Office Asst II-Typing	2.2	1	1	1,048-1,367	13,164	13,584
Acct Clk II	19.9	20	20	1,087-1,367	300,344	302,026
Office Occupations Clk	1	1	1	913-1,048	12,744	12,744
Seasonal Clk	0.5	1	1	846-967	10,464	10,824
Temporary Help-SSA	-	-	-	(856)	-	-
Overtime	-	-	-	(4,549)	19,679	19,679
Totals	53.8	55.6	55.6	\$927,473	\$1,022,643	\$1,038,633
Data Processing Section:						
DP Mgr III	1	1	1	2,913-3,518	42,216	42,216
Staff DP Analyst	1	1	1	2,415-2,913	34,416	34,956
DP Mgr I	1	1	1	2,415-2,913	34,956	34,956
Staff Programmer Analyst	3	3	3	2,415-2,913	101,114	102,613
Assoc Programmer Analyst	7	8	8	2,197-2,651	242,042	247,590
Assoc DP Analyst	1	1	1	2,197-2,651	31,812	31,812
Programmer II	3.7	5	5	1,827-2,197	117,303	122,811
Programmer I	1.8	2	2	1,407-1,827	40,939	41,993
Bus Service Asst	0.1	-	-	1,523-1,827	-	-
Sr DP Techn	2	2	2	1,462-1,745	41,784	41,880
Office Techn-Typing	0.8	1	1	1,214-1,551	15,882	16,578
Computer Opr	1	2	2	1,198-1,523	32,940	33,516
DP Techn	3.1	3	3	1,198-1,523	54,157	54,828
Key Data Supvr I	1	1	1	1,260-1,486	16,404	17,100
Word Processing Techn	0.9	1	1	1,048-1,309	15,512	15,708
Key Data Opr	4.6	4	4	976-1,309	62,832	62,832
Overtime	-	-	-	(6,930)	9,139	9,139
Totals	33	36	36	\$793,124	\$893,448	\$910,528
Business Services Section:						
Staff Services Mgr II-Supvry	1	1	1	2,651-3,200	38,400	38,400
Bus Service Off III	2	2	2	2,197-2,651	63,624	63,624
Bus Service Off II	2	2	2	2,002-2,415	57,960	57,960
Bus Service Off I	2	2	2	1,827-2,197	50,847	52,728
Property Insp	1	1	1	1,666-2,002	24,024	24,024
Office Services Supvr II-Gen	0.6	1	1	1,358-1,768	19,032	19,332
Office Techn-Typing	1	2	2	1,214-1,551	31,668	32,220
Office Techn-Gen	1	1	1	1,214-1,551	17,100	17,100
Secty	0.7	1	1	1,236-1,512	17,390	17,448
Sr Word Processing Techn	0.4	-	-	1,260-1,486	-	-
Office Asst II-Typing	1.8	-	-	1,048-1,367	-	-
Office Asst II-Gen	1.9	2	2	1,048-1,309	27,942	28,380
Word Processing Techn	4.9	5	5	1,048-1,309	78,540	78,540
Service Asst-Duplicating	1	1	1	950-1,095	13,248	13,248
Office Asst I-Gen	0.1	-	-	944-1,087	-	-
Temporary Help-Gen	0.2	-	-	(5,755)	-	-
Overtime	-	-	-	(3,420)	2,446	2,446
Totals	21.6	21	21	\$431,473	\$442,221	\$445,450
Personnel Section:						
Staff Services Mgr II-Managerial	0.2	1	1	2,651-3,200	38,400	38,400
Staff Services Mgr II-Supvry	0.8	-	-	2,651-3,200	-	-
Staff Services Mgr I	1	1	1	2,415-2,913	34,956	34,956
Assoc Personnel Analyst	3	3	3	2,197-2,651	91,820	93,174
Staff Services Analyst-Gen	0.6	1	1	1,407-2,197	22,689	23,754
Personnel Asst II	1.9	2	2	1,481-1,768	42,432	42,432
Personnel Asst I	7.7	8	8	1,126-1,551	145,824	148,116
Office Techn-Typing	1	1	1	1,214-1,551	17,100	17,100
Office Asst II-Typing	0.8	1	1	1,048-1,367	14,568	14,568
Temporary Help-Gen	0.5	-	-	(13,414)	-	-
Overtime	-	-	-	(156)	2,124	2,124
Totals	17.5	18	18	\$383,396	\$409,913	\$414,624
Employee Relations Section:						
Labor Relations Specialist II	0.8	1	1	2,651-3,200	38,400	38,400
Prog Administrator II	0.3	-	-	2,591-3,128	-	-
Totals	1.1	1	1	\$37,110	\$38,400	\$38,400
Program Evaluation And Statistics:						
Research Mgr III-Soc-Behavioral	1	1	1	2,913-3,518	42,216	42,216
Research Mgr II-Soc-Behavioral	1	1	1	2,651-3,200	38,400	38,400
Research Mgr I-Soc-Behavioral	0.4	-	-	2,415-2,913	-	-
Assoc Govtl Prog Analyst	2.1	2	2	2,197-2,651	63,624	63,624
Research Analyst II-Demography	1	1	1	2,197-2,651	31,812	31,812
Research Analyst I-Soc-Behavioral	0.4	-	-	1,407-2,197	-	-
Staff Services Analyst-Gen	1	1	1	1,407-2,197	26,364	26,364
Secty	1	1	1	1,236-1,512	17,448	17,448
Statistical Clk	3.9	4	4	1,214-1,425	68,342	68,400
Case Service Asst	0.1	-	-	1,126-1,309	-	-
Temporary Help-Gen	2.8	-	-	(70,289)	-	-
Totals	14.7	11	11	\$372,674	\$288,206	\$288,264

5160 DEPARTMENT OF REHABILITATION—Continued

ORGANIZATIONAL UNIT Classification	NUMBER OF POSITIONS			EXPENDITURES		
	Filled 1983-84	Authorized 1984-85	Proposed 1985-86	Actual 1983-84	Estimated 1984-85	Proposed 1985-86
Staff Development:				SALARY RANGE		
Staff Services Mgr II-Supvr	1	1	1	2,651-3,200	38,400	38,400
Trng Off I	2	2	2	2,197-2,651	63,624	63,624
Staff Services Analyst-Gen	0.4	-	-	1,407-2,197	-	-
Office Asst II-Typing	1	1	1	1,048-1,367	15,120	15,120
Temporary Help-Gen	0.6	-	-	(15,255)	-	-
Totals	5	4	4	\$139,452	\$117,144	\$117,144
Totals, Administrative Services Division	169.4	163.7	163.7	\$3,713,398	\$3,686,142	\$3,738,115
Program Management And Support Division						
Administration:						
C.E.A. III	1	1	1	3,357-4,464	48,882	51,269
Staff Services Mgr III	0.4	-	-	2,913-3,518	-	-
Research Mgr II	0.1	-	-	2,651-3,200	-	-
Exec Secty I	1.2	1	1	1,389-1,653	19,836	19,836
Temporary Help-Gen	1.4	-	-	(34,446)	-	-
Totals	4.1	2	2	\$125,718	\$68,718	\$71,105
Medical Services Section:						
Chief Medical Consultant	1	1	1	4,795-5,560	66,720	66,720
Prog Administrator I	1	1	1	2,360-2,845	34,140	34,140
Prog Supvr	0.4	-	-	2,150-2,591	-	-
Temporary Help-Gen	0.4	-	-	(11,242)	-	-
Totals	2.8	2	2	\$121,466	\$100,860	\$100,860
Program Consultants Section:						
Prog Administrator II	0.4	-	-	2,591-3,128	-	-
Prog Administrator I	1.8	1	1	2,360-2,845	34,140	34,140
Staff Services Analyst-Gen	0.4	-	-	1,407-2,197	-	-
Steno	0.4	-	-	1,029-1,339	-	-
Temporary Help-Gen	2.3	-	-	(56,953)	-	-
Totals	5.3	1	1	\$146,259	\$34,140	\$34,140
Services For The Blind Section:						
Prog Mgr-Blind Programs	1	1	1	2,591-3,128	37,536	37,536
Assoc Govtl Prog Analyst	0.4	-	-	2,197-2,651	-	-
Prog Supvr	1	1	1	2,150-2,591	31,092	31,092
Secty	0.8	1	1	1,236-1,512	17,448	17,448
Office Asst II-Typing	0.8	1	1	1,048-1,367	14,040	14,040
Temporary Help-Gen	0.7	-	-	(18,407)	-	-
Temporary Help-SSA	0.7	0.8	0.8	(10,419)	11,419	11,419
Totals	5.4	4.8	4.8	\$131,183	\$111,535	\$111,535
Services For The Deaf Section:						
Prog Mgr-Deaf Programs	1	1	1	2,591-3,128	37,896	37,896
Coordinator Services To Deaf	1	1	1	2,197-2,651	31,562	32,172
Staff Services Analyst-Gen	0.3	-	-	1,407-2,197	-	-
Voc Rehab Counselor	1	1	1	1,827-2,197	26,364	26,364
Mgt Services Techn	0.1	-	-	1,177-1,565	-	-
Office Techn-Typing	1	1	1	1,214-1,551	17,460	17,460
Temporary Help-Gen	0.5	-	-	(12,202)	-	-
Temporary Help-SSA	3.4	3.1	3.1	(47,533)	43,596	43,596
Totals	8.3	7.1	7.1	\$176,206	\$156,878	\$157,488
Community Resources Development Section:						
Industrial Engrng Consultant	1	1	1	2,717-3,279	39,348	39,348
Chief Rehab Facilities Develmt	0.7	-	-	2,717-3,279	-	-
Prog Administrator II	0.7	1	1	2,591-3,128	37,536	37,536
Staff Services Mgr I	1.3	1	1	2,415-2,913	34,956	34,956
Prog Administrator I	1.3	1	1	2,360-2,845	34,140	34,140
Community Resources Specialist	4.2	4	4	2,251-2,717	129,894	130,776
Assoc Govtl Prog Analyst	0.3	-	-	2,197-2,651	-	-
Assoc Adm Analyst	1.5	1	1	2,197-2,651	30,540	31,812
Trng Off I	1	1	1	2,197-2,651	31,812	31,812
Staff Services Analyst-Gen	1	1	1	1,407-2,197	25,968	26,364
Office Techn-Typing	2	2	2	1,214-1,551	34,200	34,200
Secty	1	1	1	1,236-1,512	17,448	17,448
Office Asst II-Typing	0.7	-	-	1,048-1,367	-	-
Office Asst I-Typing	-	1	1	976-1,126	12,156	12,546
Temporary Help-Gen	0.7	-	-	(27,614)	-	-
Temporary Help-SSA	-	0.2	0.2	-	2,211	2,211
Totals	17.4	15.2	15.2	\$503,005	\$430,209	\$433,149
Business Enterprise Program:						
Sr Architect	0.8	1	1	2,717-3,279	37,101	38,895
Chief-Bus Enterprise Prog	1	1	1	2,717-3,279	39,348	39,348
Asst Chief-Bus Enterprise Prog	1	1	1	2,472-2,983	35,796	35,796
Architectural Assoc	1	1	1	2,251-2,717	32,604	32,604
Prog Supvr	1	1	1	2,150-2,591	31,092	31,092
Bus Enterprise Consultant II	4	4	4	2,098-2,529	121,392	121,392
Sanitarian III	1	2	2	2,051-2,472	54,276	55,464
Bus Enterprise Consultant I	11.5	12	12	1,912-2,303	316,038	321,888
Exec Secty II	0.7	1	1	1,512-1,809	21,636	21,708
Office Services Supvr II-Gen	1	1	1	1,358-1,768	19,332	19,332

5160 DEPARTMENT OF REHABILITATION—Continued

ORGANIZATIONAL UNIT	NUMBER OF POSITIONS			EXPENDITURES		
	Filled 1983-84	Authorized 1984-85	Proposed 1985-86	Actual 1983-84	Estimated 1984-85	Proposed 1985-86
				SALARY RANGE		
Mgt Services Techn	1	1	1	1,177-1,565	18,177	18,780
Office Services Supvr I-Typing	1	1	1	1,214-1,551	17,100	17,100
Office Techn-Typing	1	3	3	1,214-1,551	48,980	50,372
Office Asst II-Typing	6	4	4	1,048-1,367	59,400	59,400
Steno	2	2	2	1,029-1,339	30,792	30,792
Temporary Help-Gen.....	0.2	-	-	(4,767)	-	-
Temporary Help-SSA	1.2	0.6	0.6	(16,121)	9,031	9,031
Totals	35.4	36.6	36.6	\$826,908	\$892,095	\$902,994
Habilitation-Voc Rehab Coord Unit:						
Chief-Habilitation Services	1	1	1	2,717-3,279	39,348	39,348
Prog Administrator I	0.8	1	1	2,360-2,845	34,140	34,140
Prog Supvr	2	2	2	2,150-2,591	62,122	62,184
Temporary Help-Gen.....	0.9	-	-	(22,660)	-	-
Temporary Help-SSA	-	0.4	0.4	-	6,419	6,419
Totals	4.7	4.4	4.4	\$148,139	\$142,029	\$142,091
Work Activity Program:						
Prog Administrator I	1	1	1	2,360-2,845	34,140	34,140
Assoc Govtl Prog Analyst	0.6	1	1	2,197-2,651	26,364	27,636
Assoc Adm Analyst	1	1	1	2,197-2,651	31,812	31,812
Prog Supvr	12.7	13	13	2,150-2,591	399,488	402,396
Staff Services Analyst-Gen	1	1	1	1,407-2,197	22,859	23,934
Sr Acct Clk	1	1	1	1,214-1,551	17,100	17,100
Office Techn-Typing	2	2	2	1,214-1,551	34,200	34,200
Office Asst II-Typing	1	1	1	1,048-1,367	15,120	15,120
Office Asst I-Gen	0.5	0.5	0.5	944-1,087	-	-
Temporary Help-Gen.....	0.2	-	-	(4,746)	-	-
Temporary Help-SSA	0.5	-	-	(6,366)	-	-
Totals	21.5	21.5	21.5	\$561,036	\$581,083	\$586,338
Independent Living Center Support:						
Community Resources Specialist	1.5	2	2	2,251-2,717	65,208	65,208
Office Techn-Typing	0.6	1	1	1,214-1,551	16,920	17,100
Totals	2.1	3	3	\$58,289	\$82,128	\$82,308
Orientation Center For The Blind:						
Administrator	1	1	1	2,360-2,845	34,140	34,140
Teacher-Typing And Braille	2	2	2	1,827-2,778	66,672	66,672
Teacher-Home Economics	3	3	3	1,827-2,778	98,484	98,484
Voc Instructor-Industrial Arts	1.4	1	1	1,827-2,778	33,336	33,336
Teacher-Bus Educ	1	1	1	1,827-2,778	33,336	33,336
Teacher-Orientation & Mobility	4	4	4	1,827-2,778	133,344	133,344
Maint Mechanic	1	1	1	1,868-2,251	24,612	24,612
Voc Rehab Counselor-Blind	1	1	1	1,827-2,197	26,364	26,364
Materials & Stores Supvr II	0.5	1	1	1,591-2,098	19,092	19,992
Supvng Cook I	1	1	1	1,371-1,786	19,560	19,560
Groundskeeper	1	1	1	1,342-1,666	18,276	18,276
Cook II	1	1	1	1,265-1,630	17,892	17,892
Counselor	1.8	2	2	1,321-1,565	33,939	35,409
Acctg Techn	1	1	1	1,214-1,551	16,868	17,100
Secty	0.7	1	1	1,236-1,512	14,832	15,396
Licensed Voc Nurse	1	1	1	1,274-1,506	18,072	18,072
Cook I	1	1	1	1,135-1,437	15,852	15,852
Janitor Supvr I	1	1	1	1,114-1,407	15,528	15,528
Office Asst II-Typing	1	1	1	1,048-1,367	14,568	14,568
Steno	0.8	1	1	1,029-1,339	14,832	14,832
Janitor	3.9	4	4	1,038-1,294	56,510	56,960
Food Service Worker I	2.6	3	3	1,018-1,269	28,272	28,272
Telephone Opr	1	1	1	1,048-1,214	14,568	14,568
Temporary Help-Gen.....	2.1	1	1	(54,046)	16,792	16,792
Temporary Help-SSA	-	-	-	(132)	468	468
Totals	35.8	36	36	\$807,546	\$786,209	\$789,825
Client Assistance Project:						
Client Assistance Coordinator	0.9	1	1	2,651-3,200	31,812	33,336
Office Asst II-Typing	1	1	1	1,048-1,367	14,752	15,120
Totals	1.9	2	2	\$48,083	\$46,564	\$48,456
Consumer Relations Section:						
Consumer Liaison Off-Rehab	1	1	1	2,651-3,200	38,400	38,400
Secty	0.2	-	-	1,236-1,512	-	-
Totals	1.2	1	1	\$39,382	\$38,400	\$38,400
Mobility And Community Barriers Section:						
Chief-Mobility Barriers	1	1	1	2,591-3,128	37,536	37,536
Assoc Govtl Prog Analyst	1.8	1.8	1.8	2,197-2,651	56,481	57,262
Staff Services Analyst-Gen	0.3	1	1	1,407-2,197	18,092	18,896
Mgt Services Techn	0.5	-	-	1,177-1,565	-	-
Office Services Supvr I-Typing	1	1	1	1,214-1,551	17,100	17,100
Temporary Help-Gen.....	0.3	0.5	0.5	(7,151)	5,993	5,993
Temporary Help-SSA	-	-	-	(268)	-	-
Totals	4.9	5.3	5.3	\$128,143	\$135,202	\$136,787

5160 DEPARTMENT OF REHABILITATION—Continued

ORGANIZATIONAL UNIT Classification	NUMBER OF POSITIONS			EXPENDITURES		
	Filled 1983-84	Authorized 1984-85	Proposed 1985-86	Actual 1983-84	Estimated 1984-85	Proposed 1985-86
Rehab Engineering:				SALARY RANGE		
Research Utilization Specialist	0.2	-	-	2,651-3,200	-	-
Research Mgr II-Soc-Behavioral	0.2	-	-	2,651-3,200	-	-
Prog Administrator II	0.9	1	1	2,591-3,128	37,536	37,536
Sr Voc Rehab Counselor	0.3	-	-	2,002-2,415	-	-
Voc Rehab Counselor	0.7	-	-	1,827-2,197	-	-
Office Techn-Typing	0.1	-	-	1,214-1,551	-	-
Office Asst II-Typing	0.7	-	-	1,048-1,367	-	-
Office Asst I-Typing	-	1	1	976-1,126	12,156	12,546
Temporary Help-Gen.....	1.1	-	-	(28,282)	-	-
Totals	4.2	2	2	\$107,484	\$49,692	\$50,082
Rancho Training And Evaluation Program:						
Sr Rehab Engrng Consultant	1	1	1	2,717-3,279	39,348	39,348
Prog Administrator I	1	1	1	2,360-2,845	34,140	34,140
Trng Off I	0.8	1	1	2,197-2,651	29,892	31,324
Adaptive Driver Evaluation Spec	1	1	1	2,002-2,415	25,770	27,000
Adm Asst I	1	1	1	1,827-2,303	24,888	26,067
Mobility Evaluation Specialist	0.2	1	1	1,745-2,098	25,176	25,176
Mgt Services Techn	1	1	1	1,177-1,565	18,780	18,780
Office Techn-Typing	1	1	1	1,214-1,551	17,460	17,460
Office Asst II-Typing	1	1	1	1,048-1,367	15,120	15,120
Temporary Help-Gen.....	0.1	1	1	(1,491)	15,300	15,300
Totals	8.1	10	10	\$198,470	\$245,874	\$249,715
Totals, Program Management And Support Division	163.1	153.9	153.9	\$4,127,317	\$3,901,616	\$3,935,273
Field Operations Division						
Administration:						
C.E.A. III	1	1	1	3,357-4,464	53,568	53,568
C.E.A. II	2.9	3	3	3,052-4,057	123,742	129,800
Prog Administrator II	0.9	1	1	2,591-3,128	37,536	37,536
Prog Administrator I	6.2	4	4	2,360-2,845	136,920	136,920
Assoc Govtl Prog Analyst	0.3	1	1	2,197-2,651	27,717	29,052
Staff Services Analyst-Gen	0.8	-	-	1,407-2,197	-	-
Exec Secty I	1	1	1	1,389-1,653	19,836	19,836
Mgt Services Techn	0.1	-	-	1,177-1,565	-	-
Office Techn-Typing	1.8	3	3	1,214-1,551	47,784	48,240
Secty	1	1	1	1,236-1,512	17,448	17,448
Office Asst II-Typing	1	1	1	1,048-1,367	15,120	15,120
Temporary Help-Gen.....	4	-	-	(101,961)	-	-
Totals	21	16	16	\$609,808	\$479,671	\$487,520
Industrially Injured Program:						
Prog Administrator I	1	1	1	2,360-2,845	34,140	34,140
Assoc Govtl Prog Analyst	0.4	-	-	2,197-2,651	-	-
Prog Supvr	3.6	4	4	2,150-2,591	124,011	124,368
Sr Voc Rehab Counselor	1.3	4	4	2,002-2,415	113,716	116,056
Voc Rehab Counselor	5	17	17	1,827-2,197	425,975	432,303
Office Services Supvr I-Typing	1	1	1	1,214-1,551	17,100	17,100
Office Techn-Gen.....	0.4	-	-	1,214-1,551	-	-
Office Techn-Typing	0.4	2	2	1,214-1,551	32,982	33,678
Office Asst II-Typing	0.2	1	1	1,048-1,367	15,120	15,120
Case Service Asst	1	3	3	1,126-1,309	47,484	47,484
Temporary Help-Gen.....	0.8	-	-	(19,253)	-	-
Totals	15.1	33	33	\$382,122	\$810,528	\$820,249
Santa Rosa District:						
Medical Consultant	0.4	0.5	0.5	4,156-5,429	28,546	29,960
Prog Administrator II	1	1	1	2,591-3,128	37,536	37,536
Prog Supvr	5	5	5	2,150-2,591	155,026	155,460
Sr Voc Rehab Counselor	4	4	4	2,002-2,415	115,920	115,920
Voc Rehab Counselor	24.7	26	26	1,827-2,197	668,937	674,949
Office Services Supvr III-Gen	1	1	1	1,544-1,854	22,248	22,248
Office Techn-Typing	4.8	5.5	5.5	1,214-1,551	91,112	92,070
Acctg Techn	0.2	1	1	1,214-1,551	14,568	15,120
Case Service Supvr	1.8	2	2	1,260-1,486	35,664	35,664
Office Asst II-Typing	3.6	2	2	1,048-1,367	29,144	29,680
Case Service Asst	9.1	9.5	9.5	1,126-1,309	144,908	146,558
Office Asst I-Typing	-	2	2	976-1,126	24,312	25,092
Office Asst I-Gen	0.5	2	2	944-1,087	23,914	24,669
Seasonal Clk	0.1	-	-	846-967	-	-
Temporary Help-Gen.....	-	0.2	0.2	-	3,656	3,656
Temporary Help-Med	0.1	0.2	0.2	(8,576)	9,020	9,020
Temporary Help-SSA	0.1	1	1	(936)	10,200	10,200
Totals	56.4	62.9	62.9	\$1,288,760	\$1,414,711	\$1,427,802
Sacramento District:						
Medical Consultant	0.5	1	1	4,156-5,429	-	-
Prog Administrator II	1	1	1	2,591-3,128	37,536	37,536
Voc Psychologist	1.5	2	2	2,415-2,913	69,912	69,912
Prog Administrator I	1	1	1	2,360-2,845	34,140	34,140
Prog Supvr	8	8	8	2,150-2,591	248,240	248,736
Sr Voc Rehab Counselor	4.7	4	4	2,002-2,415	115,920	115,920
Voc Rehab Counselor	43.2	45	45	1,827-2,197	1,163,871	1,173,930

5160 DEPARTMENT OF REHABILITATION—Continued

ORGANIZATIONAL UNIT	NUMBER OF POSITIONS			EXPENDITURES			
	Classification	Filled 1983-84	Authorized 1984-85	Proposed 1985-86	Actual 1983-84	Estimated 1984-85	Proposed 1985-86
					SALARY RANGE		
Office Services Supvr III-Gen	2	2	2	1,544-1,854	44,496	44,496	
Office Services Supvr II-Gen	0.7	1	1	1,358-1,768	19,152	19,332	
Voc Rehab Trainee	0.1	-	-	1,407-1,596	-	-	
Office Techn-Typing	10.4	12	12	1,214-1,551	203,286	204,968	
Sr Acct Clk	1	1	1	1,214-1,551	17,100	17,100	
Voc Rehab Asst	1	1	1	1,038-1,532	18,384	18,384	
Secty	1	1	1	1,236-1,512	17,448	17,448	
Case Service Supvr	4.8	5	5	1,260-1,486	88,312	89,038	
Office Asst II-Typing	4.1	4.5	4.5	1,048-1,367	62,190	63,477	
Acct Clk II	1.4	1	1	1,087-1,367	15,120	15,120	
Case Service Asst	11.7	11	11	1,126-1,309	172,690	172,788	
Office Asst I-Typing	0.6	1.5	1.5	976-1,126	18,616	19,216	
Office Occupations Clk	1	1	1	913-1,048	12,220	12,612	
Temporary Help-Gen	-	0.4	0.4	(1,253)	7,309	7,309	
Temporary Help-SSA	2	2.5	2.5	(21,469)	30,600	30,600	
Totals	101.7	106.9	106.9	\$2,275,869	\$2,396,542	\$2,412,062	
Pleasant Hill District:							
Prog Administrator II	1	1	1	2,591-3,128	37,536	37,536	
Voc Psychologist	2	2	2	2,415-2,913	66,601	68,832	
Prog Administrator I	0.4	-	-	2,360-2,845	-	-	
Prog Supvr	7.6	6.5	6.5	2,150-2,591	202,098	202,098	
Sr Voc Rehab Counselor	6.1	6	6	2,002-2,415	173,880	173,880	
Adm Asst I	1	1	1	1,827-2,303	26,364	26,364	
Voc Rehab Counselor	37.7	39	39	1,827-2,197	1,018,349	1,022,202	
Office Services Supvr III-Gen	1	1	1	1,544-1,854	22,248	22,248	
Voc Rehab Trainee	0.9	1	1	1,407-1,596	18,547	19,107	
Office Techn-Typing	5.6	6	6	1,214-1,551	101,672	102,368	
Sr Acct Clk	1	1	1	1,214-1,551	17,100	17,100	
Voc Rehab Asst	1	1	1	1,038-1,532	15,528	16,164	
Case Service Supvr	4	4	4	1,260-1,486	71,328	71,328	
Office Asst II-Typing	5.9	6	6	1,048-1,367	87,765	88,194	
Acct Clk II	1.5	1.5	1.5	1,087-1,367	22,680	22,680	
Case Service Asst	15.6	16	16	1,126-1,309	250,051	250,648	
Temporary Help-Gen	0.8	0.4	0.4	(20,434)	7,309	7,309	
Temporary Help-Med	0.3	0.8	0.8	(14,969)	57,430	57,430	
Temporary Help-SSA	1.7	2.5	2.5	(23,372)	30,600	30,600	
Totals	95.1	96.7	96.7	\$2,128,569	\$2,227,086	\$2,236,088	
Oakland District:							
Medical Consultant	1	1	1	4,156-5,429	65,148	65,148	
Prog Administrator II	1	1	1	2,591-3,128	37,536	37,536	
Voc Psychologist	0.5	1	1	2,415-2,913	34,356	34,356	
Prog Supvr	6	6	6	2,150-2,591	186,552	186,552	
Sr Voc Rehab Counselor	5	5	5	2,002-2,415	144,452	144,900	
Voc Rehab Counselor	31.2	31	31	1,827-2,197	772,200	777,318	
Office Services Supvr III-Gen	1	1	1	1,544-1,854	22,248	22,248	
Voc Rehab Trainee	1.1	2	2	1,407-1,596	35,273	36,832	
Office Techn-Gen	1.3	2	2	1,214-1,551	31,702	33,040	
Office Techn-Typing	0.5	1	1	1,214-1,551	16,752	17,100	
Secty	1	1	1	1,236-1,512	17,448	17,448	
Case Service Supvr	4.8	5	5	1,260-1,486	88,312	89,038	
Office Asst II-Typing	2	4.5	4.5	1,048-1,367	60,744	60,744	
Office Asst II-Gen	1.5	1	1	1,048-1,309	14,568	14,568	
Case Service Asst	10.8	10.5	10.5	1,126-1,309	164,934	164,934	
Temporary Help-Gen	0.6	0.2	0.2	(15,006)	3,655	3,655	
Temporary Help-Med	0.2	0.2	0.2	(13,888)	16,979	16,979	
Temporary Help-SSA	1.1	1.5	1.5	(15,409)	15,300	15,300	
Totals	70.6	74.9	74.9	\$1,660,703	\$1,728,159	\$1,737,696	
San Francisco District:							
Prog Administrator II	1	1	1	2,591-3,128	37,536	37,536	
Voc Psychologist	1.3	2	2	2,415-2,913	28,980	30,348	
Prog Administrator I	0.4	-	-	2,360-2,845	-	-	
Prog Supvr	6.3	6	6	2,150-2,591	186,195	186,552	
Sr Voc Rehab Counselor	3.9	5.5	5.5	2,002-2,415	153,394	156,256	
Voc Rehab Counselor	32.4	36.5	36.5	1,827-2,197	925,486	937,095	
Office Services Supvr III-Gen	2	3	3	1,544-1,854	63,024	63,828	
Voc Rehab Trainee	0.4	-	-	1,407-1,596	-	-	
Office Techn-Typing	3.1	4	4	1,214-1,551	64,766	66,420	
Acctg Techn	1	1	1	1,214-1,551	17,100	17,100	
Voc Rehab Asst	1	1	1	1,038-1,532	18,384	18,384	
Case Service Supvr	4	4	4	1,260-1,486	71,328	71,328	
Office Asst II-Typing	5	4	4	1,048-1,367	56,226	56,664	
Acct Clk II	1.4	2	2	1,087-1,367	28,278	28,918	
Case Service Asst	11.4	14.7	14.7	1,126-1,309	222,801	226,080	
Office Asst I-Typing	-	2	2	976-1,126	24,312	25,092	
Temporary Help-Gen	0.8	0.4	0.4	(20,465)	7,309	7,309	
Temporary Help-SSA	2.6	3	3	(35,811)	35,700	35,700	
Totals	78	90.1	90.1	\$1,733,581	\$1,940,819	\$1,964,610	
San Jose District:							
Medical Consultant	1	1	1	4,156-5,429	60,396	60,396	
Prog Administrator II	1	1	1	2,591-3,128	37,536	37,536	
Prog Administrator I	0.3	-	-	2,360-2,845	-	-	
Prog Supvr	5.7	6	6	2,150-2,591	186,664	186,912	

5160 DEPARTMENT OF REHABILITATION—Continued

ORGANIZATIONAL UNIT Classification	NUMBER OF POSITIONS			EXPENDITURES		
	Filled 1983-84	Authorized 1984-85	Proposed 1985-86	Actual 1983-84	Estimated 1984-85	Proposed 1985-86
				SALARY RANGE		
Sr Voc Rehab Counselor	6.4	6	6	2,002-2,415	173,656	173,880
Voc Rehab Counselor	31	37	37	1,827-2,197	930,348	945,393
Employment Prog Counselor	0.9	2	2	1,407-2,002	47,688	48,048
Employment Prog Rep	0.7	1	1	1,407-2,002	24,384	24,384
Office Services Supvr III-Gen	1.2	1	1	1,544-1,854	21,732	22,248
Voc Rehab Trainee	0.3	-	-	1,407-1,596	-	-
Office Techn-Typing	5.2	6	6	1,214-1,551	99,558	100,864
Sr Actt Clk	1	1	1	1,214-1,551	17,100	17,100
Voc Rehab Asst	0.5	-	-	1,038-1,532	-	-
Case Service Supvr	5.9	6	6	1,260-1,486	106,992	106,992
Office Asst II-Typing	3.9	4	4	1,048-1,367	55,824	55,824
Acct Clk II	1	1	1	1,087-1,367	15,120	15,120
Case Service Asst	12.4	12.5	12.5	1,126-1,309	194,586	195,042
Office Asst I-Typing	-	2	2	976-1,126	24,312	25,092
Temporary Help-Gen	0.1	0.4	0.4	(3,113)	7,309	7,309
Temporary Help-Med	0.1	0.1	0.1	(5,364)	5,777	5,777
Temporary Help-SSA	2.1	2.1	2.1	(28,692)	23,188	23,188
Totals	80.7	90.1	90.1	\$1,793,909	\$2,032,170	\$2,051,105
Fresno District:						
Medical Consultant	1.5	1.6	1.6	4,156-5,429	102,425	102,425
Prog Administrator II	1	1	1	2,591-3,128	37,536	37,536
Prog Administrator I	0.4	-	-	2,360-2,845	-	-
Prog Supvr	6.6	7	7	2,150-2,591	217,644	217,644
Sr Voc Rehab Counselor	5.7	6	6	2,002-2,415	173,904	174,240
Adm Asst I	0.5	-	-	1,827-2,303	-	-
Voc Rehab Counselor	37.6	38	38	1,827-2,197	987,803	997,233
Office Services Supvr III-Gen	1.8	2	2	1,544-1,854	44,496	44,496
Voc Rehab Trainee	0.2	-	-	1,407-1,596	-	-
Sr Actt Clk	1.1	2	2	1,214-1,551	31,668	32,220
Office Techn-Typing	6.7	7	7	1,214-1,551	119,306	120,060
Voc Rehab Asst	1.9	2	2	1,038-1,532	37,488	37,488
Case Service Supvr	4	4	4	1,260-1,486	71,688	71,688
Office Asst II-Typing	2.9	3.5	3.5	1,048-1,367	50,126	50,774
Acct Clk II	1	1	1	1,087-1,367	15,120	15,120
Steno	0.1	-	-	1,029-1,339	-	-
Office Asst II-Gen	0.3	-	-	1,048-1,309	-	-
Case Service Asst	13.6	15	15	1,126-1,309	231,994	233,004
Office Asst I-Typing	1	2.5	2.5	976-1,126	31,758	32,763
Seasonal Clk	0.1	-	-	846-967	-	-
Temporary Help-Gen	-	0.4	0.4	(317)	7,309	7,309
Temporary Help-SSA	1.2	1.7	1.7	(16,779)	18,360	18,360
Totals	89.2	94.7	94.7	\$2,029,450	\$2,178,625	\$2,192,360
Santa Barbara District:						
Medical Consultant	0.9	1	1	4,156-5,429	63,091	63,336
Prog Administrator II	1	1	1	2,591-3,128	37,536	37,536
Voc Psychologist	1	1	1	2,415-2,913	34,956	34,956
Prog Supvr	5	5	5	2,150-2,591	155,460	155,460
Sr Voc Rehab Counselor	4.8	5	5	2,002-2,415	143,780	144,900
Voc Rehab Counselor	23.9	25	25	1,827-2,197	653,295	657,381
Office Services Supvr III-Gen	1	1	1	1,544-1,854	20,122	21,060
Office Techn-Typing	2.9	3	3	1,214-1,551	50,894	51,300
Acctg Techn	1	1	1	1,214-1,551	17,100	17,100
Voc Rehab Asst	0.9	1	1	1,038-1,532	17,771	18,338
Case Service Supvr	4	4	4	1,260-1,486	71,688	71,688
Office Asst II-Typing	1.2	0.5	0.5	1,048-1,367	7,560	7,560
Acct Clk II	0.4	-	-	1,087-1,367	-	-
Case Service Asst	11.8	12	12	1,126-1,309	189,216	189,216
Office Asst I-Typing	-	1.2	1.2	976-1,126	14,587	15,055
Office Occupations Clk	0.5	0.5	0.5	913-1,048	6,372	6,372
Temporary Help-Gen	-	0.2	0.2	-	3,655	3,655
Temporary Help-SSA	1	2	2	(14,684)	25,500	25,500
Totals	61.3	64.4	64.4	\$1,409,625	\$1,512,583	\$1,520,413
San Diego District:						
Medical Consultant	0.8	1	1	4,156-5,429	60,396	60,396
Prog Administrator II	0.8	1	1	2,591-3,128	37,536	37,536
Voc Psychologist	0.7	1	1	2,415-2,913	34,956	34,956
Prog Supvr	5.8	6	6	2,150-2,591	186,366	186,552
Sr Voc Rehab Counselor	3.6	5	5	2,002-2,415	139,160	141,096
Voc Rehab Counselor	29.2	30	30	1,827-2,197	784,172	787,950
Employment Prog Rep	0.6	1	1	1,407-2,002	24,024	24,024
Office Services Supvr III-Gen	1	1	1	1,544-1,854	22,248	22,248
Voc Rehab Trainee	0.8	2	2	1,407-1,596	36,321	37,406
Office Techn-Typing	3.4	4	4	1,214-1,551	68,400	68,400
Acctg Techn	1	1	1	1,214-1,551	17,100	17,100
Voc Rehab Asst	1	1	1	1,038-1,532	16,524	16,524
Case Service Supvr	4	4	4	1,260-1,486	68,320	70,474
Office Asst II-Typing	1.5	2	2	1,048-1,367	29,136	29,136
Acct Clk II	1	1	1	1,087-1,367	15,120	15,120
Steno	0.2	1	1	1,029-1,339	12,738	13,158
Case Service Asst	11.4	12	12	1,126-1,309	186,927	187,584
Temporary Help-Gen	-	0.2	0.2	(887)	3,655	3,655
Temporary Help-Med	0.2	0.4	0.4	(11,234)	30,600	30,600
Temporary Help-SSA	0.5	2	2	(7,468)	25,500	25,500
Totals	67.5	76.6	76.6	\$1,557,747	\$1,799,199	\$1,809,415

5160 DEPARTMENT OF REHABILITATION—Continued

ORCANIZATIONAL UNIT	NUMBER OF POSITIONS			EXPENDITURES		
	Filled 1983-84	Authorized 1984-85	Proposed 1985-86	Actual 1983-84	Estimated 1984-85	Proposed 1985-86
SALARY RANGE						
Van Nuys District:						
Medical Consultant	0.8	1	1	4,156-5,429	63,336	63,336
Prog Administrator II	0.9	1	1	2,591-3,128	36,811	37,536
Voc Psychologist	0.9	2	2	2,415-2,913	63,936	65,304
Prog Supvr	3.2	4	4	2,150-2,591	123,934	124,368
Sr Voc Rehab Counselor	2.5	3.7	3.7	2,002-2,415	103,467	104,871
Voc Rehab Counselor	18.7	19	19	1,827-2,197	489,720	494,409
Voc Rehab Counselor-Deaf	1	1	1	1,827-2,197	26,724	26,724
Office Services Supvr III-Cen	1	1	1	1,544-1,854	22,248	22,248
Voc Rehab Trainee	0.8	1	1	1,407-1,596	19,512	19,512
Office Techn-Typing	3.9	4	4	1,214-1,551	67,762	68,400
Acctg Techn	1	1	1	1,214-1,551	17,100	17,100
Case Service Supvr	3	3	3	1,260-1,486	53,856	53,856
Office Asst II-Typing	2.2	3	3	1,048-1,367	42,720	42,720
Case Service Asst	6.7	7	7	1,126-1,309	108,192	108,648
Temporary Help-Cen.....	-	0.2	0.2	(68)	3,655	3,655
Temporary Help-SSA.....	2.1	2	2	(29,165)	25,500	25,500
Totals	48.7	53.9	53.9	\$1,108,769	\$1,268,473	\$1,278,187
Los Angeles Coastal District:						
Prog Administrator II	1	1	1	2,591-3,128	37,536	37,536
Voc Psychologist	1	1	1	2,415-2,913	34,956	34,956
Prog Supvr	5.9	5	5	2,150-2,591	153,584	154,984
Sr Voc Rehab Counselor	4	4	4	2,002-2,415	114,276	116,056
Voc Rehab Counselor	27.2	30	30	1,827-2,197	755,720	768,390
Employment Prog Rep	0.1	-	-	1,407-2,002	-	-
Unemployment Insurance Adjudicator	0.1	-	-	1,666-2,002	-	-
Office Services Supvr III-Cen	1	1	1	1,544-1,854	22,248	22,248
Voc Rehab Trainee	0.6	1	1	1,407-1,596	19,152	19,152
Acctg Techn	1	1	1	1,214-1,551	17,100	17,100
Office Techn-Typing	2.8	3	3	1,214-1,551	51,300	51,300
Voc Rehab Asst	1	1	1	1,038-1,532	18,419	18,744
Case Service Supvr	4.1	4	4	1,260-1,486	70,074	70,779
Office Asst II-Typing	7.5	7	7	1,048-1,367	100,272	100,272
Case Service Asst	7.8	7	7	1,126-1,309	109,956	109,956
Office Asst I-Typing	-	2	2	976-1,126	24,312	25,092
Temporary Help-Cen.....	0.3	0.2	0.2	(7,458)	3,655	3,655
Temporary Help-Med	0.2	0.2	0.2	(9,800)	10,612	10,612
Temporary Help-SSA.....	0.7	0.5	0.5	(9,683)	5,100	5,100
Temporary Help-COD.....	0.9	-	-	(10,946)	-	-
Totals	67.2	68.9	68.9	\$1,481,615	\$1,548,272	\$1,565,932
Long Beach District:						
Prog Administrator II	0.9	1	1	2,591-3,128	37,536	37,536
Prog Supvr	3.3	4	4	2,150-2,591	120,838	122,616
Sr Voc Rehab Counselor	3	3	3	2,002-2,415	86,940	86,940
Voc Rehab Counselor	18.2	21	21	1,827-2,197	519,819	529,317
Office Services Supvr III-Cen	1	1	1	1,544-1,854	20,201	21,138
Voc Rehab Trainee	0.7	2	2	1,407-1,596	35,268	36,803
Office Techn-Typing	1.9	2	2	1,214-1,551	34,560	34,560
Office Techn-Cen	1	1	1	1,214-1,551	17,100	17,100
Acctg Techn	0.9	1	1	1,214-1,551	17,100	17,100
Case Service Supvr	3	3	3	1,260-1,486	53,496	53,496
Office Asst II-Typing	0.7	1	1	1,048-1,367	13,164	13,164
Acct Clk II	1	1	1	1,087-1,367	14,392	14,936
Case Service Asst	7.4	8	8	1,126-1,309	125,664	125,664
Office Asst I-Typing	-	1	1	976-1,126	12,156	12,546
Temporary Help-Cen.....	-	0.2	0.2	-	3,655	3,655
Temporary Help-Med	-	0.1	0.1	(2,396)	5,787	5,787
Temporary Help-SSA.....	1.8	1.8	1.8	(24,555)	20,400	20,400
Totals	44.8	52.1	52.1	\$983,543	\$1,138,076	\$1,152,758
Anaheim District:						
Medical Consultant	1	1	1	4,156-5,429	63,336	63,336
Prog Administrator II	1	1	1	2,591-3,128	37,536	37,536
Voc Psychologist	1	1	1	2,415-2,913	34,416	34,956
Prog Supvr	6.4	7	7	2,150-2,591	217,644	217,644
Sr Voc Rehab Counselor	5	5	5	2,002-2,415	144,900	144,900
Voc Rehab Counselor	33	32	32	1,827-2,197	839,846	843,864
Office Services Supvr III-Cen	0.8	1	1	1,544-1,854	20,838	21,780
Voc Rehab Trainee	1.9	2	2	1,407-1,596	37,358	38,896
Office Techn-Typing	4	4	4	1,214-1,551	68,400	68,400
Case Service Supvr	5	5	5	1,260-1,486	89,160	89,160
Office Asst II-Typing	3	4	4	1,048-1,367	58,164	58,164
Acct Clk II	1	1	1	1,087-1,367	15,120	15,120
Case Service Asst	12.9	12.5	12.5	1,126-1,309	194,608	195,418
Temporary Help-Cen.....	0.5	0.2	0.2	(11,678)	3,655	3,655
Temporary Help-SSA.....	1.4	2	2	(19,461)	25,500	25,500
Totals	77.9	78.7	78.7	\$1,781,043	\$1,850,481	\$1,858,329
San Bernardino District:						
Medical Consultant	0.4	1	1	4,156-5,429	57,092	59,920
Prog Administrator II	0.8	1	1	2,591-3,128	37,101	37,536
Voc Psychologist	1	1	1	2,415-2,913	34,956	34,956
Prog Supvr	4	4	4	2,150-2,591	124,368	124,368

5160 DEPARTMENT OF REHABILITATION—Continued

ORGANIZATIONAL UNIT	NUMBER OF POSITIONS			EXPENDITURES			
	Classification	Filled 1983-84	Authorized 1984-85	Proposed 1985-86	Actual 1983-84	Estimated 1984-85	Proposed 1985-86
SALARY RANGE							
Sr Voc Rehab Counselor	1.4	2	2	2,002-2,415	57,176	57,960	
Adm Asst I	0.9	1	1	1,827-2,303	21,924	22,944	
Voc Rehab Counselor	19.4	21	21	1,827-2,197	532,187	539,532	
Employment Prog Counselor	0.1	-	-	1,407-2,002	-	-	
Office Services Supvr III-Gen	1	1	1	1,544-1,854	22,248	22,248	
Voc Rehab Trainee	0.9	3	3	1,407-1,596	52,272	54,567	
Office Techn-Typing	4.6	5	5	1,214-1,551	85,628	85,860	
Sr Acct Clk	0.3	-	-	1,214-1,551	-	-	
Voc Rehab Asst	0.6	-	-	1,038-1,532	-	-	
Case Service Supvr	2.9	3	3	1,260-1,486	53,496	53,496	
Office Asst II-Typing	2.2	2	2	1,048-1,367	29,688	29,688	
Acct Clk II	1.2	2	2	1,087-1,367	28,003	29,000	
Case Service Asst	5.2	5.5	5.5	1,126-1,309	86,754	86,754	
Office Asst I-Typing	-	1	1	976-1,126	12,156	12,546	
Temporary Help-Gen	0.7	0.2	0.2	(17,422)	3,655	3,655	
Temporary Help-Med	-	0.3	0.3	-	21,224	21,224	
Temporary Help-SSA	0.8	1	1	(11,571)	10,200	10,200	
Totals	48.4	55	55	\$1,092,277	\$1,270,128	\$1,286,454	
Riverside District:							
Medical Consultant	0.5	1.2	1.2	4,156-5,429	24,936	26,160	
Prog Administrator II	1	1	1	2,591-3,128	37,536	37,536	
Prog Supvr	3.9	4	4	2,150-2,591	122,280	123,642	
Sr Voc Rehab Counselor	2.9	3	3	2,002-2,415	86,940	86,940	
Voc Rehab Counselor	18.2	20	20	1,827-2,197	522,652	527,082	
Office Services Supvr III-Gen	0.8	1	1	1,544-1,854	19,251	20,139	
Voc Rehab Trainee	0.1	-	-	1,407-1,596	-	-	
Office Techn-Typing	5.8	6	6	1,214-1,551	102,264	102,960	
Sr Acct Clk	1	1	1	1,214-1,551	17,100	17,100	
Voc Rehab Asst	1	1	1	1,038-1,532	16,524	16,524	
Case Service Supvr	1	1	1	1,260-1,486	17,832	17,832	
Office Asst II-Typing	1.7	2	2	1,048-1,367	28,197	28,626	
Acct Clk II	0.8	0.7	0.7	1,087-1,367	11,340	11,340	
Case Service Asst	5.2	7.8	7.8	1,126-1,309	119,651	120,668	
Office Asst I-Typing	-	0.5	0.5	976-1,126	6,078	6,273	
Temporary Help-Gen	0.2	0.2	0.2	(5,183)	3,655	3,655	
Temporary Help-SSA	1.4	1.8	1.8	(19,811)	20,400	20,400	
Totals	45.5	52.2	52.2	\$1,031,162	\$1,156,636	\$1,166,877	
Pasadena District:							
Medical Consultant	2	2	2	4,156-5,429	125,544	125,544	
Prog Administrator II	1	1	1	2,591-3,128	37,896	37,896	
Voc Psychologist	1	1	1	2,415-2,913	32,050	33,569	
Prog Administrator I	0.4	-	-	2,360-2,845	-	-	
Prog Supvr	7.1	6	6	2,150-2,591	187,632	187,632	
Sr Voc Rehab Counselor	5.4	6	6	2,002-2,415	174,016	174,240	
Voc Rehab Counselor	34	34.5	34.5	1,827-2,197	903,544	909,492	
Office Services Supvr III-Gen	1	1	1	1,544-1,854	22,248	22,248	
Voc Rehab Trainee	0.2	-	-	1,407-1,596	-	-	
Office Techn-Typing	4.7	5	5	1,214-1,551	82,968	83,520	
Acctg Techn	1	1	1	1,214-1,551	17,100	17,100	
Voc Rehab Asst	1	2	2	1,038-1,532	29,358	29,766	
Secty	1	1	1	1,236-1,512	17,448	17,448	
Case Service Supvr	5.6	6	6	1,260-1,486	106,388	107,108	
Office Asst II-Typing	3.6	3	3	1,048-1,367	42,708	42,708	
Acct Clk II	1	2	2	1,087-1,367	27,590	28,564	
Office Asst II-Gen	1	1	1	1,048-1,309	14,568	14,568	
Case Service Asst	11.2	12	12	1,126-1,309	185,650	187,302	
Office Asst I-Typing	-	3	3	976-1,126	36,468	37,638	
Asst Clk	0.4	-	-	832-950	-	-	
Temporary Help-Gen	-	0.4	0.4	-	7,309	7,309	
Temporary Help-SSA	1.7	1.5	1.5	(23,938)	15,300	15,300	
Totals	84.3	89.4	89.4	\$1,955,466	\$2,065,785	\$2,078,952	
Los Angeles Central District:							
Prog Administrator II	0.9	1	1	2,591-3,128	37,101	37,536	
Voc Psychologist	1	1	1	2,415-2,913	34,956	34,956	
Prog Supvr	4.7	5	5	2,150-2,591	150,168	151,380	
Sr Voc Rehab Counselor	2.7	3	3	2,002-2,415	85,820	86,940	
Voc Rehab Counselor	23.3	24	24	1,827-2,197	629,754	632,556	
Employment Prog Rep	0.7	1	1	1,407-2,002	24,024	24,024	
Office Services Supvr III-Gen	1	1	1	1,544-1,854	22,248	22,248	
Office Techn-Typing	1.8	2	2	1,214-1,551	31,668	32,220	
Sr Acct Clk	1	1	1	1,214-1,551	18,240	18,240	
Secty	1	1	1	1,236-1,512	17,448	17,448	
Case Service Supvr	2.8	3	3	1,260-1,486	53,856	53,856	
Office Asst II-Typing	1.1	1	1	1,048-1,367	13,584	13,584	
Acct Clk II	0.5	1	1	1,087-1,367	13,374	13,812	
Case Service Asst	9	10	10	1,126-1,309	140,668	141,412	
Asst Clk	0.1	-	-	832-950	-	-	
Temporary Help-Gen	-	0.2	0.2	(74)	3,655	3,655	
Temporary Help-SSA	1.2	1.8	1.8	(16,282)	20,400	20,400	
Totals	52.8	57	57	\$1,210,287	\$1,296,964	\$1,304,267	

5160 DEPARTMENT OF REHABILITATION—Continued

ORGANIZATIONAL UNIT	NUMBER OF POSITIONS			EXPENDITURES			
	Classification	Filled 1983-84	Authorized 1984-85	Proposed 1985-86	Actual 1983-84	Estimated 1984-85	Proposed 1985-86
Norwalk District:							
				SALARY RANGE			
Medical Consultant	0.5	0.5	0.5	4,156-5,429	31,668	31,668	
Prog Administrator II	1	1	1	2,591-3,128	37,536	37,536	
Voc Psychologist	1	1	1	2,415-2,913	34,956	34,956	
Prog Administrator I	0.2	-	-	2,360-2,845	-	-	
Prog Supvr	5.6	6	6	2,150-2,591	179,037	182,237	
Sr Voc Rehab Counselor	4	5	5	2,002-2,415	142,230	144,564	
Voc Rehab Counselor	29.6	34	34	1,827-2,197	854,344	869,700	
Office Services Supvr III-Gen	1.3	1	1	1,544-1,854	22,248	22,248	
Office Techn-Typing	5.5	6	6	1,214-1,551	100,068	100,620	
Acctg Techn	1	1	1	1,214-1,551	17,100	17,100	
Voc Rehab Asst	2.2	3	3	1,038-1,532	46,122	47,270	
Secty	1	1	1	1,236-1,512	17,448	17,448	
Case Service Supvr	4	4	4	1,260-1,486	71,328	71,328	
Office Asst II-Typing	1	2	2	1,048-1,367	28,092	28,092	
Acct Clk II	0.8	1	1	1,087-1,367	15,120	15,120	
Office Asst II-Gen	1	1	1	1,048-1,309	14,568	14,568	
Case Service Asst	13.1	15	15	1,126-1,309	234,576	235,032	
Janitor	1	1	1	1,038-1,294	14,376	14,376	
Office Asst I-Typing	0.8	0.5	0.5	976-1,126	6,078	6,273	
Office Occupations Clk	1	1	1	913-1,048	12,744	12,744	
Temporary Help-Gen	0.1	0.4	0.4	(1,573)	7,309	7,309	
Temporary Help-Med	-	0.3	0.3	-	19,951	19,951	
Temporary Help-SSA	1.5	2.5	2.5	(21,095)	25,500	25,500	
Totals	77.2	88.2	88.2	\$1,676,740	\$1,932,399	\$1,955,640	
Los Angeles Mid-Cities District:							
Medical Consultant	1	1	1	4,156-5,429	65,148	65,148	
Prog Administrator II	1	1	1	2,591-3,128	37,536	37,536	
Voc Psychologist	1	1	1	2,415-2,913	32,320	33,876	
Prog Supvr	5	4	4	2,150-2,591	124,368	124,368	
Sr Voc Rehab Counselor	2.7	3	3	2,002-2,415	85,708	86,940	
Voc Rehab Counselor	16.9	19	19	1,827-2,197	468,373	479,766	
Office Services Supvr III-Gen	1	1	1	1,544-1,854	20,917	21,858	
Voc Rehab Trainee	1.6	3	3	1,407-1,596	52,452	54,762	
Office Techn-Typing	3.9	4	4	1,214-1,551	67,994	68,400	
Voc Rehab Asst	1	1	1	1,038-1,532	18,384	18,384	
Case Service Supvr	4	4	4	1,260-1,486	69,958	70,657	
Office Asst II-Typing	0.9	1	1	1,048-1,367	15,120	15,120	
Acct Clk II	1	1	1	1,087-1,367	15,120	15,120	
Case Service Asst	8.3	9	9	1,126-1,309	135,000	136,368	
Temporary Help-Gen	0.2	0.2	0.2	(4,070)	3,655	3,655	
Temporary Help-SSA	-	0.5	0.5	-	5,100	5,100	
Totals	49.5	53.7	53.7	\$1,124,196	\$1,217,153	\$1,237,058	
Totals, Field Operations Division	1,332.9	1,455.4	1,455.4	\$30,315,241	\$33,264,460	\$33,543,774	
TOTALS, AUTHORIZED POSITIONS	1,701.8	1,803.2	1,803.2	\$39,208,483	\$41,764,685	\$42,139,793	
Regular/Ongoing Positions	1,636.2	1,752.4	1,752.4	37,850,112	40,927,864	41,302,972	
Temporary Help	65.6	50.8	50.8	1,343,230	798,617	798,617	
Overtime	-	-	-	15,141	38,204	38,204	

5180 DEPARTMENT OF SOCIAL SERVICES *

Executive Division						
Directors Office:				SALARY RANGE		
Director	1	1	1	\$57,829	\$57,829	\$57,829
Chief Dep Director	1	1	1	4,486	53,832	53,832
Exec Advisor	0.7	-	-	3,708-3,888	-	-
Asst to Chief Dep Director	1	1	1	3,372-3,534	42,408	42,408
Assoc Govtl Prog Analyst	0.9	1	1	2,197-2,651	27,530	28,868
Staff Services Analyst-Gen	0.1	-	-	1,407-2,197	-	-
Exec Secty II	1	1	1	1,512-1,809	21,708	21,708
Exec Secty I	1	1	1	1,389-1,653	19,568	19,836
Mgt Services Techn	0.2	1	1	1,177-1,565	18,348	18,780
Ofc Techn-Gen	1	1	1	1,214-1,551	17,100	17,100
Secty	0.5	-	-	1,236-1,512	-	-
Ofc Asst II-Typing	0.5	-	-	1,048-1,367	-	-
Ofc Asst I-Typing	0.2	1	1	976-1,126	12,480	12,884
Temporary Help	1.7	4.6	4.6	30,095	42,625	48,429
Overtime	-	-	-	1,396	5,436	5,436
State Social Services Advisory Board:						
Bd Members (7) per diem	0.1	-	-	525	7,420	7,420
Exec Secty	1	1	1	3,069-3,216	38,592	38,592
Exec Secty I	1	1	1	1,389-1,653	18,687	19,501
State Advisory Committee On Child Abuse:						
Exec Off	1	1	1	3,069-3,216	38,592	38,592
Exec Secty I	0.3	-	-	1,389-1,653	-	-
Ofc Asst II-Typing	0.1	-	-	1,048-1,367	-	-

*The Salary Range and the amounts shown in 1984-85 and 1985-86 for this department do not reflect the 1984-85 fiscal year salary increase adjustment. This adjustment is reflected in the departmental Summary by Object of the Governor's Budget.

5180 DEPARTMENT OF SOCIAL SERVICES—Continued

ORGANIZATIONAL UNIT Classification	NUMBER OF POSITIONS			EXPENDITURES		
	Filled 1983-84	Authorized 1984-85	Proposed 1985-86	Actual 1983-84	Estimated 1984-85	Proposed 1985-86
Advisory Committee On Community Care						
Facilities:						
Exec Secty	1	1	1	3,069-3,216	38,592	38,592
Totals	15.3	17.6	17.6	\$450,164	\$460,747	\$469,807
Equal Employment Opportunity:						
Staff Services Mgr II-Supvry	0.9	1	1	2,651-3,200	38,400	38,400
Assoc Govtl Prog Analyst	4.5	5	5	2,197-2,651	150,828	154,978
Staff Services Analyst-Gen	0.3	-	-	1,407-2,197	-	-
Mgt Services Techn	0.2	1	1	1,177-1,565	18,027	18,654
Office Techn-Typing	0.5	-	-	1,214-1,551	-	-
Statistical Clk	0.8	-	-	1,214-1,425	-	-
Office Asst II-Typing	1.3	1	1	1,048-1,367	14,982	15,120
Totals	8.5	8	8	\$210,615	\$222,237	\$227,152
Office Of Deaf Access:						
Disability Eval Services Adm II	0.9	1	1	2,651-3,200	38,400	38,400
Staff Services Analyst-Gen	1	1	1	1,407-2,197	24,294	25,440
Office Techn-Typing	0.2	0.5	0.5	1,214-1,551	8,550	8,550
Totals	2.1	2.5	2.5	\$53,544	\$71,244	\$72,390
Office For Services To The Blind:						
Div Chief	1	1	1	2,591-3,128	37,536	37,536
Social Service Consultant I	0.4	-	-	1,827-2,197	-	-
Staff Services Analyst-Gen	0.6	1	1	1,407-2,197	26,364	26,364
Sr Legal Typist	0.8	-	-	1,331-1,729	-	-
Office Techn-Typing	-	1	1	1,214-1,551	17,100	17,100
Totals	2.8	3	3	\$77,705	\$81,000	\$81,000
Office Of Legislation:						
Dep Director-Legislation	1	1	1	3,708-3,888	46,656	46,656
Staff Services Mgr III	1	1	1	2,913-3,518	42,216	42,216
Assoc Govtl Prog Analyst	2	2	2	2,197-2,651	61,704	63,136
Office Techn-Typing	0.5	-	-	1,214-1,551	-	-
Secty	1.4	2	2	1,236-1,512	34,726	34,896
Totals	5.9	6	6	\$176,384	\$185,302	\$186,904
Totals, Executive Division	34.6	37.1	37.1	\$968,412	\$1,020,530	\$1,037,253
Government & Com Relations Division						
Deputy Director, Gov & Com Rel Division:						
Dep Director	0.4	1	1	4,077-4,274	49,909	51,288
Adm Asst II	1	1	1	2,197-2,651	31,812	31,812
Office Techn-Typing	1	1	1	1,214-1,551	17,100	17,100
Temporary Help	12.8	0.9	0.9	315,715	10,600	10,600
Overtime	-	-	-	-	1,877	1,877
Totals	15.2	3.9	3.9	\$381,606	\$111,298	\$112,677
Office Of Refugee Services:						
C.E.A. II	1.1	1	1	3,052-4,057	48,684	48,684
Staff Services Mgr II-Supvry	2.9	3	3	2,651-3,200	115,056	115,200
Staff Services Mgr I	3.1	4	4	2,415-2,913	139,824	139,824
Assoc Govtl Prog Analyst	16.8	17	17	2,197-2,651	522,146	531,642
Staff Services Analyst-Gen	8.7	9	9	1,407-2,197	228,703	234,252
Jr Staff Analyst-Gen I	-	8	5	1,407-1,827	122,409	88,020
Office Techn-Typing	2.2	3	3	1,214-1,551	48,628	49,966
Office Asst II-Typing	3.8	3	3	1,048-1,367	43,176	43,176
Office Asst I-Typing	-	1	1	976-1,126	12,156	12,546
Totals	38.6	49	46	\$1,042,391	\$1,280,782	\$1,263,310
Local Government Liaison:						
Staff Services Mgr III	1	1	1	2,913-3,518	42,216	42,216
Totals	1	1	1	\$41,022	\$42,216	\$42,216
Office Of Public Information:						
Public Info Off	1	1	1	3,069-3,216	38,445	38,592
Info Off II	0.1	-	-	2,651-3,200	-	-
Info Off I	1.1	1	1	2,197-2,651	31,812	31,812
Office Techn-Typing	0.6	1	1	1,214-1,551	17,100	17,100
Secty	0.3	-	-	1,236-1,512	-	-
Totals	3.1	3	3	\$79,865	\$87,357	\$87,504
Special Programs Mgt Branch:						
Staff Services Mgr III	1.1	-	-	2,913-3,518	-	-
Office Techn-Typing	0.3	-	-	1,214-1,551	-	-
Office Asst II-Typing	-	0.5	0.5	1,048-1,367	6,477	6,687
Disaster Response Unit:						
Social Service Administrator III	0.7	-	-	2,983-3,602	-	-
Staff Services Mgr I	1.1	1	1	2,415-2,913	34,956	34,956
Assoc Govtl Prog Analyst	1.5	2	2	2,197-2,651	63,624	63,624
Office Asst II-Typing	0.5	1	1	1,048-1,367	15,120	15,120
Emergency Welfare Services:						
Social Service Consultant III	1.1	1	1	2,197-2,651	31,812	31,812
Totals	6.3	5.5	5.5	\$194,621	\$151,989	\$152,199
Totals, Government & Com Relations Division	64.2	62.4	59.4	\$1,739,505	\$1,673,642	\$1,657,906

5180 DEPARTMENT OF SOCIAL SERVICES—Continued

ORGANIZATIONAL UNIT	NUMBER OF POSITIONS			EXPENDITURES		
	Filled 1983-84	Authorized 1984-85	Proposed 1985-86	Actual 1983-84	Estimated 1984-85	Proposed 1985-86
SALARY RANGE						
Legal Affairs Division						
Deputy Director, Legal Affairs Division:						
Chief Counsel II	1	1	1	4,077-4,935	59,220	59,220
Exec Secty I	1	1	1	1,389-1,653	19,805	19,836
Temporary Help	-	0.9	0.9	-	10,600	10,600
Totals	2	2.9	2.9	\$76,286	\$89,625	\$89,656
Chief Counsel:						
Asst Chief Counsel	3	3	3	3,780-4,571	164,556	164,556
Staff Counsel III	5	5	5	3,602-4,360	257,972	260,784
Staff Counsel II	8.1	12	12	3,128-3,780	493,422	514,663
Staff Counsel I	4.4	3	3	2,845-3,440	106,195	111,345
Legal Counsel	1.4	1	1	2,051-2,591	24,612	25,800
Legal Analyst	0.6	1.6	1.6	1,827-2,197	37,948	39,740
Staff Services Analyst-Gen	0.8	-	-	1,407-2,197	-	-
Legal Support Supvr I	0.4	-	-	1,512-1,983	-	-
Legal Asst	3.8	4.4	4.4	1,544-1,854	90,394	93,454
Sr Legal Typist	2.5	3	3	1,331-1,729	56,070	56,616
Sr Legal Steno	0.6	-	-	1,331-1,729	-	-
Office Techn-Typing	0.9	1	1	1,214-1,551	15,998	16,694
Legal Steno	0.4	1	1	1,191-1,517	14,798	15,365
Hearing Asst	1	1	1	1,198-1,467	17,562	17,604
Office Asst II-Typing	3.4	3	3	1,048-1,367	44,256	44,256
Totals	36.3	39	39	\$1,165,428	\$1,323,783	\$1,360,877
Totals, Legal Affairs Division	38.3	41.9	41.9	\$1,241,714	\$1,413,408	\$1,450,533
Office Of The Chief Referee						
Office Of The Chief Referee:						
Chief Referee	1	1	1	4,077-4,935	59,220	59,220
Asst Chief Hearing Off	1	1	1	3,780-4,571	54,852	54,852
Sr Hearing Off	3.9	4	4	3,602-4,360	205,867	208,260
Hearing Off II	3.4	4	4	3,128-3,780	175,904	180,550
Staff Services Mgr I	1	1	1	2,415-2,913	34,956	34,956
Assoc Govtl Prog Analyst	1.7	3	3	2,197-2,651	86,024	88,652
Staff Services Analyst-Gen	2.8	3	3	1,407-2,197	67,272	69,144
Legal Secty	1	1	1	1,450-1,729	20,748	20,748
Ofc Techn-Gen	0.1	0.5	0.5	1,214-1,551	7,284	7,560
Ofc Techn-Typing	3	3	3	1,214-1,551	51,300	51,300
Ofc Asst II-Typing	3.6	4	4	1,048-1,367	58,272	58,272
Temporary Help	55	4.7	4.7	887,464	59,902	59,902
Overtime	-	-	-	737	700	700
Sacramento Regional Office:						
Asst Chief Hearing Off	1	1	1	3,780-4,571	54,852	54,852
Supvng Hearing Off	2.5	3	3	3,602-4,360	148,932	151,098
Hearing Off II	15.6	16	16	3,128-3,780	705,934	716,112
Hearing Off I	5.6	4	4	2,051-3,440	158,393	162,071
Chief	0.1	1	1	2,591-3,128	35,941	37,536
Office Techn-Typing	1	1	1	1,214-1,551	17,100	17,100
Office Asst II-Typing	1.8	2	2	1,048-1,367	29,688	29,688
Office Asst II-Gen	0.8	-	-	1,048-1,309	-	-
Office Asst I-Typing	-	1	1	976-1,126	12,156	12,546
San Francisco Regional Office:						
Asst Chief Hearing Off	1	1	1	3,780-4,571	54,852	54,852
Supvng Hearing Off	1.9	2	2	3,602-4,360	104,640	104,640
Hearing Off II	10.1	11	11	3,128-3,780	491,838	497,002
Hearing Off I	1	1	1	2,051-3,440	36,811	38,593
Office Services Supvr I-Typing	0.3	-	-	1,214-1,551	-	-
Office Techn-Typing	0.7	1	1	1,214-1,551	17,100	17,100
Office Asst II-Typing	2	2	2	1,048-1,367	30,240	30,240
Office Asst I-Typing	-	1	1	976-1,126	12,156	12,546
Los Angeles Regional Office:						
Asst Chief Hearing Off	0.9	1	1	3,780-4,571	49,679	52,116
Supvng Hearing Off	1.5	2	2	3,602-4,360	96,612	98,778
Hearing Off II	6	9	9	3,128-3,780	382,209	389,695
Hearing Off I	4.8	3	3	2,051-3,440	115,482	119,070
Staff Services Mgr II-Supvry	0.7	1	1	2,651-3,200	38,400	38,400
Adoptions Case Worker	0.3	-	-	1,827-2,197	-	-
Office Services Supvr I-Gen	0.9	1	1	1,214-1,551	17,100	17,100
Office Techn-Gen	1	1	1	1,214-1,551	14,568	15,120
Office Asst II-Typing	1.9	2	2	1,048-1,367	29,688	29,688
Word Processing Techn	1	1	1	1,048-1,309	15,708	15,708
Office Asst II-Gen	1.5	1	1	1,048-1,309	14,568	14,568
Support Services Asst-Gen	1	-	-	944-1,168	-	-
Office Asst I-Gen	-	1	1	944-1,087	11,790	12,156
State Hearing Support Section:						
Office Services Supvr III-Gen	0.9	1	1	1,544-1,854	18,729	19,569
Office Services Supvr II-Gen	1.9	2	2	1,358-1,768	37,424	38,184
Office Techn-Gen	1	1	1	1,214-1,551	17,100	17,100
Office Services Supvr I-Gen	3.7	4	4	1,214-1,551	68,400	68,400
Office Asst II-Typing	9.5	9	9	1,048-1,367	126,163	128,407
Office Asst II-Gen	4.8	5	5	1,048-1,309	70,716	71,576
Student Asst	0.2	-	-	935-1,246	-	-

5180 DEPARTMENT OF SOCIAL SERVICES—Continued

ORGANIZATIONAL UNIT Classification	NUMBER OF POSITIONS			EXPENDITURES		
	Filled 1983-84	Authorized 1984-85	Proposed 1985-86	Actual 1983-84	Estimated 1984-85	Proposed 1985-86
				SALARY RANGE		
Office Asst I-Typing	0.9	5	5	976-1,126	62,136	64,140
Office Asst I-Gen	2.1	6	6	944-1,087	60,364	62,301
Totals	169.4	134.2	134.2	\$4,427,466	\$4,039,770	\$4,102,168
Totals, Office Of The Chief Ref- eree	169.4	134.2	134.2	\$4,427,466	\$4,039,770	\$4,102,168
Welfare Program Operations Division						
Deputy Director, Welfare Program Operations Division:						
C.E.A. III	1	1	1	3,357-4,464	53,568	53,568
Staff Services Mgr III	0.1	-	-	2,913-3,518	-	-
Assoc Govtl Prog Analyst	0.4	1	1	2,197-2,651	31,812	31,812
Adm Asst II	0.6	-	-	2,197-2,651	-	-
Exec Secty I	1	1	1	1,389-1,653	19,836	19,836
Temporary Help	0.2	0.9	0.9	3,131	16,404	10,600
Overtime	-	-	-	5,177	11,749	11,749
Totals	3.3	3.9	3.9	\$114,069	\$133,369	\$127,565
AFDC Program Management Branch:						
C.E.A. II	0.9	1	1	3,052-4,057	48,496	48,684
Office Techn-Typing	0.9	1	1	1,214-1,551	14,568	15,120
AFDC Program Development Bureau:						
Staff Services Mgr II-Supvry	1	1	1	2,651-3,200	38,400	38,400
Staff Services Mgr I	1.7	1	1	2,415-2,913	34,956	34,956
Assoc Govtl Prog Analyst	5.4	5.5	5.5	2,197-2,651	169,030	170,790
Office Techn-Typing	1	1	1	1,214-1,551	17,100	17,100
AFDC Corrective Action Bureau:						
Staff Services Mgr II-Supvry	1	1	1	2,651-3,200	38,400	38,400
Staff Services Mgr I	2	2	2	2,415-2,913	67,752	69,912
Assoc Govtl Prog Analyst	7.1	7	7	2,197-2,651	222,684	222,684
Staff Services Analyst-Gen	0.4	0.5	0.5	1,407-2,197	12,174	12,762
Jr Staff Analyst-Gen	-	1	1	1,407-1,827	16,884	17,604
Office Techn-Typing	1	1	1	1,214-1,551	17,100	17,100
AFDC Policy Implementation Bureau:						
Staff Services Mgr II-Supvry	1	1	1	2,651-3,200	38,400	38,400
Staff Services Mgr I ²	1.4	4	4	2,415-2,913	133,848	135,216
Assoc Govtl Prog Analyst	7.3	10	10	2,197-2,651	311,708	314,852
Staff Services Analyst-Gen	0.8	-	-	1,407-2,197	-	-
Jr Staff Analyst-Gen	-	6	5	1,407-1,827	101,304	88,020
Office Techn-Typing	1	1	1	1,214-1,551	17,100	17,100
Office Asst I-Typing ²	-	1	1	976-1,126	12,954	13,374
Employment Programs Bureau:						
Staff Services Mgr II-Supvry	0.8	1	1	2,651-3,200	38,400	38,400
Staff Services Mgr I	2	2	2	2,415-2,913	69,912	69,912
Assoc Govtl Prog Analyst	5.9	6	6	2,197-2,651	186,830	189,294
Social Service Consultant II	0.3	-	-	2,002-2,415	-	-
Staff Services Analyst-Gen	0.1	-	-	1,407-2,197	-	-
Secty	0.8	1	1	1,236-1,512	17,448	17,448
Totals	43.8	56	55	\$1,314,020	\$1,625,448	\$1,625,528
Adult & Foster Care Program Management Branch:						
Staff Services Mgr III	0.4	1	1	2,913-3,518	40,767	42,216
Office Techn-Typing	0.3	-	-	1,214-1,551	-	-
Secty	0.3	1	1	1,236-1,512	17,448	17,448
Adult Program Management Bureau:						
Social Service Administrator II	1	1	1	2,717-3,279	39,348	39,348
Staff Services Mgr I	1	1	1	2,415-2,913	34,956	34,956
Assoc Govtl Prog Analyst	3.7	5	5	2,197-2,651	153,824	155,108
Staff Services Analyst-Gen	0.9	-	-	1,407-2,197	-	-
Secty	0.9	1	1	1,236-1,512	14,852	15,396
Foster Care Management Bureau:						
Staff Services Mgr II-Supvry	1	1	1	2,651-3,200	31,812	33,336
Staff Services Mgr I	1	2	2	2,415-2,913	62,451	65,304
Assoc Govtl Prog Analyst	6.8	7	7	2,197-2,651	219,404	220,764
Staff Services Analyst-Gen	0.8	-	-	1,407-2,197	-	-
Office Techn-Typing	0.9	1	1	1,214-1,551	14,568	15,120
Office Asst II-Typing	0.2	-	-	1,048-1,367	-	-
Office Asst I-Typing	-	0.5	0.5	976-1,126	6,078	6,273
Foster Care Rates Bureau:						
Staff Services Mgr II-Supvry ⁴	0.9	1	-	2,651-3,200	36,624	-
Staff Services Mgr I ⁴	2.9	3	-	2,415-2,913	102,105	-
Assoc Govtl Prog Analyst ⁴	12.6	13	-	2,197-2,651	396,744	-
Staff Services Analyst-Gen ⁴	1.4	2	-	1,407-2,197	49,497	-
Sr Acct Clk ⁴	0.8	1	-	1,214-1,551	17,100	-
Ofc Asst II-Typing ⁴	0.7	1	-	1,048-1,367	12,954	-
Word Processing Techn ⁴	1	1	-	1,048-1,309	14,568	-
Totals	39.5	43.5	21.5	\$1,119,356	\$1,265,100	\$645,269
Food Stamp Program Management Branch:						
C.E.A. II	1	1	1	3,052-4,057	48,684	48,684
Ofc Techn-Typing	0.8	1	1	1,214-1,551	17,100	17,100

5180 DEPARTMENT OF SOCIAL SERVICES—Continued

ORGANIZATIONAL UNIT	NUMBER OF POSITIONS			EXPENDITURES			
	Classification	Filled 1983-84	Authorized 1984-85	Proposed 1985-86	Actual 1983-84	Estimated 1984-85	Proposed 1985-86
Food Stamp Policy Coordination Bureau:				SALARY RANGE			
Staff Services Mgr II-Supvry	1	1	1	2,651-3,200	38,400	38,400	
Staff Services Mgr I ²	1.6	3	3	2,415-2,913	98,892	100,260	
Assoc Govtl Prog Analyst	5.3	6	6	2,197-2,651	189,652	190,872	
Staff Services Analyst-Gen	2.3	2	2	1,407-2,197	47,418	49,680	
Jr Staff Analyst-Gen ⁶	-	7	4.5	1,407-1,827	118,188	79,218	
Mgt Services Techn	0.7	1	1	1,177-1,565	18,668	18,780	
Office Techn-Typing	0.7	1	1	1,214-1,551	16,868	17,100	
Office Asst II-Typing ⁵	0.3	1.5	0.5	1,048-1,367	19,116	6,582	
Food Stamp Systems Bureau:							
Staff Services Mgr II-Supvry	1	1	1	2,651-3,200	38,400	38,400	
Staff Services Mgr I	1	1	1	2,415-2,913	34,956	34,956	
Assoc Govtl Prog Analyst	5	5	5	2,197-2,651	159,060	159,060	
Staff Services Analyst-Gen	0.5	1	1	1,407-2,197	22,859	23,934	
Ofc Techn-Typing	0.3	1	1	1,214-1,551	15,120	15,708	
Ofc Asst II-Typing	0.5	-	-	1,048-1,367	-	-	
Food Stamp Program Operation Bureau:							
Staff Services Mgr II-Supvry	1	1	1	2,651-3,200	38,400	38,400	
Staff Services Mgr I	1.8	1	1	2,415-2,913	28,980	30,348	
Assoc Govtl Prog Analyst	4.1	5	5	2,197-2,651	151,044	155,252	
Staff Services Analyst-Gen	0.9	1.5	1.5	1,407-2,197	34,807	35,166	
Ofc Techn-Typing	0.3	-	-	1,214-1,551	-	-	
Ofc Asst II-Typing	0.7	1	1	1,048-1,367	14,568	14,568	
Totals	30.8	43	39.5	\$889,074	\$1,151,180	\$1,112,468	
Ghild Support Program Management Branch:							
G.E.A. I	1	1	1	2,778-3,690	44,280	44,280	
Ghild Support Management Bureau:							
Staff Services Mgr II-Supvry	0.9	1	1	2,651-3,200	38,400	38,400	
Staff Services Mgr I	1	1	1	2,415-2,913	33,336	34,956	
Assoc Govtl Prog Analyst	5.3	6	6	2,197-2,651	180,930	183,528	
Staff Services Analyst-Gen ⁷	2.3	2.5	1.5	1,407-2,197	64,101	38,904	
Secty	1	1	1	1,236-1,512	17,448	17,448	
Ghild Support Operations Bureau:							
Staff Services Mgr II-Supvry	1	1	1	2,651-3,200	38,400	38,400	
Staff Services Mgr I	1	1	1	2,415-2,913	34,956	34,956	
Assoc Govtl Prog Analyst ⁷	6.9	7	6	2,197-2,651	216,368	187,318	
Social Service Consultant II ⁷	1	1	-	2,002-2,415	28,980	-	
Staff Services Analyst-Gen ⁷	1.3	1	-	1,407-2,197	26,265	-	
Jr Staff Analyst-Gen ⁸	-	1.5	1	1,407-1,827	25,326	17,604	
Ofc Asst II-Typing	1	1	1	1,048-1,367	15,120	15,120	
Totals	23.7	26	21.5	\$690,337	\$763,910	\$650,914	
Totals, Welfare Program Operations Division	141.1	172.4	141.4	\$4,126,856	\$4,939,007	\$4,161,744	
Information Systems Mgmt Div							
County Information Sys Branch:							
County Information Systems Approval Bureau:							
Staff Services Mgr I	0.9	-	-	2,415-2,913	-	-	
Assoc Programmer Analyst	0.8	-	-	2,197-2,651	-	-	
Assoc Govtl Prog Analyst	2	-	-	2,197-2,651	-	-	
Staff Services Analyst-Gen	0.9	-	-	1,407-2,197	-	-	
Secty	0.6	-	-	1,236-1,512	-	-	
Temporary Help	8.7	-	-	278,231	-	-	
Totals	13.9	-	-	\$422,872	-	-	
Data Processing Branch:							
DP Mgr III	0.5	-	-	2,913-3,518	-	-	
DP Mgr II	1.8	-	-	2,651-3,200	-	-	
DP Mgr I	2.8	-	-	2,415-2,913	-	-	
Staff DP Analyst	1.8	-	-	2,415-2,913	-	-	
Staff Programmer Analyst	1.8	-	-	2,415-2,913	-	-	
Assoc Programmer Analyst	9.1	-	-	2,197-2,651	-	-	
Assoc Systems Software Specialist	0.9	-	-	2,197-2,651	-	-	
Assoc DP Analyst	1.1	-	-	2,197-2,651	-	-	
DP Techn Supvr II	0.9	-	-	2,098-2,529	-	-	
Programmer II	9	-	-	1,827-2,197	-	-	
Staff Services Analyst-Gen	0.9	-	-	1,407-2,197	-	-	
Programmer I	2.6	-	-	1,407-1,827	-	-	
Sr DP Techn	2.6	-	-	1,462-1,745	-	-	
Key Data Supvr II	0.7	-	-	1,358-1,611	-	-	
Office Techn-Typing	1.2	-	-	1,214-1,551	-	-	
DP Techn	4.9	-	-	1,198-1,523	-	-	
Key Data Supvr I	0.9	-	-	1,260-1,486	-	-	
Word Processing Techn	1.8	-	-	1,048-1,309	-	-	
Key Data Opr	5.7	-	-	976-1,309	-	-	
Totals	51	1	1	\$1,220,468	\$14,664	\$15,240	
Span Project Branch:							
Staff Programmer Analyst	0.9	-	-	2,415-2,913	-	-	
Assoc Programmer Analyst	1.2	-	-	2,197-2,651	-	-	
Assoc DP Analyst	0.2	-	-	2,197-2,651	-	-	
Programmer II	0.8	-	-	1,827-2,197	-	-	
Programmer I	0.4	-	-	1,407-1,827	-	-	
Totals	3.5	-	-	\$97,427	-	-	

5180 DEPARTMENT OF SOCIAL SERVICES—Continued

ORGANIZATIONAL UNIT Classification	NUMBER OF POSITIONS			EXPENDITURES		
	Filled 1983-84	Authorized 1984-85	Proposed 1985-86	Actual 1983-84	Estimated 1984-85	Proposed 1985-86
SALARY RANGE						
Information Systems, Analysis & Support Branch:						
Information Systems Analysis Bureau:						
DP Mgr II	0.9	-	-	2,651-3,200	-	-
Staff DP Analyst	0.2	-	-	2,415-2,913	-	-
DP Mgr I	0.2	-	-	2,415-2,913	-	-
Assoc DP Analyst	2.9	-	-	2,197-2,651	-	-
Word Processing Techn	0.9	-	-	1,048-1,309	-	-
Totals	5.1	-	-	\$146,954	-	-
Totals, Information Systems Mgmt Div	73.5	-	-	\$1,887,721	-	-
Adult & Family Services Division						
Deputy Dir Adult & Family Svcs Division:						
C.E.A. III	1	1	1	3,357-4,464	53,568	53,568
Staff Services Analyst-Gen	1	1	1	1,407-2,197	24,600	25,770
Exec Secty I	0.6	1	1	1,389-1,653	19,836	19,836
Office Techn-Typing	0.4	-	-	1,214-1,551	-	-
Temporary Help	1.3	2.3	2.3	22,391	25,440	25,440
Overtime	-	-	-	-	1,060	1,060
Totals	4.3	5.3	5.3	\$113,531	\$124,504	\$125,674
Adoptions Branch:						
C.E.A. II	-	1	1	3,052-4,057	48,684	48,684
C.E.A. I	1	-	-	2,778-3,690	-	-
Secty	1	1	1	1,236-1,512	17,448	17,448
Adoptions Prog Development Bureau:						
Social Service Administrator II	0.8	-	-	2,717-3,279	-	-
Staff Services Mgr II-Supvry	1	1	1	2,651-3,200	38,400	38,400
Staff Services Mgr I	1.3	3	3	2,415-2,913	103,518	104,868
Assoc Govtl Prog Analyst	4.7	9	9	2,197-2,651	283,746	286,308
Social Service Consultant III	5.1	3	3	2,197-2,651	95,436	95,436
Social Service Consultant II	1	-	-	2,002-2,415	-	-
Staff Services Analyst-Gen	1.1	2	2	1,407-2,197	43,324	45,325
Mgt Services Techn	0.2	1	1	1,177-1,565	17,915	18,713
Office Techn-Typing	0.2	1	1	1,214-1,551	17,100	17,100
Secty	2	2	2	1,236-1,512	34,896	34,896
Office Asst II-Typing	0.2	1	1	1,048-1,367	14,568	14,568
Adoptions Field Support Bureau:						
Social Service Administrator II	0.2	1	1	2,717-3,279	39,348	39,348
Staff Services Mgr II-Supvry	0.8	-	-	2,651-3,200	-	-
Staff Services Mgr I	0.2	1	1	2,415-2,913	34,956	34,956
Assoc Govtl Prog Analyst	1.5	4	4	2,197-2,651	126,028	127,248
Social Service Consultant III	1.8	1	1	2,197-2,651	31,812	31,812
Social Service Consultant II	0.8	-	-	2,002-2,415	-	-
Staff Services Analyst-Gen	2	1	1	1,407-2,197	26,364	26,364
Mgt Services Techn	1.3	-	-	1,177-1,565	-	-
Office Services Supvr I-Typing	1	1	1	1,214-1,551	17,100	17,100
Office Techn-Typing	-	1	1	1,214-1,551	14,568	15,120
Secty	1	1	1	1,236-1,512	17,448	17,448
Office Asst II-Typing	7.7	7	7	1,048-1,367	101,976	101,976
Office Asst II-Gen	1	1	1	1,048-1,309	14,568	14,568
Office Asst I-Gen	-	2	2	944-1,087	23,580	24,312
Adoptions Dist Services Bureau:						
Social Service Administrator II	1.8	1	1	2,717-3,279	39,348	39,348
Social Service Administrator I	0.5	-	-	2,472-2,983	-	-
Staff Services Mgr I	0.1	-	-	2,415-2,913	-	-
Adoptions Supvr II	1.6	3	3	2,197-2,651	83,320	87,084
Assoc Govtl Prog Analyst	0.1	-	-	2,197-2,651	-	-
Social Service Consultant III	0.2	1	1	2,197-2,651	31,690	31,812
Sr Special Investigator	0.4	-	-	2,113-2,546	-	-
Disability Evaluation Analyst II	0.3	1	1	2,002-2,415	28,980	28,980
Social Service Consultant II	0.6	-	-	2,002-2,415	-	-
Adoptions Supvr I	5.3	5	5	2,002-2,415	144,116	144,900
Adoptions Case Worker	34.7	40	40	1,827-2,197	1,020,781	1,030,242
Mgt Services Techn	0.1	1	1	1,177-1,565	15,907	16,573
Office Techn-Typing	4.4	4	4	1,214-1,551	66,718	67,704
Office Techn-Gen	1	1	1	1,214-1,551	17,100	17,100
Office Services Supvr I-Typing	2	2	2	1,214-1,551	34,200	34,200
Office Asst II-Typing	11.2	13	13	1,048-1,367	192,234	193,492
Steno	0.6	-	-	1,029-1,339	-	-
Office Asst I-Typing	-	1	1	976-1,126	12,156	12,546
Totals	103.8	119	119	\$2,457,398	\$2,849,333	\$2,875,979
Adult Services & Oper Branch:						
C.E.A. II	1	1	1	3,052-4,057	48,684	48,684
Office Techn-Typing	1	1	1	1,214-1,551	17,100	17,100
Adult & Family Services Operations Bureau:						
Staff Services Mgr III	0.2	1	1	2,913-3,518	42,216	42,216
Staff Services Mgr II-Supvry	0.6	-	-	2,651-3,200	-	-
Staff Services Mgr I	1.4	2	2	2,415-2,913	69,912	69,912
Social Service Consultant III	0.3	2	2	2,197-2,651	63,624	63,624
Assoc Govtl Prog Analyst	8.8	9	9	2,197-2,651	284,844	286,308
Social Service Consultant II	0.8	-	-	2,002-2,415	-	-

5180 DEPARTMENT OF SOCIAL SERVICES—Continued

ORGANIZATIONAL UNIT	NUMBER OF POSITIONS			EXPENDITURES			
	Classification	Filled 1983-84	Authorized 1984-85	Proposed 1985-86	Actual 1983-84	Estimated 1984-85	Proposed 1985-86
					SALARY RANGE		
Staff Services Analyst-Gen	0.2	1	1	1,407-2,197	26,364	26,364	
Jr Staff Analyst-Gen	-	1	1	1,407-1,827	16,884	17,604	
Office Techn-Typing	0.8	-	-	1,214-1,551	-	-	
Secty	0.3	2	2	1,236-1,512	34,802	34,896	
Adult Services Bureau:							
Staff Services Mgr III	1	1	1	2,913-3,518	42,216	42,216	
Social Service Administrator II	0.4	-	-	2,717-3,279	-	-	
Staff Services Mgr I	2	2	2	2,415-2,913	68,562	69,912	
Assoc Govtl Prog Analyst	7.7	11	11	2,197-2,651	347,736	349,932	
Social Service Consultant III	0.3	-	-	2,197-2,651	-	-	
Social Service Consultant II	0.2	-	-	2,002-2,415	-	-	
Staff Services Analyst-Gen	0.8	1	1	1,407-2,197	22,009	23,034	
Jr Staff Analyst-Gen	-	1	1	1,407-1,827	16,884	17,604	
Office Techn-Typing	1.4	1	1	1,214-1,551	15,365	15,998	
Office Asst II-Typing	1	1	1	1,048-1,367	15,120	15,120	
Totals	30.2	38	38	\$892,037	\$1,132,322	\$1,140,524	
Family & Childrens Services Branch:							
C.E.A. II	1	1	1	3,052-4,057	48,684	48,684	
Office Techn-Typing	1	1	1	1,214-1,551	17,100	17,100	
Information Systems Development Bureau:							
Staff Services Mgr III	0.8	-	-	2,913-3,518	-	-	
Social Service Administrator II	0.2	-	-	2,717-3,279	-	-	
Staff Services Mgr I	2.3	1	1	2,415-2,913	34,956	34,956	
Social Service Consultant III	5	1	1	2,197-2,651	31,812	31,812	
Assoc Govtl Prog Analyst	8.6	6	6	2,197-2,651	182,282	186,438	
Social Service Consultant II	2.3	2	2	2,002-2,415	57,960	57,960	
Staff Services Analyst-Gen	1.4	-	-	1,407-2,197	-	-	
Office Techn-Typing	1.2	2	2	1,214-1,551	31,668	32,220	
Secty	1.5	-	-	1,236-1,512	-	-	
Office Asst II-Typing	1.6	2	2	1,048-1,367	28,916	29,136	
Office Asst II-Gen	0.7	1	1	1,048-1,309	14,128	14,568	
Office Asst I-Gen	-	1	1	944-1,087	11,790	12,156	
Family-Child Services Policy Bureau:							
Staff Services Mgr II-Supvry	1	1	1	2,651-3,200	38,400	38,400	
Staff Services Mgr I	1	1	1	2,415-2,913	34,551	34,956	
Assoc Govtl Prog Analyst	4.4	8	8	2,197-2,651	243,685	248,952	
Social Service Consultant III	0.5	-	-	2,197-2,651	-	-	
Social Service Consultant II	0.2	-	-	2,002-2,415	-	-	
Staff Services Analyst-Gen	0.1	-	-	1,407-2,197	-	-	
Office Techn-Typing	0.9	1	1	1,214-1,551	15,940	16,636	
Office Asst II-Typing	0.6	1	1	1,048-1,367	13,850	14,348	
Office Asst II-Gen	0.2	-	-	1,048-1,309	-	-	
Off Of Child Abuse Prevention:							
Chief	0.4	-	-	2,717-3,279	-	-	
Staff Services Mgr II-Supvry	0.6	2	2	2,651-3,200	76,800	76,800	
Staff Services Mgr I	0.3	1	1	2,415-2,913	33,336	34,956	
Specialist-Child Abuse Prevention	4.3	8	8	2,197-2,651	235,800	241,644	
Assoc Govtl Prog Analyst	2.8	5	5	2,197-2,651	151,524	155,506	
Staff Services Analyst-Gen	1	1	1	1,407-2,197	24,600	25,770	
Office Techn-Typing	0.2	1	1	1,214-1,551	17,100	17,100	
Secty	1	1	1	1,236-1,512	17,448	17,448	
Office Asst II-Typing	0.1	-	-	1,048-1,367	-	-	
Totals	47.2	49	49	\$1,298,690	\$1,362,330	\$1,387,546	
Totals, Adult & Family Services Division	185.5	211.3	211.3	\$4,761,656	\$5,468,489	\$5,529,723	
Administration Division							
Deputy Director, Administration:							
C.E.A. III	0.9	1	1	3,357-4,464	52,314	53,568	
Adm Asst II	0.6	1	1	2,197-2,651	31,812	31,812	
Exec Secty I	0.6	1	1	1,389-1,653	19,836	19,836	
Temporary Help	6.3	7.2	7.2	96,034	83,579	83,579	
Overtime	-	-	-	103,242	106,120	106,120	
Totals	8.4	10.2	10.2	\$274,343	\$293,661	\$294,915	
Financial Management Services Branch:							
C.E.A. II	0.8	1	1	3,052-4,057	47,932	48,684	
Office Techn-Typing	1	1	1	1,214-1,551	17,100	17,100	
Accounting And Systems Bureau:							
Staff Services Mgr III	1	1	1	2,913-3,518	42,216	42,216	
Sr Adm Analyst	1	1	1	2,651-3,200	38,400	38,400	
Acctg Administrator II	0.9	-	-	2,651-3,200	-	-	
Staff Services Mgr I	0.5	-	-	2,415-2,913	-	-	
Staff Adm Analyst	0.7	2	2	2,415-2,913	67,022	68,562	
Acctg Administrator I	0.5	1	1	2,415-2,913	34,956	34,956	
Assoc Adm Analyst	6.8	7	7	2,197-2,651	212,502	218,142	
Sr Acctg Off-Supvr	4	5	4	2,197-2,651	140,430	127,248	
Acctg Off	0.5	1	1	1,827-2,197	25,374	26,364	
Acctg Off-Supvr	2.8	3	4	1,827-2,197	78,464	93,612	
Accountant I - Supvr	2.1	3	3	1,401-1,827	54,701	56,219	
Accountant I - Specialist	12.1	16	16	1,401-1,827	305,415	311,569	
Office Services Supvr II-Gen	1	1	1	1,358-1,768	19,332	19,332	
Accountant Trainee	1.3	1	1	1,467-1,673	20,076	20,076	
Exec Secty I	0.2	-	-	1,389-1,653	-	-	

5180 DEPARTMENT OF SOCIAL SERVICES—Continued

ORGANIZATIONAL UNIT	NUMBER OF POSITIONS			EXPENDITURES		
	Filled 1983-84	Authorized 1984-85	Proposed 1985-86	Actual 1983-84	Estimated 1984-85	Proposed 1985-86
				SALARY RANGE		
Supvng Acct Clk I	1.3	2	2	1,358-1,611	38,664	38,664
Sr Acct Clk	5.8	5	5	1,214-1,551	83,586	84,978
Acctg Techn	7.6	9	9	1,214-1,551	151,812	153,204
Office Techn-Typing	0.5	—	—	1,214-1,551	—	—
Secty	0.1	—	—	1,236-1,512	—	—
Acct Clk II	11.7	13.5	13.5	1,087-1,367	200,516	202,168
Office Asst II-Typing	4	6	6	1,048-1,367	84,208	85,650
Word Processing Techn	6.4	7	7	1,048-1,309	105,738	106,536
Budget Bureau:						
Staff Services Mgr III	1	1	1	2,913-3,518	42,216	42,216
Staff Services Mgr I	3	3	3	2,415-2,913	104,058	104,868
Assoc Budget Analyst	7.1	6	6	2,197-2,651	179,012	183,176
Staff Services Analyst-Gen	2	3.5	3.5	1,407-2,197	73,032	76,383
Budget Techn I	0.8	1	1	1,138-1,565	18,684	18,780
Secty	1.2	1	1	1,236-1,512	17,245	17,448
Office Asst II-Typing	0.5	0.5	0.5	1,048-1,367	7,284	7,284
County Adm Expense Control Bureau:						
Staff Services Mgr II-Supvry	1	1	1	2,651-3,200	31,812	33,336
Staff Services Mgr I	2	2	2	2,415-2,913	69,372	69,912
Assoc Govtl Prog Analyst	6.9	7	7	2,197-2,651	213,242	217,756
Staff Services Analyst-Gen	1.2	2	2	1,407-2,197	46,524	47,694
Jr Staff Analyst-Gen	—	1	1	1,407-1,827	16,884	17,604
Accountant I - Specialist	1	1	1	1,401-1,827	19,992	19,992
Mgt Services Techn	—	1	1	1,177-1,565	14,136	14,664
Acctg Techn	1	1	1	1,214-1,551	17,100	17,100
Office Techn-Typing	—	1	1	1,214-1,551	14,568	15,120
Word Processing Techn	0.8	—	—	1,048-1,309	—	—
Fiscal Policy & Procedures Bur:						
Staff Services Mgr III	1	1	1	2,913-3,518	42,216	42,216
Staff Services Mgr II-Supvry	0.6	1	1	2,651-3,200	31,812	33,336
Staff Services Mgr I	3.8	4	4	2,415-2,913	138,339	139,824
Assoc Govtl Prog Analyst	13	12	11.5	2,197-2,651	357,398	352,144
Staff Services Analyst-Gen	4.2	4	3	1,407-2,197	94,590	70,332
Supvng Claim Auditor-Welfare Prog	1	1	1	1,544-1,854	20,826	21,818
Jr Staff Analyst-Gen	—	3.5	3.5	1,407-1,827	59,094	61,614
Supvng Acct Clk I	0.2	1	1	1,358-1,611	16,296	17,052
Mgt Services Techn	0.3	4	4	1,177-1,565	70,358	71,004
Sr Acct Clk	3.6	5.5	5.5	1,214-1,551	90,184	91,432
Office Techn-Typing	1.6	2	2	1,214-1,551	31,668	32,220
Claims Auditor-Welfare Prog	7.6	5	5	1,305-1,544	91,639	92,350
Acct Clk II	1.5	1	1	1,087-1,367	15,120	15,120
Office Asst II-Typing	1.5	2	2	1,048-1,367	29,136	29,136
Totals	144	166.5	165	\$3,276,092	\$3,742,281	\$3,766,611
Staff Services Branch:						
Staff Services Mgr III	0.9	1	1	2,913-3,518	46,428	46,428
Office Techn-Typing	0.1	—	—	1,214-1,551	—	—
Secty	0.7	1	1	1,236-1,512	17,448	17,448
Word Processing Techn	0.2	—	—	1,048-1,309	—	—
Business Services Bureau:						
Staff Services Mgr II-Supvry	1	1	1	2,651-3,200	38,400	38,400
Staff Services Mgr I	1	1	1	2,415-2,913	34,956	34,956
Bus Service Off III	1	1	1	2,197-2,651	29,664	31,080
Records Mgt Analyst II	1.9	2	2	2,197-2,651	59,342	60,680
Office Services Mgr II	1	1	1	2,098-2,529	30,348	30,348
Bus Service Off II	2.2	2	2	2,002-2,415	57,736	57,960
Warehouse Mgr I	0.9	1	1	1,745-2,303	21,842	22,859
Sr Graphic Artist	1	1	1	1,868-2,251	27,012	27,012
Bus Service Off I	2	2	2	1,827-2,197	47,868	50,160
Office Services Mgr I	1	1	1	1,827-2,197	26,364	26,364
Staff Services Analyst-Gen	3.7	3	3	1,407-2,197	73,247	75,474
Graphic Artist	1	1	1	1,630-1,959	23,508	23,508
Office Services Supvr III-Gen	3	3	3	1,544-1,854	65,634	66,594
Bus Service Asst	1.2	2	2	1,523-1,827	39,815	41,016
Property Clk I	2.2	3	3	1,401-1,827	59,976	59,976
Materials & Stores Supvr I	0.3	1	1	1,401-1,827	19,317	19,992
Office Services Supvr II-Gen	5	5	5	1,358-1,768	96,660	96,660
Warehouse Worker	3.5	3	3	1,401-1,666	53,364	54,828
Mgt Services Techn	2.4	3	3	1,177-1,565	56,284	56,340
Composing Techn II	3.7	3	3	1,309-1,551	52,932	53,628
Office Techn-Gen	4.3	4.5	4.5	1,214-1,551	74,418	74,970
Office Techn-Typing	6.2	8	8	1,214-1,551	137,042	137,216
Office Services Supvr I-Gen	4	4	4	1,214-1,551	68,400	68,400
Sr Word Processing Techn	4.8	5	5	1,260-1,486	88,137	88,906
Mach Opr III-Gen	0.7	1	1	1,222-1,437	17,196	17,196
Composing Techn I	4.4	5.5	5.5	1,214-1,425	87,746	89,432
Hearing Transcriber-Typist	1	1	1	1,214-1,425	17,100	17,100
Acct Clk II	0.8	1	1	1,087-1,367	13,044	13,512
Office Asst II-Typing	0.4	1	1	1,048-1,367	13,339	13,774
Mach Opr I-Gen	0.3	—	—	1,135-1,321	—	—
Mach Opr I-Photocopy	1	1	1	1,135-1,321	16,268	16,268
Composing Techn Trainee	0.1	—	—	1,126-1,309	—	—
Word Processing Techn	24.7	28	28	1,048-1,309	423,991	428,645
Office Asst II-Gen	16.2	20	20	1,048-1,309	284,309	287,094
Student Asst	0.5	1	1	935-1,246	14,952	14,952
Office Asst I-Gen	0.5	5	5	944-1,087	59,101	60,942

5180 DEPARTMENT OF SOCIAL SERVICES—Continued

ORGANIZATIONAL UNIT	NUMBER OF POSITIONS			EXPENDITURES		
	Classification	Filled 1983-84	Authorized 1984-85	Proposed 1985-86	Actual 1983-84	Estimated 1984-85
				SALARY RANGE		
				913-1,048		
Office Occupations Clk	1	1	1		12,744	12,744
Training Bureau:						
Staff Services Mgr II-Supvry	1	1	1	2,651-3,200	38,400	38,400
Staff Services Mgr I	1	1	1	2,415-2,913	34,956	34,956
Trng Off I	7.9	8	8	2,197-2,651	247,356	250,076
Staff Services Analyst-Gen	2	2	2	1,407-2,197	49,110	51,444
Sec'y	1	1	1	1,236-1,512	17,448	17,448
Contracts Bureau:						
Staff Services Mgr II-Supvry	0.8	1	1	2,651-3,200	38,400	38,400
Staff Services Mgr I	1	1	1	2,415-2,913	34,956	34,956
Assoc Govtl Prog Analyst	3	3	3	2,197-2,651	93,606	95,436
Staff Services Analyst-Gen	7.8	9	9	1,407-2,197	218,316	226,112
Jr Staff Analyst-Gen	-	1	1	1,407-1,827	16,884	17,604
Office Techn-Typing	1	1	1	1,214-1,551	17,100	17,100
Office Asst II-Typing	0.7	1.2	1.2	1,048-1,367	17,306	17,482
Totals	139	159.2	159.2	\$2,740,452	\$3,129,442	\$3,172,176
Personnel Management Branch:						
Staff Services Mgr III	1	1	1	2,913-3,518	42,216	42,216
Social Service Consultant II	0.7	1	1	2,002-2,415	28,532	28,980
Social Service Consultant I	0.3	-	-	1,827-2,197	-	-
Sec'y	1	1	1	1,236-1,512	16,926	17,361
Personnel Bureau:						
Staff Services Mgr II-Supvry	1	1	1	2,651-3,200	38,400	38,400
Staff Services Mgr I	1.2	2	2	2,415-2,913	68,697	69,912
Assoc Personnel Analyst	7.2	6	6	2,197-2,651	182,978	187,196
Staff Services Analyst-Gen	0.1	-	-	1,407-2,197	-	-
Personnel Asst III	0.8	1	1	1,611-1,939	23,268	23,268
Jr Staff Analyst-Gen	-	1	1	1,407-1,827	16,884	17,604
Personnel Asst II	5	5	5	1,481-1,768	106,009	106,080
Mgt Services Techn	0.2	1	1	1,177-1,565	18,027	18,654
Office Services Supvr I-Typing	0.5	-	-	1,214-1,551	-	-
Office Techn-Typing	2.3	2	2	1,214-1,551	34,084	34,200
Personnel Asst I	14.5	15	15	1,126-1,551	271,543	273,340
Office Asst II-Typing	0.5	-	-	1,048-1,367	-	-
Office Asst II-Gen	1	1	1	1,048-1,309	14,568	14,568
Office Asst I-Typing	-	1.5	1.5	976-1,126	18,234	18,819
Labor Relations Bureau:						
Labor Relations Specialist II	0.7	1	1	2,651-3,200	37,808	38,400
Staff Services Mgr I	0.3	-	-	2,415-2,913	-	-
Labor Relations Analyst	2	2	2	2,197-2,651	63,624	63,624
Adm Services Intern	1	1	1	1,038-1,467	17,544	17,604
Civil Rights Bureau:						
Staff Services Mgr II-Supvry	1	1	1	2,651-3,200	38,400	38,400
Staff Services Mgr I	0.8	1	1	2,415-2,913	34,956	34,956
Assoc Govtl Prog Analyst	4	5	5	2,197-2,651	154,498	156,456
Staff Services Analyst-Gen	1.3	-	-	1,407-2,197	-	-
Jr Staff Analyst-Gen	-	0.5	0.5	1,407-1,827	8,442	8,802
Office Techn-Typing	1	1	1	1,214-1,551	17,100	17,100
Totals	49.4	52	52	\$1,158,331	\$1,252,738	\$1,265,940
Estimates Branch:						
Staff Services Mgr III	0.8	1	1	2,913-3,518	42,216	42,216
Staff Services Mgr II-Supvry	1	1	1	2,651-3,200	38,400	38,400
Research Prog Spec I-Economics	1	1	1	2,415-2,913	34,956	34,956
Staff Services Mgr I	3.8	4	4	2,415-2,913	139,824	139,824
Assoc Govtl Prog Analyst	12.9	13	13	2,197-2,651	402,786	406,884
Staff Services Analyst-Gen	2	2	2	1,407-2,197	47,058	49,296
Jr Staff Analyst-Gen	-	1	1	1,407-1,827	16,884	17,604
Office Techn-Typing	0.7	2	2	1,214-1,551	31,760	32,318
Sec'y	0.5	-	-	1,236-1,512	-	-
Office Asst II-Typing	0.4	-	-	1,048-1,367	-	-
Totals	23.1	25	25	\$687,026	\$753,884	\$761,498
Statistical Services Branch:						
Staff Services Mgr II-Supvry	1	1	1	2,651-3,200	38,400	38,400
Staff Services Mgr I	3.9	4	4	2,415-2,913	139,824	139,824
Research Analyst II-Soc-Behavioral	1	1	1	2,197-2,651	31,812	31,812
Assoc Govtl Prog Analyst	10.3	11	11	2,197-2,651	338,614	344,688
Staff Services Analyst-Gen	6.7	5	5	1,407-2,197	126,519	129,312
Office Services Supvr III-Gen	1	1	1	1,544-1,854	22,248	22,248
Jr Staff Analyst-Gen	-	1	1	1,407-1,827	16,884	17,604
Office Services Supvr II-Gen	1	1	1	1,358-1,768	19,332	19,332
Supvng Acct Clk I	3	3	3	1,358-1,611	57,696	57,996
Sr Acct Clk	11.6	14.5	14.5	1,214-1,551	240,416	244,466
Sec'y	0.5	1	1	1,236-1,512	14,832	15,396
Acct Clk II	4.6	6	6	1,087-1,367	90,168	90,720
Office Asst II-Typing	1.1	1	1	1,048-1,367	14,568	14,568
Office Asst I-Typing	-	1.9	1.9	976-1,126	23,096	23,837
Office Asst I-Gen	-	1	1	944-1,087	11,790	12,156
Totals	45.7	53.4	53.4	\$1,039,342	\$1,186,199	\$1,202,359
Totals, Administration Division	409.6	466.3	464.8	\$9,175,586	\$10,358,205	\$10,463,499

5180 DEPARTMENT OF SOCIAL SERVICES—Continued

ORGANIZATIONAL UNIT Classification	NUMBER OF POSITIONS			EXPENDITURES		
	Filled 1983-84	Authorized 1984-85	Proposed 1985-86	Actual 1983-84	Estimated 1984-85	Proposed 1985-86
Management Systems & Evaluation Division						
Deputy Director, Management Systems and Evaluation Division:						
C.E.A. III	0.1	1	1	3,357-4,464	53,568	53,568
Adm Asst II	0.1	1	1	2,197-2,651	31,812	31,812
Office Techn-Typing	0.1	1	1	1,214-1,551	16,868	17,100
Temporary Help	-	11.1	11.1	-	168,833	168,833
Overtime	-	-	-	-	47,624	47,624
Totals	0.3	14.1	14.1	\$8,482	\$318,705	\$318,937
Management Services Branch:						
Staff Services Mgr III	0.1	1	1	2,913-3,518	42,018	42,216
Office Techn-Typing	0.1	1	1	1,214-1,551	17,100	17,100
Regulations Development Bureau:						
Staff Services Mgr II-Supvry	0.1	1	1	2,651-3,200	38,400	38,400
Staff Services Mgr I	0.1	1	1	2,415-2,913	34,281	34,956
Assoc Govtl Prog Analyst	0.7	9	9	2,197-2,651	281,178	282,468
Gen Auditor III	0.1	-	-	2,197-2,651	-	-
Staff Services Analyst-Gen	0.1	1	1	1,407-2,197	24,024	25,176
Mgt Services Techn	0.1	1	1	1,177-1,565	18,204	18,780
Office Techn-Typing	0.1	1	1	1,214-1,551	16,926	17,100
Office Asst II-Typing	0.1	-	-	1,048-1,367	-	-
Word Processing Techn	0.1	2	2	1,048-1,309	30,632	31,416
Public Inquiry & Response Bureau:						
Staff Services Mgr II-Supvry	0.1	1	1	2,651-3,200	38,400	38,400
Staff Services Mgr I	0.2	2	2	2,415-2,913	70,272	70,272
Assoc Govtl Prog Analyst	0.5	6.5	6.5	2,197-2,651	195,671	200,438
Licensing Prog Analyst II	0.1	-	-	2,002-2,415	-	-
Disability Evaluation Analyst	-	1	1	1,407-2,197	23,394	25,671
Staff Services Analyst-Gen	0.7	8.5	8.5	1,407-2,197	192,337	199,130
Jr Staff Analyst-Gen	-	1	1	1,407-1,827	16,884	17,604
Mgt Services Techn	0.1	1	1	1,177-1,565	16,127	16,817
Office Techn-Typing	0.1	1	1	1,214-1,551	16,810	17,100
Office Asst II-Typing	0.3	3	3	1,048-1,367	44,248	44,424
Office Asst I-Typing	-	3	3	976-1,126	36,468	37,638
Management Analysis Bureau:						
Staff Services Mgr I	0.1	1	1	2,415-2,913	34,956	34,956
Assoc Mgt Analyst	0.3	3	3	2,197-2,651	95,436	95,436
Office Techn-Typing	0.1	1	1	1,214-1,551	17,100	17,100
Totals	4.3	51	51	\$105,389	\$1,300,866	\$1,322,598
Systems, Fraud & Audits Branch:						
C.E.A. II	-	1	1	3,052-4,057	36,624	38,400
Secty	0.1	1	1	1,236-1,512	17,448	17,448
Systems & Programming Bureau:						
DP Mgr II	0.1	1	1	2,651-3,200	38,400	38,400
Staff Programmer Analyst ⁷	0.3	4	3	2,415-2,913	127,872	95,652
DP Mgr I	0.3	4	4	2,415-2,913	143,268	143,268
Assoc Programmer Analyst ¹⁰	1	11.5	7.5	2,197-2,651	340,174	226,016
Assoc DP Analyst ⁷	0.1	1	-	2,197-2,651	31,568	-
Programmer II ¹¹	0.7	11.5	8	1,827-2,197	270,690	198,063
Staff Services Analyst-Gen	0.1	1	1	1,407-2,197	23,214	24,312
Programmer I	0.3	3	3	1,407-1,827	62,804	63,690
DP Techn	0.1	1	1	1,198-1,523	18,276	18,276
Word Processing Techn	0.2	2	2	1,048-1,309	27,818	28,823
Systems Analysis & Approval Bureau:						
DP Mgr II	0.1	1	1	2,651-3,200	38,400	38,400
Staff Services Mgr I	0.1	1	1	2,415-2,913	34,956	34,956
Staff DP Analyst	0.1	4	4	2,415-2,913	121,896	126,000
Assoc Govtl Prog Analyst	0.3	4	4	2,197-2,651	123,704	125,556
Assoc DP Analyst	0.3	3	3	2,197-2,651	93,516	94,948
Staff Services Analyst-Gen	0.2	1	1	1,407-2,197	26,364	26,364
Jr Staff Analyst-Gen	-	6	6	1,407-1,827	101,304	105,624
Word Processing Techn	0.1	1	1	1,048-1,309	15,463	15,708
Technical Support Bureau:						
DP Mgr II	0.1	1	1	2,651-3,200	38,400	38,400
Staff Programmer Analyst	0.1	1	1	2,415-2,913	34,956	34,956
Staff DP Analyst	0.1	2	2	2,415-2,913	63,936	65,304
Assoc Govtl Prog Analyst	0.1	-	-	2,197-2,651	-	-
Assoc Systems Software Specialist	0.1	1	1	2,197-2,651	31,812	31,812
Assoc DP Analyst	0.1	1	1	2,197-2,651	31,812	31,812
Assoc Programmer Analyst	0.2	2	2	2,197-2,651	63,624	63,624
Programmer II	-	1	1	1,827-2,197	21,924	22,944
Staff Services Analyst-Gen	-	1	1	1,407-2,197	16,884	17,604
Office Techn-Typing	0.1	1	1	1,214-1,551	17,100	17,100
Production Support Bureau:						
DP Mgr I	0.1	1	1	2,415-2,913	34,956	34,956
DP Techn Supvr II	0.1	1	1	2,098-2,529	30,348	30,348
Sr DP Techn	0.3	4	4	1,462-1,745	77,451	79,891
Key Data Supvr II	-	1	1	1,358-1,611	16,296	17,052
Office Techn-Typing	0.1	1	1	1,214-1,551	16,636	17,100
DP Techn ⁸	0.4	6.5	6	1,198-1,523	105,920	100,364
Key Data Supvr I	0.1	1	1	1,260-1,486	16,404	17,100
Key Data Opr	0.6	10	10	976-1,309	149,976	150,756

5180 DEPARTMENT OF SOCIAL SERVICES—Continued

ORGANIZATIONAL UNIT	NUMBER OF POSITIONS			EXPENDITURES			
	Classification	Filled 1983-84	Authorized 1984-85	Proposed 1985-86	Actual 1983-84	Estimated 1984-85	Proposed 1985-86
Welfare Fraud & Audits Bureau:							
Staff Services Mgr III	0.1	1	1	2,913-3,518	42,216	42,216	
Staff Services Mgr II-Supvry	0.2	2	2	2,651-3,200	76,800	76,800	
Staff Services Mgr I	0.2	2	2	2,415-2,913	69,912	69,912	
Supvng Govtl Auditor I	0.2	2	2	2,415-2,913	68,697	69,912	
Welfare Fraud Coordinator	0.3	3	3	2,415-2,913	102,105	103,653	
Assoc Govtl Prog Analyst ¹²	0.7	9	6	2,197-2,651	266,658	187,236	
Gen Auditor III	1.2	24	24	2,197-2,651	683,330	707,016	
Gen Auditor II	0.1	4	4	1,827-2,197	91,740	95,196	
Staff Services Analyst-Gen	0.1	2	2	1,407-2,197	49,608	51,837	
Jr Staff Analyst-Gen ⁸	-	0.5	-	1,407-1,827	8,442	-	
Mgt Services Techn	0.1	2	2	1,177-1,565	37,024	37,560	
Office Techn-Typing	0.1	1	1	1,214-1,551	17,100	17,100	
Secty	0.2	2	2	1,236-1,512	33,968	34,606	
Office Asst II-Typing	0.1	1	1	1,048-1,367	13,164	13,164	
Word Processing Techn	0.2	2	2	1,048-1,309	29,136	29,136	
Office Asst I-Typing	-	1	1	976-1,126	12,156	12,546	
Internal Audits Bureau:							
Staff Services Mgr I	0.1	-	-	2,415-2,913	-	-	
Staff Services Analyst-Gen	0.1	-	-	1,407-2,197	-	-	
Totals	11.1	158	144.5	\$267,584	\$4,064,250	\$3,778,917	
Review & Evaluation Branch:							
C.E.A. II	0.1	1	1	3,052-4,057	48,684	48,684	
Office Techn-Typing	-	1	1	1,214-1,425	14,572	15,316	
Office Asst II-Typing	0.1	-	-	1,048-1,367	-	-	
Quality Control Bureau:							
Social Service Administrator III	0.1	1	1	2,983-3,602	43,224	43,224	
Staff Services Mgr II-Supvry	0.2	2	2	2,651-3,200	76,800	76,800	
Staff Services Mgr I	0.5	7	7	2,415-2,913	234,079	238,599	
Assoc Govtl Prog Analyst	1	14	14	2,197-2,651	422,400	431,636	
Social Service Consultant II	0.1	1	1	2,002-2,415	28,980	28,980	
Staff Services Analyst-Gen	4.2	54	54	1,407-2,197	1,306,725	1,333,294	
Jr Staff Analyst-Gen	-	1	1	1,407-1,827	16,884	17,604	
Office Techn-Gen	0.1	1	1	1,214-1,551	17,100	17,100	
Office Techn-Typing	0.1	1	1	1,214-1,551	17,100	17,100	
Secty	0.1	1	1	1,236-1,512	17,448	17,448	
Office Asst II-Typing	0.5	7.5	7.5	1,048-1,367	103,857	106,374	
Office Asst I-Typing	-	0.5	0.5	976-1,126	6,094	6,290	
Operations Assessment Bureau:							
Staff Services Mgr III	0.1	1	1	2,913-3,518	42,216	42,216	
Staff Services Mgr II-Supvry	0.2	2	2	2,651-3,200	76,800	76,800	
Social Service Administrator I	0.1	1	1	2,472-2,983	35,796	35,796	
Staff Services Mgr I	0.5	6	6	2,415-2,913	208,791	209,736	
Assoc Govtl Prog Analyst	1.4	16	16	2,197-2,651	494,252	501,312	
Staff Services Analyst-Gen	0.8	13	13	1,407-2,197	316,345	325,828	
Jr Staff Analyst-Gen	-	3	3	1,407-1,827	50,652	52,812	
Office Techn-Typing	0.1	2	2	1,214-1,551	31,131	32,460	
Office Asst II-Typing	0.2	4	4	1,048-1,367	55,289	55,709	
Field Support Analysis & Processing Bureau							
Staff Services Mgr II-Supvry	0.1	1	1	2,651-3,200	38,400	38,400	
Research Prog Specialist I	0.1	1	1	2,415-2,913	34,956	34,956	
Staff Services Mgr I	0.2	2	2	2,415-2,913	69,912	69,912	
Assoc Govtl Prog Analyst	0.6	8	8	2,197-2,651	242,830	247,370	
Staff Services Analyst-Gen	0.1	1	1	1,407-2,197	24,024	25,176	
Jr Staff Analyst-Gen	-	1	1	1,407-1,827	16,884	17,604	
Office Services Supvr II-Gen	-	1	1	1,358-1,768	16,296	17,052	
Office Techn-Typing	0.2	1	1	1,214-1,551	17,100	17,100	
Statistical Clk	0.1	1	1	1,214-1,425	17,100	17,100	
Office Asst II-Typing	0.3	4	4	1,048-1,367	54,068	55,704	
Office Asst I-Gen	-	1	1	944-1,087	11,790	12,156	
Totals	12.2	163	163	\$315,832	\$4,208,579	\$4,283,648	
Totals, Management Systems & Evaluation Division	27.9	386.1	372.6	\$697,287	\$9,892,400	\$9,704,100	
Community Care Licensing Division							
Deputy Director, Community Care Licensing:							
C.E.A. III	1	1	1	3,357-4,464	53,568	53,568	
Assoc Govtl Prog Analyst	0.9	1	1	2,197-2,651	31,690	31,812	
Social Service Consultant II	0.1	-	-	2,002-2,415	-	-	
Exec Secty I	0.3	1	1	1,389-1,653	16,917	17,637	
Secty	0.8	-	-	1,236-1,512	-	-	
Temporary Help	0.4	0.9	0.9	7,290	10,600	10,600	
Overtime	-	-	-	8,247	11,035	11,035	
Totals	3.5	3.9	3.9	\$112,695	\$123,810	\$124,652	
Central Operations Branch:							
Staff Services Mgr III	0.6	1	1	2,913-3,518	40,606	42,216	
Steno	1	1	1	1,029-1,339	14,926	15,396	
Program Standards Analysis Bureau:							
Staff Services Mgr I	1	1	1	2,415-2,913	34,956	34,956	
Assoc Govtl Prog Analyst	5.9	5	5	2,197-2,651	159,060	159,060	
Staff Services Analyst-Gen	0.1	1	1	1,407-2,197	16,884	17,604	
Secty	0.2	1	1	1,236-1,512	14,832	15,396	

5180 DEPARTMENT OF SOCIAL SERVICES—Continued

1
2
3
4
5
6
7
8
9
10
11
12
13
14
15
16
17
18
19
20
21
22
23
24
25
26
27
28
29
30
31
32
33
34
35
36
37
38
39
40
41
42
43
44
45
46
47
48
49
50
51
52
53
54
55
56
57
58
59
60
61
62
63
64
65
66
67
68
69
70
71
72
73
74
75
76
77
78
79
80
81
82
83
84
85
86
87
88
89
90
91
92
93
94
95
96
97
98

ORGANIZATIONAL UNIT Classification	NUMBER OF POSITIONS			EXPENDITURES		
	Filled 1983-84	Authorized 1984-85	Proposed 1985-86	Actual 1983-84	Estimated 1984-85	Proposed 1985-86
Adult Program & Data Systems Bureau:				SALARY RANGE		
Staff Services Mgr II-Supvry	0.4	1	1	2,651-3,200	38,400	38,400
Staff Services Mgr I	1	1	1	2,415-2,913	34,956	34,956
Assoc Govtl Prog Analyst	6.1	6	6	2,197-2,651	186,350	189,172
Social Service Consultant II	0.1	-	-	2,002-2,415	-	-
Staff Services Analyst-Gen	2.1	3	3	1,407-2,197	66,732	68,568
Acct Clk II	1	1	1	1,087-1,367	15,120	15,120
Office Asst II-Typing	1.5	1	1	1,048-1,367	14,568	14,568
Word Processing Techn	0.5	1	1	1,048-1,309	15,120	15,708
Childrens Prog & Legis Bureau:						
Staff Services Mgr II-Supvry	0.9	1	1	2,651-3,200	38,400	38,400
Staff Services Mgr I	2	2	2	2,415-2,913	68,967	69,912
Social Service Consultant III	0.5	-	-	2,197-2,651	-	-
Assoc Govtl Prog Analyst	6.4	7	7	2,197-2,651	221,342	222,684
Social Service Consultant II	0.1	-	-	2,002-2,415	-	-
Staff Services Analyst-Gen	-	1	1	1,407-2,197	16,884	17,604
Office Techn-Typing	0.2	1	1	1,214-1,551	15,824	16,520
Office Asst II-Typing	0.8	-	-	1,048-1,367	-	-
Totals	32.4	36	36	\$903,330	\$1,013,927	\$1,026,240
Office Of Audits & Investigations:						
Staff Services Mgr II-Supvry	1	1	1	2,651-3,200	38,400	38,400
Supvng Govtl Auditor I	0.9	1	1	2,415-2,913	34,821	34,956
Supvng Special Investigator I	2	3	3	2,319-2,799	94,484	96,348
Gen Auditor III	2.2	3	3	2,197-2,651	89,564	92,344
Sr Special Investigator	7.4	11	11	2,113-2,546	310,620	318,692
Licensing Prog Analyst II	-	1	1	2,002-2,415	28,980	28,980
Special Investigator I	1.6	5	5	1,723-2,319	113,426	117,617
Gen Auditor II	0.2	1	1	1,827-2,197	26,364	26,364
Staff Services Analyst-Gen	0.5	-	-	1,407-2,197	-	-
Secty	1	1	1	1,236-1,512	17,448	17,448
Totals	16.8	27	27	\$466,763	\$754,107	\$771,149
Field Operations-North:						
Secty	1	1	1	1,236-1,512	17,448	17,448
Northern Region:						
Santa Rosa District:						
Licensing Prog Mgr	1	1	1	2,415-2,913	34,956	34,956
Licensing Prog Supvr	1.9	2	2	2,197-2,651	63,624	63,624
Licensing Prog Analyst II	12	11	11	2,002-2,415	318,668	318,780
Social Service Consultant II	0.1	-	-	2,002-2,415	-	-
Licensing Prog Analyst I	1.2	8.5	8.5	1,407-2,197	144,552	158,034
Office Services Supvr I-Typing	1	1	1	1,214-1,551	17,100	17,100
Office Asst II-Typing	2.6	3	3	1,048-1,367	43,572	43,704
Office Asst I-Typing	-	2	2	976-1,126	24,312	25,092
Sacramento District:						
Staff Services Mgr II-Supvry	1	1	1	2,651-3,200	38,400	38,400
Licensing Prog Mgr	1	1	1	2,415-2,913	34,956	34,956
Assoc Govtl Prog Analyst	0.6	1	1	2,197-2,651	31,812	31,812
Licensing Prog Supvr	4.3	5	5	2,197-2,651	157,596	159,060
Social Service Consultant II	0.2	-	-	2,002-2,415	-	-
Licensing Prog Analyst II	20.5	22.5	22.5	2,002-2,415	642,390	648,938
Licensing Prog Analyst I	2.5	8.5	8.5	1,407-2,197	156,939	163,851
Staff Services Analyst-Gen	0.2	-	-	1,407-2,197	-	-
Office Services Supvr I-Typing	1	1	1	1,214-1,551	17,100	17,100
Office Asst II-Typing	7	7	7	1,048-1,367	100,760	101,536
Office Asst I-Typing	-	1.5	1.5	976-1,126	18,234	18,819
Fresno District:						
Licensing Prog Supvr	1	1	1	2,197-2,651	31,812	31,812
Social Service Consultant II	0.1	-	-	2,002-2,415	-	-
Licensing Prog Analyst II	7	6	6	2,002-2,415	169,397	171,982
Licensing Prog Analyst I	-	2.5	2.5	1,407-2,197	42,210	44,010
Office Asst II-Typing	2.5	3	3	1,048-1,367	43,704	43,704
Coastal Region:						
San Jose District:						
Licensing Prog Mgr	1	1	1	2,415-2,913	34,956	34,956
Licensing Prog Supvr	1.5	4	4	2,197-2,651	107,032	122,436
Social Service Consultant II	0.1	-	-	2,002-2,415	-	-
Licensing Prog Analyst II	9.7	13.5	13.5	2,002-2,415	384,278	388,726
Licensing Prog Analyst I	1	9.5	9.5	1,407-2,197	181,158	186,696
Office Services Supvr I-Typing	1	1	1	1,214-1,551	17,100	17,100
Office Asst II-Typing	2.9	5	5	1,048-1,367	71,436	71,436
Emeryville District:						
Staff Services Mgr II-Supvry	1	1	1	2,651-3,200	38,400	38,400
Licensing Prog Mgr	0.3	1	1	2,415-2,913	33,741	34,956
Licensing Prog Supvr	3.8	5.5	5.5	2,197-2,651	165,452	168,702
Social Service Consultant II	0.3	-	-	2,002-2,415	-	-
Licensing Prog Analyst II	23	24	24	2,002-2,415	686,302	692,520
Licensing Prog Analyst I	1.8	8.5	8.5	1,407-2,197	144,552	158,034
Office Services Supvr I-Typing	1.6	2	2	1,214-1,551	33,562	34,200
Office Asst II-Typing	7.5	8	8	1,048-1,367	115,470	116,436
Office Asst I-Typing	0.6	3.5	3.5	976-1,126	42,546	43,911
Totals	126.8	178	178	\$3,191,894	\$4,205,527	\$4,293,227

5180 DEPARTMENT OF SOCIAL SERVICES—Continued

1
2
3
4
5
6
7
8
9
10
11
12
13
14
15
16
17
18
19
20
21
22
23
24
25
26
27
28
29
30
31
32
33
34
35
36
37
38
39
40
41
42
43
44
45
46
47
48
49
50
51
52
53
54
55
56
57
58
59
60
61
62
63
64
65
66
67
68
69
70
71
72
73
74
75
76
77
78
79
80
81
82
83
84
85
86
87
88
89
90
91
92
93
94
95
96
97
98

ORGANIZATIONAL UNIT Classification	NUMBER OF POSITIONS			EXPENDITURES		
	Filled 1983-84	Authorized 1984-85	Proposed 1985-86	Actual 1983-84	Estimated 1984-85	Proposed 1985-86
Field Operations-South:				SALARY RANGE		
Staff Services Mgr III	1	1	1	2,913-3,518	42,216	42,216
Secty	1	1	1	1,236-1,512	17,448	17,448
Office Asst II-Typing	1	1	1	1,048-1,367	15,120	15,120
Los Angeles Region:						
Los Angeles-North District Office:						
Staff Services Mgr II-Supvry	1	1	1	2,651-3,200	38,400	38,400
Licensing Prog Mgr	0.3	1	1	2,415-2,913	34,956	34,956
Licensing Prog Supvr	4.4	7	7	2,197-2,651	206,340	210,156
Social Service Consultant II	0.3	-	-	2,002-2,415	-	-
Licensing Prog Analyst II	17.1	20.5	20.5	2,002-2,415	557,314	561,947
Licensing Prog Analyst I	5.1	15	15	1,407-2,197	301,714	320,622
Office Services Supvr II-Gen	0.3	1	1	1,358-1,768	18,672	19,332
Occupational Techn-Gen	1	-	-	1,177-1,565	-	-
Office Services Supvr I-Typing	1.6	1	1	1,214-1,551	17,100	17,100
Office Asst II-Typing	8.2	9	9	1,048-1,367	130,030	131,022
Office Asst I-Typing	-	2	2	976-1,126	25,495	26,130
Los Angeles-South District Office:						
Licensing Prog Mgr	1	1	1	2,415-2,913	34,956	34,956
Licensing Prog Supvr	3	3	3	2,197-2,651	95,436	95,436
Social Service Consultant II	0.2	-	-	2,002-2,415	-	-
Licensing Prog Analyst II	14.2	13	13	2,002-2,415	376,740	376,740
Licensing Prog Analyst I	1.6	9	9	1,407-2,197	185,628	191,520
Staff Services Analyst-Gen	0.8	1	1	1,407-2,197	24,024	25,176
Office Services Supvr I-Typing	1	1	1	1,214-1,551	17,100	17,100
Office Asst II-Typing	3.4	3.5	3.5	1,048-1,367	50,082	50,328
Office Asst I-Typing	-	1.5	1.5	976-1,126	18,234	18,819
Santa Barbara District:						
Assoc Govtl Prog Analyst	0.3	-	-	2,197-2,651	-	-
Licensing Prog Supvr	1	1	1	2,197-2,651	31,812	31,812
Licensing Prog Analyst II	4.9	5	5	2,002-2,415	144,900	144,900
Licensing Prog Analyst I	0.6	3	3	1,407-2,197	60,132	61,572
Office Techn-Typing	1	1	1	1,214-1,551	17,100	17,100
Office Asst II-Typing	1	1	1	1,048-1,367	13,660	14,128
Office Asst I-Typing	-	0.5	0.5	976-1,126	6,078	6,273
Southern Region:						
Riverside District:						
Licensing Prog Mgr	1	1	1	2,415-2,913	34,956	34,956
Licensing Prog Supvr	2	2	2	2,197-2,651	63,624	63,624
Social Service Consultant II	0.1	-	-	2,002-2,415	-	-
Licensing Prog Analyst II	7.8	10	10	2,002-2,415	284,220	287,085
Licensing Prog Analyst I	0.9	4	4	1,407-2,197	67,536	70,416
Office Services Supvr I-Typing	0.7	1	1	1,214-1,551	16,172	16,868
Adm Services Intern	0.1	-	-	1,038-1,467	-	-
Office Asst II-Typing	2.6	4.5	4.5	1,048-1,367	62,748	63,168
Santa Ana District:						
Licensing Prog Mgr	1	1	1	2,415-2,913	34,956	34,956
Licensing Prog Supvr	2	2	2	2,197-2,651	58,176	59,448
Social Service Consultant II	0.1	-	-	2,002-2,415	-	-
Licensing Prog Analyst II	10.7	10	10	2,002-2,415	282,404	285,948
Licensing Prog Analyst I	-	2	2	1,407-2,197	33,768	35,208
Office Techn-Typing	0.4	1	1	1,214-1,551	16,984	17,100
Office Services Supvr I-Typing	0.5	-	-	1,214-1,551	-	-
Office Asst II-Typing	1.9	2	2	1,048-1,367	27,732	27,732
Office Asst I-Typing	-	1	1	976-1,126	12,156	12,546
San Diego District:						
Licensing Prog Mgr	1	1	1	2,415-2,913	34,956	34,956
Licensing Prog Supvr	1.7	2	2	2,197-2,651	62,526	63,624
Social Service Consultant II	0.1	-	-	2,002-2,415	-	-
Licensing Prog Analyst II	10.3	10.5	10.5	2,002-2,415	302,882	304,202
Public Health Nurse II	1	1	1	1,959-2,360	28,320	28,320
Licensing Prog Analyst I	-	3.5	3.5	1,407-2,197	50,652	61,254
Office Services Supvr I-Typing	0.4	-	-	1,214-1,551	-	-
Office Techn-Typing	0.4	1	1	1,214-1,551	15,169	15,766
Office Asst II-Typing	2.5	2	2	1,048-1,367	27,697	28,117
Steno	1	1	1	1,029-1,339	15,396	15,396
Office Asst I-Typing	-	1	1	976-1,126	12,156	12,546
Totals	126.5	169.5	169.5	\$3,167,554	\$4,025,873	\$4,093,545
Totals, Community Care Licens- ing Division	306	414.4	414.4	\$7,842,237	\$10,123,244	\$10,308,813
Audit & Review Division						
Deputy Director, Audit & Review:						
C.E.A. III	0.9	-	-	3,357-4,464	-	-
Adm Asst II	0.9	-	-	2,197-2,651	-	-
Office Techn-Typing	0.9	-	-	1,214-1,551	-	-
Temporary Help	0.8	-	-	12,154	-	-
Totals	3.5	-	-	\$107,131	-	-
Regulations Branch:						
Staff Services Mgr III	0.4	-	-	2,913-3,518	-	-
Office Asst II-Typing	0.5	-	-	1,048-1,367	-	-
Word Processing Techn	0.4	-	-	1,048-1,309	-	-

5180 DEPARTMENT OF SOCIAL SERVICES—Continued

ORGANIZATIONAL UNIT	NUMBER OF POSITIONS			EXPENDITURES			
	Classification	Filled 1983-84	Authorized 1984-85	Proposed 1985-86	Actual 1983-84	Estimated 1984-85	Proposed 1985-86
Office Of Regulations Development:							
Staff Services Mgr II-Supvry	0.9	-	-	2,651-3,200	-	-	-
Staff Services Mgr I	0.9	-	-	2,415-2,913	-	-	-
Assoc Govtl Prog Analyst	6.1	-	-	2,197-2,651	-	-	-
Staff Services Analyst-Gen	1	-	-	1,407-2,197	-	-	-
Office Techn-Typing	0.9	-	-	1,214-1,551	-	-	-
Secty	0.9	-	-	1,236-1,512	-	-	-
Office Asst II-Typing	0.6	-	-	1,048-1,367	-	-	-
Totals	12.6	-	-	\$337,982	-	-	-
Public Inquiry & Response Branch:							
Staff Services Mgr II-Supvry	0.9	-	-	2,651-3,200	-	-	-
Staff Services Mgr I	1.8	-	-	2,415-2,913	-	-	-
Assoc Govtl Prog Analyst	6.9	-	-	2,197-2,651	-	-	-
Licensing Prog Analyst II	0.5	-	-	2,002-2,415	-	-	-
Staff Services Analyst-Gen	6	-	-	1,407-2,197	-	-	-
Graduate Student Asst	0.2	-	-	1,156-1,750	-	-	-
Mgt Services Techn	0.8	-	-	1,177-1,565	-	-	-
Office Techn-Typing	1.3	-	-	1,214-1,551	-	-	-
Office Asst II-Typing	3.2	-	-	1,048-1,367	-	-	-
Office Asst I-Typing	0.4	-	-	976-1,126	-	-	-
Totals	22	-	-	\$528,626	-	-	-
Review & Evaluation Branch:							
C.E.A. II	0.9	-	-	3,052-4,057	-	-	-
Office Techn-Typing	0.6	-	-	1,214-1,551	-	-	-
Quality Control Bureau:							
Staff Services Mgr III	0.6	-	-	2,913-3,518	-	-	-
Office Techn-Typing	0.9	-	-	1,214-1,551	-	-	-
Quality Control Northern Reg:							
Staff Services Mgr II-Supvry	0.9	-	-	2,651-3,200	-	-	-
Staff Services Mgr I	3.2	-	-	2,415-2,913	-	-	-
Assoc Govtl Prog Analyst	5.7	-	-	2,197-2,651	-	-	-
Staff Services Analyst-Gen	23	-	-	1,407-2,197	-	-	-
Secty	0.9	-	-	1,236-1,512	-	-	-
Office Asst II-Typing	3.3	-	-	1,048-1,367	-	-	-
Quality Control Southern Reg:							
Staff Services Mgr II-Supvry	1.2	-	-	2,651-3,200	-	-	-
Staff Services Mgr I	2.3	-	-	2,415-2,913	-	-	-
Assoc Govtl Prog Analyst	5.7	-	-	2,197-2,651	-	-	-
Social Service Consultant II	1.7	-	-	2,002-2,415	-	-	-
Staff Services Analyst-Gen	15.8	-	-	1,407-2,197	-	-	-
Office Techn-Gen	0.3	-	-	1,214-1,551	-	-	-
Office Asst II-Typing	1.2	-	-	1,048-1,367	-	-	-
Steno	0.6	-	-	1,029-1,339	-	-	-
Administrative Support Unit:							
Staff Services Mgr II-Supvry	0.9	-	-	2,651-3,200	-	-	-
Research Prog Specialist I	0.9	-	-	2,415-2,913	-	-	-
Staff Services Mgr I	1.9	-	-	2,415-2,913	-	-	-
Assoc Govtl Prog Analyst	5.7	-	-	2,197-2,651	-	-	-
Staff Services Analyst-Gen	0.8	-	-	1,407-2,197	-	-	-
Office Techn-Typing	0.9	-	-	1,214-1,551	-	-	-
Statistical Clk	0.9	-	-	1,214-1,425	-	-	-
Acct Clk II	1.6	-	-	1,087-1,367	-	-	-
Office Asst II-Typing	0.2	-	-	1,048-1,367	-	-	-
Office Asst I-Typing	0.1	-	-	976-1,126	-	-	-
Oper Assessment & Program Review							
Bureau:							
Social Service Administrator III	0.9	-	-	2,983-3,602	-	-	-
Operations Assessments:							
Staff Services Mgr II-Supvry	2.8	-	-	2,651-3,200	-	-	-
Social Service Administrator I	0.9	-	-	2,472-2,983	-	-	-
Staff Services Mgr I	6.4	-	-	2,415-2,913	-	-	-
Assoc Govtl Prog Analyst	13.7	-	-	2,197-2,651	-	-	-
Social Service Consultant II	1.1	-	-	2,002-2,415	-	-	-
Staff Services Analyst-Gen	13.7	-	-	1,407-2,197	-	-	-
Office Services Supvr I-Typing	0.4	-	-	1,214-1,551	-	-	-
Office Techn-Gen	0.3	-	-	1,214-1,551	-	-	-
Office Techn-Typing	1.2	-	-	1,214-1,551	-	-	-
Office Asst II-Typing	1.6	-	-	1,048-1,367	-	-	-
Program Review Section:							
Staff Services Mgr II-Supvry	0.9	-	-	2,651-3,200	-	-	-
Staff Services Mgr I	0.9	-	-	2,415-2,913	-	-	-
Assoc Govtl Prog Analyst	2.1	-	-	2,197-2,651	-	-	-
Staff Services Analyst-Gen	0.5	-	-	1,407-2,197	-	-	-
Office Techn-Typing	0.2	-	-	1,214-1,551	-	-	-
Office Asst II-Typing	0.7	-	-	1,048-1,367	-	-	-
Management Analysis Bureau:							
Staff Services Mgr II-Supvry	0.9	-	-	2,651-3,200	-	-	-
Staff Services Mgr I	1.8	-	-	2,415-2,913	-	-	-
Assoc Mgt Analyst	4.3	-	-	2,197-2,651	-	-	-
Staff Services Analyst-Gen	1.5	-	-	1,407-2,197	-	-	-
Office Techn-Typing	0.8	-	-	1,214-1,551	-	-	-
Totals	140.3	-	-	\$3,768,490	-	-	-

5180 DEPARTMENT OF SOCIAL SERVICES—Continued

ORGANIZATIONAL UNIT	NUMBER OF POSITIONS			EXPENDITURES			
	Classification	Filled 1983-84	Authorized 1984-85	Proposed 1985-86	Actual 1983-84	Estimated 1984-85	Proposed 1985-86
Welfare Fraud & Audits Branch:							
Staff Services Mgr III	0.9	-	-	2,913-3,518	-	-	-
Secty	0.9	-	-	1,236-1,512	-	-	-
Fraud Prog Management Bur:							
Staff Services Mgr II-Supvry	0.9	-	-	2,651-3,200	-	-	-
Staff Services Mgr I	0.9	-	-	2,415-2,913	-	-	-
Welfare Fraud Coordinator	2.8	-	-	2,415-2,913	-	-	-
Assoc Govtl Prog Analyst	3.9	-	-	2,197-2,651	-	-	-
Staff Services Analyst-Gen	2.5	-	-	1,407-2,197	-	-	-
Mgt Services Techn	0.3	-	-	1,177-1,565	-	-	-
Office Techn-Typing	0.7	-	-	1,214-1,551	-	-	-
Office Asst II-Typing	0.1	-	-	1,048-1,367	-	-	-
Word Processing Techn	0.8	-	-	1,048-1,309	-	-	-
Audits Bureau:							
Staff Services Mgr II-Supvry	0.9	-	-	2,651-3,200	-	-	-
Supvng Govtl Auditor I	1.1	-	-	2,415-2,913	-	-	-
Staff Services Mgr I	0.9	-	-	2,415-2,913	-	-	-
Gen Auditor III	12.5	-	-	2,197-2,651	-	-	-
Gen Auditor II	1.2	-	-	1,827-2,197	-	-	-
Sr DP Techn	0.3	-	-	1,462-1,745	-	-	-
Secty	0.6	-	-	1,236-1,512	-	-	-
Office Asst II-Typing	0.2	-	-	1,048-1,367	-	-	-
Word Processing Techn	0.3	-	-	1,048-1,309	-	-	-
Totals	32.7	-	-	\$926,362	-	-	-
Internal Audits Branch:							
Staff Services Mgr I	0.9	-	-	2,415-2,913	-	-	-
Assoc Govtl Prog Analyst	1.9	-	-	2,197-2,651	-	-	-
Staff Services Analyst-Gen	1	-	-	1,407-2,197	-	-	-
Secty	0.2	-	-	1,236-1,512	-	-	-
Key Data Opr	0.3	-	-	976-1,309	-	-	-
Totals	4.3	-	-	\$117,183	-	-	-
Totals, Audit & Review Division	215.4	-	-	\$5,785,774	-	-	-
Disability Evaluation Division							
Deputy Director, Disability Evaluation							
Division:							
C.E.A. III	1	1	1	3,357-4,464	53,568	-	53,568
Adm Asst II	1	1	1	2,197-2,651	31,812	-	31,812
Exec Secty I	1	1	1	1,389-1,653	19,166	-	19,836
Temporary Help	27.3	24.4	24.4	(446,613)	710,999	-	710,999
Totals	30.3	27.4	27.4	\$1,263,162	\$815,545	-	\$816,215
Central Operations Branch:							
Disability Evaluation Adm III	1	1	1	2,913-3,518	42,216	-	42,216
Office Techn-Typing	1	1	1	1,214-1,551	16,694	-	17,100
Quality Assurance Bureau:							
Medical Consultant I	5.8	6	6	4,156-5,429	377,668	-	380,552
Disability Evaluation Adm II	1	1	1	2,651-3,200	38,400	-	38,400
Disability Evaluation Adm I	5.6	6	6	2,415-2,913	208,791	-	209,736
Disability Eval Analyst III-Spec	35.2	38	38	2,197-2,651	1,181,284	-	1,190,424
Disability Evaluation Analyst II	0.3	1	1	2,002-2,415	28,980	-	28,980
Office Techn-Typing	6.3	12	12	1,214-1,551	189,360	-	194,744
Office Asst II-Typing	4.8	1	1	1,048-1,367	14,172	-	14,568
Program Services Bureau:							
Disability Evaluation Adm II	0.4	1	1	2,651-3,200	37,364	-	38,400
Disability Evaluation Adm I	0.9	1	1	2,415-2,913	34,956	-	34,956
Disability Eval Analyst III-Spec	6.2	6	6	2,197-2,651	190,872	-	190,872
Disability Evaluation Analyst II	0.3	1	1	2,002-2,415	27,530	-	28,868
Programmer II	0.1	-	-	1,827-2,197	-	-	-
Office Asst II-Typing	0.7	1	1	1,048-1,367	14,568	-	14,568
Training Coordinator:							
Disability Evaluation Adm I	0.7	-	-	2,415-2,913	-	-	-
Support Services Bureau:							
Disability Evaluation Adm I	1	1	1	2,415-2,913	34,956	-	34,956
Disability Eval Analyst III-Spec	2	2	2	2,197-2,651	63,624	-	63,624
Disability Evaluation Analyst	3	3	3	1,407-2,197	73,962	-	76,236
Office Techn-Gen	0.3	-	-	1,214-1,551	-	-	-
Office Techn-Typing	0.2	-	-	1,214-1,551	-	-	-
Disability Evaluation Techn	2.6	3	3	1,156-1,532	51,315	-	52,737
DP Techn	0.1	1	1	1,198-1,523	16,224	-	16,944
Office Asst II-Typing	0.7	1	1	1,048-1,367	14,392	-	14,568
Word Processing Techn	0.9	-	-	1,048-1,309	-	-	-
Office Asst I-Typing	-	1	1	976-1,126	12,156	-	12,546
Office Of Disability Hearings:							
Disability Evaluation Adm II	0.4	1	1	2,651-3,200	37,364	-	38,400
Disability Eval Analyst III-Spec	0.4	1	1	2,197-2,651	31,812	-	31,812
Office Techn-Typing	0.2	1	1	1,214-1,551	15,463	-	16,114
Totals	82.1	92	92	\$2,429,396	\$2,754,123	-	\$2,782,321
State Programs Branch:							
Disability Evaluation Adm III	0.1	1	1	2,913-3,518	34,956	-	36,624
Office Asst II-Typing	0.1	-	-	1,048-1,367	-	-	-

90
91
92
93
94
95
96
97
98

5180 DEPARTMENT OF SOCIAL SERVICES—Continued

ORGANIZATIONAL UNIT Classification	NUMBER OF POSITIONS			EXPENDITURES		
	Filled 1983-84	Authorized 1984-85	Proposed 1985-86	Actual 1983-84	Estimated 1984-85	Proposed 1985-86
				SALARY RANGE		
State Programs - Oakland:						
Medical Consultant I	3.9	4	4	4,156-5,429	256,903	258,554
Disability Evaluation Adm II	1	1	1	2,651-3,200	38,400	38,400
Disability Eval Analyst III-Spec	1.5	2	2	2,197-2,651	63,624	63,624
Disability Eval Analyst III-Supvr	4	4	4	2,197-2,651	127,608	127,608
Assoc Govtl Prog Analyst	0.5	-	-	2,197-2,651	-	-
Disability Evaluation Analyst II	13.5	12.5	12.5	2,002-2,415	353,428	357,469
Disability Evaluation Analyst	5.1	11.5	11.5	1,407-2,197	228,804	237,936
Office Services Supvr III-Gen	0.7	1	1	1,544-1,854	19,064	19,964
Office Services Supvr I-Typing	2.9	3	3	1,214-1,551	50,720	51,300
Office Techn-Typing	0.5	1	1	1,214-1,551	16,416	17,112
Medical Transcriber	0.4	1	1	1,191-1,517	16,544	16,740
Sr Word Processing Techn	1	1	1	1,260-1,486	17,832	17,832
Stock Clk	0.3	1	1	1,168-1,486	14,480	15,028
Office Asst II-Typing	15	13.5	13.5	1,048-1,367	191,218	191,740
Word Processing Techn	3	4	4	1,048-1,309	57,500	59,020
Office Asst II-Gen	-	0.5	0.5	1,048-1,309	6,600	6,811
Office Asst I-Typing	0.1	2	2	976-1,126	24,312	25,092
Office Asst I-Gen	0.5	-	-	944-1,087	-	-
State Programs-Quality Assurance Section:						
Medical Consultant I	0.1	0.5	0.5	4,156-5,429	27,426	28,770
Disability Evaluation Adm I	1	1	1	2,415-2,913	34,956	34,956
Disability Eval Analyst III-Spec	1.3	2	2	2,197-2,651	63,136	63,624
Office Techn-Typing	0.3	1	1	1,214-1,551	15,316	15,940
State Programs - Los Angeles:						
Medical Consultant I	3.5	3.5	3.5	4,156-5,429	227,565	228,018
Disability Evaluation Adm II	1	1	1	2,651-3,200	37,216	38,400
Disability Eval Analyst III-Spec	1	1	1	2,197-2,651	31,812	31,812
Disability Eval Analyst III-Supvr	4.5	5	5	2,197-2,651	155,780	157,140
Disability Evaluation Analyst II	25.8	26.5	26.5	2,002-2,415	733,050	748,732
Disability Evaluation Analyst	4.2	3	3	1,407-2,197	68,952	72,204
Office Services Supvr III-Gen	1	1	1	1,544-1,854	22,248	22,248
Office Techn-Typing	0.3	1	1	1,214-1,551	14,706	15,267
Office Services Supvr I-Typing	2.6	3	3	1,214-1,551	51,300	51,300
Sr Word Processing Techn	1	1	1	1,260-1,486	17,832	17,832
Stock Clk	1	1	1	1,168-1,486	16,230	16,404
Prog Techn II-Disability	1	1	1	1,214-1,425	15,267	15,882
Office Asst II-Typing	13.9	10.5	10.5	1,048-1,367	154,528	157,390
Word Processing Techn	4.9	5	5	1,048-1,309	77,765	78,393
Office Asst II-Gen	2	2	2	1,048-1,309	27,738	28,740
Office Asst I-Typing	-	6	6	976-1,126	72,936	75,276
Totals	124.5	140	140	\$2,974,990	\$3,384,168	\$3,439,182
Branch Offices-Federal Programs:						
Los Angeles-East:						
Medical Consultant II	1	1	1	4,571-5,560	65,148	65,148
Medical Consultant I	9.1	10	10	4,156-5,429	580,308	598,930
Disability Evaluation Adm III	1	1	1	2,913-3,518	42,216	42,216
Disability Evaluation Adm II	2	2	2	2,651-3,200	76,800	76,800
Disability Evaluation Adm I	1.3	2	2	2,415-2,913	68,967	69,912
Disability Eval Analyst III-Supvr	11.5	11	11	2,197-2,651	345,472	347,556
Disability Eval Analyst III-Spec	3.9	8	8	2,197-2,651	249,616	254,496
Office Services Mgr II	0.6	1	1	2,098-2,529	25,869	27,106
Disability Evaluation Analyst II	31.3	29.5	29.5	2,002-2,415	827,975	838,801
Disability Evaluation Analyst	29.4	37	37	1,407-2,197	804,517	835,733
Materials & Stores Supvr I	1	1	1	1,401-1,827	19,992	19,992
Office Services Supvr II-Gen	2.6	3	3	1,358-1,768	54,960	55,716
Office Services Supvr I-Typing	6.6	6	6	1,214-1,551	99,138	100,401
Office Techn-Gen	3	3	3	1,214-1,551	48,384	49,467
Office Techn-Typing	0.5	2	2	1,214-1,551	32,634	33,852
Disability Evaluation Techn	3.6	2	2	1,156-1,532	35,606	36,308
Medical Transcriber	1.9	2	2	1,191-1,517	33,144	33,480
Sr Word Processing Techn	2	2	2	1,260-1,486	35,664	35,664
Stock Clk	0.9	1	1	1,168-1,486	14,392	14,936
Prog Techn II-Disability	2.9	3	3	1,214-1,425	51,126	51,300
Office Asst II-Typing	47.8	54	54	1,048-1,367	759,036	760,716
Office Asst I-Typing	2	2	2	1,126-1,309	31,416	31,416
Word Processing Techn	17.8	19	19	1,048-1,309	286,788	289,908
Office Asst II-Gen	5.3	4	4	1,048-1,309	57,630	58,140
Office Asst I-Typing	-	8	8	976-1,126	97,248	100,368
Office Asst I-Gen	-	2	2	944-1,087	23,580	24,312
Totals	189	216.5	216.5	\$4,134,825	\$4,767,626	\$4,852,674
Oakland:						
Medical Consultant II	1	1	1	4,571-5,560	65,148	65,148
Medical Consultant I	9.9	10	10	4,156-5,429	602,014	608,493
Disability Evaluation Adm III	1	1	1	2,913-3,518	42,216	42,216
Disability Evaluation Adm II	2	2	2	2,651-3,200	76,800	76,800
Disability Evaluation Adm I	1.4	2	2	2,415-2,913	68,967	69,912
Disability Eval Analyst III-Spec	2.9	5	5	2,197-2,651	153,380	156,684
Disability Eval Analyst III-Supvr	9.6	9	9	2,197-2,651	286,308	286,308
Office Services Mgr II	0.9	1	1	2,098-2,529	26,265	27,530
Disability Evaluation Analyst II	41.7	39.5	39.5	2,002-2,415	1,115,710	1,124,069
Office Services Mgr I	0.1	-	-	1,827-2,197	-	-
Disability Evaluation Analyst	22.7	23.5	23.5	1,407-2,197	558,424	577,535
Materials & Stores Supvr I	1	1	1	1,401-1,827	19,992	19,992

5180 DEPARTMENT OF SOCIAL SERVICES—Continued

ORGANIZATIONAL UNIT	NUMBER OF POSITIONS			EXPENDITURES			
	Classification	Filled 1983-84	Authorized 1984-85	Proposed 1985-86	Actual 1983-84	Estimated 1984-85	Proposed 1985-86
					SALARY RANGE		
Office Services Supvr II-Gen	2.8	3	3	1,358-1,768	57,081	57,816	
Mgt Services Techn	0.1	-	-	1,177-1,565	-	-	
Office Techn-Gen	1.7	1	1	1,214-1,551	17,100	17,100	
Office Techn-Typing	0.5	2	2	1,214-1,551	31,284	32,367	
Office Services Supvr I-Typing	6.9	7	7	1,214-1,551	115,895	118,482	
Disability Evaluation Techn	0.3	-	-	1,156-1,532	-	-	
Medical Transcriber	2.2	3	3	1,191-1,517	48,140	48,698	
Sr Word Processing Techn	1.3	1	1	1,260-1,486	17,832	17,832	
Stock Clk	1	1	1	1,168-1,486	16,404	16,404	
Supvng TWX Opr 1	0.4	-	-	1,256-1,481	-	-	
Prog Techn II-Disability	2.8	4	4	1,214-1,425	64,716	66,080	
Office Asst II-Typing	40.1	39.5	39.5	1,048-1,367	566,760	569,061	
TWX Opr	1	1	1	1,126-1,309	15,708	15,708	
Word Processing Techn	10.9	10	10	1,048-1,309	150,309	152,726	
Office Asst I-Typing	-	8	8	976-1,126	97,248	100,368	
Totals	166.2	175.5	175.5	\$3,935,474	\$4,213,701	\$4,267,329	
San Diego:							
Medical Consultant II	1	1	1	4,571-5,560	66,720	66,720	
Medical Consultant I	10.6	11	11	4,156-5,429	662,799	676,146	
Disability Evaluation Adm III	1	1	1	2,913-3,518	42,216	42,216	
Disability Evaluation Adm II	2	2	2	2,651-3,200	76,800	76,800	
Disability Evaluation Adm I	1.4	2	2	2,415-2,913	68,022	69,912	
Disability Eval Analyst III-Supvr	12	12	12	2,197-2,651	378,506	380,890	
Disability Eval Analyst III-Spec	2.9	5	5	2,197-2,651	156,254	159,060	
Office Services Mgr II	0.9	1	1	2,098-2,529	28,868	30,234	
Disability Evaluation Analyst II	41	37	37	2,002-2,415	1,024,476	1,038,436	
Office Services Mgr I	0.1	-	-	1,827-2,197	-	-	
Disability Evaluation Analyst	34.1	42	42	1,407-2,197	971,725	999,914	
Office Services Supvr II-Gen	3	3	3	1,358-1,768	57,996	57,996	
Office Services Supvr I-Typing	6.7	6	6	1,214-1,551	100,516	101,159	
Office Techn-Gen	1.8	2	2	1,214-1,551	31,610	32,220	
Office Techn-Typing	1.5	3	3	1,214-1,551	48,906	49,467	
Disability Evaluation Techn	1.1	-	-	1,156-1,532	-	-	
Medical Transcriber	2.8	3	3	1,191-1,517	49,090	49,768	
Sr Word Processing Techn	2.9	3	3	1,260-1,486	53,496	53,496	
Stock Clk	1	1	1	1,168-1,486	16,404	16,404	
Prog Techn II-Disability	3	3	3	1,214-1,425	51,300	51,300	
Office Asst II-Typing	54.8	62	62	1,048-1,367	874,797	888,757	
Word Processing Techn	18.1	21	21	1,048-1,309	313,906	318,409	
Office Asst II-Gen	1	1	1	1,048-1,309	14,568	14,568	
Office Asst I-Typing	-	5.5	5.5	976-1,126	68,798	70,569	
Totals	204.7	227.5	227.5	\$4,620,331	\$5,157,773	\$5,244,441	
Sacramento:							
Medical Consultant II	0.9	1	1	4,571-5,560	57,778	60,641	
Medical Consultant I	10	10	10	4,156-5,429	614,781	627,034	
Disability Evaluation Adm III	1	1	1	2,913-3,518	42,216	42,216	
Disability Evaluation Adm II	2	2	2	2,651-3,200	75,912	76,800	
Disability Evaluation Adm I	1.3	2	2	2,415-2,913	68,022	69,912	
Disability Eval Analyst III-Supvr	10.8	11	11	2,197-2,651	338,548	341,580	
Assoc Govtl Prog Analyst	0.4	1	1	2,197-2,651	26,364	27,636	
Disability Eval Analyst III-Spec	3.1	6	6	2,197-2,651	187,578	190,872	
Office Services Mgr II	0.9	1	1	2,098-2,529	26,265	27,530	
Disability Evaluation Analyst II	33.6	29	29	2,002-2,415	808,696	821,953	
Office Services Mgr I	0.1	-	-	1,827-2,197	-	-	
Disability Evaluation Analyst	35	36	36	1,407-2,197	831,403	864,704	
Staff Services Analyst-Gen	0.2	-	-	1,407-2,197	-	-	
Materials & Stores Supvr 1	0.8	1	1	1,401-1,827	18,154	18,956	
Office Services Supvr II-Gen	2.5	3	3	1,358-1,768	56,561	57,336	
Mgt Services Techn	1.8	2	2	1,177-1,565	28,248	29,328	
Office Techn-Typing	1.4	2	2	1,214-1,551	32,982	33,794	
Office Services Supvr I-Typing	4.5	4	4	1,214-1,551	66,647	67,414	
Office Techn-Gen	1.8	2	2	1,214-1,551	33,736	34,200	
Disability Evaluation Techn	1.4	1	1	1,156-1,532	17,544	18,319	
Medical Transcriber	1.1	3	3	1,191-1,517	45,072	46,404	
Secty	0.4	-	-	1,236-1,512	-	-	
Sr Word Processing Techn	3	3	3	1,260-1,486	53,496	53,496	
Stock Clk	1	1	1	1,168-1,486	16,404	16,404	
Prog Techn II-Disability	2	3	3	1,214-1,425	48,768	49,320	
Office Asst II-Typing	42.8	49	49	1,048-1,367	693,467	701,794	
TWX Opr	2	2	2	1,126-1,309	31,416	31,416	
Word Processing Techn	16.7	19	19	1,048-1,309	282,454	287,100	
Office Asst II-Gen	4	5	5	1,048-1,309	69,420	71,208	
Office Asst I-Typing	0.8	7	7	976-1,126	85,866	88,626	
Office Asst I-Gen	0.2	-	-	944-1,087	-	-	
Totals	187.5	207	207	\$4,229,714	\$4,657,798	\$4,755,993	
Fresno:							
Medical Consultant II	0.2	-	-	4,571-5,560	-	-	
Medical Consultant I	10.2	11	11	4,156-5,429	672,525	678,933	
Disability Evaluation Adm III	1	1	1	2,913-3,518	42,216	42,216	
Disability Evaluation Adm II	2	2	2	2,651-3,200	76,800	76,800	
Disability Evaluation Adm I	1.4	2	2	2,415-2,913	68,967	69,912	
Assoc Govtl Prog Analyst	0.7	-	-	2,197-2,651	-	-	
Disability Eval Analyst III-Spec	2.9	6	6	2,197-2,651	182,072	185,720	

5180 DEPARTMENT OF SOCIAL SERVICES—Continued

ORGANIZATIONAL UNIT Classification	NUMBER OF POSITIONS			EXPENDITURES		
	Filled 1983-84	Authorized 1984-85	Proposed 1985-86	Actual 1983-84	Estimated 1984-85	Proposed 1985-86
				SALARY RANGE		
Disability Eval Analyst III-Supvr	10.9	11	11	2,197-2,651	348,468	349,932
Office Services Mgr II	0.9	1	1	2,098-2,529	28,868	30,234
Disability Evaluation Analyst II	32.1	27	27	2,002-2,415	750,205	763,406
Office Services Mgr I.....	0.1	-	-	1,827-2,197	-	-
Disability Evaluation Analyst	28.6	38	38	1,407-2,197	880,059	908,198
Unemployment Insurance Adjudicator	0.1	-	-	1,666-2,002	-	-
Jr Staff Analyst-Gen	-	1	1	1,407-1,827	16,884	17,604
Materials & Stores Supvr I	1	1	1	1,401-1,827	19,992	19,992
Office Services Supvr II-Gen	2.3	3	3	1,358-1,768	56,296	57,756
Office Services Supvr I-Typing	6.3	5	5	1,214-1,551	83,814	84,456
Office Techn-Gen	0.7	1	1	1,214-1,551	17,100	17,100
Office Techn-Typing	0.5	2	2	1,214-1,551	30,646	31,903
Disability Evaluation Techn	0.4	1	1	1,156-1,532	17,304	18,059
Medical Transcriber	1.3	1.5	1.5	1,191-1,517	23,665	24,368
Sr Word Processing Techn	1.6	2	2	1,260-1,486	33,050	33,656
Stock Clk	1	1	1	1,168-1,486	16,404	16,404
Prog Techn II-Disability	3	3	3	1,214-1,425	51,300	51,300
Sr Telephone Opr	1	1	1	1,214-1,425	17,100	17,100
Office Asst II-Typing	49.4	56.5	56.5	1,048-1,367	788,175	800,065
TWX Opr	1.8	2	2	1,126-1,309	31,416	31,416
Word Processing Techn	14.2	16	16	1,048-1,309	235,590	239,661
Office Asst II-Gen	2.8	3	3	1,048-1,309	43,220	43,704
Telephone Opr	0.2	-	-	1,048-1,214	-	-
Office Occupations Clk	1	1	1	913-1,048	12,744	12,744
Totals	179.6	200	200	\$4,052,178	\$4,544,880	\$4,622,639
Los Angeles-West:						
Medical Consultant II	1	1	1	4,571-5,560	66,720	66,720
Medical Consultant I	8.7	10	10	4,156-5,429	584,794	601,613
Disability Evaluation Adm III	0.6	1	1	2,913-3,518	42,216	42,216
Disability Evaluation Adm II	2	2	2	2,651-3,200	76,800	76,800
Disability Evaluation Adm I	0.8	1	1	2,415-2,913	34,416	34,956
Disability Eval Analyst III-Supvr	10.8	11	11	2,197-2,651	340,416	344,536
Disability Eval Analyst III-Spec	1.8	2	2	2,197-2,651	61,704	63,136
Office Services Mgr II	0.9	1	1	2,098-2,529	27,926	29,286
Disability Evaluation Analyst II	26.3	29	29	2,002-2,415	784,819	805,785
Office Services Mgr I.....	0.1	-	-	1,827-2,197	-	-
Disability Evaluation Analyst	27.2	33	33	1,407-2,197	705,956	733,584
Materials & Stores Supvr I	1	1	1	1,401-1,827	19,467	19,992
Office Services Supvr II-Gen	2.5	3	3	1,358-1,768	57,756	57,996
Office Techn-Gen	3.6	4	4	1,214-1,551	64,708	66,420
Office Services Supvr I-Typing	6.7	7	7	1,214-1,551	113,184	115,957
Disability Evaluation Techn	2.8	3	3	1,156-1,532	48,535	50,362
Medical Transcriber	1.4	2	2	1,191-1,517	33,284	33,480
Secty	1	1	1	1,236-1,512	17,448	17,448
Sr Word Processing Techn	0.4	2	2	1,260-1,486	30,240	31,416
Stock Clk	1	1	1	1,168-1,486	14,304	14,844
Prog Techn II-Disability	3	3	3	1,214-1,425	50,140	51,300
Office Asst II-Typing	38	38	38	1,048-1,367	537,137	543,880
TWX Opr	1.6	2	2	1,126-1,309	29,520	30,012
Word Processing Techn	16.1	18	18	1,048-1,309	270,047	274,890
Office Asst II-Gen	4.9	5	5	1,048-1,309	71,197	72,122
Office Asst I-Typing	5.3	16	16	976-1,126	200,717	206,357
Office Occupations Clk	1	1	1	913-1,048	12,744	12,744
Totals	170.5	198	198	\$3,665,266	\$4,296,195	\$4,397,852
Totals, Disability Evaluation Division	1334.4	1483.9	1483.9	\$31,305,336	\$34,591,809	\$35,178,646
TOTALS, AUTHORIZED POSITIONS	2999.9	3410	3361	\$73,959,550	\$83,520,504	\$83,594,385
Regular/Ongoing Positions.....	2885.3	3352.1	3303.1	71,018,813	82,187,901	82,261,782
Temporary Help	114.6	57.9	57.9	2,099,643	1,147,002	1,147,002
Overtime.....	-	-	-	841,094	185,601	185,601

1 Three positions Limited Term to March 31, 1985.
 2 One position Limited Term to June 30, 1986.
 3 One position Limited Term to June 30, 1985, and five positions Limited Term to June 30, 1986.
 4 Positions Limited Term to June 30, 1985.
 5 One position Limited Term to June 30, 1985, and one-half position Limited Term to June 30, 1986.
 6 Two and one-half positions Limited Term to June 30, 1985, and three and one-half positions Limited Term to June 30, 1986.
 7 One position Limited Term to June 30, 1985.
 8 One-half position Limited Term to June 30, 1985.
 9 Temporary Transfer—position will revert January 1, 1985.
 10 Four positions Limited Term to June 30, 1985.
 11 Three and one-half positions Limited Term to June 30, 1985.
 12 Three positions Limited Term to June 30, 1985.

5190 CALIFORNIA HEALTH FACILITIES COMMISSION *

ORGANIZATIONAL UNIT Classification	NUMBER OF POSITIONS			EXPENDITURES		
	Filled 1983-84	Authorized 1984-85	Proposed 1985-86	Actual 1983-84	Estimated 1984-85	Proposed 1985-86 ¹
				SALARY RANGE		
Commissioner's (9) per diem	-	-	-	\$100/day	\$22,000	\$15,000
Exec Director	1	1	1	4,077-4,274	51,288	25,644
C.E.A. 1	1	1	1	2,778-3,690	44,280	22,140
Staff Counsel I	1	1	1	2,845-3,440	36,956	19,372
Staff Services Mgr II-Supvry	1.6	1.5	1.5	2,651-3,200	57,600	28,800
Sr Adm Analyst	1	1	1	2,651-3,200	38,400	19,200
Research Mgr II-Gen	0.1	-	-	2,651-3,200	-	-
Consumer Liaison Off-Health	0.9	1	1	2,651-3,200	34,821	18,243
Research Prog Spec II-Health	-	1	1	2,651-3,200	38,400	19,200
DP Mgr I	0.8	1	1	2,415-2,913	34,956	17,478
Staff Programmer Analyst	0.8	1	1	2,415-2,913	31,568	16,541
Staff DP Analyst	-	1	1	2,415-2,913	28,980	15,174
Staff Services Mgr I	2	2	2	2,415-2,913	69,912	34,956
Research Prog Specialist I	1.5	1	1	2,415-2,913	33,876	17,478
Medical Record Consultant	-	1	1	2,282-2,753	31,623	16,518
Assoc Programmer Analyst	2.6	2	2	2,197-2,651	60,136	31,629
Assoc Systems Software Specialist	-	1	1	2,197-2,651	27,106	14,210
Sr Acctg Off-Supvr	1	1	1	2,197-2,651	31,812	15,906
Assoc Health Planning Analyst	0.9	1	1	2,197-2,651	27,530	14,434
Assoc Adm Analyst	2	2	2	2,197-2,651	62,046	31,751
Assoc Govtl Prog Analyst	3.9	5	5	2,197-2,651	150,970	77,326
Research Analyst II-Gen	1.5	2	2	2,197-2,651	58,176	29,724
Assoc Editor Of Publications	0.9	-	-	2,197-2,651	-	-
Programmer II	1.1	4	4	1,827-2,197	86,774	45,419
Acctg Off	2.8	4	4	1,827-2,197	97,483	50,421
Acctg Off-Supvr	0.3	-	-	1,827-2,197	-	-
Bus Service Off 1	0.2	1	1	1,827-2,197	24,696	12,935
Asst Adm Analyst	0.9	1	1	1,827-2,197	22,859	11,967
Health Analyst	1.1	1	1	1,407-2,197	22,434	11,742
Staff Services Analyst-Gen	8.1	9.5	9.5	1,407-2,197	198,374	103,854
DP Techn Supvr 1	0.9	1	1	1,745-2,098	21,935	11,483
Programmer I	1.3	-	-	1,407-1,827	-	-
Accountant 1 - Specialist	1	1	1	1,401-1,827	19,992	9,996
Pers Asst II	1	1	1	1,481-1,768	20,873	10,608
Programmer Apprentice	1	-	-	1,150-1,745	-	-
Sr DP Techn	0.1	-	-	1,462-1,745	-	-
Auditor 1	1.6	1	1	1,407-1,673	17,734	9,256
Exec Secty 1	1	1	1	1,389-1,653	19,836	9,918
Mgt Services Techn	1.5	1	1	1,177-1,565	16,476	8,256
Office Services Supvr I-Typing	1	1	1	1,214-1,551	17,100	8,550
Acctg Techn	2	2	2	1,214-1,551	34,200	17,100
Sr Acct Clk	1	1	1	1,214-1,551	17,100	8,550
Office Techn-Typing	2.1	4	4	1,214-1,551	64,961	33,301
Office Techn-Gen	1.4	1	1	1,214-1,551	15,561	8,115
DP Techn	2	2	2	1,198-1,523	36,216	18,276
Computer Opr	0.6	1	1	1,198-1,523	18,692	9,346
Sr Word Processing Techn	0.5	-	-	1,260-1,486	-	-
Stock Clk	0.9	1	1	1,168-1,486	15,940	8,202
Key Data Supvr 1	0.7	1	1	1,260-1,486	16,404	8,550
Office Asst II-Typing	1	3	3	1,048-1,367	40,756	20,801
Word Processing Techn	8	7.5	7.5	1,048-1,309	116,799	58,758
Office Asst II-Gen	0.3	-	-	1,048-1,309	-	-
Key Data Opr	4.8	4	4	976-1,309	62,832	31,416
Asst Clk	0.3	-	-	832-950	-	-
Temporary Help	9.3	8.7	8.7	(102,345)	96,251	48,126
Overtime	-	-	-	(7,670)	4,367	2,184
TOTALS, AUTHORIZED POSITIONS.....	84.3	92.2	92.2	\$1,807,137	\$2,099,081	\$1,077,854
Regular/Ongoing Positions.....	75	83.5	83.5	1,697,122	1,998,463	1,027,544
Temporary Help	9.3	8.7	8.7	102,345	96,251	48,126
Overtime	-	-	-	7,670	4,367	2,184

¹ Statutory authorization for the California Health Facilities Commission expires January 1, 1986 pursuant to Chapter 329, Statutes of 1982 (AB 3480). Thus, half year costs are shown in fiscal year 1985-86.

*The Salary Range and the amounts shown in 1984-85 and 1985-86 for this department do not reflect the 1984-85 fiscal year salary increase adjustment. This adjustment is reflected in the departmental Summary by Object of the Governor's Budget.

5240 DEPARTMENT OF CORRECTIONS *

ORGANIZATIONAL UNIT Classification	NUMBER OF POSITIONS			EXPENDITURES		
	Filled 1983-84	Authorized 1984-85	Proposed 1985-86	Actual 1983-84	Estimated 1984-85	Proposed 1985-86
Departmental Administration						
Executive:						
Director	1	1	1	\$57,829	\$57,829	\$57,829
Chief Dep Director	0.6	1	1	4,752	57,024	57,024
Special Asst To Chief Dep Director	0.2	1	1	3,372-3,534	40,950	42,408
Exec Secty II	1	1	1	1,512-1,809	18,144	18,924
Exec Secty I	1	1	1	1,389-1,653	19,836	19,836
Office Techn-Typing	1	1	1	1,214-1,551	17,100	17,100
Temporary Help	2	-	-	(39,192)	-	-
Overtime	-	-	-	(1,690)	-	-
Totals	6.8	6	6	\$194,571	\$210,883	\$213,121
Community Resources Development:						
Asst Director-Community Resources ..	0.9	1	1	4,077	48,924	48,924
Assoc Govtl Prog Analyst	1	1	1	2,197-2,651	27,530	28,868
Secty	0.8	1	1	1,236-1,512	17,448	17,448
Office Asst II-Typing	0.6	1	1	1,048-1,367	12,954	13,374
Totals	3.3	4	4	\$90,580	\$106,856	\$108,614
Financial Resources:						
Staff Services Mgr I	1	1	1	2,415-2,913	34,956	34,956
Assoc Govtl Prog Analyst	2	2	2	2,197-2,651	61,346	63,014
Totals	3	3	3	\$90,365	\$96,302	\$97,970
Public Information:						
Asst Director-Info	1	1	1	3,708-3,888	46,656	46,656
Television Specialist	0.7	1	1	2,197-2,651	31,812	31,812
Info Off I	1	1	1	2,197-2,651	31,812	31,812
Exec Secty I	1	1	1	1,389-1,653	19,836	19,836
Totals	3.7	4	4	\$117,513	\$130,116	\$130,116
Affirmative Action:						
Asst Director	1	1	1	3,796-3,980	47,760	47,760
Exec Secty I	0.9	1	1	1,389-1,653	19,836	19,836
Temporary Help	0.2	-	-	(3,063)	-	-
Overtime	-	-	-	(176)	-	-
Totals	2.1	2	2	\$64,424	\$67,596	\$67,596
Human Resources:						
Staff Services Mgr II-Supvry	1	1	1	2,651-3,200	38,400	38,400
Employment Opportunity Analyst	2	2	2	2,197-2,651	60,456	61,819
Mgt Services Techn	0.4	1	1	1,177-1,565	18,396	18,780
Office Asst II-Typing	1.5	1.5	1.5	1,048-1,367	20,175	20,859
Temporary Help	-	-	-	(82)	-	-
Overtime	-	-	-	(574)	-	-
Totals	4.9	5.5	5.5	\$123,906	\$137,427	\$139,858
Legislative Liaison:						
Correctional Capt	0.6	1	1	2,669-3,222	32,028	33,588
Asst Director-Legis Liaison	0.8	1	1	3,069-3,216	38,592	38,592
Exec Secty I	1	1	1	1,389-1,653	19,836	19,836
Office Techn-Typing	1	1	1	1,214-1,551	15,610	16,288
Overtime	-	-	-	(120)	-	-
Totals	3.4	4	4	\$84,743	\$106,066	\$108,304
Legal Services:						
Staff Counsel III	1	1	1	3,602-4,360	52,320	52,320
Staff Counsel II	1	1	1	3,128-3,780	45,360	45,360
Sr Legal Steno	0.9	1	1	1,331-1,729	18,924	18,924
Temporary Help	0.1	-	-	(1,066)	-	-
Totals	3	3	3	112,430	116,604	116,604
Totals, Executive Division	30.2	31.5	31.5	\$878,532	\$971,850	\$982,183
Institutions Division:						
C.E.A. IV	-	1	1	3,618-4,680	56,160	56,160
C.E.A. III	1.9	1	1	3,357-4,464	40,284	42,216
Correctional Administrator	-	1	1	3,144-3,801	37,728	39,552
Research Prog Spec II-Soc-Behavior ..	1	1	1	2,651-3,200	38,400	38,400
Staff Services Mgr I	-	1	1	2,415-2,913	28,980	30,348
Lieut	-	1	-	2,215-2,669	26,580	-
Exec Secty I	1.8	2	2	1,389-1,653	38,040	38,868
Secty	0.5	1	1	1,236-1,512	15,732	16,404
Office Techn-Typing	-	1	1	1,214-1,551	14,568	15,120
Statistical Clk	1	1	1	1,214-1,425	17,100	17,100
Temporary Help	0.6	-	-	(11,287)	-	-
Overtime	-	-	-	(3,791)	-	-
Totals	6.8	11	10	\$203,103	\$313,572	\$294,168
Work Incentive Program:						
Correctional Administrator	1	1	1	3,144-3,801	45,612	45,612
Prog Administrator	1.8	2	2	2,861-3,458	75,828	77,496
Office Techn-Typing	1.2	1	1	1,214-1,551	17,096	17,100
Overtime	-	-	-	(291)	-	-
Totals	4	4	4	\$133,236	\$138,536	\$140,208

*The Salary Range and the amounts shown in 1984-85 and 1985-86 for this department do not reflect the 1984-85 fiscal year salary increase adjustment. This adjustment is reflected in the departmental Summary by Object of the Governor's Budget.

5240 DEPARTMENT OF CORRECTIONS—Continued

ORGANIZATIONAL UNIT	NUMBER OF POSITIONS			EXPENDITURES		
	Classification	Filed 1983-84	Authorized 1984-85	Proposed 1985-86	Actual 1983-84	Estimated 1984-85
SALARY RANGE						
Institution Services:						
Correctional Administrator	0.9	1	1	3,144-3,801	45,612	45,612
Prog Administrator	1.8	2	2	2,861-3,458	82,749	82,992
Secty	0.8	1	1	1,236-1,512	17,808	17,808
Overtime	-	-	-	(1,766)	-	-
Totals	3.5	4	4	\$125,747	\$138,285	\$140,352
Education—Religion Services:						
Chief Of Educ	1	1	1	3,357-4,057	46,249	48,496
Asst Chief Of Educ	1	1	1	3,052-3,690	44,280	44,280
Prog Administrator	0.6	1	1	2,861-3,458	41,496	41,496
Teacher-High School	-	2	2	1,827-2,778	43,848	45,888
Teacher-Elementary	-	2	2	1,827-2,778	43,848	45,888
Instructor-Indust Arts	-	1.5	1.5	1,827-2,778	32,886	34,416
Secty	0.8	1	1	1,236-1,512	17,330	17,448
Temporary Help—Sabbatical Leave						
Relief	-	3.78	3.78	-	110,005	110,005
Temporary Help	0.3	-	-	(6,146)	-	-
Totals	3.7	13.28	13.28	\$129,342	\$379,942	\$387,917
Medical Services:						
Chief Medical Services Corr Prog	0.8	1	1	5,278-5,694	68,328	68,328
Staff Services Analyst-Gen	1	1	1	1,407-2,197	26,364	26,364
Exec Secty 1	1	1	1	1,389-1,653	19,836	19,836
Overtime	-	-	-	(764)	-	-
Totals	2.8	3	3	\$95,936	\$114,528	\$114,528
Totals, Institutions Division	20.8	35.28	34.28	\$687,364	\$1,084,863	\$1,077,173
Evaluation And Compliance Division:						
Inspector General:						
Correctional Administrator	0.2	1	1	3,144-3,801	44,562	45,612
Office Techn-Typing	1	1	1	1,214-1,551	16,172	16,868
Temporary Help	0.8	-	-	(14,835)	-	-
Totals	2	2	2	\$59,397	\$60,734	\$62,480
Program Compliance:						
Prog Administrator	2	2	2	2,861-3,458	82,992	82,992
Assoc Govtl Prog Analyst	-	1	1	2,197-2,651	26,364	27,364
Assoc Mgt Analyst	-	2	2	2,197-2,651	52,728	55,272
Totals	2	5	5	\$95,392	\$162,084	\$165,900
Court Management Services:						
Prog Administrator	-	1	1	2,861-3,458	34,332	36,000
Office Techn-Typing	-	1	1	1,214-1,551	14,568	15,120
Totals	-	2	2	-	\$48,900	\$51,120
Management Analysis/Evaluation:						
Staff Services Mgr II	-	1	1	2,651-3,200	31,812	33,336
Staff Services Mgr I	-	1	1	2,415-2,913	28,980	30,348
Assoc Mgt Analyst	-	4	4	2,197-2,651	105,465	110,544
Research Analyst I	-	1	1	1,407-1,673	16,884	17,604
Office Techn-Typing	-	1	1	1,214-1,551	14,568	15,120
Totals	-	8	8	-	\$197,700	\$206,952
Research And Support Services:						
C.E.A. II	0.9	1	1	3,052-4,057	48,684	48,684
Totals	0.9	1	1	\$41,057	\$48,684	\$48,684
Research:						
Research Prog Spec II-Soc-Behavioral ..	1	1	1	2,651-3,200	38,400	38,400
Research Prog Spec I-Soc-Behavioral ..	1	1	1	2,415-2,913	34,956	34,956
Research Analyst I-Gen	1	1	1	1,407-2,197	26,364	26,364
Prog Techn I-Corrs Recds	0.8	1	1	1,126-1,309	14,706	15,267
Totals	3.8	4	4	\$108,240	\$114,426	\$114,987
Policy Documentation:						
Correctional Administrator	1	1	1	3,144-3,801	45,612	45,612
Lieut	0.6	1	1	2,215-2,669	31,659	33,198
Word Processing Techn	1.8	2	2	1,048-1,309	30,276	30,276
Totals	3.4	4	4	\$85,149	\$107,547	\$109,086
Totals, Evaluation and Compli- ance Division	12.1	26	26	\$389,235	\$740,075	\$759,209
Planning/Construction Division:						
CEA IV	1.2	1	1	3,613-4,680	56,160	56,160
CEA III	1	1	1	3,357-4,464	53,568	53,568
Assoc Govtl Prog Analyst	1	1	1	2,197-2,651	29,436	30,836
Exec Secty I	1.6	2	2	1,389-1,653	39,292	39,672
Temporary Help	3.3	-	-	(63,568)	-	-
Overtime	-	-	-	(1,114)	-	-
Totals	8.1	5	5	\$517,667	\$178,456	\$180,236

5240 DEPARTMENT OF CORRECTIONS—Continued

ORGANIZATIONAL UNIT Classification	NUMBER OF POSITIONS			EXPENDITURES		
	Filled 1983-84	Authorized 1984-85	Proposed 1985-86	Actual 1983-84	Estimated 1984-85	Proposed 1985-86
Construction Operations:				SALARY RANGE		
Prog Mgr	1	1	1	3,440-4,156	49,872	49,872
CEA II	1	1	1	3,052-4,057	48,120	48,120
Exempt V	-	5	5	3,708-3,888	222,480	233,280
Assoc Engr	-	1	1	2,360-2,845	28,320	29,664
Secty	0.3	1	1	1,236-1,512	17,448	17,448
Totals	2.3	9	9	\$46,791	\$366,240	\$378,384
Program Development:						
CEA III	0.2	1	1	3,357-4,464	53,568	53,568
Correctional Administrator	3.1	2	2	3,144-3,801	89,985	91,224
Prog Administrator	0.8	4	4	2,861-3,456	147,774	152,935
Assoc Electronics Engr	0.3	1	1	2,360-2,845	28,320	29,664
Exec Secty I	-	2	2	1,389-1,653	33,336	34,800
Word Processing Techn	0.8	2	2	1,048-1,309	28,452	28,872
Totals	5.2	12	12	\$90,403	\$381,435	\$391,063
Existing Facilities-Day Labor:						
CEA II	-	2	2	3,052-4,057	77,230	80,960
Constrn Supvr III	0.4	1	1	3,440-3,602	42,090	43,224
Staff Services Mgr III	0.9	1	1	2,913-3,518	42,216	42,216
Depl't Constrn & Maint Supvr	1.7	3	3	2,717-3,279	105,781	110,877
Sr Architect	0.5	1	1	2,717-3,279	36,666	38,442
Chief of Plant Operations III	-	2	2	2,450-2,954	58,800	61,560
Assoc Constrn Analyst	1.7	2	2	2,360-2,845	67,488	68,280
Assoc Mech Engr	0.2	1	1	2,360-2,845	28,320	29,664
Assoc Elec Engr	-	1	1	2,360-2,845	27,672	35,796
Constrn Ofc Mgr I	-	1	1	2,251-2,717	27,012	28,320
Energy Resources Specialist I	-	1	1	2,197-2,651	31,812	31,812
Sr Delineator	-	1	1	1,786-2,150	21,432	22,416
Office Techn-Typing	1	1	1	1,214-1,551	17,100	17,100
Secty	-	2	2	1,236-1,521	29,664	30,792
Temporary Help	0.6	-	-	(11,539)	-	-
Overtime	-	-	-	(9,966)	-	-
Totals	7	20	20	\$339,470	\$613,283	\$641,459
Government/Community Relations:						
Staff Services Mgr I	1.3	1	1	2,415-2,913	34,281	34,956
Assoc Govtl Prog Analyst	0.8	4	4	2,197-2,651	115,256	118,896
Steno	0.4	1	1	1,029-1,339	13,765	14,251
Totals	2.5	6	6	\$45,201	\$163,302	\$168,103
Quality Control:						
Exempt V	-	1	1	3,708-3,888	44,496	46,656
Assoc Engr	-	1	1	2,360-2,845	28,320	29,664
Office Techn-Typing	0.8	1	1	1,214-1,551	14,568	15,120
Totals	0.8	3	3	\$22,600	\$87,384	\$91,440
Construction Support:						
CEA II	-	1	1	3,052-4,057	36,624	38,400
Correctional Administrator	-	2	2	3,144-3,801	75,456	79,104
Staff Services Mgr III	-	1	1	2,913-3,518	34,956	36,624
Staff Services Mgr II	-	1	1	2,651-3,200	31,812	33,336
Staff Services Mgr I	-	3	3	2,415-2,913	92,916	95,652
Assoc Govtl Prog Analyst	0.3	5	5	2,197-2,651	131,820	138,180
Assoc Budget Analyst	0.5	1	1	2,197-2,651	31,812	31,812
Bus Services Off II	-	1	1	2,002-2,415	27,000	28,308
Staff Services Analyst	-	1	1	1,407-2,197	16,884	17,604
Exec Secty I	-	1	1	1,389-1,653	16,668	17,400
Mgt Services Techn	-	1	1	1,177-1,565	14,124	14,664
Office Techn-Typing	-	1	1	1,214-1,551	14,568	15,120
Acctg Techn	-	1	1	1,214-1,551	14,568	15,120
Sr Steno	-	1	1	1,236-1,512	17,448	17,448
Sr Word Processing Techn	-	1	1	1,309-1,486	15,708	16,404
Office Asst II-Typing	0.2	1	1	1,048-1,367	14,568	14,568
Word Processing Techn	1.4	2	2	1,048-1,309	28,828	29,136
Totals	2.4	25	25	\$188,338	\$615,760	\$638,880
Totals, Planning/Construction Di- vision	28.3	80	80	\$1,250,470	\$2,405,860	\$2,489,565
Parole Division:						
Executive:						
CEA III	1	1	1	3,357-4,464	53,568	53,568
CEA II	1	1	1	3,052-4,057	48,684	48,684
Parole Administrator II	4	4	4	3,072-3,710	178,080	178,080
Parole Administrator I	1.7	2	2	2,861-3,458	75,828	77,496
Parole Agent III	2	2	2	2,669-3,222	77,328	77,328
Parole Agent II	0.9	1	1	2,431-2,930	35,160	35,160
Office Services Supvr II-Gen	0.6	1	1	1,358-1,768	16,296	17,052
Exec Secty I	0.9	1	1	1,389-1,653	19,836	19,836
Mgt Services Techn	0.2	1	1	1,177-1,565	18,348	18,780
Office Techn-Typing	3.1	2	2	1,214-1,551	34,200	34,200
Word Processing Techn	0.3	1	1	1,097-1,309	13,304	13,736
Temporary Help	-	-	-	(443)	-	-
Overtime	-	-	-	(268)	-	-
Totals, Parole Division	15.7	17	17	\$531,399	\$570,632	\$573,920

5240 DEPARTMENT OF CORRECTIONS—Continued

1
2
3
4
5
6
7
8
9
10
11
12
13
14
15
16
17
18
19
20
21
22
23
24
25
26
27
28
29
30
31
32
33
34
35
36
37
38
39
40
41
42
43
44
45
46
47
48
49
50
51
52
53
54
55
56
57
58
59
60
61
62
63
64
65
66
67
68
69
70
71
72
73
74
75
76
77
78
79
80
81
82
83
84
85
86
87
88
89
90
91
92
93
94
95
96
97
98

ORGANIZATIONAL UNIT Classification	NUMBER OF POSITIONS			EXPENDITURES		
	Filled 1983-84	Authorized 1984-85	Proposed 1985-86	Actual 1983-84	Estimated 1984-85	Proposed 1985-86
SALARY RANGE						
Administrative Services Division:						
Dep Director	1	1	1	4,486	53,832	53,832
Exec Secty I	1	1	1	1,389-1,653	19,836	19,836
Temporary Help	1.1	-	-	(21,120)	-	-
Overtime	-	-	-	(576)	-	-
Totals	3.1	2	2	\$93,276	\$73,668	\$73,668
Financial Mgt-Support Services:						
C.E.A. II	0.8	1	1	3,052-4,057	48,120	48,684
Staff Services Mgr III	0.5	1	1	2,913-3,518	34,956	36,624
Office Techn-Typing	1.1	1	1	1,214-1,551	17,100	17,100
Temporary Help	1.7	-	-	(32,308)	-	-
Overtime	-	-	-	(2,820)	-	-
Totals	4.1	3	3	\$108,892	\$100,176	\$102,408
Contracts and Business Services:						
Staff Services Mgr II-Supvry	0.4	1	1	2,651-3,200	38,400	38,400
Staff Services Mgr I	1.5	2	2	2,415-2,913	67,530	69,102
Assoc Govtl Prog Analyst	3	6	6	2,197-2,651	181,840	184,608
Records Mgt Analyst II	1	1	1	2,197-2,651	29,550	30,958
Bus Service Off III	2	2	2	2,197-2,651	63,136	63,624
Staff Services Analyst-Gen	3.7	4	4	1,407-2,197	88,745	92,872
Bus Service Off I	2.3	4	4	1,827-2,197	98,318	101,202
Property Clk II	1.5	1	1	1,591-2,098	22,944	22,944
Materials & Stores Supvr I	1	1	1	1,401-1,827	19,596	19,992
Mgt Services Techn	0.4	1	1	1,177-1,565	14,124	14,664
Office Services Supvr I-Gen	-	1	1	1,214-1,551	14,568	15,120
Office Techn-Typing	1.2	2	2	1,214-1,551	32,174	32,759
Stock Clk	0.8	1	1	1,168-1,486	14,304	14,844
Sr Word Processing Techn	0.6	1	1	1,260-1,486	16,810	17,527
Office Asst II-Typing	1.1	2	2	1,048-1,367	29,004	29,136
Mach Opr I-Gen	0.9	1	1	1,135-1,321	15,659	15,840
Word Processing Techn	3.2	4	4	1,048-1,309	58,094	59,099
Office Asst II-Gen	1.6	3	3	1,048-1,309	40,188	41,124
Office Asst I-Gen	0.8	1	1	944-1,087	12,447	12,849
Temporary Help	2.4	-	-	(45,968)	-	-
Overtime	-	-	-	(86,253)	-	-
Totals	29.4	39	39	\$703,403	\$857,431	\$876,664
Departmental Food Services:						
Deptl Food Administrator	0.6	1	1	2,717-3,279	32,604	34,140
Totals	0.6	1	1	\$21,205	\$32,604	\$34,140
Budgets:						
Staff Services Mgr II-Supvry	0.8	1	1	2,651-3,200	37,068	38,400
Staff Services Mgr I	2.8	3	3	2,415-2,913	97,542	100,260
Assoc Budget Analyst	6.5	9.6	9.6	2,197-2,651	279,866	288,063
Staff Services Analyst-Gen	2.5	1	1	1,407-2,197	23,840	24,980
Office Techn-Typing	1	1	1	1,214-1,551	14,706	15,267
Word Processing Techn	0.8	1	1	1,048-1,309	12,744	13,164
Temporary Help	0.6	0.2	0.2	(11,515)	5,279	5,279
Overtime	-	-	-	(57,776)	-	-
Totals	15	16.8	16.8	\$454,546	\$471,045	\$485,413
Audits/Rate Development:						
Staff Mgt Auditor	1	1	1	2,415-2,913	34,956	34,956
Assoc Govtl Prog Analyst	2	2	2	2,197-2,651	63,624	63,624
Assoc Mgt Auditor	1.9	2	2	2,197-2,651	58,176	59,448
Staff Services Mgt Auditor	1	1	1	1,407-2,197	25,671	26,364
Office Techn-Typing	1	1	1	1,214-1,551	16,578	17,100
Temporary Help	0.5	-	-	(9,660)	-	-
Overtime	-	-	-	(19,418)	-	-
Totals	7.4	7	7	\$219,468	\$199,005	\$201,492
Accounting Services:						
Staff Services Mgr II-Supvry	1	1	1	2,651-3,200	38,400	38,400
Staff Adm Analyst-Acctg System	-	1	1	2,415-2,913	34,956	34,956
Assoc Adm Analyst	3.5	4	4	2,197-2,651	121,800	123,072
Staff Service Analyst	-	1	1	2,197-2,651	26,368	26,364
Sr Acctg Off-Supvr	1	1	1	2,197-2,651	30,470	31,812
Asst Adm Analyst	0.5	1	1	1,827-2,197	22,094	23,124
Acctg Off-Supvr	1	2	2	1,827-2,197	51,540	52,728
Accountant I - Specialist	0.8	1	1	1,401-1,827	18,482	19,322
Accountant I - Supvr	3	3	3	1,401-1,827	57,346	58,738
Sr Acct Clk	3.8	6	6	1,214-1,551	96,086	98,292
Acctg Techn	3.1	3	3	1,214-1,551	50,198	50,894
Office Techn-Typing	2.1	3	3	1,214-1,551	47,492	48,740
Acct Clk II	5.1	6	6	1,087-1,367	88,664	89,682
Overtime	-	-	-	(41,044)	-	-
Totals	24.9	33	33	\$535,453	\$683,896	\$696,124
Personnel Services:						
Staff Services Mgr III	0.8	1	1	2,913-3,518	34,956	36,624
Office Techn-Typing	0.8	1	1	1,214-1,551	14,568	15,120
Temporary Help	0.2	-	-	(3,296)	-	-

5240 DEPARTMENT OF CORRECTIONS—Continued

ORGANIZATIONAL UNIT Classification	NUMBER OF POSITIONS			EXPENDITURES		
	Filled 1983-84	Authorized 1984-85	Proposed 1985-86	Actual 1983-84	Estimated 1984-85	Proposed 1985-86
Overtime	-	-	-	SALARY RANGE		
Totals	1.8	2	2	(159)	3,096	3,096
				\$51,488	\$52,620	\$54,840
Personnel Operations:						
Staff Services Mgr II-Supvry	1	1	1	2,651-3,200	38,400	38,400
Staff Services Mgr I	3.7	3	3	2,415-2,913	104,868	104,868
Assoc Personnel Analyst	4.4	7	7	2,197-2,651	202,190	208,872
Sgt	1.1	2	2	1,924-2,319	55,656	55,656
Staff Services Analyst-Gen	2.9	1	1	1,407-2,197	22,859	23,934
Personnel Asst III	1	1	1	1,611-1,939	23,268	23,268
Jr Staff Analyst-Gen	-	2	2	1,407-1,827	33,768	35,208
Personnel Asst II	1.8	2	2	1,481-1,768	38,818	40,546
Office Services Supvr II-Gen	0.3	1	1	1,358-1,768	18,092	18,852
Personnel Asst I	5.7	6	6	1,126-1,551	101,486	102,528
Office Techn-Typing	1	2	2	1,214-1,551	29,412	30,534
Office Asst II-Typing	3.9	3	3	1,048-1,367	40,597	41,710
Office Asst I-Typing	-	0.5	0.5	976-1,126	6,078	6,273
Temporary Help	0.8	-	-	(15,842)	-	-
Overtime	-	-	-	(31,682)	-	-
Totals	27.6	31.5	31.5	\$656,970	\$715,492	\$730,649
Health And Safety:						
Staff Services Mgr II-Supvry	1	1	1	2,651-3,200	38,400	38,400
Staff Services Mgr I	1	1	1	2,415-2,913	34,956	34,956
Assoc Govtl Prog Analyst	3.4	3	3	2,197-2,651	89,548	92,280
Staff Services Analyst-Gen	0.6	1	1	1,407-2,197	23,844	24,984
Office Asst II-Typing	0.6	1	1	1,048-1,367	13,059	13,479
Overtime	-	-	-	(1,189)	-	-
Totals	6.6	7	7	\$191,128	\$199,807	\$204,099
Departmental Training:						
Correctional Administrator	1	1	1	3,144-3,801	45,521	45,612
Staff Services Mgr II-Supvry	2	1	1	2,651-3,200	38,400	38,400
Trng Off I	5.8	2	2	2,197-2,651	62,040	63,624
Correctional Sgt	-	1	1	1,924-2,319	23,088	24,216
Office Techn-Typing	0.3	1	1	1,214-1,551	17,100	17,100
Secty	1	1	1	1,236-1,512	17,448	17,448
Office Asst II-Typing	0.9	2	2	1,048-1,367	25,908	26,748
Temporary Help-In Service-Trng	-	-	-	-	605,260	605,260
Temporary Help	3.7	-	-	(70,589)	-	-
Overtime-IST-Security	-	-	-	-	513,390	513,390
Overtime-IST-Feeding	-	-	-	-	39,240	39,240
Overtime-IST-Medical	-	-	-	-	4,360	4,360
Overtime-Academy Back-Up	-	-	-	-	987,540	987,540
Overtime	-	-	-	(19,728)	-	-
Totals	14.7	9	9	\$371,932	\$2,379,295	\$2,382,938
Labor Relations:						
Asst Dep Director-Labor Relations	0.4	1	1	3,480	41,760	41,760
Labor Relations Specialist II	1	1	1	2,651-3,200	38,400	38,400
Labor Relations Specialist I	1.4	2	2	2,415-2,913	67,887	70,051
Labor Relations Analyst	2	2	2	2,197-2,651	66,972	63,727
Staff Services Analyst-Gen	0.2	1	1	1,407-2,197	32,028	24,052
Office Techn-Typing	0.2	0.5	0.5	1,214-1,551	7,468	7,756
Secty	0.7	0.5	0.5	1,236-1,512	8,724	8,724
Office Asst II-Typing	0.6	1	1	1,048-1,367	13,199	13,622
Temporary Help	0.5	-	-	(10,423)	-	-
Overtime	-	-	-	(1,518)	-	-
Totals	7	9	9	\$197,888	\$276,438	\$268,092
Data Processing Services:						
DP Mgr III	1	1	1	2,913-3,518	42,216	42,216
Office Techn-Typing	1	1	1	1,214-1,551	17,100	17,100
Office Asst II-Typing	1	1	1	1,048-1,367	14,568	14,568
Temporary Help	0.4	-	-	(7,323)	-	-
Overtime	-	-	-	(429)	2,064	2,064
Totals	3.4	3	3	\$79,120	\$75,948	\$75,948
Technical Support-DP:						
DP Mgr II	1	1	1	2,651-3,200	38,400	38,400
Staff Programmer Analyst	1.8	2	2	2,415-2,913	69,912	69,912
Assoc DP Analyst	0.3	0.5	0.5	2,197-2,651	13,182	13,818
Assoc Programmer Analyst	1.3	1.5	1.5	2,197-2,651	45,686	46,359
Programmer II	4.1	5	5	1,827-2,197	121,430	124,668
Programmer I	2.9	2	2	1,407-1,827	41,466	42,390
Temporary Help	0.2	-	-	(3,606)	-	-
Overtime	-	-	-	(3,106)	-	-
Totals	11.6	12	12	\$303,350	\$330,076	\$335,547
Data Processing Operations:						
Programmer II	0.9	1	1	1,827-2,197	26,364	26,364
DP Techn Supvr I	0.3	1	1	1,745-2,098	22,264	23,304
Sr DP Techn	0.7	1	1	1,462-1,745	20,940	20,940
DP Techn	1.7	2	2	1,198-1,523	32,940	33,516
Key Data Supvr I	1	1	1	1,260-1,486	17,832	17,832
Key Data Opr	1.4	1	1	976-1,309	15,218	15,708

1
2
3
4
5
6
7
8
9
10
11
12
13
14
15
16
17
18
19
20
21
22
23
24
25
26
27
28
29
30
31
32
33
34
35
36
37
38
39
40
41
42
43
44
45
46
47
48
49
50
51
52
53
54
55
56
57
58
59
60
61
62
63
64
65
66
67
68
69
70
71
72
73
74
75
76
77
78
79
80
81
82
83
84
85
86
87
88
89
90
91
92
93
94
95
96
97
98

5240 DEPARTMENT OF CORRECTIONS—Continued

1
2
3
4
5
6
7
8
9
10
11
12
13
14
15
16
17
18
19
20
21
22
23
24
25
26
27
28
29
30
31
32
33
34
35
36
37
38
39
40
41
42
43
44
45
46
47
48
49
50
51
52
53
54
55
56
57
58
59
60
61
62
63
64
65
66
67
68
69
70
71
72
73
74
75
76
77
78
79
80
81
82
83
84
85
86
87
88
89
90
91
92
93
94
95
96
97
98

ORGANIZATIONAL UNIT Classification	NUMBER OF POSITIONS			EXPENDITURES		
	Filled 1983-84	Authorized 1984-85	Proposed 1985-86	Actual 1983-84	Estimated 1984-85	Proposed 1985-86
Overtime	-	-	-	SALARY RANGE (8,629)		
Totals	6	7	7	\$117,508	\$135,558	\$137,664
Systems Development-DP:						
DP Mgr II	1	1	1	2,651-3,200	38,400	38,400
Staff Programmer Analyst	1	1	1	2,415-2,913	34,956	34,956
DP Mgr I	1	1	1	2,415-2,913	34,956	34,956
Assoc Mgt Analyst	2	2	2	2,197-2,651	55,944	58,644
Assoc DP Analyst	4.6	5	5	2,197-2,651	144,744	151,388
Assoc Programmer Analyst	1.3	1	1	2,197-2,651	28,868	30,234
Programmer II	1	1	1	1,827-2,197	26,364	26,364
Programmer I	1	1	1	1,407-1,827	19,542	20,466
Overtime	-	-	-	(4,363)	-	-
Totals	12.9	13	13	\$363,204	\$383,774	\$395,408
Offender Information Services:						
Staff Services Mgr III	1	1	1	2,913-3,518	42,216	42,216
Research Prog Spec II-Soc-Behavior ..	0.7	1	1	2,651-3,200	31,812	33,336
Secty	1	1	1	1,236-1,512	17,448	17,448
Temporary Help	0.1	-	-	(2,594)	-	-
Overtime	-	-	-	-	8,255	8,255
Totals	2.8	3	3	\$88,420	\$99,731	\$101,255
Estimates And Statistical Services:						
Research Mgr II-Gen	0.8	1	1	2,651-3,200	37,808	38,400
Research Mgr I-Soc-Behavioral	0.9	2	2	2,415-2,913	69,912	69,912
Staff Services Mgr I	1	1	1	2,415-2,913	33,336	34,956
Research Analyst II-Gen	1.7	2	2	2,197-2,651	58,766	61,582
Assoc Govtl Prog Analyst	2.7	2	2	2,197-2,651	60,680	62,046
Research Analyst I-Gen	0.6	1	1	1,407-2,197	16,884	17,604
Staff Services Analyst-Gen	1.8	3	3	1,407-2,197	57,811	59,899
Statistical Clk	1	2	2	1,214-1,425	31,668	32,220
Word Processing Techn	2	2	2	1,048-1,309	30,183	30,782
Temporary Help	0.3	-	-	(5,362)	-	-
Overtime	-	-	-	(1,683)	-	-
Totals	12.8	16	16	\$314,920	\$397,048	\$407,401
Technical Support OIS:						
Staff Services Mgr I	0.8	1	1	2,415-2,913	28,980	30,348
Assoc Govtl Prog Analyst	1.1	1	1	2,197-2,651	31,812	31,812
Records Supvr	0.6	1	1	1,745-2,303	23,214	24,312
Staff Services Analyst-Gen	-	1	1	1,407-2,197	26,364	26,364
Office Services Supvr III-Gen	1	1	1	1,544-1,854	22,248	22,248
Office Services Supvr I-Gen	1.8	3	3	1,214-1,551	48,768	49,320
Office Techn-Gen	1	1.5	1.5	1,214-1,551	25,418	25,650
Statistical Clk	1	1	1	1,214-1,425	17,100	17,100
Prog Techn I-Corrs Recds	13.6	15	15	1,126-1,309	228,369	231,693
Word Processing Techn	1.4	1	1	1,048-1,309	15,028	15,610
Overtime	-	-	-	(3,117)	-	-
Totals	22.3	26.5	26.5	\$383,301	\$467,301	\$474,457
Totals, Administrative Services						
Division	214	240.8	240.8	\$5,255,472	\$7,930,913	\$8,038,207
Reimbursement Services:						
Board Of Prison Terms-Accounting:						
Acctg Techn	1	2	2	1,214-1,551	32,612	33,272
Acct Clk II	1.3	2	2	1,132-1,425	28,704	29,160
Overtime	-	-	-	(4,914)	-	-
Totals	2.3	4	4	\$42,704	\$61,316	\$62,432
Board Of Prison Terms-Budgets:						
Assoc Budget Analyst	1	0.4	0.4	2,197-2,651	12,578	12,725
Overtime	-	-	-	(3,833)	-	-
Totals	1	0.4	0.4	\$32,999	\$12,578	\$12,725
Departmental Librarian:						
Prin Librarian	1	1	1	2,717-3,279	32,604	34,080
Office Asst II-Typing	0.5	0.5	0.5	1,048-1,367	6,477	6,687
Totals	1.5	1.5	1.5	\$42,545	\$39,081	\$40,767
Focused Recruitment:						
Asst Clk	-	1	1	832-950	10,560	10,752
Totals	-	1	1	-	\$10,560	\$10,752
Totals, Reimbursement Services ...	4.8	6.9	6.9	\$118,248	\$123,535	\$126,676
Totals, Departmental Administra-						
tion	325.9	437.48	436.48	\$9,110,720	\$13,827,728	\$14,046,933
Regular/Ongoing Positions	305.5	433.68	432.68	8,407,136	11,549,239	11,768,446
Temporary Help	20.4	3.8	3.8	390,827	720,544	720,544
Overtime	-	-	-	312,757	1,557,945	1,557,945

5240 DEPARTMENT OF CORRECTIONS—Continued

ORGANIZATIONAL UNIT Classification	NUMBER OF POSITIONS			EXPENDITURES		
	Filled 1983-84	Authorized 1984-85	Proposed 1985-86	Actual 1983-84	Estimated 1984-85	Proposed 1985-86
Field Support Operations						
Executive Division:						
Arts In Corrections:						
Arts Prog Administrator	1	1	1	2,415-2,913	31,812	33,336
Instl Artist-Facilitator	5.6	6	6	1,827-2,197	145,726	151,353
Office Techn-Typing	1	1	1	1,214-1,551	14,568	15,120
Totals	7.6	8	8	\$175,965	\$192,106	\$199,809
Law Enforcement Liaison:						
Asst Director-Law Enforcement	0.8	1	1	3,869-4,057	48,308	48,684
Sr Special Agent	4.2	5	5	2,861-3,458	206,103	207,480
Special Agent	15.7	16	16	2,669-3,222	586,786	599,584
Correctional Counselor II	0.4	1	1	2,431-2,930	35,160	35,160
Mgt Services Techn	0.8	1	1	1,177-1,565	15,218	15,884
Office Techn-Typing	4	5	5	1,214-1,551	85,860	85,860
Office Asst II-Typing	1.9	1	1	1,048-1,367	13,866	13,866
Temporary Help	1.7	-	-	(56,902)	-	-
Totals	29.5	30	30	\$922,746	\$991,301	\$1,006,518
Totals, Executive Division	37.1	38	38	\$1,098,711	\$1,183,407	\$1,206,327
Institutions Division:						
Classification Services:						
Correctional Administrator	1	1	1	3,144-3,801	45,612	45,612
Prog Administrator	1.8	1	1	2,861-3,458	41,496	41,496
Correctional Counselor III	7.8	12	12	2,669-3,222	428,538	438,588
Staff Services Mgr I	-	1	1	2,415-2,913	34,956	34,956
Office Techn-Typing	1	1	1	1,214-1,551	17,100	17,100
Office Asst II-Typing	2	4	4	1,048-1,367	57,210	57,396
Overtime	-	-	-	(629)	-	-
Totals	13.6	20	20	\$441,021	\$624,912	\$635,148
Transportation Unit:						
Sr Special Agent	1	1	1	2,861-3,458	41,496	41,496
Chief Transp Off	1	1	1	2,591-3,128	33,588	35,160
Correctional Sgt	5	8	8	1,924-2,319	196,632	214,912
Correctional Off	13.6	20	20	1,276-2,018	444,142	459,540
Office Techn-Typing	0.9	1	1	1,214-1,551	15,766	16,462
Office Asst II-Typing	0.8	1	1	1,048-1,367	14,084	14,568
Temporary Help	0.1	-	-	(22,309)	-	-
Overtime	-	-	-	(382,772)	119,482	119,482
Totals	22.4	32	32	\$936,587	\$865,190	\$901,620
Correctional Case Records:						
Chief-Corr Case Records Services	1	1	1	2,651-3,200	35,651	37,364
Records Administrator	1.6	2	2	2,303-2,778	65,275	66,672
Assoc Mgt Analyst	1.5	1	1	2,197-2,651	26,364	27,636
Office Services Supvr II-Gen	1	1	1	1,358-1,768	16,578	17,283
Office Techn-Typing	3.3	3	3	1,214-1,551	48,768	48,998
Office Techn-Gen	1.4	1	1	1,214-1,551	14,844	15,414
Office Asst II-Typing	1.6	1	1	1,048-1,367	14,568	14,568
Microfilm Techn I	0.9	1	1	1,018-1,321	15,181	15,800
Word Processing Techn	1	2	2	1,048-1,309	31,073	31,416
Office Asst II-Gen	2.9	4	4	1,048-1,309	55,114	56,964
Office Asst I-Gen	0.8	1	1	944-1,087	12,919	13,164
Temporary Help	-	-	-	(412)	-	-
Overtime	-	-	-	(34,343)	31,153	31,153
Totals	17	18	18	\$356,635	\$367,488	376,432
Legal Processing Unit:						
Records Mgr	1	1	1	2,002-2,651	28,980	28,980
Records Supvr	0.7	1	1	1,745-2,303	22,434	23,484
Records Specialist	6.8	8.6	8.6	1,523-2,002	171,208	176,032
Office Services Supvr I-Typing	0.7	1	1	1,214-1,551	14,568	15,120
Office Asst II-Typing	4	5	5	1,048-1,367	66,741	68,741
Temporary Help	0.2	-	-	(3,746)	-	-
Overtime	-	-	-	(24,427)	24,338	24,338
Totals	13.4	16.6	16.6	\$267,585	\$328,269	\$336,695
Totals, Institution Division	66.4	86.6	86.6	\$2,001,828	\$2,185,859	\$2,249,895
Evaluation-Compliance Division:						
Inmate Appeals:						
Correctional Administrator	1	1	1	3,144-3,801	45,612	45,612
Prog Administrator	2	4	4	2,861-3,458	158,810	160,488
Office Techn-Typing	1	1	1	1,214-1,551	17,100	17,100
Office Asst II-Typing	-	1	1	1,048-1,214	12,954	13,374
Temporary Help	-	-	-	(863)	-	-
Totals	4	7	7	\$139,187	\$234,476	\$236,574
Totals, Evaluation-Compliance Division	4	7	7	\$139,187	\$234,476	\$236,574

5240 DEPARTMENT OF CORRECTIONS—Continued

1
2
3
4
5
6
7
8
9
10
11
12
13
14
15
16
17
18
19
20
21
22
23
24
25
26
27
28
29
30
31
32
33
34
35
36
37
38
39
40
41
42
43
44
45
46
47
48
49
50
51
52
53
54
55
56
57
58
59
60
61
62
63
64
65
66
67
68
69
70
71
72
73
74
75
76
77
78
79
80
81
82
83
84
85
86
87
88
89
90
91
92
93
94
95
96
97
98

ORGANIZATIONAL UNIT Classification	NUMBER OF POSITIONS			EXPENDITURES		
	Filled 1983-84	Authorized 1984-85	Proposed 1985-86	Actual 1983-84	Estimated 1984-85	Proposed 1985-86
Administrative Services Division:						
CO Selection-Phys Standards:						
Staff Services Mgr I	0.3	1	1	2,415-2,913	34,956	34,956
Registered Nurse II	-	5	5	1,706-2,472	112,689	115,396
Personnel Techn II	0.4	1	1	1,523-1,827	21,924	21,924
Phys Testing-Evaluation Specialist	2.4	7	7	1,523-1,827	129,904	135,819
Personnel Techn I	0.3	2	2	1,138-1,565	32,436	32,976
Office Asst II-Typing	2	6	6	1,048-1,367	82,998	84,852
Prog Techn Trainee	0.8	2	2	1,048-1,214	29,136	29,136
Temporary Help-Expert Examiner	-	5.76	5.76	(43,233)	-	-
Temporary Help	1.5	-	-	(28,536)	-	-
Overtime-Phys Abil Testing-Proctors	-	-	-	-	36,000	36,000
Overtime-Phys Abil Testing	-	-	-	-	23,366	23,366
Overtime	-	-	-	(14,758)	-	-
Totals	7.7	29.76	29.76	\$196,691	\$503,409	\$514,425
Background Investigation Unit:						
Lieut	2.1	5	5	2,215-2,669	150,096	155,712
Sgt	25.3	33	33	1,924-2,319	883,510	898,424
Office Techn-Typing	2.1	6	6	1,214-1,551	94,730	97,136
Office Asst II-Typing	10.4	15	15	1,048-1,367	210,762	214,576
Temporary Help	1.8	-	-	(35,904)	-	-
Overtime	-	-	-	(467,101)	-	-
Totals	41.7	59	59	\$1,397,399	\$1,339,098	\$1,365,848
Totals, Administrative Services Division	49.4	88.76	88.76	\$1,594,090	\$1,842,507	\$1,880,273
Reimbursed Services:						
Vocational Educ Act-Title II:						
Voc Educ Consultant	1	1	1	2,859-3,451	41,412	41,412
Office Asst II-Typing	-	1	1	1,048-1,367	12,954	13,374
Totals	1	2	2	\$40,242	\$54,366	\$54,786
Educ Consol-Improvement Act:						
Supvr-Compensatory Educ Prog	1	1	1	2,983-3,602	43,224	43,224
Teacher-High School Educ	2.9	4	4	1,827-2,778	120,408	121,428
Teacher-Elementary Educ	1.4	3	3	1,827-2,778	77,184	79,224
Office Techn-Typing	1	1	1	1,214-1,551	14,568	15,120
Act Clk II	0.3	1	1	1,087-1,367	13,374	13,812
Teaching Asst	3.9	5	5	1,156-1,347	77,460	78,636
Totals	10.5	15	15	\$253,682	\$346,218	\$351,444
Totals, Reimbursed Services	11.5	17	17	\$293,924	\$400,584	\$406,230
Totals, Field Support Operations	168.4	237.36	237.36	\$5,127,740	\$5,846,833	\$5,979,299
Regular/Ongoing Positions	162.3	231.6	231.6	4,046,148	5,612,494	5,744,960
Temporary Help	6.1	5.76	5.76	191,905	-	-
Overtime	-	-	-	889,687	234,339	234,339
R A Mcgee Corr Training Center:						
Prog Administrator	0.7	1	1	2,861-3,458	38,364	40,214
Staff Services Mgr I	1	1	1	2,415-2,913	34,956	34,956
Parole Agent I	0.4	1	1	2,215-2,669	32,028	32,028
Lieut	1.4	1	1	2,215-2,669	32,028	32,028
Trng Off I	0.7	1	1	2,197-2,651	31,812	31,812
Sgt	14.8	25	25	1,924-2,319	655,878	671,012
Maint Mechanic	1	2	2	1,868-2,251	51,624	52,812
Bus Serv Off I	0.8	1	1	1,827-2,197	24,984	26,166
Supvng Cook II	0.8	1	1	1,557-2,051	21,032	22,006
Off	2.9	4	4	1,276-2,018	93,732	94,725
Supvng Cook I	1	2	2	1,371-1,786	34,344	35,880
Cook II	4	3	3	1,265-1,630	49,794	51,922
Stock Clk	0.9	2	2	1,168-1,486	29,601	30,798
Office Asst II-Typing	2.1	5	5	1,048-1,367	70,062	71,470
Cook I	-	1	1	1,135-1,321	13,680	14,136
Janitor	1.8	2	2	1,038-1,294	28,168	29,193
Food Serv Worker I	6.8	7	7	1,018-1,269	90,975	93,974
Temporary Help	-	-	-	(851)	-	-
Overtime	-	-	-	(371,829)	-	-
Totals	41.1	60	60	\$1,230,401	\$1,333,062	\$1,365,132
Totals, R A Mcgee Corr Trng Center	41.1	60	60	\$1,230,401	\$1,333,062	\$1,365,132
Regular/Ongoing Positions	41.1	60	60	857,721	1,333,062	1,365,132
Temporary Help	-	-	-	851	-	-
Overtime	-	-	-	371,829	-	-
Community Correctional Program						
Supervision Case Services:						
Felon Supervision:						
Parole Agent II	51.4	73	73	2,431-2,930	2,426,527	2,466,370
Parole Agent I	290	368	368	2,215-2,669	11,087,414	11,316,714
Casework Trainee	-	1	1	1,449-1,644	17,760	18,534
Totals, Felon Supervision	341.4	442	442	\$9,269,193	\$13,531,701	\$13,801,618

5240 DEPARTMENT OF CORRECTIONS—Continued

ORGANIZATIONAL UNIT Classification	NUMBER OF POSITIONS			EXPENDITURES		
	Filled 1983-84	Authorized 1984-85	Proposed 1985-86	Actual 1983-84	Estimated 1984-85	Proposed 1985-86
Non-Felon Supervision:				SALARY RANGE		
Parole Agent II	1.2	1	1	2,431-2,930	35,160	35,160
Parole Agent I	23.5	17	17	2,215-2,669	513,260	520,850
Totals, Non-Felon Supervision.....	24.7	18	18	\$629,425	\$548,420	\$556,010
Re-Entry Supervision:						
Parole Agent II	-	5	5	2,427-2,925	145,860	152,760
Totals, Re-Entry Supervision	-	5	5	\$709,378	\$145,860	\$152,760
Work Furlough Supervision:						
Parole Agent II	22	32	32	2,431-2,930	1,090,136	1,102,800
Totals, Work Furlough Supervi- sion	22	32	32	\$828,339	\$1,090,136	\$1,102,800
Totals, Supervision Case Services ..	388.1	497	497	\$11,436,335	\$15,316,117	\$15,613,188
Community Based Program:						
Community Correctional Centers:						
Central City Center:						
Parole Administrator I	1	1	1	2,861-3,458	41,496	41,496
Lieut	0.9	1	1	2,215-2,669	32,028	32,028
Sgt	1	1	1	1,924-2,319	27,828	27,828
Off	10.9	12	12	1,276-2,018	279,912	281,532
Bldg Maint Worker	1	1	1	1,557-1,868	20,472	20,472
Supvng Cook I	1	1	1	1,371-1,786	19,560	19,560
Cook II	2	2	2	1,265-1,630	35,784	35,784
Office Techn-Typing	2	2	2	1,214-1,551	34,200	34,200
Overtime-Variou	-	-	-	(56,385)	17,264	17,264
Totals, Central City Center	19.8	21	21	\$630,585	\$508,544	\$510,164
Sacramento Valley Center:						
Parole Agent III	1	1	1	2,669-3,222	38,664	38,664
Sgt	0.9	1	1	1,924-2,319	27,828	27,828
Maint Mechanic	1	1	1	1,868-2,251	25,107	26,305
Off	7	7	7	1,276-2,018	168,048	169,136
Supvng Cook I	0.9	1	1	1,371-1,786	21,432	21,432
Secty	1	1	1	1,236-1,512	17,448	17,448
Temporary Help-Feeding	-	2	2	(33,233)	32,245	32,245
Temporary Help-Custody	-	0.6	0.6	(21,176)	13,102	13,102
Overtime-Variou	-	-	-	(14,468)	13,483	13,483
Totals, Sacramento Valley Center	11.8	14.6	14.6	\$342,895	\$357,357	\$359,643
Transportation:						
Sgt	3.7	4	4	1,924-2,319	110,792	111,312
Off	5.8	6	6	1,276-2,018	145,296	145,296
Temporary Help-Transp	-	1.3	1.3	-	27,350	28,147
Overtime-Transp	-	-	-	(4,180)	41,127	41,127
Overtime-In-Service Trng	-	-	-	-	1,945	1,945
Totals, Transportation	9.5	11.3	11.3	\$230,361	\$326,510	\$327,827
Totals, Community Based Pro- grams	41.1	46.9	46.9	\$1,203,841	\$1,192,411	\$1,197,634
Services To Parolees:						
Psychiatric Outpatient Services:						
Chief Psychiatrist	2	2	2	4,795-5,639	134,388	134,388
Staff Psychiatrist	4	3	3	4,156-5,429	193,632	193,632
Sr Psychologist	3	3	3	2,651-3,200	115,200	115,200
Staff Psychologist-Clinical	3.8	4	4	2,415-2,913	139,824	139,824
Sr Medical Transcriber	1	2	2	1,331-1,729	34,356	35,592
Medical Transcriber	1	3	3	1,191-1,517	47,772	48,312
Office Asst II-Typing	5.6	9	9	1,048-1,367	125,010	126,270
Temporary Help-Psychiatric Services ..	4.5	19.94	19.94	(230,780)	1,014,329	1,014,329
Totals, Psychiatric Services.....	24.9	45.94	45.94	\$964,144	\$1,804,511	\$1,807,547
Special Narcotic Services:						
Sr Lab Asst	1.4	1.5	1.5	1,222-1,437	24,544	25,092
Temporary Help-Special Narcotic Ser- vices	1.2	0.7	0.7	(8,348)	51,864	51,864
Totals, Special Narcotic Services....	2.6	2.2	2.2	\$29,486	\$76,408	\$76,956
Totals, Services To Parolees	27.5	48.14	48.14	\$993,630	\$1,880,919	\$1,884,503
Administration:						
Unit Supervision:						
Parole Administrator I	11	11	11	2,861-3,458	456,456	456,456
Parole Agent III	39.7	55	55	2,669-3,222	2,037,068	2,067,204
Records Specialists	1	3	3	1,523-1,827	54,964	57,426
Office Services Supvr II-Gen	4.4	5	5	1,358-1,768	95,697	96,485
Staff Services Analyst	4	4	4	1,407-1,673	105,456	105,456
Office Techn-Typing	17.5	30.5	30.5	1,214-1,551	483,034	491,153
Secty	6.3	13	13	1,236-1,512	212,812	216,378
Office Asst II-Typing	70.8	148.5	148.5	1,048-1,367	2,068,456	2,099,659
Steno	7	8	8	1,029-1,339	128,964	130,398
TWX Opr	1	1	1	1,126-1,309	15,706	15,706
Office Asst I-Typing	1	1	1	976-1,126	12,678	13,094

5240 DEPARTMENT OF CORRECTIONS—Continued

ORGANIZATIONAL UNIT	NUMBER OF POSITIONS			EXPENDITURES		
	Classification	Filed 1983-84	Authorized 1984-85	Proposed 1985-86	Actual 1983-84	Estimated 1984-85
Prog Techn	-	1	1	1,126-1,309	13,622	14,084
Totals, Unit Supervision	163.7	281	281	\$3,985,387	\$5,684,913	\$5,763,449
Field Administration:				SALARY RANGE		
C.E.A. II	4	4	4	3,052-4,057	194,736	194,736
Correctional Administrator	1	1	1	3,144-3,801	45,612	45,612
Parole Administrator II	4	4	4	3,072-3,710	178,080	178,080
Parole Administrator I	3.9	4	4	2,861-3,458	165,579	165,584
Parole Agent III	9.2	8	8	2,669-3,222	304,362	309,332
Parole Agent II	20.2	24	24	2,431-2,930	821,224	833,838
Parole Agent I	15.9	32	32	2,215-2,669	957,599	973,995
Assoc Mgt Analyst	1	1	1	2,197-2,651	31,812	31,812
Assoc Govtl Prog Analyst	0.7	1	1	2,197-2,651	26,364	27,636
Records Mgr	3.8	4	4	2,002-2,651	110,060	113,927
Records Supvr	4.6	3	3	1,745-2,303	70,999	73,158
Records Specialist	6.3	7	7	1,523-2,002	144,226	148,076
Parole Service Assoc	17.3	7	7	1,639-1,969	162,258	163,206
Case Records Asst	0.5	5	5	1,342-1,745	82,638	86,096
Parole Service Asst II	2	1	1	1,443-1,716	20,592	20,592
Office Techn-Typing	0.9	1	1	1,214-1,551	14,568	15,120
Acct Clk II	1.2	4	4	1,087-1,367	53,811	55,590
Office Asst II-Typing	20.1	45.5	45.5	1,048-1,367	600,530	613,817
Steno.	-	0.5	0.5	1,045-1,191	6,270	6,468
Temporary Help-Clerical	1	1	1	(11,405)	13,570	13,570
Temporary Help-Disability Retirement	1.5	1.5	1.5	(68,463)	56,313	56,313
Overtime-Clerical	-	-	-	(15,495)	41,708	41,708
Non-Budgeted-Overtime	-	-	-	(9,899)	-	-
Non-Budgeted-Temporary Help	-	-	-	(14,008)	-	-
Totals, Field Administration	119.1	159.5	159.5	\$2,762,667	\$4,102,911	\$4,168,666
Interstate Unit:						
Parole Agent III	1	1	1	2,669-3,222	38,664	38,664
Parole Agent II	1	1	1	2,431-2,930	35,160	35,160
Parole Agent I	2	2	2	2,215-2,669	64,056	64,056
Correctional Records Supvr	0.8	1	1	1,745-2,303	23,754	24,888
Correctional Records Specialist	0.5	1	1	1,523-2,002	18,480	19,317
Ofc Techn-Typing	0.9	1	1	1,214-1,551	17,100	17,100
Ofc Asst II-Typing	3.5	4	4	1,048-1,367	56,848	57,724
Totals, Interstate Unit	9.7	11	11	\$630,615	\$254,062	\$256,909
Reimbursement Services:						
Focused Recruitment Asst Clk	5	5	5	832-950	52,800	53,730
Totals, Reimbursement Services	5	5	5	-	\$52,800	\$53,730
Totals, Administration	297.5	456.5	456.5	\$7,378,669	\$10,094,686	\$10,242,754
Totals, Community Correctional Program	754.2	1,048.54	1,048.54	\$21,012,475	\$28,484,133	\$28,938,079
Regular/Ongoing Positions	746	1,021.5	1,021.5	20,524,635	27,159,833	27,612,982
Temporary Help	8.2	27.04	27.04	387,413	1,208,773	1,209,570
Overtime	-	-	-	100,427	115,527	115,527
California Correctional Center Institution Program:						
Security:						
Correctional Administrator	1	1	1	3,144-3,801	45,612	45,612
Capt	0.9	1	1	2,669-3,222	34,374	36,012
Lieut	14.6	18	18	2,215-2,669	548,433	566,740
Sgt	25.2	33	33	1,924-2,319	861,668	885,811
Off	193.4	256	256	1,276-2,018	5,805,120	5,974,202
Ofc Techn-Typing	0.8	1	1	1,214-1,551	15,512	16,172
Secty	0.9	1	1	1,236-1,512	16,012	16,684
Ofc Asst II-Typing	2	4	4	1,048-1,367	53,758	55,166
Temporary Help-Security	-	0.36	0.36	-	5,580	5,576
Temporary Help-Military Leave	0.01	0.2	0.2	(251)	4,841	4,841
Temporary Help-Escapes & Emergencies	0.13	-	-	(2,586)	15,612	15,612
Temporary Help-Self Help	0.23	-	-	(4,426)	27,913	27,913
Temporary Help	8.02	-	-	(156,427)	-	-
Overtime-Military Leave	-	-	-	(14,023)	1,369	1,369
Overtime-Escapes & Emergencies	-	-	-	(329,413)	409,238	409,328
Overtime-Premium Holiday	-	-	-	(47,997)	54,308	54,308
Overtime-Shift Differential	-	-	-	(97,695)	84,575	84,575
Overtime-Group Counseling	-	-	-	-	16,279	16,279
Overtime-Community Hosp Coverage	-	-	-	(44,994)	6,450	6,450
Overtime	-	-	-	(953,304)	-	-
Totals, Security	247.19	315.56	315.56	\$7,075,609	\$8,006,654	\$8,222,560
Inmate Support:						
Feeding:						
Instructor-Meat Cutting	0.7	1	1	1,827-2,778	25,275	26,470
Food Mgr	0.6	1	1	2,197-2,651	26,470	27,748
Supvng Cook II	0.9	1	1	1,557-2,051	23,326	24,428
Baker II	1	1	1	1,371-1,786	20,872	21,432
Supvng Cook I	9.4	11	11	1,371-1,786	204,776	214,600
Office Asst II-Typing	1	1	1	1,048-1,367	15,708	15,708
Temporary Help	0.13	-	-	(2,462)	-	-

5240 DEPARTMENT OF CORRECTIONS—Continued

1
2
3
4
5
6
7
8
9
10
11
12
13
14
15
16
17
18
19
20
21
22
23
24
25
26
27
28
29
30
31
32
33
34
35
36
37
38
39
40
41
42
43
44
45
46
47
48
49
50
51
52
53
54
55
56
57
58
59
60
61
62
63
64
65
66
67
68
69
70
71
72
73
74
75
76
77
78
79
80
81
82
83
84
85
86
87
88
89
90
91
92
93
94
95
96
97
98

ORGANIZATIONAL UNIT Classification	NUMBER OF POSITIONS			EXPENDITURES		
	Filled 1983-84	Authorized 1984-85	Proposed 1985-86	Actual 1983-84	Estimated 1984-85	Proposed 1985-86
				SALARY RANGE		
Overtime-Premium Holiday	-	-	-	(1,735)	2,520	2,520
Overtime	-	-	-	(24,696)	-	-
Totals, Feeding	13.73	16	16	\$294,659	\$318,947	\$332,906
Clothing:						
Materials & Stores Supvr II	2	2	2	1,591-2,098	50,352	50,352
Totals, Clothing	2	2	2	\$48,924	\$50,352	\$50,352
Medical Services:						
Chief Medical Off	1	1	1	4,795-5,639	67,668	67,668
Physician & Surgeon	1.4	3	3	3,780-5,429	151,248	158,648
Pharmacist II	1	1	1	2,778-3,052	36,624	36,624
Registered Nurse II	1.5	2	2	1,706-2,472	43,110	44,121
Supvng Nurse II	1	1	1	2,051-2,472	29,664	29,664
Registered Nurse III	2.7	3	3	1,868-2,472	81,036	81,036
Sr Medical Tech Asst	1	1	1	1,924-2,319	27,828	27,828
Medical Tech Asst	9	9	9	1,679-2,018	205,126	210,124
X-Ray Techn	1	1	1	1,462-1,912	20,782	21,760
Sr Medical Transcriber	1	1	1	1,331-1,729	20,748	20,748
Temporary Help-Medical	0.35	0.35	0.35	(6,743)	7,378	7,378
Overtime-Premium Holiday	-	-	-	(2,387)	3,284	3,284
Overtime	-	-	-	(12,656)	-	-
Totals, Medical Services	20.95	23.35	23.35	\$583,134	\$694,496	\$708,883
Dental Services:						
Chief Dentist	0.9	1	1	3,888-4,935	56,448	56,448
Dentist	2.6	5	5	3,440-4,816	241,892	250,987
Dental Asst	2.4	5	5	1,177-1,498	74,948	77,199
Temporary Help-Dentist	-	0.5	0.5	-	24,041	25,205
Totals, Dental Services	5.9	11.5	11.5	\$213,766	\$397,329	\$409,839
Facilities Operations:						
Chief - Plant Operation III	1	1	1	2,450-2,954	35,448	35,448
Chief - Plant Operation I	1	1	1	2,230-2,691	32,292	32,292
Chief Engr I	0.9	1	1	2,370-2,627	31,224	31,224
Supvr Bldg Trades	0.9	1	1	2,051-2,591	30,973	31,092
Fire Chief	0.9	1	1	2,113-2,546	26,478	27,724
Utility Shops Supvr	0.7	1	1	2,051-2,472	29,664	29,664
Electrician Supvr	1	1	1	2,051-2,472	29,664	29,664
Plumber Supvr	1	3	3	2,051-2,472	78,888	81,264
Water & Sewage Plant Supvr	1	1	1	2,146-2,361	28,332	28,332
Stationary Engr	8.7	13	13	1,931-2,361	352,344	353,344
Painter Supvr	0.9	2	2	1,959-2,360	51,828	52,932
Electrician II	1	2	2	1,959-2,360	51,828	52,932
Carpenter Supvr	1	3	3	1,959-2,360	78,638	81,034
Maint Mechanic	0.9	2	2	1,868-2,251	52,515	53,721
Plumber I	0.3	1	1	1,868-2,251	27,012	27,012
Electrician I	-	1	1	1,868-2,251	22,416	23,508
Painter I	-	1	1	1,786-2,150	21,432	22,416
Locksmith	1	1	1	1,786-2,150	23,508	23,508
Supvng Groundskeeper I	0.7	2	2	1,591-2,098	44,268	45,093
Fire Fighter	1	1	1	1,679-2,018	24,216	24,216
Laundry Supvr II	1	1	1	1,491-1,959	23,508	23,508
Materials & Stores Supvr I	0.9	1	1	1,401-1,827	21,924	21,924
Laundry Supvr I	0.5	1	1	1,265-1,630	16,452	17,196
Office Asst II-Typing	0.9	1	1	1,048-1,367	14,524	14,568
Temporary Help-Facilities Operations	-	0.32	0.32	-	11,793	11,793
Temporary Help-Institution Fire	-	-	-	-	-	-
Fighter	1.52	0.8	0.8	(29,555)	16,911	16,911
Overtime	-	-	-	(17,255)	-	-
Totals, Facilities Operations	28.72	45.12	45.12	\$753,837	\$1,178,080	\$1,192,320
Psychiatric Services:						
Staff Psychologist-Clinical	1	1	1	2,415-2,913	34,956	34,956
Medical Transcriber	0.9	1	1	1,191-1,517	16,740	16,740
Totals, Psychiatric Services	1.9	2	2	\$47,961	\$51,696	\$51,696
Counseling Services:						
Prog Administrator	2	2	2	2,861-3,458	80,759	82,587
Counselor III	1	1	1	2,669-3,222	38,664	38,664
Counselor II	2.8	4	4	2,431-2,930	130,649	135,917
Instructor-Meat Cutting	1	1	1	1,827-2,778	33,336	33,336
Counselor I	8.3	14	14	2,215-2,669	402,788	418,010
Overtime	-	-	-	(1,293)	-	-
Totals, Counseling Services	15.1	22	22	\$468,382	\$686,196	\$708,514
Records:						
Records Mgr	0.2	1	1	2,002-2,651	31,812	31,812
Records Supvr	1	1	1	1,745-2,303	24,336	25,035
Records Specialist	2	2	2	1,523-2,002	41,316	42,232
Office Services Supvr I	-	1	1	1,358-1,768	16,296	17,052
Case Records Asst	1	2	2	1,342-1,745	33,526	34,966
Prog Techn II	0.5	1	1	1,214-1,551	14,568	15,120
Office Services Supvr I-Typing	1	2	2	1,214-1,551	30,682	31,930
Office Asst II-Typing	10.9	12	12	1,048-1,367	159,556	164,464
Word Processing Techn	1	1	1	1,048-1,309	15,708	15,708

5240 DEPARTMENT OF CORRECTIONS—Continued

ORGANIZATIONAL UNIT	NUMBER OF POSITIONS			EXPENDITURES			
	Classification	Filled 1983-84	Authorized 1984-85	Proposed 1985-86	Actual 1983-84	Estimated 1984-85	Proposed 1985-86
					SALARY RANGE		
Office Asst I-Typing	-	3	3	976-1,126	36,468	37,638	
Temporary Help	1.25	-	-	(24,430)	-	-	
Overtime	-	-	-	(8,632)	-	-	
Totals, Records	18.85	26	26	\$298,470	\$404,268	\$415,957	
Leisure-Time Activities:							
Teacher-Recr & Phys Educ	1	2	2	1,827-2,778	55,260	56,280	
Materials & Stores Supvr 1	1	1	1	1,401-1,827	21,924	21,924	
Totals, Leisure Time Activities	2	3	3	\$52,781	\$77,184	\$78,204	
Religion:							
Catholic Chaplain	0.3	1	1	2,002-2,415	24,408	25,572	
Protestant Chaplain	1	1	1	2,002-2,415	25,968	27,212	
Temporary Help-Jewish Chaplain	-	0.2	0.2	-	6,057	6,057	
Temporary Help-Muslim Chaplain	-	0.2	0.2	-	6,057	6,057	
Totals, Religion	1.3	2.4	2.4	\$32,110	\$62,490	\$64,898	
Totals, Inmate Support	110.45	153.37	153.37	\$2,794,044	\$3,921,038	\$4,013,569	
Inmate Training:							
Academic Education:							
Supvr - Correctional Educ Programs ..	1	1	1	2,778-3,357	40,284	40,284	
Supvr - Academic Instruction	1	1	1	2,529-3,052	36,624	36,624	
Teacher-Arts & Crafts	2	2	2	1,827-2,778	54,742	57,400	
Teacher-Elementary Educ	4	4	4	1,827-2,778	125,484	126,792	
Teacher-High School Educ	5.8	6	6	1,827-2,778	185,388	187,856	
Teacher-Librarian	1	1	1	1,827-2,778	29,664	31,080	
Office Asst II-Typing	1.9	2	2	1,048-1,367	29,855	30,276	
Temporary Help-Teacher Relief	0.92	0.56	0.56	(17,975)	14,527	14,527	
Temporary Help-Teacher	0.71	1.5	1.5	(13,936)	38,635	38,635	
Totals, Academic Education	18.33	19.06	19.06	\$514,355	\$555,203	\$563,474	
Vocational Education:							
Supvr - Voc Instruction	2.6	3	3	2,529-3,052	107,648	109,872	
Instructor-TWX Repair	1	1	1	1,827-2,778	33,336	33,336	
Instructor-Upholstering	1.8	2	2	1,827-2,778	47,991	50,262	
Instructor-Welding	2	2	2	1,827-2,778	66,672	66,672	
Instructor-Mechanical Drawing	2	2	2	1,827-2,778	65,275	66,672	
Instructor-Mill & Cabinet Work	2	2	2	1,827-2,778	58,876	61,688	
Instructor-Sheet Metal Work	1.3	2	2	1,827-2,778	59,007	60,230	
Instructor-Shoemaking	1	1	1	1,827-2,778	33,336	33,336	
Instructor-Dry Cleaning Work	1	1	1	1,827-2,778	33,336	33,336	
Instructor-Household Repair	1	1	1	1,827-2,778	33,336	33,336	
Instructor-Industrial Arts	5	5	5	1,827-2,778	161,204	162,552	
Instructor-Masonry	1	1	1	1,827-2,778	33,336	33,336	
Instructor-Auto Repair	2.2	2	2	1,827-2,778	60,760	62,092	
Instructor-Auto Mechanics	6	6	6	1,827-2,778	187,258	189,862	
Instructor-Baking	1	1	1	1,827-2,778	33,336	33,336	
Instructor-Culinary Arts	3.1	3	3	1,827-2,778	91,848	93,036	
Instructor	-	3	3	1,827-2,778	65,772	68,832	
Office Asst II-Typing	1.7	2	2	1,048-1,367	29,136	29,136	
Temporary Help-Instructor Relief	-	0.36	0.36	-	8,366	8,756	
Overtime	-	-	-	(6,851)	-	-	
Totals, Vocational	35.7	40.36	40.36	\$1,081,228	\$1,209,829	\$1,229,678	
Inmate Employment:							
Camp Administration:							
Correctional Adm	0.4	1	1	3,144-3,801	44,373	45,612	
Prog Administrator	0.8	1	1	2,861-3,458	40,767	41,496	
Counselor II	1	1	1	2,431-2,930	35,160	35,160	
Instructor-Baking	0.6	1	1	1,827-2,778	33,336	33,336	
Instructor-Culinary Arts	0.5	1	1	1,827-2,778	21,924	22,944	
Instructor-Painting	-	1	1	1,827-2,778	21,924	22,944	
Counselor I	3.2	4	4	2,215-2,669	122,664	123,912	
Lieut	1.9	2	2	2,215-2,669	64,056	64,056	
Stationary Engr	1	1	1	1,931-2,361	28,332	28,332	
Electrician I	-	1	1	1,863-2,251	22,416	23,508	
Plumber I	-	1	1	1,863-2,251	22,416	23,508	
Carpenter I	-	1	1	1,786-2,150	21,432	22,416	
Supervising Cook II	0.4	1	1	1,557-2,051	24,612	24,612	
Off	2.8	3	3	1,276-2,018	72,648	72,648	
Office Asst II-Typing	1	1	1	1,048-1,367	15,708	15,708	
Totals, Camp Administration	13.6	21	21	\$392,464	\$591,768	\$600,192	
Camp Operations:							
Lieut	10.8	12	12	2,215-2,669	370,028	379,720	
Sgt	15.5	19	19	1,924-2,319	476,834	511,408	
Off	68.9	79	79	1,276-2,018	1,804,338	1,889,370	
Temporary Help	0.24	-	-	(4,660)	-	-	
Overtime-Counseling & Casework	-	-	-	(3,878)	39,425	39,425	
Overtime-Sick Leave	-	-	-	(59,809)	81,577	81,577	
Overtime-Transp	-	-	-	(60,918)	99,633	99,633	
Overtime-Escapes & Emergency	-	-	-	(59,784)	85,545	85,545	
Overtime-Shift Differential	-	-	-	(29,224)	19,938	19,938	
Overtime-Premium Holiday	-	-	-	(9,735)	34,588	34,588	
Overtime	-	-	-	(93,689)	-	-	
Totals, Camp Operations	95.44	110	110	\$2,623,804	\$3,011,906	\$3,141,204	
Totals, Inmate Training	163.07	190.42	190.42	\$4,611,851	\$5,368,706	\$5,534,548	

5240 DEPARTMENT OF CORRECTIONS—Continued

ORGANIZATIONAL UNIT Classification	NUMBER OF POSITIONS			EXPENDITURES		
	Filled 1983-84	Authorized 1984-85	Proposed 1985-86	Actual 1983-84	Estimated 1984-85	Proposed 1985-86
SALARY RANGE						
Administration:						
Supt III	1	1	1	3,690-4,464	53,568	53,568
C.E.A. II	1	1	1	3,052-4,057	48,684	48,684
Correctional Administrator	2	2	2	3,144-3,801	89,631	91,224
Supvr - Voc Instruction	0.7	1	1	2,529-3,052	36,624	36,624
Bus Mgr II	0.9	1	1	2,450-2,954	35,448	35,448
Counselor II	0.3	1	1	2,431-2,930	35,160	35,160
Sr Acctg Off-Supvr	1	1	1	2,197-2,651	31,812	31,812
Procurement & Services Off II	1	1	1	2,127-2,565	30,780	30,780
Warehouse Mgr II	1	1	1	1,912-2,529	30,234	30,348
Auto Pool Mgr I	1	1	1	1,666-2,197	26,364	26,364
Materials & Stores Supvr II	1	1	1	1,591-2,098	25,176	25,176
Property Clk II	1	1	1	1,591-2,098	22,774	22,844
Auto Mechanic	1	1	1	1,666-2,002	23,934	24,024
Materials & Stores Supvr I	2.9	3	3	1,401-1,827	63,690	64,630
Accountant I - Supvr	1.5	2	2	1,401-1,827	36,066	37,677
Personnel Asst II	1	1	1	1,481-1,768	21,216	21,216
Exec Secty I	1	1	1	1,389-1,653	19,836	19,836
Sr Acct Clk	0.9	1	1	1,214-1,551	17,100	17,100
Personnel Asst I	2.9	4	4	1,126-1,551	61,088	62,888
Acctg Techn	3.7	4	4	1,214-1,551	63,364	66,022
Office Techn-Typing	1	1	1	1,214-1,551	17,100	17,100
Secty	1.9	2	2	1,236-1,512	33,012	33,684
Acct Clk II	5.1	10	10	1,087-1,367	127,669	130,570
Office Asst II-Typing	3.7	4	4	1,048-1,367	55,394	56,237
Bookkeeping Mach Opr II	0.4	1	1	1,126-1,309	14,172	14,706
Office Asst II-Cashiering	0.5	1	1	1,048-1,214	13,199	13,622
Temporary Help	1.83	-	-	(35,525)	-	-
Overtime	-	-	-	(15,303)	-	-
Reimbursement Services:						
Employee Services:						
Supvng Cook I	1	1	1	1,371-1,786	21,432	21,432
Focus Recruitment:						
Asst Clk	0.7	1	1	832-950	10,560	10,854
Totals, Administration	42.93	51	51	\$929,491	\$1,065,087	\$1,080,630
Totals, California Correctional Center	563.64	710.35	710.35	\$15,410,995	\$18,361,485	\$18,851,307
TOTALS, AUTHORIZED POSITIONS.....	563.64	710.35	710.35	\$15,410,995	\$18,361,485	\$18,851,307
Regular/Ongoing Positions.....	543.30	705	705	13,219,743	17,235,045	17,723,317
Temporary Help	15.34	5.35	5.35	298,976	187,711	189,261
Overtime	-	-	-	1,892,271	938,729	938,729
California Correctional Institution Institution Program:						
Security:						
CEA II	1	1	1	3,642-4,402	48,684	48,684
Prog Administrator	1.5	2	2	2,861-3,458	75,585	77,496
Capt	1	1	1	2,669-3,222	36,296	38,064
Lieut	12.3	14.63	14.63	2,215-2,669	450,139	456,294
Sgt	32	35.63	35.63	1,924-2,319	955,464	972,426
Off	222	259.9	259.9	1,276-2,018	5,953,497	6,098,748
Office Asst II-Typing	3.4	3.5	3.5	1,048-1,367	52,128	52,128
Office Asst II-Gen	1	1	1	1,048-1,309	14,568	14,568
Office Asst I-Gen	0.4	0.5	0.5	944-1,087	5,895	6,078
Temporary Help-Security	11.1	0.41	0.41	(226,330)	10,099	10,099
Temporary Help-Military Leave.....	0.4	0.1	0.1	(8,358)	2,422	2,422
Temporary Help-Escapes & Emergen- cies	3.3	-	-	(64,529)	-	-
Temporary Help-In-Service Training ...	3.9	-	-	(75,464)	-	-
Temporary Help-Academy Training	5.1	-	-	(98,776)	-	-
Temporary Help-PI-Miscellaneous	1	-	-	(18,665)	-	-
Temporary Help-Vacant Positions PI's	4.3	-	-	(84,445)	-	-
Temporary Help-Sick Leave	8.3	-	-	(160,978)	-	-
Temporary Help-PI & Personal Holiday	1.4	-	-	(26,801)	-	-
Overtime-Casework	-	-	-	(150)	88,429	88,429
Overtime-Premium Holiday.....	-	-	-	(85,560)	77,439	77,439
Overtime-Military Leave	-	-	-	(3,890)	651	651
Overtime-Escapes & Emergencies.....	-	-	-	(71,790)	100,661	100,661
Overtime-Night Shift Differential	-	-	-	(123,529)	109,877	109,877
Overtime-Sick Leave	-	-	-	(170,609)	-	-
Overtime-Vacant Position	-	-	-	(33,892)	-	-
Totals	313.4	319.67	319.67	\$7,611,455	\$7,981,834	\$8,154,064
Inmate Support:						
Feeding:						
Food Mgr	1	1	1	2,197-2,651	31,812	31,812
Supvng Cook II	0.9	1	1	1,557-2,051	21,352	22,334
Supvng Cook I	7.7	8.17	8.17	1,371-1,786	160,628	165,051
Baker II	0.4	1	1	1,371-1,786	18,618	19,487
Temporary Help-Feeding	0.4	0.15	0.15	(8,019)	2,467	2,467
Overtime-Premium Holiday.....	-	-	-	(2,502)	3,013	3,013
Totals	10.4	11.32	11.32	\$214,123	\$237,890	\$244,164

5240 DEPARTMENT OF CORRECTIONS—Continued

ORGANIZATIONAL UNIT	NUMBER OF POSITIONS			EXPENDITURES		
	Filed 1983-84	Authorized 1984-85	Proposed 1985-86	Actual 1983-84	Estimated 1984-85	Proposed 1985-86
SALARY RANGE						
Clothing:						
Materials & Stores Supvr II	0.9	1	1	1,591-2,098	23,394	24,504
Materials & Stores Supvr I	1	1	1	1,401-1,827	22,284	22,284
Totals	1.9	2	2	\$43,195	\$45,678	\$46,788
Medical Services:						
Chief Medical Off	0.4	1	1	4,795-5,639	57,540	60,396
Physician & Surgeon	3.2	3	3	3,780-5,429	166,969	174,983
Pharmacist II	1	1	1	2,778-3,052	34,956	36,624
Sr Clinical Lab Technologist	0.9	1	1	1,912-2,529	25,869	27,106
Registered Nurse III	1.3	2	2	1,868-2,472	49,428	50,520
Registered Nurse II	0.2	1	1	1,706-2,472	20,952	21,924
Sr Medical Tech Asst	1	1	1	1,924-2,319	27,828	27,828
Medical Tech Asst	8.7	9.63	9.63	1,679-2,018	219,657	224,202
Sr Medical Transcriber	1	1	1	1,331-1,729	18,384	18,924
Temporary Help-Medical	0.1	0.82	0.82	(1,892)	16,678	17,178
Overtime-Premium Medical	-	-	-	(34,884)	15,974	15,974
Overtime-Premium Holiday	-	-	-	(1,588)	2,290	2,290
Totals	17.8	21.45	21.45	\$496,082	\$656,525	\$677,949
Dental Services:						
Chief Dentist	1	1	1	3,888-4,935	56,448	56,448
Dentist	3	3	3	3,440-4,816	144,811	151,882
Dental Lab Techn	1	1	1	1,706-2,251	27,012	27,012
Totals	5	5	5	\$217,035	\$228,271	\$235,342
Facilities Operations:						
Chief - Plant Operation III	0.6	1	1	2,450-2,954	29,400	30,780
Chief - Plant Operation I	0.7	1	1	2,230-2,691	30,792	32,340
Chief Engr I	1	1	1	2,370-2,627	31,524	31,524
Supvr Bldg Trades	0.4	1	1	2,051-2,591	26,406	27,666
Fire Chief	1	1	1	2,113-2,546	30,552	30,552
Electrician Supvr	0.8	1	1	2,051-2,472	27,993	29,328
Plumber Supvr	2	2	2	2,051-2,472	56,785	58,096
Utility Shops Supvr	2	2	2	2,051-2,472	59,328	59,328
Stationary Engr	10	10	10	1,931-2,361	262,680	262,680
Water & Sewage Plant Supvr	0.7	1	1	2,146-2,361	28,332	28,332
Carpenter Supvr	1	1	1	1,959-2,360	28,320	28,320
Electrician II	1.5	2	2	1,959-2,360	56,640	56,640
Painter Supvr	1	1	1	1,959-2,360	28,320	28,320
Supvng Groundskeeper II	0.4	1	1	1,745-2,303	21,924	21,924
Carpenter II	1	1	1	1,868-2,251	26,911	27,012
Painter II	1	1	1	1,868-2,251	27,012	27,012
Locksmith	0.8	1	1	1,786-2,150	23,508	24,612
Electronics Techn	1	1	1	1,630-2,150	24,060	25,206
Fire Fighter	0.8	1	1	1,679-2,018	23,558	24,216
Laundry Supvr II	1	1	1	1,491-1,959	23,508	23,508
Lead Groundskeeper	1.9	2	2	1,401-1,827	40,435	41,995
Materials & Stores Supvr I	2	2	2	1,401-1,827	43,848	43,848
Laundry Supvr I	1	1	1	1,265-1,630	19,920	19,920
Office Asst II-Typing	1.2	1	1	1,048-1,367	14,216	14,752
Temporary Help-Firefighter	1.4	0.8	0.8	(27,396)	17,930	17,930
Totals	36.2	38.8	38.8	\$897,920	\$1,003,902	\$1,015,841
Counseling Services:						
Prog Administrator	0.8	1	1	2,861-3,458	40,059	41,253
Counselor III	1.7	2	2	2,669-3,222	77,328	77,328
Counselor II	2.6	3	3	2,431-2,930	104,956	105,480
Counselor I	11	13	13	2,215-2,669	400,306	407,060
Overtime-Group Counseling	-	-	-	(936)	23,058	23,058
Totals	16.1	19	19	\$506,561	\$645,707	\$654,179
Records:						
Records Mgr	0.9	1	1	2,002-2,651	25,080	26,265
Records Supvr	0.1	1	1	1,745-2,303	20,940	21,924
Records Specialist	2.4	3	3	1,523-2,002	60,291	62,079
Case Records Asst	0.8	2	2	1,342-1,745	32,208	33,624
Office Services Supvr I-Typing	1	1	1	1,214-1,551	15,267	15,882
Office Techn-Typing	0.8	1	1	1,214-1,551	16,288	16,984
Office Asst II-Typing	8.2	10	10	1,048-1,367	136,458	140,815
Office Asst II-Gen	1.9	1	1	1,048-1,309	14,568	14,568
Office Asst I-Gen	-	1	1	944-1,087	11,790	12,156
Asst Clk	1.4	1	1	832-950	10,704	11,004
Totals	17.5	22	22	\$257,961	\$343,594	\$355,301
Leisure-Time Activities:						
Teacher-Recr & Physical Educ	1	1	1	1,827-2,778	33,336	33,336
Totals	1	1	1	\$32,394	\$33,336	\$33,336
Religion:						
Protestant Chaplain	1	1	1	2,002-2,415	28,980	28,980
Catholic Chaplain	1	1	1	2,002-2,415	28,980	28,980
Temporary Help-Muslim Chaplain	1.4	0.4	0.4	(27,325)	9,540	9,540
Totals	3.4	2.4	2.4	\$83,641	\$67,500	\$67,500
Totals, Inmate Support	109.3	122.97	122.97	\$2,748,912	\$3,262,403	\$3,330,400

5240 DEPARTMENT OF CORRECTIONS—Continued

ORGANIZATIONAL UNIT Classification	NUMBER OF POSITIONS			EXPENDITURES		
	Filled 1983-84	Authorized 1984-85	Proposed 1985-86	Actual 1983-84	Estimated 1984-85	Proposed 1985-86
SALARY RANGE						
Inmate Training:						
Academic Education:						
Supvr - Correctional Educ Programs ..	1	1	1	2,778-3,357	40,284	40,284
Supvr - Academic Instruction	1	1	1	2,529-3,052	36,624	36,624
Teacher-High School Educ	2	3	3	1,827-2,778	88,596	89,616
Teacher-Elementary Educ	2	7.48	7.48	1,827-2,778	173,026	180,489
Sr Librarian	1.1	2	2	1,959-2,360	47,016	49,224
Office Techn-Gen	0.8	1	1	1,214-1,551	14,568	15,120
Temporary Help-Instructor Relief	-	0.3	0.3	-	12,586	12,586
Totals	7.9	15.78	15.78	\$233,475	\$412,700	\$423,943
Vocational Education:						
Supvr - Voc Instruction	2	2	2	2,529-3,052	73,248	73,248
Instructor-Auto Repair	1	1	1	1,827-2,778	33,336	33,336
Instructor-Electronics	0.4	1	1	1,827-2,778	21,924	22,944
Instructor-Dry Cleaning Work	1	1	1	1,827-2,778	33,336	33,336
Instructor-Baking	1	1	1	1,827-2,778	33,209	33,336
Instructor-Auto Mechanics	4.9	5	5	1,827-2,778	158,438	160,980
Instructor-Mill & Cabinet Work	1.1	1	1	1,827-2,778	33,336	33,336
Instructor-Meat Cutting	1.4	2	2	1,827-2,778	64,904	66,418
Instructor-Machine Shop	2	2	2	1,827-2,778	54,218	56,842
Instructor-Household Repair	1	1	1	1,827-2,778	33,336	33,336
Instructor-Silk Screen	1	1	1	1,827-2,778	33,336	33,336
Instructor-Sewing Mach	1	2.12	2.12	1,827-2,778	55,391	58,017
Instructor-Refrig Air Condition	1	1	1	1,827-2,778	33,336	33,336
Instructor-Welding	1.9	2	2	1,827-2,778	64,904	66,418
Instructor-Upholstering	1	1	1	1,827-2,778	30,348	30,348
Counselor I	1	1	1	2,215-2,669	32,028	32,028
Temporary Help-Instructor Relief	-	0.5	0.5	-	25,173	25,173
Temporary Help-Sabbatical Relief	0.4	-	-	(8,493)	-	-
Totals	23.1	25.62	25.62	\$701,233	\$813,801	\$825,768
Totals, Inmate Training.....	31	41.4	41.4	\$934,708	\$1,226,501	\$1,249,711
Administration:						
Supt III	1	1	1	3,690-4,464	53,568	53,568
Correctional Administrator	3	3	3	3,144-3,801	135,410	136,654
Counselor III	1	1	1	2,669-3,222	38,664	38,664
Bus Mgr II	1	1	1	2,450-2,954	34,956	35,448
Lieut	1.6	1	1	2,215-2,669	32,028	32,028
Sr Acctg Off-Supvr	1	1	1	2,197-2,651	31,812	31,812
Procurement & Services Off II	0.8	1	1	2,127-2,565	28,308	29,664
Warehouse Mgr II	1	1	1	1,912-2,529	30,348	30,348
Crops Farmer	-	1	1	1,745-2,098	19,752	20,652
Materials & Stores Supvr II	3.6	3	3	1,591-2,098	71,964	74,184
Property Clk II	0.9	1	1	1,591-2,098	25,176	25,176
Materials & Stores Supvr I	3.2	2	2	1,401-1,827	48,960	48,228
Accountant I - Supvr	1	2	2	1,401-1,827	33,624	35,088
Personnel Asst II	0.6	1	1	1,481-1,768	19,689	20,577
Office Techn-Typing	3.2	3	3	1,214-1,551	49,516	50,140
Personnel Asst I	1.6	3	3	1,126-1,551	48,470	49,670
Office Services Supvr I-Typing	1	1	1	1,214-1,551	15,824	16,984
Sr Acct Clk	1	1	1	1,214-1,551	16,404	17,100
Acctg Techn	2	2	2	1,214-1,551	30,178	31,408
Office Asst II-Typing	3	3	3	1,048-1,367	46,659	47,106
Acct Clk II	4.8	5.5	5.5	1,087-1,367	77,544	79,248
Office Asst I-Gen	0.5	1	1	944-1,087	11,964	12,348
Temporary Help-Community Betterment	1.3	-	-	(25,213)	59,377	59,377
Temporary Help	3.9	-	-	(75,351)	-	-
Overtime	-	-	-	(28,929)	-	-
Totals	42	39.5	39.5	\$968,366	\$960,195	\$975,472
Reimbursement Services:						
Employee Services:						
Supvng Cook I	1	1	1	1,371-1,786	18,903	19,788
Focus Recruitment:						
Correctional Off	1.7	6	6	1,276-2,018	127,002	132,984
Totals	2.7	7	7	\$52,821	\$145,905	\$152,772
Totals, Administration	44.7	46.5	46.5	\$1,021,187	\$1,106,100	\$1,128,244
Totals, California Correctional Institution	498.4	530.54	530.54	\$12,316,262	\$13,576,838	\$13,862,419
Regular/Ongoing Positions.....	450.7	527.06	527.06	10,819,968	12,999,174	13,294,755
Temporary Help	47.7	3.48	3.48	938,186	156,272	156,272
Overtime	-	-	-	558,108	421,392	421,392
California Institution For Men						
Institution Program:						
Reception And Diagnosis:						
Chief Psychiatrist	1	1	1	4,795-5,639	67,668	67,668
Sr Psychiatrist	0.6	1	1	4,571-5,560	54,852	57,540
Correctional Administrator	1.8	2	2	3,144-3,801	89,965	91,133
Prog Administrator	1	1	1	2,861-3,458	41,496	41,496
Counselor III	2	2	2	2,669-3,222	77,328	77,328

5240 DEPARTMENT OF CORRECTIONS—Continued

ORGANIZATIONAL UNIT	NUMBER OF POSITIONS			EXPENDITURES			
	Classification	Filled 1983-84	Authorized 1984-85	Proposed 1985-86	Actual 1983-84	Estimated 1984-85	Proposed 1985-86
				SALARY RANGE			
Sr Psychologist	2.5	2	2	2,651-3,200	76,800	76,800	
Counselor II	6.4	7	7	2,431-2,930	240,132	241,512	
Staff Psychologist-Clinical	1.8	4	4	2,415-2,913	125,220	129,798	
Teacher-Recr & Physical Educ	0.2	-	-	1,827-2,778	-	-	
Counselor I	25.2	29	29	2,215-2,669	887,897	903,236	
Records Mgr	1.6	2	2	2,002-2,651	59,816	60,792	
Records Supvr	2.2	2	2	1,745-2,303	49,296	50,352	
Records Specialist	6.1	7	7	1,523-2,002	138,872	143,705	
Case Records Asst	1.3	4	4	1,342-1,745	64,416	67,248	
Office Services Supvr I-Typing	2	2	2	1,214-1,551	34,200	34,200	
Office Techn-Typing	2.2	2	2	1,214-1,551	32,014	32,692	
Office Techn-Gen	1.2	1	1	1,214-1,551	16,984	17,100	
Secretary	1	1	1	1,236-1,512	17,448	17,448	
Sr Word Processing Techn	2	2	2	1,260-1,486	35,664	35,664	
Office Asst II-Typing	20.5	23	23	1,048-1,367	318,248	324,562	
Microfilm Techn I	1.5	2	2	1,018-1,321	31,288	31,704	
Word Processing Techn	9.5	11	11	1,048-1,309	166,050	167,730	
Office Asst I-Typing	-	2	2	976-1,126	25,942	26,783	
Totals, Reception and Diagnosis	93.6	110	110	\$2,223,003	\$2,651,596	\$2,696,491	
Security:							
Correctional Administrator	2.6	2	2	3,144-3,801	89,985	91,224	
Prog Administrator	2.6	2	2	2,861-3,458	78,960	80,780	
Capt	5	5	5	2,669-3,222	177,318	183,928	
Lieut	28.5	31.18	31.18	2,215-2,669	954,772	973,484	
Sgt	85.4	95.01	95.01	1,924-2,319	2,538,691	2,593,912	
Office Services Supvr II-Gen	637.8	667.49	667.49	1,276-2,018	15,425,846	15,784,507	
Office Techn-Gen	1	1	1	1,358-1,768	21,216	21,216	
Office Techn-Typing	1	1	1	1,214-1,551	17,649	18,417	
Office Asst II-Typing	1	1	1	1,214-1,551	17,588	18,352	
Office Asst II-Gen	2.6	3	3	1,048-1,367	42,211	43,066	
Office Asst I-Gen	4.5	6	6	1,048-1,309	74,873	76,988	
Temporary Help-Security	2.4	2	2	944-1,087	24,004	24,766	
Temporary Help-Military Leave	4.15	1.05	1.05	(78,757)	34,230	34,230	
Temporary Help-Escapes and Emergencies	0.1	0.2	0.2	(1,905)	4,841	4,841	
Temporary Help-Sick Leave	5.84	0.52	0.52	(110,913)	-	-	
Temporary Help-IST	3.1	2	2	(58,257)	-	-	
Temporary Help	2.03	-	-	(38,503)	-	-	
Overtime-IST	13	-	-	(247,082)	-	-	
Overtime-Military Leave	-	-	-	(83,151)	-	-	
Overtime-Escapes and Emergencies	-	-	-	(10,187)	1,370	1,370	
Overtime-Night Shift	-	-	-	(1,028,941)	506,141	506,141	
Overtime-Custody	-	-	-	(314,847)	212,866	212,866	
Overtime-Premium Holiday	-	-	-	(178,264)	67,573	67,573	
Overtime-Community Hospital	-	-	-	(280,119)	172,800	172,800	
Overtime	-	-	-	(65,894)	63,099	63,099	
Totals, Security	802.62	820.45	820.45	\$21,396,057	\$20,526,033	\$20,973,560	
Inmate Support:							
Feeding:							
Instructor-Meat Cutting	1	1	1	1,827-2,778	29,208	30,592	
Food Mgr	0.7	1	1	2,197-2,651	27,212	28,532	
Supvng Cook II	4	4	4	1,557-2,051	97,712	98,448	
Supvng Cook I	18.6	20	20	1,371-1,786	392,710	405,903	
Butcher-Meat Cutter II	1	2	2	1,371-1,786	37,884	38,623	
Baker II	2	1	1	1,371-1,786	21,432	21,432	
Temporary Help-Feeding	0.32	0.32	0.32	(6,030)	7,895	7,895	
Overtime-Premium Holiday	-	-	-	(6,043)	4,518	4,518	
Overtime	-	-	-	(30,396)	-	-	
Totals, Feeding	27.62	29.32	29.32	587,225	618,571	635,948	
Clothing:							
Materials & Stores Supvr II	2.8	3	3	1,591-2,098	73,386	74,472	
Totals, Clothing	2.8	3	3	\$65,889	\$73,386	\$74,472	
Medical Services:							
Chief Medical Off	1	1	1	4,795-5,639	67,668	67,668	
Physician & Surgeon	7.1	8	8	3,780-5,429	473,344	484,150	
Health Services Administrator I	1	1	1	2,651-3,200	38,400	38,400	
Pharmacist II	2	2	2	2,778-3,052	73,248	73,248	
Pharmacist I	-	1	1	2,529-2,778	30,348	31,812	
Nurse-Anesthetist	-	1	1	2,150-2,591	31,092	31,092	
Supvng Clinical Lab Technologist	1	1	1	2,098-2,529	30,348	30,348	
Sr Clinical Lab Technologist	1	1	1	1,912-2,529	27,636	27,636	
Supvng Nurse II	1	1	1	2,051-2,472	29,664	29,664	
Registered Nurse III	3.5	5	5	1,868-2,472	130,464	131,556	
Registered Nurse II	14.1	15.36	15.36	1,706-2,472	352,920	358,961	
Medical Record Off	1	1	1	1,768-2,336	25,524	25,524	
Sr Medical Tech Asst	4	4	4	1,924-2,319	111,312	111,312	
Clinical Lab Technologist	0.3	1	1	1,827-2,303	21,924	22,944	
Surgical Nurse II	1.2	2	2	1,868-2,251	54,024	54,024	
Food Administrator I	1	1	1	1,827-2,197	24,984	26,166	
Psychiatric Social Worker	-	1	1	1,827-2,197	21,924	22,944	
Medical Tech Asst	35.2	38.63	38.63	1,679-2,018	880,253	900,414	

5240 DEPARTMENT OF CORRECTIONS—Continued

ORGANIZATIONAL UNIT Classification	NUMBER OF POSITIONS			EXPENDITURES		
	Filled 1983-84	Authorized 1984-85	Proposed 1985-86	Actual 1983-84	Estimated 1984-85	Proposed 1985-86
				SALARY RANGE		
Sr X-Ray Techn	1	1	1	1,523-2,002	24,024	24,024
X-Ray Techn	0.2	1	1	1,462-1,912	22,094	23,124
Cook II	0.3	1	1	1,265-1,630	17,072	17,776
Janitor Supvr II	1	1	1	1,239-1,591	19,092	19,092
Medical Transcriber	3.3	3.5	3.5	1,191-1,517	58,022	58,478
Janitor Supvr I	0.3	1	1	1,114-1,407	16,344	16,884
Office Asst II-Typing	8.8	9	9	1,048-1,367	127,256	129,704
Temporary Help-Medical Services	1.95	1.5	1.5	(37,139)	41,820	41,820
Overtime-Premium Holiday	-	-	-	(9,370)	10,643	10,643
Overtime-Premium Medical	-	-	-	(4,002)	4,242	4,242
Overtime-Nurses	-	-	-	(15,502)	10,108	10,108
Overtime	-	-	-	(162,728)	-	-
Totals, Medical Services	92.25	104.99	104.99	\$2,494,373	\$2,775,794	\$2,823,758
Dental Services:						
Chief Dentist	1	1	1	3,888-4,935	56,448	56,448
Dentist	6	6	6	3,440-4,816	329,112	329,112
Dental Lab Techn	1	1	1	1,706-2,251	27,012	27,012
Dental Asst	1	2	2	1,177-1,498	29,328	30,456
Totals, Dental Services	9	10	10	\$413,275	\$441,900	\$443,028
Facilities Operations:						
Chief - Plant Operation III	0.9	1	1	2,450-2,954	35,314	35,448
Chief - Plant Operation I	1.1	1	1	2,230-2,691	32,292	32,292
Chief Engr I	0.8	1	1	2,370-2,627	31,380	31,380
Supvr Bldg Trades	0.5	1	1	2,051-2,591	31,092	31,092
Institution Fire Chief	1	1	1	2,113-2,546	30,552	30,552
Electrician Supvr	0.9	1	1	2,051-2,472	29,664	29,664
Plumber Supvr	0.6	1	1	2,051-2,472	28,768	29,664
Utility Shops Supvr	0.7	1	1	2,051-2,472	28,320	29,664
Equipmt Maint Supvr	1	1	1	2,002-2,415	28,980	28,980
Water & Sewage Plant Supvr	0.6	1	1	2,146-2,361	28,332	28,332
Stationary Engr	7.6	8	8	1,931-2,361	226,656	226,656
Carpenter Supvr	1.1	2	2	1,959-2,360	51,828	52,932
Electrician II	2.9	4	4	1,959-2,360	111,568	112,844
Painter Supvr	1	1	1	1,959-2,360	28,320	28,320
Plumber II	2.8	4	4	1,959-2,360	112,299	113,280
Supvng Groundskeeper II	0.8	1	1	1,745-2,303	27,636	27,636
Carpenter II	0.8	1	1	1,868-2,251	24,612	25,800
Painter II	4.4	5	5	1,868-2,251	134,353	135,060
Electrician I	0.3	1	1	1,868-2,251	27,012	27,012
Maint Mechanic	0.2	1	1	1,868-2,251	27,012	27,012
Glazier	0.3	1	1	1,786-2,150	23,876	25,008
Locksmith	1	1	1	1,786-2,150	25,800	25,800
Electronics Techn	1	1	1	1,630-2,150	25,800	25,800
Supvng Groundskeeper I	1	1	1	1,591-2,098	25,176	25,176
Fire Fighter	0.5	1	1	1,679-2,018	20,148	21,084
Auto Mechanic	1	1	1	1,666-2,002	24,024	24,024
Bldg Maint Worker	4.7	5	5	1,557-1,868	108,786	109,680
Lead Groundskeeper	8.3	9	9	1,401-1,827	196,578	197,316
Skilled Laborer	1	1	1	1,523-1,827	21,924	21,924
Materials & Stores Supvr I	1	1	1	1,401-1,827	21,924	21,924
Truck Driver	0.9	1	1	1,523-1,827	20,861	21,842
Groundskeeper	1	1	1	1,342-1,666	19,992	19,992
Office Asst II-Typing	1	1	1	1,048-1,367	15,708	15,708
Temporary Help-Firefighter	1.5	1	1	(28,320)	19,163	19,163
Temporary Help-Facilities Operation ..	0.65	0.18	0.18	(12,422)	5,651	5,651
Overtime	-	-	-	(29,842)	-	-
Totals, Facilities Operations	54.85	64.18	64.18	\$1,398,898	\$1,651,401	\$1,663,712
Psychiatric Services:						
Staff Psychiatrist	0.1	1	1	4,156-5,429	52,531	55,076
Sr Psychologist	1	1	1	2,651-3,200	38,400	38,400
Totals, Psychiatric Services	1.1	2	2	\$40,428	\$90,931	\$93,476
Counseling Services:						
Counselor III	2.9	3	3	2,669-3,222	115,992	115,992
Counselor II	4	4	4	2,431-2,930	136,196	139,330
Counselor I	14.1	15	15	2,215-2,669	451,450	460,731
Overtime-Group Counseling	-	-	-	(4,434)	12,884	12,884
Totals, Counseling Services	21	22	22	\$642,622	\$716,552	\$728,937
Records:						
Records Mgr	1	1	1	2,002-2,651	31,812	31,812
Records Supvr	2	2	2	1,745-2,303	53,208	54,424
Records Specialist	3.6	5	5	1,523-2,002	106,390	109,668
Case Records Asst	0.5	2	2	1,342-1,745	32,208	33,624
Office Services Supvr I-Typing	1.8	2	2	1,214-1,551	31,374	32,652
Office Techn-Typing	0.8	1	1	1,214-1,551	16,984	17,100
Office Asst II-Typing	13.7	15	15	1,048-1,367	211,935	215,022
Office Asst II-Gen	2.8	3	3	1,048-1,309	40,756	41,599
Temporary Help	1.06	-	-	(20,176)	-	-
Overtime-Clerical	-	-	-	(50,630)	2,278	2,278
Totals, Records	27.26	31	31	\$496,783	\$526,945	\$538,179

5240 DEPARTMENT OF CORRECTIONS—Continued

ORGANIZATIONAL UNIT	NUMBER OF POSITIONS			EXPENDITURES		
	Classification	Filled 1983-84	Authorized 1984-85	Proposed 1985-86	Actual 1983-84	Estimated 1984-85
Leisure-Time Activities:				SALARY RANGE		
Teacher-Recr & Physical Educ	3.8	4	4	1,827-2,778	118,374	120,818
Totals, Leisure-Time Activities	3.8	4	4	\$116,803	\$118,374	\$120,818
Religion:						
Protestant Chaplain	1.8	3	3	2,002-2,415	74,880	78,455
Jewish Chaplain	1	1	1	2,002-2,415	28,980	28,980
Catholic Chaplain	2	2	2	2,002-2,415	54,156	55,344
Muslim Chaplain	1	1	1	2,002-2,415	27,000	28,308
Totals, Religion	5.8	7	7	\$145,640	\$185,016	\$191,087
Totals, Inmate Support	245.48	277.49	277.49	\$6,401,936	\$7,198,870	\$7,313,415
Inmate Training:						
Academic Education:						
Supvr - Correctional Educ Programs ..	0.9	1	1	2,778-3,357	39,028	40,284
Supvr - Academic Instruction	1	1	1	2,529-3,052	36,624	36,624
Teacher-Elementary Educ	1	1	1	1,827-2,778	29,892	31,324
Teacher-Arts & Crafts	1	0.04	0.04	1,827-2,778	-	-
Teacher-High School Educ	4.2	5	5	1,827-2,778	156,306	157,632
Sr Librarian	0.4	1	1	1,959-2,360	23,508	24,612
Materials & Stores Supvr I	0.9	1	1	1,401-1,827	19,692	20,624
Office Services Supvr I-Typing	1	1	1	1,214-1,551	18,612	18,612
Temporary Help-Academic Relief	0.04	0.1	0.1	(817)	7,551	7,551
Totals, Academic Education	10.44	11.14	11.14	\$304,927	\$331,213	\$337,263
Vocational Education:						
Supvr - Commercial Driver Trng	0.7	1	1	2,529-3,052	30,348	31,812
Supvr - Voc Instruction	1.6	1	1	2,529-3,052	36,624	36,624
Instructor-Auto Mechanics	2.7	2	2	1,827-2,778	53,286	56,876
Instructor-Electronics	2	1	1	1,827-2,778	28,868	31,254
Instructor-Electrical Work	1.6	1	1	1,827-2,778	21,924	22,944
Instructor-Commercial Driver	1	1	1	1,827-2,778	31,446	32,955
Instructor-Mechanical Drawing	1	1	1	1,827-2,778	30,234	31,690
Instructor-Masonry	-	1	1	1,827-2,778	33,336	33,336
Instructor-Machine Shop	5.4	1	1	1,827-2,778	33,336	33,336
Instructor-Refrig Air Condition	1	1	1	1,827-2,778	33,336	33,336
Instructor-Offset Printing	1.5	1	1	1,827-2,778	25,176	26,364
Instructor-Mill & Cabinet Work	1	1	1	1,827-2,778	33,336	33,336
Instructor-Welding	2.9	1	1	1,827-2,778	31,812	31,812
Temporary Help	0.11	-	-	(2,112)	-	-
Totals, Vocational Education	22.51	14	14	\$662,556	\$423,062	\$435,675
Totals, Inmate Training	32.95	25.14	25.14	\$967,483	\$754,275	\$772,938
Administration:						
Supt III	1	1	1	3,690-4,464	53,568	53,568
C.E.A. II	1	1	1	3,052-4,057	48,308	48,684
Correctional Administrator	1.7	2	2	3,144-3,801	89,190	90,738
Community Resources Mgr	1	1	1	2,591-3,128	37,536	37,536
Bus Mgr II	1.2	1	1	2,450-2,954	35,448	35,448
Counselor II	1	1	1	2,431-2,930	35,160	35,160
Sr Acctg Off-Supvr	1	1	1	2,197-2,651	31,812	31,812
Procurement & Services Off II	1	1	1	2,127-2,565	30,780	30,780
Warehouse Mgr II	1	1	1	1,912-2,529	30,348	30,348
Staff Services Analyst-Gen	-	1	1	1,407-2,197	22,009	23,034
Materials & Stores Supvr II	1	1	1	1,591-2,098	25,176	25,176
Property Clk II	1	1	1	1,591-2,098	25,176	25,176
Materials & Stores Supvr I	5.9	5	5	1,401-1,827	94,284	96,480
Accountant I - Supvr	2.3	2	2	1,401-1,827	42,264	43,644
Bus Service Asst	-	1	1	1,523-1,827	18,276	19,092
Personnel Asst II	1	1	1	1,481-1,768	19,689	20,577
Exec Secty I	1	1	1	1,389-1,653	19,099	19,836
Personnel Asst I	6	6	6	1,126-1,551	109,661	110,709
Office Services Supvr I-Typing	0.7	1	1	1,214-1,551	15,512	16,172
Acctg Techn	2.9	3	3	1,214-1,551	49,134	50,442
Secty	4	4	4	1,236-1,512	68,806	69,473
Office Asst II-Typing	2.2	2	2	1,048-1,367	29,520	30,012
Acct Clk II	10.1	12	12	1,087-1,367	173,437	177,594
Telephone Opr	2.3	3	3	1,048-1,214	41,811	42,788
Temporary Help-Telephone Opr	1.23	0.52	0.52	(23,443)	21,296	21,296
Temporary Help	2.59	-	-	(49,283)	-	-
Overtime	-	-	-	(26,804)	-	-
Totals, Administration	54.12	54.52	54.52	\$1,154,278	\$1,167,300	\$1,185,575
Reimbursement Services:						
Employee Services:						
Supvng Cook I	1.8	2	2	1,371-1,786	37,884	38,628
Mgt Services Techn	0.6	1	1	1,177-1,565	16,824	17,544
Totals, Employee Services	2.4	3	3	\$43,699	\$54,708	\$56,172
Focus Recruitment:						
Off	1.5	3	3	1,276-2,018	57,895	60,504
Asst Clk	-	6	6	832-950	60,876	62,136
Totals, Focus Recruitment	1.5	9	9	\$47,819	\$118,771	\$122,640
Totals, General Administration	58.02	66.52	66.52	\$1,245,796	\$1,340,779	\$1,364,387
Totals, California Institution For Men	1,232.67	1,299.6	1,299.6	\$32,234,275	\$32,471,553	\$33,120,791

5240 DEPARTMENT OF CORRECTIONS—Continued

ORGANIZATIONAL UNIT Classification	NUMBER OF POSITIONS			EXPENDITURES		
	Filled 1983-84	Authorized 1984-85	Proposed 1985-86	Actual 1983-84	Estimated 1984-85	Proposed 1985-86
				SALARY RANGE		
Regular/Ongoing Positions.....	1,195	1,292.21	1,292.21	28,184,495	31,260,584	31,909,822
Temporary Help	37.67	7.39	7.39	715,159	142,447	142,447
Overtime.....	-	-	-	3,334,621	1,068,522	1,068,522
California Institution For Women						
Institution Program:						
Reception And Diagnosis:						
Chief Psychiatrist	-	1	1	4,795-5,639	57,540	60,396
Prog Administrator	0.8	1	1	2,861-3,458	36,438	38,214
Counselor II	1	1	1	2,431-2,930	35,160	35,160
Staff Psychologist-Clinical	1.5	2	2	2,415-2,913	62,565	65,426
Counselor I	3	3	3	2,215-2,669	96,084	96,084
Records Supvr	1	1	1	1,745-2,303	27,636	27,636
Records Specialist	0.9	1	1	1,523-2,002	18,412	19,242
Office Services Supvr I-Typing	0.9	1	1	1,214-1,551	15,028	15,610
Office Techn-Typing	1	1	1	1,214-1,551	17,100	17,100
Office Asst II-Typing	2.9	3	3	1,048-1,367	44,808	44,808
Overtime.....	-	-	-	(2,505)	-	-
Totals, Reception and Diagnosis....	13	15	15	\$310,565	\$410,771	\$419,676
Security:						
Correctional Administrator	1.9	2	2	3,144-3,801	87,132	89,130
Prog Administrator	1	1	1	2,861-3,458	41,496	41,496
Capt	1.9	1	1	2,669-3,222	38,214	38,664
Lieut	14.5	17.7	17.7	2,215-2,669	500,684	550,526
Sgt	29.5	39.71	39.71	1,924-2,319	959,258	1,056,669
Off	180.2	244.64	244.64	1,276-2,018	5,466,868	5,710,854
Office Asst II-Typing	2.2	2	2	1,048-1,367	27,745	28,313
Office Asst II-Gen	1.9	2	2	1,048-1,309	28,012	28,456
Office Asst I-Typing	1	2	2	976-1,126	25,600	26,434
Temporary Help-Security	-	0.66	0.66	(192,958)	16,496	16,619
Temporary Help-Custody	-	0.4	0.4	(61,507)	9,681	9,681
Temporary Help-Escapes and Emergencies	-	1.69	1.69	(81,588)	34,938	34,938
Temporary Help-IST	-	-	-	(35,187)	-	-
Overtime-Escapes and Emergencies	-	-	-	(119,063)	262,639	262,639
Overtime-Custody	-	-	-	(346,439)	12,379	12,379
Overtime-Shift Differential	-	-	-	(72,723)	85,242	85,242
Overtime-Premium Holiday.....	-	-	-	(71,946)	51,645	51,645
Overtime-Casework	-	-	-	-	35,356	35,356
Overtime-Community Hosp Coverage	-	-	-	(55,707)	208,002	208,002
Overtime-IST	-	-	-	(215,480)	-	-
Totals, Security	234.1	314.8	314.8	\$6,628,709	\$7,891,387	\$8,287,043
Inmate Support:						
Feeding:						
Instructor-Culinary Arts	1.2	1	1	1,827-2,778	33,336	33,336
Food Mgr	1	1	1	2,197-2,651	30,470	31,812
Supvng Cook II	1	1.63	1.63	1,557-2,051	37,509	38,114
Supvng Cook I	8.2	12.26	12.26	1,371-1,786	233,112	246,038
Temporary Help-Feeding	-	0.52	0.52	(19,457)	8,002	8,002
Totals, Feeding	11.4	16.41	16.41	\$267,521	\$342,429	\$357,302
Clothing:						
Materials & Stores Supvr II	1	1	1	1,591-2,098	25,176	25,176
Totals, Clothing	1	1	1	\$25,752	\$25,176	\$25,176
Medical Services:						
Chief Medical Off	1	1	1	4,795-5,639	60,641	63,594
Physician & Surgeon	2.5	4	4	3,780-5,429	199,080	228,444
Pharmacist II	0.9	1	1	2,778-3,052	34,416	36,068
Nurse Practitioner	1	1	1	2,150-2,845	27,121	28,432
Sr Clinical Lab Technologist	0.8	1	1	1,912-2,529	23,124	24,216
Registered Nurse II	3.8	5	5	1,706-2,472	116,608	118,668
Registered Nurse III	5	5	5	1,868-2,472	145,995	147,312
Supvng Nurse II	1	1	1	2,051-2,472	29,664	29,664
Medical Record Off	1	1	1	1,768-2,336	28,392	28,392
Sr Medical Tech Asst	1	1	1	1,924-2,319	27,828	27,828
Medical Tech Asst	0.6	2.63	2.63	1,679-2,018	44,372	54,413
X-Ray Techn	0.9	1	1	1,462-1,912	17,727	18,480
Office Asst II-Typing	2.1	3	3	1,048-1,367	41,238	42,421
Temporary Help-Medical	-	0.63	0.63	(3,614)	18,915	18,915
Overtime-Premium Holiday.....	-	-	-	(1,576)	1,303	1,303
Overtime	-	-	-	(16,658)	-	-
Totals, Medical Services	21.6	28.26	28.26	\$673,440	\$816,424	\$868,150
Dental Services:						
Dentist	1.9	3.5	3.5	3,440-4,816	158,559	174,930
Totals, Dental Services	1.9	3.5	3.5	\$94,409	\$158,559	\$174,930

1
2
3
4
5
6
7
8
9
10
11
12
13
14
15
16
17
18
19
20
21
22
23
24
25
26
27
28
29
30
31
32
33
34
35
36
37
38
39
40
41
42
43
44
45
46
47
48
49
50
51
52
53
54
55
56
57
58
59
60
61
62
63
64
65
66
67
68
69
70
71
72
73
74
75
76
77
78
79
80
81
82
83
84
85
86
87
88
89
90
91
92
93
94
95
96
97
98

5240 DEPARTMENT OF CORRECTIONS—Continued

1
2
3
4
5
6
7
8
9
10
11
12
13
14
15
16
17
18
19
20
21
22
23
24
25
26
27
28
29
30
31
32
33
34
35
36
37
38
39
40
41
42
43
44
45
46
47
48
49
50
51
52
53
54
55
56
57
58
59
60
61
62
63
64
65
66
67
68
69
70
71
72
73
74
75
76
77
78
79
80
81
82
83
84
85
86
87
88
89
90
91
92
93
94
95
96
97
98

ORGANIZATIONAL UNIT Classification	NUMBER OF POSITIONS			EXPENDITURES		
	Filled 1983-84	Authorized 1984-85	Proposed 1985-86	Actual 1983-84	Estimated 1984-85	Proposed 1985-86
Facilities Operations:				SALARY RANGE		
Chief - Plant Operation II	0.5	1	1	2,336-2,820	28,032	29,400
Chief Engr I	0.9	1	1	2,370-2,627	28,440	28,440
Supvr Bldg Trades	0.8	1	1	2,051-2,591	31,092	31,092
Institution Fire Chief	1	1	1	2,113-2,546	30,552	30,552
Electrician Supvr	1	1	1	2,051-2,472	29,664	29,664
Plumber Supvr	1	1	1	2,051-2,472	29,664	29,664
Utility Shops Supvr	-	1	1	2,051-2,472	24,612	25,800
Equipt Maint Supvr	1	1	1	2,002-2,415	28,980	28,980
Stationary Engr	9.4	9	9	1,931-2,361	242,088	242,088
Painter Supvr	1	1	1	1,959-2,360	28,320	28,320
Carpenter Supvr	0.9	1	1	1,959-2,360	26,305	27,557
Electrician II	1	1	1	1,959-2,360	28,320	28,320
Plumber II	1	1	1	1,959-2,360	28,320	28,320
Painter II	1.6	3	3	1,868-2,251	65,219	79,230
Electrician I	1	1	1	1,868-2,251	27,012	27,012
Plumber I	0.9	1	1	1,868-2,251	25,701	26,911
Maint Mechanic	0.9	1	1	1,868-2,251	24,711	25,901
Carpenter I	2	2	2	1,786-2,150	50,610	51,600
Locksmith	1	1	1	1,786-2,150	23,508	23,508
Supvng Groundskeeper I	0.9	1	1	1,591-2,098	23,304	24,408
Fire Fighter	1	1	1	1,679-2,018	24,216	24,216
Auto Mechanic	1	1	1	1,666-2,002	24,024	24,024
Laundry Supvr II	0.9	1	1	1,491-1,959	23,508	23,508
Heavy Truck Driver	1	1	1	1,591-1,912	22,944	22,944
Bldg Maint Worker	-	1	1	1,557-1,868	19,122	20,016
Lead Groundskeeper	3.8	6	6	1,401-1,827	98,058	123,157
Materials & Stores Supvr I	0.9	1	1	1,401-1,827	21,924	21,924
Skilled Laborer	2.5	2	2	1,523-1,827	42,074	43,028
Office Asst II-Typing	1	1	1	1,048-1,367	14,568	14,568
Temporary Help-Firefighter	-	0.88	0.88	(24,226)	17,611	17,611
Overtime	-	-	-	(14,796)	-	-
Totals, Facilities Operations	39.9	46.88	46.88	\$1,015,655	\$1,132,503	\$1,181,763
Psychiatric Services:						
Staff Psychiatrist	0.6	1	1	4,156-5,429	52,531	55,076
Prog Administrator	1	1	1	2,861-3,458	41,496	41,496
Counselor II	1	1	1	2,431-2,930	35,160	35,160
Staff Psychologist-Clinical	1	1	1	2,415-2,913	34,686	34,956
Supvng Psychiatric Nurse	1	1	1	2,051-2,472	29,664	29,664
Registered Nurse II	4.7	5	5	1,706-2,472	119,788	119,880
Off	1.9	2	2	1,276-2,018	44,171	46,286
Recr Therapist	0.1	1	1	1,523-1,827	18,276	19,092
Sr Medical Steno	0.4	1	1	1,331-1,577	18,504	18,924
Temporary Help-Psychiatric	-	0.6	0.6	-	32,722	32,722
Overtime	-	-	-	(3,531)	-	-
Totals, Psychiatric Services	11.7	14.6	14.6	\$311,994	\$426,998	\$433,256
Counseling Services:						
Counselor III	1	1	1	2,669-3,222	38,664	38,664
Counselor II	1.1	2	2	2,431-2,930	68,358	69,927
Counselor I	6.9	12	12	2,215-2,669	326,072	331,796
Overtime-Counseling	-	-	-	(4,102)	1,798	1,798
Totals, Counseling Services	9	15	15	\$292,113	\$434,892	\$442,185
Records:						
Records Mgr	1	1	1	2,002-2,651	31,812	31,812
Records Specialist	0.8	2	2	1,523-2,002	36,824	38,484
Case Records Asst	0.6	1	1	1,342-1,745	16,104	16,812
Office Services Supvr I-Typing	0.7	-	-	1,214-1,551	-	-
Office Techn-Typing	1.1	2	2	1,214-1,551	32,082	32,661
Office Asst II-Typing	5.7	14	14	1,048-1,367	159,008	190,872
Overtime	-	-	-	(3,726)	-	-
Totals, Records	9.9	20	20	\$151,662	\$275,830	\$310,641
Leisure-Time Activities:						
Teacher-Recr & Physical Education	1	1	1	1,827-2,778	29,094	30,348
Totals, Leisure-Time Activities	1	1	1	\$26,968	\$29,094	\$30,348
Religion:						
Catholic Chaplain	1	1	1	2,002-2,415	28,980	28,980
Protestant Chaplain	1	1	1	2,002-2,415	27,748	28,980
Temporary Help-Muslim Chaplain	-	0.4	0.4	(-)	9,540	9,540
Totals, Religion	2	2.4	2.4	\$53,884	\$66,268	\$67,500
Totals, Inmate Support	109.4	149.05	149.05	\$2,913,398	\$3,708,173	\$3,891,251
Inmate Training:						
Academic Education:						
Supvr - Correctional Educ Programs ..	1	1	1	2,778-3,357	40,284	40,284
Supvr - Academic Instruction	0.7	1	1	2,529-3,052	30,348	31,812
Teacher-Bus Educ	2	3.12	3.12	1,827-2,778	78,469	89,276
Teacher-High School Educ	3.9	6	6	1,827-2,778	166,368	171,260
Teacher-Elementary Educ	1.4	1	1	1,827-2,778	33,336	33,336
Temporary Help-Academic Relief	-	0.7	0.7	(3,453)	17,621	17,621
Totals, Academic Education	9	12.82	12.82	\$258,131	\$366,426	\$383,589

5240 DEPARTMENT OF CORRECTIONS—Continued

ORGANIZATIONAL UNIT Classification	NUMBER OF POSITIONS			EXPENDITURES		
	Filled 1983-84	Authorized 1984-85	Proposed 1985-86	Actual 1983-84	Estimated 1984-85	Proposed 1985-86
Vocational Education:				SALARY RANGE		
Supvr - Voc Instruction	1	1	1	2,529-3,052	36,624	36,624
Instructor-Cosmetology	2	2	2	1,827-2,778	61,868	63,228
Instructor-Industrial Arts	1	1	1	1,827-2,778	27,636	28,980
Instructor-Household Repair	1	1	1	1,827-2,778	30,836	31,812
Instructor-Electronics	1.3	2	2	1,827-2,778	63,228	63,684
Instructor-Electrical Work	0.7	1	1	1,827-2,778	21,924	22,944
Instructor-Voc Nursing	1	1	1	1,827-2,778	26,364	27,636
Instructor-TWX Repair	0.5	1	1	1,827-2,778	25,176	26,364
Instructor-Silk Screen	0.7	1	1	1,827-2,778	33,336	33,336
Instructor-Offset Printing	0.3	1.12	1.12	1,827-2,778	21,147	29,060
Instructor-Auto Mechanics	-	1.12	1.12	2,098-2,778	14,098	28,861
Instructor-Carpentry	-	1.12	1.12	2,098-2,778	14,098	28,861
Teaching Asst	0.9	1	1	1,156-1,347	16,164	16,164
Temporary Help-Voc Relief	-	0.7	0.7	-	25,173	25,173
Overtime	-	-	-	(1,094)	-	-
Totals, Voc Education	10.4	16.06	16.06	\$289,859	\$417,672	\$462,727
Totals, Inmate Training	19.4	28.88	28.88	\$547,990	\$784,098	\$846,316
Administration:						
Supt III	1	1	1	3,690-4,464	53,568	53,568
C.E.A. II	1	1	1	3,052-4,057	48,684	48,684
Correctional Administrator	1	1	1	3,144-3,801	45,612	45,612
Sr Acctg Off-Supvr	0.4	1	1	2,197-2,651	28,980	30,348
Drug Prog Analyst II	1	1	1	2,197-2,651	31,812	31,812
Warehouse Mgr I	-	1	1	1,745-2,303	22,944	24,024
Adm Asst I	0.9	1	1	1,827-2,303	21,924	22,944
Procurement & Services Off I	1	1	1	1,827-2,197	26,364	26,364
Property Clk II	1	1	1	1,591-2,098	25,176	25,176
Materials & Stores Supvr II	0.7	1	1	1,591-2,098	23,124	24,216
Materials & Stores Supvr I	2.7	3	3	1,401-1,827	65,772	65,772
Accountant I - Supvr	0.9	1	1	1,401-1,827	17,897	18,683
Personnel Asst II	1	1	1	1,481-1,768	21,216	21,216
Exec Secty I	0.7	1	1	1,389-1,653	18,618	19,434
Personnel Asst I	2.3	3	3	1,126-1,551	54,751	55,511
Sr Acct Clk	1.1	1	1	1,214-1,551	-	-
Acctg Techn	1.6	3	3	1,214-1,551	41,666	46,970
Secty	2	2	2	1,236-1,512	34,896	34,896
Office Asst II-Typing	2	2	2	1,048-1,367	29,968	30,506
Acct Clk II	2.3	4.5	4.5	1,087-1,367	54,883	62,575
Bookkeeping Mach Opr II	0.6	1	1	1,126-1,309	15,414	15,708
Temporary Help-Adm	-	0.1	0.1	(32,523)	13,866	13,866
Overtime Bus Services	-	-	-	(251,633)	6,434	6,434
Totals, General Adm	25.2	32.6	32.6	\$832,241	\$703,569	\$724,319
Reimbursement Services:						
Employee Services:						
Supvng Cook I	1	1	1	1,371-1,786	21,432	21,432
Acct Clk II	0.5	0.5	0.5	1,087-1,367	7,560	7,560
Temporary Help-Employee Services	-	0.6	0.6	-	10,261	10,261
Focus Recruitment:						
Correctional Off	1.3	8	8	1,276-2,018	168,921	176,892
Totals, Reimbursement Services ..	2.8	10.1	10.1	\$109,727	\$208,174	\$216,145
Totals, Administration	28	42.7	42.7	\$941,968	\$911,743	\$940,464
Totals, California Institution For						
Women	403.9	550.43	550.43	\$11,342,630	\$13,706,172	\$14,384,750
Regular/Ongoing Positions	403.9	542.55	542.55	9,710,311	12,826,548	13,505,126
Temporary Help	-	7.88	7.88	454,518	214,826	214,826
Overtime	-	-	-	1,177,801	664,798	664,798
California Medical Facility						
Institution Program:						
Reception And Diagnosis:						
Physician & Surgeon	0.8	1	1	3,780-5,429	48,904	51,300
Staff Psychiatrist	0.6	1	1	4,156-5,429	56,868	59,682
Administrator	1	1	1	3,144-3,801	45,612	45,612
Counselor III	2	2	2	2,669-3,222	77,328	77,328
Sr Psychologist	1	1	1	2,651-3,200	38,400	38,400
Counselor II	3.1	4	4	2,431-2,930	136,893	138,418
Staff Psychologist-Clinical	3.1	4	4	2,415-2,913	132,443	135,447
Counselor I	16.1	17	17	2,215-2,669	514,032	528,542
Sgt	0.3	1	1	1,924-2,319	27,828	27,828
Records Supvr	1.8	1	1	1,745-2,303	25,671	26,894
Records Specialist	2.7	3	3	1,523-2,002	61,971	63,165
Psychometrist	0.3	1	1	1,666-2,002	21,350	22,349
Office Services Supvr II-Gen	1	1	1	1,358-1,768	17,771	18,547
Case Records Asst	1.4	3	3	1,342-1,745	53,608	55,699
Office Services Supvr I-Gen	0.3	1	1	1,214-1,551	14,568	15,120
Office Techn-Typing	1.1	1	1	1,214-1,551	17,100	17,100
Office Services Supvr I-Typing	0.8	1	1	1,214-1,551	15,940	16,636
Office Asst II-Typing	8.4	8.5	8.5	1,048-1,367	119,635	122,231
Microfilm Techn I	1	1	1	1,018-1,321	15,414	15,780
Office Asst II-Gen	5.9	9	9	1,048-1,309	120,496	123,730
Office Asst I-Typing	-	4	4	976-1,126	51,375	53,002

5240 DEPARTMENT OF CORRECTIONS—Continued

ORGANIZATIONAL UNIT	NUMBER OF POSITIONS			EXPENDITURES		
	Classification	Filled 1983-84	Authorized 1984-85	Proposed 1985-86	Actual 1983-84	Estimated 1984-85
				SALARY RANGE		
Office Asst I-Gen	0.3	1.5	1.5	944-1,087	22,594	23,504
Asst Clk	5.6	2	2	832-950	25,712	25,988
Temporary Help	0.1	-	-	(2,812)	-	-
Overtime	-	-	-	(16,856)	-	-
Totals	58.7	70	70	\$1,360,837	\$1,661,513	\$1,702,302
Security:						
Administrator	2.2	2	2	3,144-3,801	83,340	85,164
Prog Administrator	2	2	2	2,861-3,458	82,992	82,992
Capt	1.9	2	2	2,669-3,222	72,569	74,818
Lieut	25	28.66	28.66	2,215-2,669	888,608	901,075
Sgt	53.8	65.66	65.66	1,924-2,319	1,741,787	1,777,684
Off	479.5	560.93	560.93	1,276-2,018	12,384,594	12,649,668
Office Services Supvr II-Gen	1.1	1	1	1,358-1,768	19,914	20,790
Office Techn-Typing	2	1	1	1,214-1,551	17,772	17,772
Office Techn-Gen	1	1	1	1,214-1,551	18,612	18,612
Office Services Supvr I-Typing	1.4	2	2	1,214-1,551	33,180	33,732
Sr Telephone Opr	1	1	1	1,214-1,425	17,100	17,100
Office Asst II-Typing	6.3	7	7	1,048-1,367	98,783	100,103
Office Asst II-Gen	3.5	3	3	1,048-1,309	42,097	42,834
Temporary Help-In-Service Training ..	0.5	-	-	(11,774)	-	-
Temporary Help-Security Clerical	0.2	0.2	0.2	(3,007)	2,392	2,392
Temporary Help-Security	6.1	0.72	0.72	(118,767)	17,433	17,433
Temporary Help-Military Leave	0.3	0.3	0.3	(6,617)	7,260	7,260
Temporary Help Escapes-Emergencies ..	2.1	2.33	2.33	(41,319)	48,039	48,039
Temporary Help	9.7	-	-	(189,156)	-	-
Overtime-In-Service Trng	-	-	-	(162,188)	-	-
Overtime-Military Leave	-	-	-	(6,874)	1,828	1,828
Overtime-Escapes-Emergencies	-	-	-	(55,797)	676,275	676,275
Overtime-Premium Holiday	-	-	-	(154,781)	121,118	121,118
Overtime-Shift Differential	-	-	-	(231,779)	270,669	270,669
Overtime-Casework	-	-	-	-	76,865	76,865
Overtime-Comm Hosp Coverage	-	-	-	(338,445)	92,730	92,730
Overtime	-	-	-	(857,436)	-	-
Totals	599.6	680.8	680.8	\$15,641,731	\$16,815,957	\$17,136,953
Totals, Institution Program	658.3	750.8	750.8	\$17,002,568	\$18,477,470	\$18,839,255
Inmate Support:						
Feeding:						
Food Mgr	0.4	1	1	2,197-2,651	28,476	29,844
Food Administrator I	1	1	1	1,827-2,197	24,024	25,176
Supvng Cook II	1.4	2.63	2.63	1,557-2,051	60,678	74,805
Baker II	1	1	1	1,371-1,786	21,432	21,432
Supvng Cook I	14.4	18.26	18.26	1,371-1,786	366,293	372,805
Butcher-Meat Cutter II	1	1	1	1,371-1,786	21,432	21,432
Office Asst II-Typing	0.4	1	1	1,048-1,367	15,708	15,708
Temporary Help-Feeding	0.4	0.78	0.78	(8,462)	1,160	1,160
Overtime Premium Holiday	-	-	-	(5,024)	3,013	3,013
Overtime	-	-	-	(19,199)	-	-
Totals	20	26.67	26.67	\$434,711	\$542,216	\$565,375
Clothing:						
Materials & Stores Supvr II	2	2	2	1,591-2,098	50,256	50,352
Totals	2	2	2	\$47,723	\$50,256	\$50,352
Medical Services:						
Chief Medical Off	1.1	1	1	4,795-5,639	67,668	67,668
Staff Psychiatrist	1.2	1	1	4,156-5,429	63,336	63,336
Physician & Surgeon	10.7	8	8	3,780-5,429	475,022	483,625
Pharmacist II	1	1	1	2,778-3,052	36,624	36,624
Supvng Nurse III	0.8	1	1	2,472-2,983	31,722	33,244
Nurse Practitioner	0.3	2	2	2,150-2,845	52,004	54,460
Pharmacist I	0.6	1.5	1.5	2,529-2,778	48,571	49,306
Nurse-Anesthetist	0.8	1	1	2,150-2,591	26,103	27,339
Sr Clinical Lab Technologist	1	1.5	1.5	1,912-2,529	41,865	42,409
Supvng Nurse II	1	1	1	2,051-2,472	29,664	29,664
Registered Nurse II	6.5	8.63	8.63	1,706-2,472	194,710	202,310
Registered Nurse III	3	5	5	1,868-2,472	133,320	136,744
Medical Record Off	0.4	1	1	1,768-2,336	21,216	22,248
Sr Medical Tech Asst	3.8	5	5	1,924-2,319	130,318	132,581
Surgical Nurse II	1	1	1	1,868-2,251	27,012	27,012
Phys Therapist II	0.1	1	1	1,827-2,197	26,364	26,364
Surgical Nurse I	-	1	1	1,706-2,051	21,109	22,076
Medical Tech Asst	33.3	45.15	45.15	1,679-2,018	1,008,965	1,039,347
Sr X-Ray Techn	0.8	1	1	1,523-2,002	20,308	21,268
Sr Medical Steno	1.6	2	2	1,331-1,577	34,896	35,592
Medical Transcriber	0.3	1	1	1,191-1,517	17,153	17,889
Office Asst II-Typing	3.7	4	4	1,048-1,367	55,922	57,148
Office Asst II-Gen	0.8	1	1	1,048-1,309	16,296	16,986
Temporary Help-Consultants	25.4	3.7	3.7	(494,327)	162,737	162,737
Temporary Help-Medical	5.9	2.26	2.26	(115,609)	39,269	39,269
Temporary Help	1.4	-	-	(26,674)	-	-
Overtime-Sick Leave Relief	-	-	-	(21,757)	7,924	7,924
Overtime-Premium Holiday	-	-	-	(10,697)	11,176	11,176
Overtime	-	-	-	(93,608)	-	-
Totals	106.5	101.74	101.74	\$2,768,593	\$2,801,274	\$2,866,346

5240 DEPARTMENT OF CORRECTIONS—Continued

ORGANIZATIONAL UNIT Classification	NUMBER OF POSITIONS			EXPENDITURES		
	Filled 1983-84	Authorized 1984-85	Proposed 1985-86	Actual 1983-84	Estimated 1984-85	Proposed 1985-86
SALARY RANGE						
Dental Services:						
Chief Dentist	1	1	1	3,888-4,935	56,448	56,448
Dentist	4.7	6	6	3,440-4,816	312,587	317,000
Dental Lab Techn	2.2	3	3	1,706-2,251	74,976	75,948
Dental Asst	1	3	3	1,177-1,498	46,201	48,115
Totals	8.9	13	13	\$371,993	\$490,212	\$497,511
Facilities Operations:						
Chief - Plant Operation III	1.3	1	1	2,450-2,954	35,448	35,448
Chief - Plant Operation I	0.3	1	1	2,230-2,691	31,780	32,292
Chief Engr I	1	1	1	2,370-2,627	31,524	31,524
Supvr Bldg Trades	0.8	1	1	2,051-2,591	31,092	31,092
Institution Fire Chief	1	1	1	2,113-2,546	30,552	30,552
Electrician Supvr	2	2	2	2,051-2,472	59,328	59,328
Plumber Supvr	1.8	2	2	2,051-2,472	57,766	59,104
Utility Shops Supvr	1	1	1	2,051-2,472	29,664	29,664
Equipmt Maint Supvr	1	1	1	2,002-2,415	28,980	28,980
Stationary Engr	9.8	11	11	1,931-2,361	307,116	308,232
Carpenter Supvr	2	2	2	1,959-2,360	56,640	56,640
Painter Supvr	1	1	1	1,959-2,360	28,320	28,320
Electrician II	0.8	1	1	1,959-2,360	26,810	28,102
Plumber II	1	1	1	1,959-2,360	28,320	28,320
Supvng Groundskeeper II	-	1	1	1,745-2,303	20,940	21,924
Painter II	0.7	1	1	1,868-2,251	25,374	27,516
Carpenter II	1	1	1	1,868-2,251	27,012	27,012
Maint Mechanic	2.9	2	2	1,868-2,251	55,548	55,548
Fusion Welder	1	1	1	1,827-2,197	25,275	26,364
Locksmith	1	1	1	1,786-2,150	25,800	25,800
Electronics Techn	1	1	1	1,630-2,150	25,404	25,800
Materials & Stores Supvr II	1	1	1	1,591-2,098	25,176	25,176
Fire Fighter	1	1	1	1,679-2,018	22,589	22,964
Laundry Supvr II	1	1	1	1,491-1,959	23,508	23,508
Heavy Truck Driver	1	1	1	1,591-1,912	22,944	22,944
Materials & Stores Supvr I	1	2	2	1,401-1,827	38,736	39,468
Laundry Supvr I	1.4	3	3	1,265-1,630	52,464	53,952
Office Asst II-Typing	1.2	2	2	1,048-1,367	29,365	30,708
Temporary Help-Inst. Firefighters	1.5	0.43	0.43	(29,263)	-	25,846
Temporary Help	0.3	-	-	(4,975)	-	-
Overtime-Stationary Engineers	-	-	-	(12,295)	2,817	2,817
Overtime	-	-	-	(24,916)	-	-
Totals	41.8	46.43	46.43	\$1,134,804	\$1,232,138	\$1,244,945
Psychiatric Services:						
Deputy Superintendent	1	1	1	5,278-5,722	68,664	68,664
Chief, Professional Education	-	1	1	5,033-5,694	60,396	63,336
Chief Psychiatrist	1.6	2	2	4,795-5,639	115,080	120,792
Sr Psychiatrist	3.5	4	4	4,571-5,560	241,572	246,948
Staff Psychiatrist	10.9	10	10	4,156-5,429	620,447	628,771
Health Services Administrator II	0.6	1	1	2,913-3,518	38,593	40,475
Prog Administrator	2.7	3	3	2,861-3,458	122,896	124,164
Counselor III	1	1	1	2,669-3,222	38,664	38,664
Sr Psychologist	1	1	1	2,651-3,200	38,400	38,400
Counselor II	10.7	10	10	2,431-2,930	337,269	341,991
Staff Psychologist-Clinical	7.5	9.2	9.2	2,415-2,913	294,373	303,293
Staff Psychologist-Counseling	1	1	1	2,415-2,913	34,956	34,956
Teacher-Recr & Physical Educ	-	1	1	1,827-2,778	21,924	22,944
Registered Nurse III	3	3	3	1,868-2,472	83,688	83,688
Supvng Psychiatric Nurse	1	1	1	2,051-2,472	29,664	29,664
Registered Nurse II	14.2	17	17	1,706-2,472	383,327	391,236
Sr Medical Tech Asst	1.5	2	2	1,924-2,319	55,448	55,656
Psychiatric Social Worker	0.9	1	1	1,827-2,197	26,364	26,364
Sr Occupational Therapist	1	1	1	1,745-2,098	25,176	25,176
Medical Tech Asst	46.4	48	48	1,679-2,018	1,122,118	1,143,968
Recr Therapist	1.5	2	2	1,523-1,827	40,608	41,466
Occupational Therapist	1	1	1	1,523-1,827	20,624	21,596
Sr Medical Transcriber	0.6	1	1	1,331-1,729	18,287	18,794
Janitor Supvr II	0.9	1	1	1,239-1,591	14,868	15,456
Sr Medical Steno	1	1	1	1,331-1,577	18,638	18,924
Medical Transcriber	5.2	6	6	1,191-1,517	93,744	96,492
Office Asst II-Typing	3	3	3	1,048-1,367	39,079	40,361
Key Data Opr	-	1	1	976-1,309	12,090	12,522
Office Asst I-Typing	-	1	1	976-1,126	12,156	12,546
Temporary Help-Consultants	0.4	0.2	0.2	(7,702)	14,632	14,632
Temporary Help-Clerical	0.3	0.3	0.3	(5,768)	3,835	3,835
Temporary Help-Psychiatric Services ..	3.3	0.69	0.69	(63,533)	69,612	69,612
Temporary Help	2.3	-	-	(46,320)	-	-
Overtime-Sick Leave Relief	-	-	-	(10,285)	7,860	7,860
Overtime-Premium Holiday	-	-	-	(18,114)	4,577	4,577
Overtime	-	-	-	(79,274)	-	-
Totals	129	136.39	136.39	\$3,704,709	\$4,129,629	\$4,207,823
Counseling Services:						
Counselor II	1	3	3	2,431-2,930	93,619	96,387
Counselor I	4.6	6	6	2,215-2,669	183,155	187,288
Office Asst II-Typing	0.4	1	1	1,048-1,367	15,074	15,120

5240 DEPARTMENT OF CORRECTIONS—Continued

1
2
3
4
5
6
7
8
9
10
11
12
13
14
15
16
17
18
19
20
21
22
23
24
25
26
27
28
29
30
31
32
33
34
35
36
37
38
39
40
41
42
43
44
45
46
47
48
49
50
51
52
53
54
55
56
57
58
59
60
61
62
63
64
65
66
67
68
69
70
71
72
73
74
75
76
77
78
79
80
81
82
83
84
85
86
87
88
89
90
91
92
93
94
95
96
97
98

ORGANIZATIONAL UNIT Classification	NUMBER OF POSITIONS			EXPENDITURES		
	Filled 1983-84	Authorized 1984-85	Proposed 1985-86	Actual 1983-84	Estimated 1984-85	Proposed 1985-86
SALARY RANGE						
Overtime Group Counseling	-	-	-	-	11,313	11,313
Overtime	-	-	-	(725)	-	-
Totals	6	10	10	\$171,568	\$303,161	\$310,108
Records:						
Counselor III	0.9	1	1	2,669-3,222	36,864	38,664
Counselor II	2	2	2	2,431-2,930	70,320	70,320
Counselor I	1	1	1	2,215-2,669	32,028	32,028
Records Mgr	1	1	1	2,002-2,651	29,664	31,080
Records Supvr	0.9	2	2	1,745-2,303	44,154	46,236
Records Specialist	3.6	3	3	1,523-2,002	62,668	63,540
Office Services Supvr II-Gen	0.7	1	1	1,358-1,768	16,296	17,052
Records Asst	-	1	1	1,342-1,745	16,104	16,812
Office Services Supvr I-Gen	-	1	1	1,214-1,551	14,890	15,463
Office Techn-Typing	1.8	1	1	1,214-1,551	17,100	17,100
Office Asst II-Typing	8.3	9	9	1,048-1,367	128,191	130,754
Office Asst II-Gen	0.4	7	7	1,048-1,309	92,883	95,886
Asst Clk	0.6	2	2	832-950	21,312	21,908
Temporary Help	4.6	-	-	(89,919)	-	-
Overtime	-	-	-	(15,198)	-	-
Totals	25.8	32	32	\$531,571	\$582,474	\$596,843
Leisure-Time Activities:						
Teacher-Recr & Physical Educ	3	3	3	1,827-2,778	94,128	95,496
Recr Therapist	1	1	1	1,523-1,827	21,350	21,924
Totals	4	4	4	\$110,315	\$115,478	\$117,420
Religion:						
Catholic Chaplain	1	1	1	2,002-2,415	28,980	28,980
Protestant Chaplain	1	1	1	2,002-2,415	28,980	28,980
Temporary Help-Jewish Chaplain	0.2	0.2	0.2	(3,919)	5,788	5,788
Totals	2.2	2.2	2.2	\$60,235	\$63,748	\$63,748
Totals, Inmate Support	346.2	374.43	374.43	\$9,336,222	\$10,310,586	\$10,520,471
Inmate Training:						
Academic Education:						
Supvr - Correctional Educ Programs ..	1	1	1	2,778-3,357	39,028	40,284
Supvr - Academic Instruction	0.7	1	1	2,529-3,052	30,348	31,812
Teacher-Elementary Education	1	1	1	1,827-2,778	30,958	32,447
Teacher-Bus Education	1	1	1	1,827-2,778	33,336	33,336
Teacher-Arts & Crafts	1	1	1	1,827-2,778	28,868	30,234
Teacher-High School Education	5.2	6	6	1,827-2,778	165,399	168,840
Sr Librarian	1	1	1	1,959-2,360	28,320	28,320
Materials & Stores Supvr I	1.9	2	2	1,401-1,827	43,848	43,848
Office Services Supvr I-Typing	1	1	1	1,214-1,551	18,612	18,612
Temporary Help-Academic Relief	-	0.2	0.2	-	10,070	10,070
Totals	13.8	15.2	15.2	\$387,662	\$428,787	\$437,803
Vocational Education:						
Supvr-Voc Instruction	0.6	1	1	2,529-3,052	33,876	35,512
Instructor-Electronics	1	1	1	1,827-2,778	33,336	33,336
Instructor-Baking	0.8	1	1	1,827-2,778	21,924	22,944
Instructor-Mill & Cabinet Work	1	1	1	1,827-2,778	33,336	33,336
Instructor-Landscape Gardening	1	1	1	1,827-2,778	32,066	33,336
Instructor-Janitorial Service	-	1	1	1,827-2,778	22,094	23,124
Instructor-Eyewear	1	1	1	1,827-2,778	33,336	33,336
Instructor-Radiologic Techn	1	1	1	1,827-2,778	29,892	31,324
Temporary Help-Instructors	-	0.3	0.3	-	12,586	12,586
Overtime	-	-	-	(1,065)	-	-
Totals	6.4	8.3	8.3	\$195,984	\$252,446	\$258,834
Totals, Inmate Training	20.2	23.5	23.5	\$583,646	\$681,233	\$696,637
Administration:						
C.E.A. III	1	1	1	3,357-4,464	52,116	53,464
C.E.A. II	1	1	1	3,052-4,057	48,402	48,684
Administrator	1.8	1	1	3,144-3,801	45,612	45,612
Community Resources Mgr	1	1	1	2,591-3,128	37,536	37,536
Bus Mgr II	1	1	1	2,450-2,954	29,400	30,780
Research Prog Spec I-Soc-Behavioral ..	1	1	1	2,415-2,913	34,956	34,956
Sr Acctg Off-Supvr	1	1	1	2,197-2,651	31,812	31,812
Procurement & Services Off II	1	1	1	2,127-2,565	30,780	30,780
Warehouse Mgr II	1.1	1	1	1,912-2,529	30,006	30,348
Materials & Stores Supvr II	2	2	2	1,591-2,098	50,352	50,352
Property Clk II	0.9	1	1	1,591-2,098	19,024	19,917
Personnel Asst III	0.5	1	1	1,611-1,939	22,758	23,268
Materials & Stores Supvr I	2.9	3	3	1,401-1,827	65,772	65,772
Accountant I-Supvr	1	2	2	1,401-1,827	38,736	39,468
Office Services Supvr II-Gen	-	1	1	1,358-1,768	16,296	17,052
Exec Secty I	1	1	1	1,389-1,653	19,836	19,836
Office Techn-Typing	1.4	2	2	1,214-1,551	32,309	33,653
Personnel Asst I	5.5	6	6	1,126-1,551	100,224	102,456
Office Services Supvr I-Typing	0.6	1	1	1,214-1,551	14,568	15,120
Acctg Techn	4.1	5	5	1,214-1,551	81,948	83,052
Office Asst II-Typing	5.1	4.5	4.5	1,048-1,367	63,607	64,447

5240 DEPARTMENT OF CORRECTIONS—Continued

1
2
3
4
5
6
7
8
9
10
11
12
13
14
15
16
17
18
19
20
21
22
23
24
25
26
27
28
29
30
31
32
33
34
35
36
37
38
39
40
41
42
43
44
45
46
47
48
49
50
51
52
53
54
55
56
57
58
59
60
61
62
63
64
65
66
67
68
69
70
71
72
73
74
75
76
77
78
79
80
81
82
83
84
85
86
87
88
89
90
91
92
93
94
95
96
97
98

ORGANIZATIONAL UNIT Classification	NUMBER OF POSITIONS			EXPENDITURES		
	Filled 1983-84	Authorized 1984-85	Proposed 1985-86	Actual 1983-84	Estimated 1984-85	Proposed 1985-86
				SALARY RANGE		
Acct Clk II	3.6	6	6	1,087-1,367	78,496	85,754
Office Asst II-Gen	1.1	3	3	1,048-1,309	40,198	41,524
Office Asst I-Gen	-	1	1	944-1,087	16,020	16,020
Asst Clk	-	0.5	0.5	832-950	5,292	5,440
Temporary Help-Self Help	1.5	-	-	(29,347)	10,873	10,873
Temporary Help	1.6	-	-	(31,521)	-	-
Overtime	-	-	-	(350,578)	-	-
Totals	42.7	49	49	\$1,296,025	\$1,016,929	\$1,037,976
Reimbursement Services:						
Care Of County Prisoners:						
Pharmacist I	0.8	1	1	2,529-2,778	33,336	33,336
Sr Clinical Lab Technologist	1	1	1	1,912-2,529	30,348	30,348
Medical Transcriber	1	1	1	1,191-1,517	16,740	16,740
Focus Recruitment:						
Off	1.6	10	10	1,276-2,018	210,840	221,520
Asst Clk	-	4	4	832-950	39,936	41,232
City of Vacaville Ballpark:						
Off	-	0.5	0.5	1,276-2,018	11,030	11,030
Temporary Help-Acctg	-	0.4	0.4	-	4,842	4,842
Overtime-City of Vacaville Ballpark	-	-	-	-	7,889	7,889
Overtime-IWF Storekeeper	-	-	-	-	5,629	5,629
Overtime-CIRF Farming	-	-	-	-	7,740	7,740
Totals	4.4	17.9	17.9	\$22,121	\$368,330	\$380,306
Totals, Administration	47.1	66.9	66.9	\$1,318,146	\$1,385,259	\$1,418,282
Totals, California Medical Facility	1,071.8	1,215.63	1,215.63	\$28,241,082	\$30,854,548	\$31,474,645
Regular/Ongoing Positions	1,003.7	1,202.62	1,202.62	24,423,400	29,103,751	29,728,848
Temporary Help	68.1	13.01	13.01	1,330,791	436,374	436,374
Overtime	-	-	-	2,486,891	1,309,423	1,309,423
California Men's Colony						
Institution Program:						
Security:						
Correctional Administrator	1.7	3	3	3,144-3,801	123,864	127,680
Capt	2	2	2	2,669-3,222	70,692	72,252
Lieut	25.7	35	35	2,215-2,669	1,012,240	1,057,583
Sgt	51.9	79	79	1,924-2,319	2,066,174	2,114,472
Off	293.2	513.62	513.62	1,276-2,018	11,406,458	11,919,352
Office Services Supvr II-Gen	1	1	1	1,358-1,768	19,839	20,719
Office Techn-Typing	1	1	1	1,214-1,551	17,100	17,100
Secty	1.8	2	2	1,236-1,512	34,896	34,896
Office Asst II-Typing	6.2	9	9	1,048-1,367	121,776	127,377
Office Asst II-Gen	0.5	2	2	1,048-1,309	26,445	26,820
Office Asst I-Typing	0.4	1	1	976-1,126	12,156	12,546
Temporary Help-Security	0.1	1.41	1.41	(2,222)	18,735	18,735
Temporary Help-Military Leave	-	1.1	1.1	(695)	24,204	24,204
Temporary Help-Escapes and Emergencies	-	2.96	2.96	(148)	72,573	72,573
Temporary Help	26.7	-	-	(519,902)	-	-
Overtime-Camp Operations	-	-	-	(3,693)	5,477	5,477
Overtime-Military Leave	-	-	-	(128)	3,747	3,747
Overtime-Escapes and Emergency	-	-	-	-	315,519	315,519
Overtime-National Guard	-	-	-	(38,456)	2,277	2,277
Overtime-Shift Differential	-	-	-	(147,972)	170,463	170,463
Overtime-Premium Holiday	-	-	-	(109,354)	100,671	100,671
Overtime-Casework	-	-	-	-	62,357	62,357
Overtime-Community Hosp Coverage	-	-	-	(55,757)	15,421	15,421
Overtime	-	-	-	(1,038,368)	-	-
Totals, Institution Program	412.2	654.09	654.09	\$10,918,566	\$15,703,084	\$16,322,241
Inmate Support:						
Feeding:						
Instructor-Baking	1	1	1	1,827-2,778	30,836	32,320
Food Mgr	1	1	1	2,197-2,651	31,080	31,812
Food Administrator	-	1	1	2,197-2,651	21,924	22,944
Supvng Cook II	1.5	2	2	1,557-2,051	48,396	49,224
Baker II	0.8	1	1	1,371-1,786	20,952	21,432
Supvng Cook I	10.4	18.15	18.15	1,371-1,786	337,236	354,045
Butcher-Meat Cutter II	-	1	1	1,371-1,786	17,892	18,684
Office Asst II-Typing	0.4	1	1	1,048-1,367	15,708	15,708
Temporary Help-Feeding	-	0.89	0.89	-	14,931	14,931
Overtime-Premium Holiday	-	-	-	(2,684)	2,725	2,725
Overtime	-	-	-	(949)	-	-
Totals	15.1	27.04	27.04	\$309,470	\$541,680	\$563,825
Clothing:						
Materials & Stores Supvr II	1	1	1	1,591-2,098	25,176	25,176
Materials & Stores Supvr I	1.1	2	2	1,401-1,827	43,848	43,848
Warehouse Worker	1.3	3	3	1,401-1,666	56,532	57,894
Totals	3.4	6	6	\$72,703	\$125,556	\$126,918

5240 DEPARTMENT OF CORRECTIONS—Continued

1
2
3
4
5
6
7
8
9
10
11
12
13
14
15
16
17
18
19
20
21
22
23
24
25
26
27
28
29
30
31
32
33
34
35
36
37
38
39
40
41
42
43
44
45
46
47
48
49
50
51
52
53
54
55
56
57
58
59
60
61
62
63
64
65
66
67
68
69
70
71
72
73
74
75
76
77
78
79
80
81
82
83
84
85
86
87
88
89
90
91
92
93
94
95
96
97
98

ORGANIZATIONAL UNIT Classification	NUMBER OF POSITIONS			EXPENDITURES		
	Filled 1983-84	Authorized 1984-85	Proposed 1985-86	Actual 1983-84	Estimated 1984-85	Proposed 1985-86
Medical Services:				SALARY RANGE		
Chief Medical Off	1	1	1	4,795-5,639	67,668	67,668
Physician & Surgeon	4.3	8.5	8.5	3,780-5,429	471,722	500,304
Pharmacist II	1	1	1	2,778-3,052	36,624	36,624
Nurse Practitioner	-	1.63	1.63	2,150-2,845	46,162	48,352
Pharmacist I	1	2	2	2,529-2,778	62,316	63,684
Nurse-Anesthetist	1	1	1	2,150-2,591	31,092	31,092
Sr Clinical Lab Technologist	1	1	1	1,912-2,529	30,348	30,348
Registered Nurse II	6.6	7	7	1,706-2,472	171,272	172,284
Registered Nurse III	1	1	1	1,868-2,472	29,440	29,664
Supvng Nurse II	1	1	1	2,051-2,472	29,664	29,664
Sr Medical Tech Asst	3.4	3.5	3.5	1,924-2,319	78,356	102,950
Clinical Lab Technologist	1	1	1	1,827-2,303	27,636	27,636
Surgical Nurse II	1	1	1	1,868-2,251	24,428	25,602
Phys Therapist II	1	1	1	1,827-2,197	26,364	26,364
Supvng Cook II	1	1	1	1,557-2,051	23,417	24,520
Medical Tech Asst	12.9	27.67	27.67	1,679-2,018	575,015	611,373
Sr X-Ray Techn	1	1	1	1,523-2,002	24,024	24,024
Sr Medical Steno	1	2	2	1,331-1,577	34,896	35,592
Medical Transcriber	1.4	3	3	1,191-1,517	40,854	44,782
Office Asst II-Typing	-	1	1	1,048-1,367	12,954	13,374
Temporary Help-Medical	0.2	0.02	0.02	(5,004)	872	872
Overtime-Premium Medical	-	-	-	(19,989)	12,879	12,879
Overtime-Premium Holiday	-	-	-	(12,096)	9,192	9,192
Totals	41.8	67.32	67.32	\$1,231,029	\$1,867,195	\$1,968,844
Dental Services:						
Chief Dentist	1	1	1	3,888-4,935	59,220	59,220
Dentist	4.4	9.13	9.13	3,440-4,816	437,300	473,508
Dental Lab Techn	1	2	2	1,706-2,251	45,692	50,338
Medical Tech Asst	-	-	-	1,679-2,018	-	-
Dental Asst	0.5	5	5	1,177-1,498	73,602	79,156
Totals	6.9	17.13	17.13	\$327,735	\$615,814	\$662,222
Facilities Operations:						
Chief - Plant Operation III	1	1	1	2,450-2,954	29,400	30,780
Chief - Plant Operation I	1	2	2	2,230-2,691	59,052	60,324
Chief Engr I	1	1	1	2,370-2,627	31,524	31,524
Supvr Bldg Trades	1	1	1	2,051-2,591	31,092	31,092
Institution Fire Chief	1	1	1	2,113-2,546	27,724	29,060
Plumber Supvr	1	1	1	2,051-2,472	29,664	29,664
Electrician Supvr	1	1	1	2,051-2,472	29,664	29,664
Water & Sewage Plant Supvr	2	2	2	2,146-2,361	56,664	56,664
Stationary Engr	10	14.63	14.63	1,931-2,361	414,497	414,497
Plumber II	2	5	5	1,959-2,360	108,610	137,651
Electrician II	1	3	3	1,959-2,360	51,970	81,011
Painter Supvr	1	1	1	1,959-2,360	28,320	28,320
Carpenter Supvr	0.7	1	1	1,959-2,360	28,320	28,320
Supvng Groundskeeper II	0.3	1	1	1,745-2,303	26,788	27,636
Maint Mechanic	3.8	5	5	1,868-2,251	128,558	133,650
Electrician I	3.8	4	4	1,868-2,251	105,630	107,745
Plumber I	1	1	1	1,868-2,251	24,612	25,800
Painter II	2.9	4	4	1,868-2,251	98,837	105,729
Carpenter II	3	4	4	1,868-2,251	100,536	106,638
Fusion Welder	1	1	1	1,827-2,197	26,364	26,364
Auto Pool Mgr I	1	1	1	1,666-2,197	26,364	26,364
Locksmith	2	2	2	1,786-2,150	51,600	51,600
Lead Auto Mechanic	0.4	1	1	1,745-2,098	20,940	21,924
Materials & Stores Supvr II	1	1	1	1,591-2,098	25,176	25,176
Supvng Groundskeeper I	0.8	1	1	1,591-2,098	23,124	24,216
Fire Fighter	1.2	2	2	1,679-2,018	47,962	48,432
Auto Mechanic	0.8	1	1	1,666-2,002	22,349	23,394
Heavy Truck Driver	1	1	1	1,591-1,912	22,944	22,944
Materials & Stores Supvr I	2.6	2	2	1,401-1,827	43,848	43,848
Lead Groundskeeper	1.6	2	2	1,401-1,827	40,948	41,841
Warehouse Worker	-	1	1	1,401-1,666	15,230	18,956
Office Asst I-Gen	0.8	1	1	944-1,087	14,304	14,844
Temporary Help-Institution Firefighter	1.4	0.8	0.8	(26,996)	22,647	22,647
Overtime-Water & Sewage	-	-	-	(5,384)	2,809	2,809
Totals	54.1	71.43	71.43	\$1,418,891	\$1,818,071	\$1,911,128
Psychiatric Services:						
Chief Psychiatrist	1	1	1	4,795-5,639	66,720	66,720
Sr Psychiatrist	2	4	4	4,571-5,560	223,288	246,052
Staff Psychiatrist	2	2	2	4,156-5,429	128,484	128,484
Physician & Surgeon	1	1	1	3,780-5,429	63,336	63,336
C.E.A. III	1	1	1	3,357-4,464	68,328	68,328
Counselor III	1	1	1	2,669-3,222	38,664	38,664
Sr Psychologist	1	1	1	2,651-3,200	38,400	38,400
Counselor II	6.7	7	7	2,431-2,930	244,155	246,120
Staff Psychologist-Clinical	4.8	6	6	2,415-2,913	186,554	196,941
Counselor I	3.9	4	4	2,215-2,669	119,496	122,106
Supvng Psychiatric Nurse	0.6	1	1	2,051-2,472	24,612	25,800
Registered Nurse III	1	1	1	1,868-2,472	29,664	29,664
Sr Medical Tech Asst	2	2	2	1,924-2,319	55,656	55,656
Psychiatric Social Worker	1	1	1	1,827-2,197	25,080	26,265

5240 DEPARTMENT OF CORRECTIONS—Continued

ORGANIZATIONAL UNIT Classification	NUMBER OF POSITIONS			EXPENDITURES		
	Filled 1983-84	Authorized 1984-85	Proposed 1985-86	Actual 1983-84	Estimated 1984-85	Proposed 1985-86
				SALARY RANGE		
Sr Occupational Therapist	1	1	1	1,745-2,098	25,176	25,176
Medical Tech Asst	21.2	22	22	1,679-2,018	509,217	518,739
Sr Medical Transcriber	2	2	2	1,331-1,729	39,552	39,672
Medical Transcriber	6	6	6	1,191-1,517	98,525	99,488
Steno.....	1	1	1	1,029-1,339	15,396	15,396
Temporary Help-Peer Counseling	1.1	0.5	0.5	(21,119)	38,474	38,474
Temporary Help-Psychiatric Services ..	0.1	0.6	0.6	(2,147)	11,891	11,891
Overtime	-	-	-	(14,492)	-	-
Totals	61.4	66.1	66.1	\$1,807,106	\$2,050,668	\$2,101,372
Counseling Services:						
Correctional Administrator	0.9	1	1	3,144-3,801	41,188	43,184
Prog Administrator	4.6	6	6	2,861-3,458	240,065	243,075
Counselor III	0.7	2	2	2,669-3,222	58,718	66,916
Counselor II	4.1	6	6	2,431-2,930	197,883	206,122
Counselor I	9.5	22	22	2,215-2,669	588,547	656,562
Overtime-Group Counseling	-	-	-	-	5,440	5,440
Totals	19.8	37	37	\$658,040	\$1,131,841	\$1,221,299
Records:						
Records Mgr	1	1	1	2,002-2,651	26,788	28,084
Records Supvr	1.1	2	2	1,745-2,303	46,280	47,270
Records Specialist	3.4	6	6	1,523-2,002	114,627	121,833
Office Services Supvr II-Gen	1	1	1	1,358-1,768	19,272	19,332
Case Records Asst	1	3	3	1,342-1,745	48,371	50,497
Office Services Supvr I-Typing	2.6	2	2	1,214-1,551	31,296	32,634
Office Asst II-Typing	13.5	33	33	1,048-1,367	391,965	451,065
Word Processing Techn	3.8	4	4	1,048-1,309	57,510	59,035
Prog Techn I-Corrs Recds	-	2	2	1,126-1,309	27,168	28,080
Overtime	-	-	-	(548)	-	-
Totals	27.4	54	54	\$424,653	\$763,277	\$837,830
Leisure-Time Activities:						
Teacher-Recr & Physical Educ	2	3	3	1,827-2,778	91,848	93,036
Totals	2	3	3	\$64,788	\$91,848	\$93,036
Religion:						
Catholic Chaplain	1	2	2	2,002-2,415	53,004	54,156
Protestant Chaplain	1	2	2	2,002-2,415	53,004	54,156
Temporary Help-Muslim Chaplain.....	-	0.3	0.3	-	7,420	7,420
Temporary Help-Jewish Chaplain	-	0.2	0.2	-	5,117	5,117
Overtime-Religion	-	-	-	-	1,123	1,123
Totals	2	4.5	4.5	\$56,316	\$119,668	\$121,972
Totals, Inmate Support	233.9	353.52	353.52	\$6,370,731	\$9,125,618	\$9,608,446
Inmate Training:						
Academic Education:						
Supvr Educ Programs	0.7	1	1	2,778-3,357	39,028	40,284
Supvr - Academic Instruction	0.9	1	1	2,529-3,052	34,686	36,346
Teacher-Elementary Educ	1.4	6.12	6.12	1,827-2,778	131,981	172,339
Teacher-High School Educ	0.2	4	4	1,827-2,778	108,864	112,428
Teacher-Academic Instruction	-	12	12	1,827-2,778	241,270	314,487
Sr Librarian	0.9	1	1	1,959-2,360	28,320	28,320
Office Services Supvr I-Typing	1	1	1	1,214-1,551	18,612	18,612
Office Asst II-Typing	-	3	3	1,048-1,367	36,668	40,052
Teaching Asst	0.5	1	1	1,156-1,347	14,909	15,440
Temporary Help-Academic	-	1.62	1.62	-	12,586	12,586
Totals	5.6	31.74	31.74	\$149,734	\$666,924	\$790,894
Vocational Education:						
Supvr - Voc Instruction	1.1	3	3	2,529-3,052	91,587	99,414
Instructor-Welding	1.4	4.12	4.12	1,827-2,778	104,319	109,256
Instructor-Sewing Machine	1	1	1	1,827-2,778	33,336	33,336
Instructor-Arts & Crafts	-	1	1	1,827-2,778	25,176	26,364
Instructor-Sheet Metal Work	1	1	1	1,827-2,778	27,748	29,094
Instructor-Shoemaking	1	1	1	1,827-2,778	32,066	33,336
Instructor-TWX Repair	1	1	1	1,827-2,778	33,336	33,336
Instructor-Industrial Arts	0.8	1	1	1,827-2,778	25,176	26,364
Instructor-Landscape Gardening	1	1	1	1,827-2,778	33,336	33,336
Instructor-Mach Shop	0.7	2.12	2.12	1,827-2,778	53,373	55,892
Instructor-Mechanical Drawing	1	1	1	1,827-2,778	33,336	33,336
Instructor-Auto Mechanics	1.1	3	3	1,827-2,778	78,522	82,262
Instructor-Baking	0.8	0.8	0.8	1,827-2,778	26,669	26,669
Instructor.....	-	2.8	2.8	1,827-2,778	58,744	73,265
Instructor-Dry Cleaning Work	1	1	1	1,827-2,778	33,336	33,336
Instructor-Electronics	1.3	4.12	4.12	1,827-2,778	110,037	114,492
Instructor-Auto Repair	-	1	1	1,827-2,778	25,176	26,364
Temporary Help-Sabbatical	0.2	-	-	(4,949)	-	-
Overtime	-	-	-	(2,393)	-	-
Totals	14.4	29.96	29.96	\$442,825	\$825,273	\$869,452
Total Inmate Training	20	61.7	61.7	\$592,559	\$1,492,197	\$1,660,346

5240 DEPARTMENT OF CORRECTIONS—Continued

1
2
3
4
5
6
7
8
9
10
11
12
13
14
15
16
17
18
19
20
21
22
23
24
25
26
27
28
29
30
31
32
33
34
35
36
37
38
39
40
41
42
43
44
45
46
47
48
49
50
51
52
53
54
55
56
57
58
59
60
61
62
63
64
65
66
67
68
69
70
71
72
73
74
75
76
77
78
79
80
81
82
83
84
85
86
87
88
89
90
91
92
93
94
95
96
97
98

ORGANIZATIONAL UNIT Classification	NUMBER OF POSITIONS			EXPENDITURES		
	Filled 1983-84	Authorized 1984-85	Proposed 1985-86	Actual 1983-84	Estimated 1984-85	Proposed 1985-86
Administration:				SALARY RANGE		
Warden	0.9	1	1	3,780-4,571	52,523	54,317
C.E.A. II	0.8	1	1	3,052-4,057	48,684	48,684
Correctional Administrator	2	2	2	3,144-3,801	91,224	91,224
Bus Mgr II	1	1	1	2,450-2,954	35,448	35,448
Voc Instructor-Auto Mechanics	1	1	1	1,827-2,778	30,708	30,708
Sr Acctg Off-Supvr	1	1	1	2,197-2,651	31,812	31,812
Procurement & Services Off II	1	1	1	2,127-2,565	30,780	30,780
Warehouse Mgr II	0.9	1	1	1,912-2,529	29,550	30,348
Bus Service Off I	-	1	1	1,827-2,197	21,924	22,944
Property Clk II	1	1	1	1,591-2,098	25,176	25,176
Materials & Stores Supvr II	2	2	2	1,591-2,098	49,968	50,352
Auto Equipt Opr I	1	1	1	1,523-1,827	19,992	19,992
Accountant I - Supvr	1	1	1	1,401-1,827	21,924	21,924
Materials & Stores Supvr I	1.2	2	2	1,401-1,827	43,848	43,848
Personnel Asst II	1	1	1	1,481-1,768	21,216	21,216
Accountant Trainee	-	1	1	1,467-1,673	14,930	18,640
Pest Control Techn	1	1	1	1,523-1,666	19,092	19,092
Exec Secty I	1	1	1	1,389-1,653	19,836	19,836
Janitor Supvr II	0.8	1	1	1,239-1,591	14,868	15,456
Mgt Services Techn	1	1	1	1,177-1,565	17,976	18,780
Acctg Techn	3.3	6	6	1,214-1,551	95,854	98,481
Office Services Supvr I	-	1	1	1,214-1,551	12,140	15,028
Personnel Asst I	4.3	5	5	1,126-1,551	89,338	89,911
Secty	1.2	2	2	1,236-1,512	32,280	32,844
Acct Clk II	5.8	10.5	10.5	1,087-1,367	138,635	149,438
Office Asst II-Typing	0.5	1	1	1,048-1,367	14,890	15,120
Steno	1	1	1	1,029-1,339	15,396	15,396
Office Asst II-Gen	1	1	1	1,048-1,309	14,568	15,120
Temporary Help-Self Help	0.5	-	-	(10,703)	19,414	19,414
Temporary Help	0.1	-	-	(2,777)	-	-
Totals	37.3	50.5	50.5	\$825,271	\$1,073,994	\$1,101,329
Reimbursement Services:						
Employee Services:						
Supvng Cook I	1.1	1.9	1.9	1,371-1,786	37,535	38,248
Overtime	-	-	-	(6,567)	-	-
Totals	1.1	1.9	1.9	\$29,695	\$37,535	\$38,248
Focus Recruitment:						
Correctional Off	2.2	5	5	1,276-2,018	106,167	111,156
Asst Clk	-	2	2	942-1,076	21,000	21,888
Totals	2.2	7	7	\$45,060	\$127,167	\$133,044
Water And Sewer Services:						
Lab Techn-Chemical Analysis	1	1	1	1,491-1,786	19,195	20,092
Totals	1	1	1	\$17,846	\$19,195	\$20,092
Total Reimbursement Services	4.3	9.9	9.9	\$92,601	\$183,897	\$191,384
Total Administration	41.6	60.4	60.4	\$917,872	\$1,257,891	\$1,292,713
Totals, California Men's Colony	707.7	1,129.71	1,129.71	\$18,799,728	\$27,578,790	\$28,883,746
Regular/Ongoing	677.3	1,119.31	1,119.31	16,750,803	26,619,826	27,924,782
Temporary Help	30.4	10.40	10.40	596,662	248,864	248,864
Overtime	-	-	-	1,452,263	710,100	710,100
California Rehabilitation Center						
Institution Program:						
Security:						
Correctional Administrator	1	1	1	3,144-3,801	45,612	45,612
Capt	1	1	1	2,669-3,222	35,302	37,014
Lieut	18.9	21	21	2,215-2,669	648,059	662,246
Sgt	40.7	48	48	1,924-2,319	1,278,215	1,308,979
Off	386.9	437.23	437.23	1,276-2,018	10,009,243	10,278,028
Office Services Supvr I-Typing	0.7	1	1	1,214-1,551	16,172	16,868
Office Asst II-Typing	1	1	1	1,048-1,367	15,708	15,708
Temporary Help-Security	-	1.41	1.41	-	26,705	26,705
Temporary Help-Military Leave	0.25	0.5	0.5	(4,956)	12,102	12,102
Temporary Help-Escapes and Emergencies	0.15	-	-	(2,944)	11,194	11,194
Temporary Help	19.47	-	-	(279,744)	-	-
Overtime-Military Leave	-	-	-	(16,617)	5,383	5,383
Overtime-Escapes and Emergencies	-	-	-	(225,630)	89,034	89,034
Overtime-Premium Holiday Security	-	-	-	(49,339)	91,257	91,257
Overtime-Night Shift Differential	-	-	-	(210,931)	304,024	304,024
Overtime-Casework	-	-	-	-	5,619	5,619
Overtime-Community Hosp Coverage	-	-	-	(53,672)	57,340	57,340
Overtime	-	-	-	(994,609)	-	-
Totals, Security	470.07	512.14	512.14	\$12,042,454	\$12,650,969	\$12,967,113
Totals, Institution Program	470.07	512.14	512.14	\$12,042,454	\$12,650,969	\$12,967,113

5240 DEPARTMENT OF CORRECTIONS—Continued

ORGANIZATIONAL UNIT Classification	NUMBER OF POSITIONS			EXPENDITURES		
	Filled 1983-84	Authorized 1984-85	Proposed 1985-86	Actual 1983-84	Estimated 1984-85	Proposed 1985-86
Inmate Support:						
Feeding:						
Instructor-Culinary Arts	6.4	7	7	1,827-2,778	231,828	231,828
Instructor-Meat Cutting	1	1	1	1,827-2,778	31,202	32,701
Food Mgr	1	1	1	2,197-2,651	31,812	31,812
Supvng Cook II	1.9	2	2	1,557-2,051	48,029	49,132
Butcher-Meat Cutter II	0.2	1	1	1,371-1,786	21,432	21,432
Supvng Cook I	16.4	19	19	1,371-1,786	370,877	385,021
Baker II	0.7	1	1	1,371-1,786	18,420	19,268
Office Services Supvr I-Typing	1	1	1	1,214-1,551	18,612	18,612
Temporary Help-Feeding	-	0.91	0.91	-	16,897	16,897
Temporary Help	1.09	-	-	(21,326)	-	-
Overtime-Premium Holiday Feeding ..	-	-	-	(14,973)	7,151	7,151
Overtime	-	-	-	(31,383)	-	-
Totals, Feeding	29.69	33.91	33.91	\$711,133	\$796,260	\$813,854
Clothing:						
Materials & Stores Supvr II	2	2	2	1,591-2,098	50,352	50,352
Materials & Stores Supvr I	0.9	1	1	1,401-1,827	21,924	21,924
Totals, Clothing	2.9	3	3	\$68,898	\$72,276	\$72,276
Medical Services:						
Chief Medical Off	0.7	1	1	4,795-5,639	57,540	60,396
Physician & Surgeon	3.9	4	4	3,780-5,429	250,404	250,404
Pharmacist II	1	1	1	2,778-3,052	36,624	36,624
Instructor-Radiologic Techn	1	1	1	1,827-2,778	33,336	33,336
Sr Clinical Lab Technologist	1	1	1	1,912-2,529	30,348	30,348
Registered Nurse III	2.9	3	3	1,868-2,472	84,089	85,123
Registered Nurse II	6.9	9	9	1,706-2,472	210,043	218,288
Supvng Nurse II	1	1	1	2,051-2,472	29,664	29,664
Medical Record Off	1	1	1	1,768-2,336	27,290	28,032
Sr Medical Tech Asst	1	1	1	1,924-2,319	26,788	27,828
Off	3.8	4	4	1,276-2,018	94,440	96,676
Medical Tech Asst	11.1	12	12	1,679-2,018	267,309	276,464
Medical Transcriber	1	1	1	1,191-1,517	15,414	16,056
Sr Lab Asst	0.8	1	1	1,222-1,437	17,244	17,244
Office Asst II-Typing	1	1	1	1,048-1,367	15,365	15,708
Temporary Help-Medical Services	0.9	0.75	0.75	(17,455)	17,217	17,217
Temporary Help	0.99	-	-	(19,296)	-	-
Overtime-Premium Medical	-	-	-	11,616	1,152	1,152
Overtime-Premium Holiday Medical ..	-	-	-	5,800	7,727	7,727
Overtime	-	-	-	48,117	-	-
Totals, Medical Services	39.99	42.75	42.75	\$1,167,739	\$1,221,994	\$1,248,292
Dental Services:						
Chief Dentist	0.8	1	1	3,888-4,935	59,220	59,220
Dentist	4	4	4	3,440-4,816	221,004	221,004
Dental Lab Techn	1	1	1	1,706-2,251	27,012	27,012
Totals, Dental Services	5.8	6	6	\$288,852	\$307,236	\$307,236
Facilities Operations:						
Chief - Plant Operation III	1	1	1	2,450-2,954	35,046	35,448
Chief - Plant Operation I	1	1	1	2,230-2,691	32,292	32,292
Chief Engr I	0.9	1	1	2,370-2,627	31,224	31,224
Supvr Bldg Trades	0.8	1	1	2,051-2,591	24,612	25,800
Fire Chief	1	1	1	2,113-2,546	30,552	30,552
Electrician Supvr	2	2	2	2,051-2,472	59,328	59,328
Plumber Supvr	1.6	2	2	2,051-2,472	59,328	59,328
Stationary Engr	7.5	8	8	1,931-2,361	226,656	226,656
Electrician II	1	1	1	1,959-2,360	28,320	28,320
Plumber II	1	1	1	1,959-2,360	28,320	28,320
Carpenter Supvr	0.8	1	1	1,959-2,360	28,320	28,320
Painter Supvr	1	1	1	1,959-2,360	28,320	28,320
Supvng Groundskeeper II	1	1	1	1,745-2,303	24,792	25,968
Maint Mechanic	-	4	4	1,868-2,251	89,664	94,032
Carpenter II	2	2	2	1,868-2,251	53,923	54,024
Painter II	2	2	2	1,868-2,251	54,024	54,024
Fire Fighter	1	1	1	1,679-2,018	20,148	21,084
Off	1	4	4	1,276-2,018	88,792	92,216
Auto Mechanic	1	1	1	1,666-2,002	24,024	24,024
Laundry Supvr II	0.9	1	1	1,491-1,959	23,508	23,508
Heavy Truck Driver	1	1	1	1,591-1,912	22,944	22,944
Lead Groundskeeper	2.8	3	3	1,401-1,827	63,437	64,709
Materials & Stores Supvr I	1.9	3	3	1,401-1,827	58,476	60,108
Laundry Supvr I	1	2	2	1,265-1,630	32,904	34,392
Janitor Supvr II	1	1	1	1,239-1,591	19,092	19,092
Office Services Supvr I-Typing	1	1	1	1,214-1,551	18,612	18,612
Temporary Help-Firefighter	1.4	0.8	0.8	(27,388)	17,037	17,037
Temporary Help-Facilities	3.26	-	-	(63,639)	-	-
Temporary Help	1.2	-	-	(23,387)	-	-
Overtime	-	-	-	(35,612)	-	-
Totals, Facilities Operations	43.06	48.8	48.8	\$1,098,519	\$1,223,695	\$1,239,682
Psychiatric Services:						
Chief Psychiatrist	1	1	1	4,795-5,639	66,720	66,720
Sr Psychiatrist	0.8	1	1	4,571-5,560	65,148	65,148
Staff Psychologist-Clinical	1.9	2	2	2,415-2,913	64,982	67,276

5240 DEPARTMENT OF CORRECTIONS—Continued

ORGANIZATIONAL UNIT	NUMBER OF POSITIONS			EXPENDITURES		
	Classification	Filled 1983-84	Authorized 1984-85	Proposed 1985-86	Actual 1983-84	Estimated 1984-85
				SALARY RANGE		
Sr Medical Transcriber	0.9	1	1	1,331-1,729	16,146	16,851
Medical Transcriber	0.3	1	1	1,191-1,517	14,478	15,020
Temporary Help	0.14	-	-	(2,758)	-	-
Totals, Psychiatric Services	5.04	6	6	\$195,958	\$227,474	\$231,015
Counseling Services:						
Correctional Administrator	1.4	2	2	3,144-3,801	90,329	91,224
Parole Administrator II	1	1	1	3,072-3,710	44,520	44,520
Program Administrator	4.6	5	5	2,861-3,458	200,811	204,916
Counselor III	5.9	5	5	2,669-3,222	180,048	183,168
Counselor II	7.4	9	9	2,431-2,930	297,428	302,616
Counselor I	23.8	22	22	2,215-2,669	669,665	680,839
Parole Service Assoc	1	1	1	1,639-1,969	23,988	23,988
Parole Service Asst II	0.9	1	1	1,443-1,716	17,883	18,639
Social Service Asst I	0.8	1	1	1,038-1,198	12,834	13,242
Totals, Counseling Services	46.8	47	47	\$1,472,014	\$1,537,506	\$1,563,152
Records:						
Records Mgr	1.1	2	2	2,002-2,651	53,118	55,646
Records Supvr	1.6	2	2	1,745-2,303	49,457	50,410
Records Specialist	2.2	3	3	1,523-2,002	62,246	63,165
Case Records Asst	1.3	3	3	1,342-1,745	51,266	53,271
Office Services Supvr I-Typing	2.4	3	3	1,214-1,551	50,836	51,544
Office Techn-Typing	0.3	2	2	1,214-1,551	29,136	30,240
Office Asst II-Typing	18.8	22	22	1,048-1,367	300,632	307,614
Word Processing Techn	1.9	2	2	1,048-1,309	29,710	30,232
Office Asst II-Gen	1.7	1	1	1,048-1,309	14,568	14,568
Temporary Help	1.36	-	-	(26,507)	-	-
Overtime	-	-	-	(15,602)	-	-
Totals, Records	32.66	40	40	\$527,741	\$640,969	\$656,690
Leisure-Time Activities:						
Teacher-Recr & Physical Educ	2	2	2	1,827-2,778	66,672	66,672
Officer	1	1	1	1,276-2,018	24,216	24,216
Totals, Leisure-Time Activities	3	3	3	\$87,962	\$90,888	\$90,888
Religion:						
Protestant Chaplain	1	1	1	2,002-2,415	28,980	28,980
Catholic Chaplain	0.8	1	1	2,002-2,415	24,312	25,473
Temporary Help-Muslim Chaplain	-	0.6	0.6	-	14,840	14,840
Totals, Religion	1.8	2.6	2.6	\$49,873	\$68,132	\$69,293
Totals, Inmate Support	210.74	233.06	233.06	\$5,668,689	\$6,186,430	\$6,292,378
Inmate Training:						
Academic Education:						
Supvr - Correctional Educ Programs ..	1	1	1	2,778-3,357	40,284	40,284
Supvr - Academic Instruction	1.6	3	3	2,529-3,052	97,320	100,248
Teacher-Elementary Educ	8.1	14.24	14.24	1,827-2,778	373,022	385,291
Teacher-High School Educ	7.8	14.12	14.12	1,827-2,778	363,068	375,464
Office Services Supvr I-Typing	0.9	1	1	1,214-1,551	17,042	17,771
Office Asst II-Typing	0.8	1	1	1,048-1,367	15,169	15,766
Temporary Help-Academic Instructor ..	0.41	0.41	0.41	(8,078)	13,757	13,930
Overtime	-	-	-	(1,333)	-	-
Totals, Academic Education	20.61	34.77	34.77	\$613,481	\$919,662	\$948,754
Vocational Education:						
Supvr - Voc Instruction	3	3	3	2,529-3,052	109,872	109,872
Instructor-TWX Repair	1	2	2	1,827-2,778	50,792	53,178
Instructor-Upholstering	2	2	2	1,827-2,778	60,126	61,550
Instructor-Mechanical Drawing	2	3	3	1,827-2,778	83,474	85,993
Instructor-Offset Printing	1	1	1	1,827-2,778	27,212	28,532
Instructor-Refrig Air Condition	1	2	2	1,827-2,778	53,863	56,280
Instructor-Silk Screen	0.5	1	1	1,827-2,778	21,924	22,944
Instructor-Dry Cleaning Work	2	2	2	1,827-2,778	66,672	66,672
Instructor-Electronics	2	2	2	1,827-2,778	61,192	64,137
Instructor-Industrial Arts	2	3	3	1,827-2,778	82,790	85,148
Instructor-Janitorial Service	1.9	3	3	1,827-2,778	88,596	89,616
Instructor-Auto Mechanics	2	2	2	1,827-2,778	60,972	62,316
Instructor-Landscape Gardening	-	1	1	1,827-2,778	21,924	22,944
Instructor-Painting	-	1	1	1,827-2,778	21,924	22,944
Instructor-Plumbing	-	1	1	1,827-2,778	21,924	22,944
Teacher-Bus Educ	1	1	1	1,827-2,778	33,336	33,336
Teacher-Elementary Educ	0.9	1	1	1,827-2,778	28,420	29,778
Temporary Help-Instructor Relief	-	0.76	0.76	-	25,514	25,880
Totals, Vocational Education	22.3	31.76	31.76	\$663,370	\$920,527	\$944,064
Totals, Inmate Training	42.91	66.53	66.53	\$1,276,851	\$1,840,189	\$1,892,818
Administration:						
Supt III	1	1	1	3,690-4,464	53,568	53,568
C.E.A. II	1	1	1	3,052-4,057	48,684	48,684
Correctional Administrator	1	1	1	3,144-3,801	39,663	41,595
Prog Administrator	1	1	1	2,861-3,458	41,496	41,496
Bus Mgr II	1	1	1	2,450-2,954	29,400	30,780
Lieut	1.5	2	2	2,215-2,669	62,703	64,056

5240 DEPARTMENT OF CORRECTIONS—Continued

ORGANIZATIONAL UNIT Classification	NUMBER OF POSITIONS			EXPENDITURES		
	Filed 1983-84	Authorized 1984-85	Proposed 1985-86	Actual 1983-84	Estimated 1984-85	Proposed 1985-86
				SALARY RANGE		
Counselor I	1.5	2	2	2,215-2,669	59,968	61,315
Sr Acctg Off-Supvr	1	1	1	2,197-2,651	31,812	31,812
Procurement & Services Off II	1	1	1	2,127-2,565	30,780	30,780
Warehouse Mgr I	1	1	1	1,745-2,303	27,636	27,636
Property Clk II	1	1	1	1,591-2,098	25,176	25,176
Materials & Stores Supvr II	1	1	1	1,591-2,098	25,176	25,176
Accountant I - Supvr	2	2	2	1,401-1,827	43,848	43,848
Materials & Stores Supvr I	2.7	4	4	1,401-1,827	84,048	84,864
Personnel Asst II	1	1	1	1,481-1,768	21,216	21,216
Office Services Supvr II-Gen	1	1	1	1,358-1,768	19,332	19,332
Exec Secty I	1	1	1	1,389-1,653	18,894	19,702
Sr Acct Clk	1.8	2	2	1,214-1,551	35,387	35,712
Acctg Techn	0.9	1	1	1,214-1,551	16,114	16,810
Personnel Asst I	3.1	4	4	1,126-1,551	64,330	65,970
Office Techn-Typing	1.6	1	1	1,214-1,551	14,568	15,120
Office Services Supvr I-Typing	1.3	2	2	1,214-1,551	36,769	37,224
Secty	2.6	3	3	1,236-1,512	48,866	50,056
Acct Clk II	5.3	7	7	1,087-1,367	103,498	105,228
Office Asst II-Typing	6.7	8	8	1,048-1,367	110,046	112,653
Office Asst II-Gen	1	1	1	1,048-1,309	13,024	13,444
Temporary Help-Self Help	0.61	-	-	(11,814)	24,074	24,074
Temporary Help	2.31	-	-	(45,090)	-	-
Overtime	-	-	-	(25,698)	-	-
Totals, General Administration	47.92	52	52	\$970,951	\$1,130,076	\$1,147,327
Reimbursement Services:						
Focused Recruitment:						
Off	2.5	8	8	1,276-2,018	168,921	176,892
Asst Clk	-	3	3	832-950	31,680	32,562
City of Corona:						
Off	1	1	1	1,276-2,018	24,216	24,216
City of Norco:						
Off	0.8	2	2	1,276-2,018	44,736	46,296
Dept of Forestry:						
Overtime-Firefighter	-	-	-	(12,890)	21,836	21,836
Totals, Reimbursement Services	4.3	14	14	\$102,115	\$291,389	\$301,802
Totals, Administration	52.22	66	66	\$1,073,066	\$1,421,465	\$1,449,129
Patton Unit:						
Correctional Administrator	0.4	1	1	3,144-3,801	45,612	45,612
Capt	0.4	1	1	2,669-3,222	38,664	38,664
Lieut	0.8	2	2	2,215-2,669	62,826	64,056
Sgt	1.7	4	4	1,924-2,319	109,960	111,312
Hosp Peace Off	0.8	2	2	1,757-2,113	50,712	50,712
Off	31.1	76	76	1,757-2,018	1,813,100	1,832,946
Temporary Help-Security	-	0.94	0.94	-	17,803	17,803
Totals, Patton Unit	35.2	86.94	86.94	\$860,551	\$2,138,677	\$2,161,105
Totals, California Rehabilitation Center	811.14	964.67	964.67	\$20,921,611	\$24,237,650	\$24,762,543
Regular/Ongoing Positions	777.6	957.59	957.59	18,413,407	23,449,987	23,974,341
Temporary Help	33.54	7.08	7.08	654,382	197,140	197,679
Overtime	-	-	-	1,853,822	590,523	590,523
Correctional Training Facility						
Institution Program:						
Security:						
Correctional Administrator.....	2.9	4	4	3,144-3,801	173,004	178,518
Prog Administrator	8.5	10	10	2,861-3,458	378,676	392,334
Capt	3.4	4	4	2,669-3,222	136,319	142,848
Supvr - Voc Instruction	1.3	1	1	2,529-3,052	30,348	31,812
Lieut	45.9	53	53	2,215-2,669	1,619,279	1,662,936
Sgt	82.4	93	93	1,924-2,319	2,470,001	2,532,730
Off	619.7	786	786	1,276-2,018	17,833,750	18,304,264
Materials & Stores Supvr I	1.5	1	1	1,401-1,827	21,924	21,924
Office Techn-Typing	0.8	1	1	1,214-1,551	16,926	17,649
Office Asst II-Typing	2.1	1	1	1,048-1,367	13,199	13,622
Office Asst II-Typing	4.5	4	4	1,048-1,309	54,292	56,131
Telephone Opr	1.1	1	1	1,048-1,214	13,059	13,479
Asst Clk	-	1	1	942-1,076	11,000	12,000
Temporary Help-Security.....	0.3	0.86	0.86	(5,269)	25,298	24,482
Temporary Help-Escapes and Emergencies	0.4	-	-	(8,532)	21,800	21,800
Temporary Help-Military Leave.....	-	0.6	0.6	-	14,499	14,499
Temporary Help-Mailroom.....	-	0.2	0.2	-	1,863	1,863
Temporary Help-Deptl Trng.....	1.8	-	-	(34,617)	-	-
Temporary Help	5.3	-	-	(101,770)	-	-
Overtime-In-Services Trng	-	-	-	(229,024)	-	-
Overtime-Escapes and Emergencies	-	-	-	(732,023)	616,981	616,981
Overtime-Deptl Trng.....	-	-	-	(396,570)	-	-
Overtime-Community Hosp Coverage	-	-	-	(112,335)	47,329	47,329
Overtime-Military Leave	-	-	-	(10,920)	6,312	6,312
Overtime-Night Shift Differential	-	-	-	(285,029)	246,251	246,251
Overtime-Casework	-	-	-	(57)	27,856	27,856
Overtime-Premium Holiday.....	-	-	-	(221,600)	151,824	151,824

5240 DEPARTMENT OF CORRECTIONS—Continued

ORGANIZATIONAL UNIT	NUMBER OF POSITIONS			EXPENDITURES			
	Classification	Filled 1983-84	Authorized 1984-85	Proposed 1985-86	Actual 1983-84	Estimated 1984-85	Proposed 1985-86
				SALARY RANGE			
Overtime-Court Transp.....	-	-	-	(24,734)	27,466	27,466	
Overtime.....	-	-	-	(3,372,920)	-	-	
Totals, Institution Program.....	781.9	961.66	961.66	\$23,261,466	\$23,959,256	\$24,566,910	
Inmate Support:							
Feeding:							
Food Mgr.....	3	1	1	2,197-2,651	29,208	30,592	
Supvng Cook II.....	3.9	4	4	1,557-2,051	97,804	98,448	
Butcher-Meat Cutter II.....	1	1	1	1,371-1,786	21,432	21,432	
Baker II.....	0.6	1	1	1,371-1,786	18,288	19,122	
Supvng Cook I.....	16.3	20	20	1,371-1,786	382,402	394,016	
Office Asst II-Typing.....	0.8	1	1	1,048-1,367	13,234	13,660	
Temporary Help-Feeding.....	-	0.11	0.11	-	4,032	3,481	
Overtime-Premium Holiday.....	-	-	-	(8,256)	4,142	4,142	
Overtime.....	-	-	-	(63,775)	-	-	
Totals, Feeding.....	25.6	28.11	28.11	\$604,140	\$570,542	\$584,893	
Clothing:							
Materials & Stores Supvr II.....	2	2	2	1,591-2,098	50,352	50,352	
Materials & Stores Supvr I.....	3	5	5	1,401-1,827	99,396	100,860	
Totals, Clothing.....	5	7	7	\$112,842	\$149,748	\$151,212	
Medical Services:							
Chief Medical Off.....	0.7	1	1	4,795-5,639	64,760	67,040	
Physician & Surgeon.....	4.6	7	7	3,780-5,429	368,374	380,539	
Pharmacist II.....	1	1	1	2,778-3,052	36,624	36,624	
Nurse Practitioner.....	1.7	2	2	2,150-2,845	52,408	54,896	
Registered Nurse III.....	0.3	2	2	1,868-2,472	53,911	55,012	
Supvng Nurse II.....	1	1	1	2,051-2,472	29,664	29,664	
Sr Medical Tech Asst.....	4.3	5	5	1,924-2,319	135,420	137,892	
Clinical Lab Technologist.....	1	2	2	1,827-2,303	44,358	46,428	
Medical Tech Asst.....	22.3	30	30	1,679-2,018	650,958	673,542	
Sr X-Ray Techn.....	-	1	1	1,523-2,002	18,276	19,092	
X-Ray Techn.....	-	1	1	1,462-1,912	17,544	18,276	
Office Techn-Typing.....	0.6	1	1	1,214-1,551	16,114	16,810	
Medical Transcriber.....	1	1	1	1,191-1,517	16,346	16,712	
Temporary Help-Medical Services.....	-	0.3	0.3	-	6,767	6,533	
Overtime-Premium Medical.....	-	-	-	(716)	2,797	2,797	
Overtime-Premium Holiday Medical.....	-	-	-	(5,905)	4,567	4,567	
Overtime.....	-	-	-	(258,899)	-	-	
Totals, Medical Services.....	38.5	55.3	55.3	\$1,318,598	\$1,518,888	\$1,566,424	
Dental Services:							
Chief Dentist.....	0.6	1	1	3,888-4,935	56,448	56,448	
Dentist.....	6.5	9	9	3,440-4,816	414,824	429,201	
Dental Lab Techn.....	1	1	1	1,706-2,251	27,012	27,012	
Office Services Supvr I-Typing.....	1	1	1	1,214-1,551	18,612	18,612	
Dental Asst.....	1	4	4	1,177-1,498	59,050	61,396	
Totals, Dental Services.....	10.1	16	16	\$424,688	\$575,946	\$592,669	
Facilities Operations:							
Chief - Plant Operation III.....	0.8	1	1	2,450-2,954	35,448	35,448	
Chief - Plant Operation II.....	1	1	1	2,336-2,820	33,371	33,840	
Chief Engr I.....	1	1	1	2,370-2,627	31,524	31,524	
Supvr Bldg Trades.....	1	1	1	2,051-2,591	31,092	31,092	
Correctional Institution Fire Chief.....	1	1	1	2,113-2,546	30,552	30,552	
Utility Shops Supvr.....	2	2	2	2,051-2,472	59,328	59,328	
Steamfitter Supvr.....	1	1	1	2,051-2,472	29,552	29,664	
Plumber Supvr.....	1.9	2	2	2,051-2,472	59,216	59,328	
Electrician Supvr.....	3	4	4	2,051-2,472	113,604	114,792	
Water & Sewage Plant Supvr.....	1	1	1	2,146-2,361	28,332	28,332	
Stationary Engr.....	15.1	19	19	1,931-2,361	512,508	515,784	
Plumber II.....	3.3	5	5	1,959-2,360	133,162	136,802	
Electrician II.....	3	5	5	1,959-2,360	131,322	134,184	
Painter Supvr.....	2.4	4	4	1,959-2,360	107,814	109,572	
Carpenter Supvr.....	2	2	2	1,959-2,360	56,640	56,640	
Warehouse Mgr I.....	-	1	1	1,745-2,303	20,940	21,924	
Supvng Groundskeeper II.....	1	1	1	1,745-2,303	26,265	27,530	
Maint Mechanic.....	1.4	5	5	1,868-2,251	117,670	123,238	
Plumber I.....	2	2	2	1,868-2,251	49,226	50,520	
Electrician I.....	0.8	1	1	1,868-2,251	22,416	23,508	
Painter II.....	4	7	7	1,868-2,251	171,387	177,057	
Carpenter II.....	2.6	6	6	1,868-2,251	148,183	151,560	
Locksmith.....	2.7	3	3	1,786-2,150	77,400	77,400	
Materials & Stores Supvr II.....	1	1	1	1,591-2,098	25,176	25,176	
Supvng Groundskeeper I.....	1	1	1	1,591-2,098	19,992	19,992	
Fire Fighter.....	1	1	1	1,679-2,018	24,216	24,216	
Correctional Off.....	1	1	1	1,276-2,018	24,216	24,216	
Laundry Supvr II.....	1	1	1	1,491-1,959	23,508	23,508	
Materials & Stores Supvr I.....	3.1	5	5	1,401-1,827	104,508	105,240	
Lead Groundskeeper.....	3.4	4	4	1,401-1,827	87,696	87,696	
Pest Control Techn.....	-	1	1	1,523-1,666	18,276	19,092	
Laundry Supvr I.....	0.9	2	2	1,265-1,630	34,740	35,364	
Office Asst II-Typing.....	1.5	1	1	1,048-1,367	14,260	14,798	
Temporary Help-Instn Firefighter.....	0.9	0.8	0.8	(18,210)	21,416	21,416	
Temporary Help.....	0.1	-	-	(2,192)	-	-	

5240 DEPARTMENT OF CORRECTIONS—Continued

ORGANIZATIONAL UNIT Classification	NUMBER OF POSITIONS			EXPENDITURES		
	Filled 1983-84	Authorized 1984-85	Proposed 1985-86	Actual 1983-84	Estimated 1984-85	Proposed 1985-86
				SALARY RANGE (89,001)		
Overtime	-	-	-	-	-	-
Totals, Facilities Operations	68.9	94.8	94.8	\$1,872,512	\$2,424,056	\$2,460,333
Psychiatric Services:						
Staff Psychiatrist	0.6	1.5	1.5	4,156-5,429	82,446	84,894
Totals, Psychiatric Services	0.6	1.5	1.5	\$38,339	\$82,446	\$84,894
Counseling Services:						
Correctional Administrator	1	1	1	3,144-3,801	45,612	45,612
Counselor III	1	1	1	2,669-3,222	38,064	38,664
Counselor II	13.7	15	15	2,431-2,930	501,727	511,874
Counselor I	19	35	35	2,215-2,669	985,691	1,023,438
Lieut	1.4	1	1	2,215-2,669	32,028	32,028
Sgt	2	4	4	1,924-2,319	110,272	111,312
Secty	1	1	1	1,236-1,512	18,144	18,144
Office Asst II-Typing	1	1	1	1,048-1,367	14,568	14,568
Temporary Help	0.2	-	-	(3,042)	-	-
Overtime-Group Counseling	-	-	-	(539)	65,327	65,327
Overtime	-	-	-	(11,561)	-	-
Totals, Counseling Services	40.3	59	59	\$1,202,933	\$1,811,433	\$1,860,967
Records:						
Records Mgr	0.9	1	1	2,002-2,651	27,318	28,644
Records Supvr	1.4	2	2	1,745-2,303	44,294	46,373
Records Specialist	5.7	8	8	1,523-2,002	161,515	166,235
Office Services Supvr II-Gen	1.4	2	2	1,358-1,768	32,592	34,104
Case Records Asst	1.2	2	2	1,342-1,745	35,196	35,904
Office Services Supvr I-Typing	1	1	1	1,214-1,551	16,404	17,100
Office Techn-Gen	1.5	3	3	1,214-1,551	48,162	49,293
Office Techn-Typing	0.9	1	1	1,214-1,551	15,218	15,824
Office Asst II-Typing	25.9	29	29	1,048-1,367	397,978	409,907
Office Asst II-Gen	4.6	8.5	8.5	1,048-1,309	107,080	110,002
Office Asst I-Typing	-	1	1	976-1,126	12,156	12,546
Office Asst I-Gen	0.9	1	1	944-1,087	11,790	12,156
Temporary Help-Records	-	0.15	0.15	-	1,769	1,823
Temporary Help	1	-	-	(18,984)	-	-
Overtime	-	-	-	(57,327)	-	-
Totals, Records	46.4	59.65	59.65	\$742,198	\$911,472	\$939,911
Leisure-Time Activities:						
Teacher-Recr & Physical Educ	4	4	4	1,827-2,778	118,872	121,608
Totals, Leisure Time Activities	4	4	4	\$110,836	\$118,872	\$121,608
Religion:						
Catholic Chaplain	2	2	2	2,002-2,415	52,444	54,156
Protestant Chaplain	2	2	2	2,002-2,415	57,960	57,960
Muslim Chaplain	0.8	1	1	2,002-2,415	24,024	25,176
Temporary Help-Jewish Chaplain	0.1	0.4	0.4	(2,137)	10,565	10,565
Totals, Religion	4.9	5.4	5.4	129,760	144,993	147,857
Totals, Inmate Support	244.3	330.76	330.76	\$6,556,846	\$8,308,396	\$8,510,768
Inmate Training:						
Academic Education:						
Supvr - Correctional Educ Programs ..	1	1	1	2,778-3,357	39,342	40,284
Supvr - Academic Instruction	3	4	4	2,529-3,052	138,274	141,684
Teacher-High School Educ	19.7	23	23	1,827-2,778	662,190	677,980
Teacher-Elementary Educ	16.5	26	26	1,827-2,778	656,876	683,522
Sr Librarian	1.2	3	3	1,959-2,360	75,336	77,544
Ofc Asst II-Typing	2.7	3	3	1,048-1,367	43,010	44,639
Teaching Asst	2	3	3	1,156-1,347	44,448	45,492
Temporary Help-Instr Relief	0.5	2.18	2.18	(10,864)	53,318	53,807
Temporary Help	1.1	-	-	(21,450)	-	-
Overtime	-	-	-	(7,480)	-	-
Totals, Academic Education	47.7	65.18	65.18	\$1,302,012	\$1,712,794	\$1,764,952
Vocational Education:						
Supvr - Voc Instruction	4.3	4	4	2,529-3,052	146,496	146,496
Instructor-Welding	1	3	3	1,827-2,778	74,082	77,578
Instructor-Painting	1.2	2	2	1,827-2,778	49,454	51,812
Instructor-Plumbing	1.8	3	3	1,827-2,778	78,216	81,934
Instructor-Refrig Air Condition	1	2	2	1,827-2,778	55,260	56,280
Instructor-Upholstering	1	2	2	1,827-2,778	55,260	56,280
Instructor-Mach Shop	1	2	2	1,827-2,778	49,784	52,152
Instructor-Masonry	0.8	2	2	1,827-2,778	52,638	55,137
Instructor-Mill & Cabinet Work	3.8	6	6	1,827-2,778	173,220	177,094
Instructor-Offset Printing	3.5	4	4	1,827-2,778	118,519	124,078
Instructor-Heavy Equip Repair	0.6	1	1	1,827-2,778	28,868	30,234
Instructor-Household Repair	1	1	1	1,827-2,778	33,336	33,336
Instructor-Industrial Arts	1	3	3	1,827-2,778	70,424	73,748
Instructor-Landscape Gardening	3	3	3	1,827-2,778	92,102	94,918
Instructor-Auto Mechanics	5.8	8	8	1,827-2,778	227,392	232,798
Instructor-Dry Cleaning Work	1	1	1	1,827-2,778	27,530	28,868
Instructor-Electrical Work	1	2	2	1,827-2,778	51,476	53,235
Instructor-Electronics	2	2	2	1,827-2,778	62,092	63,456
Instructor-Auto Repair	4	4	4	1,827-2,778	119,147	122,616

5240 DEPARTMENT OF CORRECTIONS—Continued

1
2
3
4
5
6
7
8
9
10
11
12
13
14
15
16
17
18
19
20
21
22
23
24
25
26
27
28
29
30
31
32
33
34
35
36
37
38
39
40
41
42
43
44
45
46
47
48
49
50
51
52
53
54
55
56
57
58
59
60
61
62
63
64
65
66
67
68
69
70
71
72
73
74
75
76
77
78
79
80
81
82
83
84
85
86
87
88
89
90
91
92
93
94
95
96
97
98

ORGANIZATIONAL UNIT Classification	NUMBER OF POSITIONS			EXPENDITURES		
	Filled 1983-84	Authorized 1984-85	Proposed 1985-86	Actual 1983-84	Estimated 1984-85	Proposed 1985-86
				SALARY RANGE		
Instructor-Baking	-	2	2	1,827-2,778	53,248	55,772
Instructor-Meat Cutting	-	1	1	1,827-2,778	33,336	33,336
Instructor-Small Engine Repair	-	1	1	1,827-2,778	21,924	22,944
Instructor-Sewing Maching Repair	-	1	1	1,827-2,778	21,924	22,944
Instructor-Mechanical Drawing	-	1	1	1,827-2,778	21,924	22,944
Instructor-Computer/Related Tech	-	1	1	1,827-2,778	21,924	22,944
Office Services Supvr I-Typing	0.9	1	1	1,214-1,551	18,612	18,612
Temporary Help-Instructor Relief	-	1.86	1.86	(400)	41,754	43,340
Overtime	-	-	-	(136)	-	-
Totals, Vocational Education	39.7	64.86	64.86	\$1,144,655	\$1,799,942	\$1,854,886
Totals, Inmate Training	87.4	130.04	130.04	\$2,446,667	\$3,512,736	\$3,619,838
Administration:						
C.E.A. III	1	1	1	3,357-4,464	53,568	53,568
C.E.A. II	0.7	1	1	3,052-4,057	48,684	48,684
Correctional Administrator	1	1	1	3,144-3,801	45,612	45,612
Bus Mgr II	1.3	1	1	2,450-2,954	31,536	33,066
Lieut	0.3	1	1	2,215-2,669	26,580	27,828
Sr Acctg Off-Supvr	1	1	1	2,197-2,651	31,812	31,812
Warehouse Mgr II	1	1	1	1,912-2,529	30,348	30,348
Staff Services Analyst-Gen	1	1	1	1,407-2,197	24,024	25,176
Personnel Asst II	-	1	1	1,825-2,197	22,000	23,000
Property Clk II	1	1	1	1,591-2,098	25,176	25,176
Materials & Stores Supvr II	2	1	1	1,591-2,098	25,176	25,176
Bus Service Asst	-	1	1	1,523-1,827	18,276	19,092
Accountant I - Supvr	2.3	4	4	1,401-1,827	75,601	77,065
Materials & Stores Supvr I	6.1	8	8	1,401-1,827	164,862	166,632
Personnel Asst II	1	1	1	1,481-1,768	21,216	21,216
Mgt Services Techn	0.9	1	1	1,177-1,565	18,780	18,780
Sr Acct Clk	1.8	3	3	1,214-1,551	48,768	49,320
Acctg Techn	2.4	3	3	1,214-1,551	50,280	50,832
Personnel Asst I	7.7	9	9	1,126-1,551	148,252	150,409
Office Techn-Gen	3.6	4	4	1,214-1,551	68,998	70,502
Ofc Techn-Typing	1	1	1	1,214-1,551	18,612	18,612
Office Services Supvr I-Gen	1.4	2	2	1,214-1,551	33,410	33,977
Secty	2.4	3	3	1,236-1,512	53,040	53,040
Acct Clk II	8.8	11	11	1,087-1,367	161,046	164,364
Office Asst II-Typing	4.7	4	4	1,048-1,367	56,541	57,940
Ofc Asst II-Gen	4.4	8	8	1,048-1,309	105,995	109,490
Office Asst I-Typing	1	1	1	976-1,126	12,252	12,645
Temporary Help-Self Help	0.1	-	-	(1,442)	20,968	20,968
Temporary Help	4.4	-	-	(85,313)	-	-
Overtime	-	-	-	(76,630)	-	-
Totals	64.3	75	75	\$1,285,674	\$1,441,413	\$1,464,330
Reimbursement Services:						
Focus Recruitment:						
Correctional Off	2.1	11	11	1,276-2,018	115,540	115,540
Asst Clk	2.4	-	-	832-950	-	-
Totals, Focus Recruitment	4.5	11	11	\$80,078	\$115,540	\$115,540
Totals, Administration	68.8	86	86	\$1,365,752	\$1,556,953	\$1,579,870
Totals, Correctional Training Fa- cility	1,182.4	1,508.46	1,508.46	\$33,630,731	\$37,337,341	\$38,277,386
Regular/Ongoing	1,162.2	1,501	1,501	27,351,067	35,912,440	36,851,957
Temporary Help	16.2	7.46	7.46	314,222	224,049	224,577
Overtime	-	-	-	5,965,442	1,200,852	1,200,852
Deuel Vocational Institution Institution Program:						
Security:						
Correctional Administrator	2	2	2	3,144-3,801	91,224	91,224
Prog Administrator	3.8	4	4	2,861-3,458	161,352	163,152
Capt	1	1	1	2,669-3,222	38,664	38,664
Lieut	23.7	23	23	2,215-2,669	723,028	734,184
Sgt	50.3	58	58	1,924-2,319	1,631,200	1,594,928
Off	375.2	446	446	1,276-2,018	10,567,358	10,487,697
Ofc Services Supvr II-Gen	1	1	1	1,358-1,768	21,216	21,216
Office Techn-Gen	0.9	1	1	1,214-1,551	16,346	17,042
Office Techn-Typing	2.7	2	2	1,214-1,551	33,156	33,852
Office Asst II-Typing	3.8	4	4	1,048-1,367	56,362	57,862
Office Asst II-Gen	2.9	2	2	1,048-1,309	28,696	29,136
Office Asst I-Typing	-	1	1	976-1,126	12,156	12,546
Office Asst I-Gen	-	1	1	944-1,087	11,790	12,156
Temporary Help-Security	1.25	4.34	4.34	(26,343)	100,073	101,557
Temporary Help-Military Leave	-	0.20	0.20	(83)	4,841	4,841
Temporary Help-Escapes and Emer- gencies	-	1.99	1.99	-	41,818	41,818
Temporary Help	0.99	-	-	(20,964)	-	-
Overtime-Military Leave	-	-	-	(36,345)	939	939
Overtime-Escapes and Emergencies	-	-	-	(42,280)	245,491	245,491
Overtime-Court Trans	-	-	-	(45,903)	27,495	27,495
Overtime-Night Shift Differential	-	-	-	(144,313)	120,803	120,803
Overtime-Custody	-	-	-	(44,252)	6,501	6,501
Overtime-Premium Holiday	-	-	-	(183,307)	87,352	87,352

5240 DEPARTMENT OF CORRECTIONS—Continued

1
2
3
4
5
6
7
8
9
10
11
12
13
14
15
16
17
18
19
20
21
22
23
24
25
26
27
28
29
30
31
32
33
34
35
36
37
38
39
40
41
42
43
44
45
46
47
48
49
50
51
52
53
54
55
56
57
58
59
60
61
62
63
64
65
66
67
68
69
70
71
72
73
74
75
76
77
78
79
80
81
82
83
84
85
86
87
88
89
90
91
92
93
94
95
96
97
98

ORGANIZATIONAL UNIT

NUMBER OF POSITIONS

EXPENDITURES

Classification

Filled
1983-84

Authorized
1984-85

Proposed
1985-86

Actual
1983-84

Estimated
1984-85

Proposed
1985-86

SALARY RANGE

Overtime-Community Hosp Coverage

-

-

-

(19,661)

11,842

11,842

Overtime

-

-

-

(564,479)

-

-

Totals, Security

469.54

552.53

552.53

\$11,639,895

\$14,039,703

\$13,942,298

Totals, Institution Programs

469.54

552.53

552.53

\$11,639,895

\$14,039,703

\$13,942,298

Inmate Support:

Feeding:

Food Mgr

1.1

1

1

2,197-2,651

31,812

31,812

Supvng Cook II

1.2

2

2

1,557-2,051

43,390

45,452

Supvng Cook I

12.3

18

18

1,371-1,786

347,058

357,672

Baker II

1

1

1

1,371-1,786

21,432

21,432

Butcher-Meat Cutter II

1

1

1

1,371-1,786

21,432

21,432

Temporary Help-Feeding

0.18

0.98

0.98

(3,003)

10,533

10,370

Overtime-Premium Holiday

-

-

-

(10,784)

3,013

3,013

Totals, Feeding

16.78

23.98

23.98

\$353,834

\$478,670

\$491,183

Clothing:

Materials & Stores Supvr II

0.9

1

1

1,591-2,098

25,176

25,176

Materials & Stores Supvr I

1.9

2

2

1,401-1,827

43,848

43,848

Totals, Clothing

2.8

3

3

\$60,136

\$69,024

\$69,024

Medical Services:

Chief Medical Off

1.7

1

1

4,795-5,639

60,396

63,336

Physician & Surgeon

5.4

3.63

3.63

3,780-5,429

206,288

224,634

Pharmacist II

1

1

1

2,778-3,052

36,624

36,624

Sr Clinical Lab Technologist

1

1

1

1,912-2,529

27,636

27,636

Registered Nurse III

0.9

2

2

1,868-2,472

48,018

50,318

Registered Nurse II

2.7

7

7

1,706-2,472

148,128

151,008

Sr Medical Tech Asst

1.8

2

2

1,924-2,319

54,204

55,448

Medical Tech Asst

10.7

11

11

1,679-2,018

260,420

263,731

X-Ray Techn

1

1

1

1,462-1,912

20,940

20,940

Office Techn-Typing

1

1

1

1,214-1,551

14,752

15,316

Office Asst II-Typing

1

1

1

1,048-1,367

13,622

14,084

Temporary Help-Medical

0.02

1.39

1.39

(494)

28,896

29,145

Overtime-Medical

-

-

-

(29,946)

4,912

4,912

Overtime-Premium Holiday

-

-

-

(3,558)

4,829

4,829

Overtime

-

-

-

(3,079)

-

-

Totals, Medical Services

28.22

33.02

33.02

\$757,580

\$929,665

\$961,961

Dental Services:

Chief Dentist

0.9

1

1

3,888-4,935

57,792

57,792

Dentist

2.8

3.5

3.5

3,440-4,816

157,727

173,400

Totals, Dentist Services

3.7

4.5

4.5

\$191,125

\$215,519

\$231,192

Facilities Operations:

Chief - Plant Operation III

1

1

1

2,450-2,954

35,448

35,448

Chief - Plant Operation I

0.9

1

1

2,230-2,691

30,973

32,192

Chief Engr I

1

1

1

2,370-2,627

31,524

31,524

Supvr Bldg Trades

0.7

1

1

2,051-2,591

30,497

31,092

Institution Fire Chief

5240 DEPARTMENT OF CORRECTIONS—Continued

1
2
3
4
5
6
7
8
9
10
11
12
13
14
15
16
17
18
19
20
21
22
23
24
25
26
27
28
29
30
31
32
33
34
35
36
37
38
39
40
41
42
43
44
45
46
47
48
49
50
51
52
53
54
55
56
57
58
59
60
61
62
63
64
65
66
67
68
69
70
71
72
73
74
75
76
77
78
79
80
81
82
83
84
85
86
87
88
89
90
91
92
93
94
95
96
97
98

ORGANIZATIONAL UNIT Classification	NUMBER OF POSITIONS			EXPENDITURES		
	Filled 1983-84	Authorized 1984-85	Proposed 1985-86	Actual 1983-84	Estimated 1984-85	Proposed 1985-86
				SALARY RANGE		
Psychiatric Services:						
Staff Psychiatrist	1.6	2	2	4,156-5,429	115,020	117,468
Counselor I	0.9	1	1	2,215-2,669	29,628	28,746
Temporary Help-Psychiatric Services ..	0.02	0.6	0.6	(965)	17,338	17,338
Totals, Psychiatric Services	2.52	3.6	3.6	\$91,909	\$161,986	\$163,552
Counseling Services:						
Correctional Administrator	0.8	1	1	3,144-3,801	42,850	44,702
Counselor III	1	1	1	2,669-3,222	38,664	38,664
Counselor II	5.8	6	6	2,431-2,930	203,924	206,352
Counselor I	17.4	21.5	21.5	2,215-2,669	650,014	679,028
Lieut	0.1	1	1	2,215-2,669	26,580	27,828
Totals, Counseling Services	25.1	30.5	30.5	\$780,811	\$962,032	\$996,574
Records:						
Records Mgr	0.7	1	1	2,002-2,651	24,024	25,176
Records Supvr	1	1	1	1,745-2,303	25,176	25,176
Records Specialist	2.8	4	4	1,523-2,002	79,692	82,519
Case Records Asst	1.3	2	2	1,342-1,745	32,624	34,034
Office Techn-Typing	0.8	1	1	1,214-1,551	15,028	15,610
Office Services Supvr I-Typing	1.9	2	2	1,214-1,551	32,465	33,098
Office Asst II-Typing	11.4	16.5	16.5	1,048-1,367	201,954	229,912
Office Asst II-Gen	0.9	1	1	1,048-1,309	13,199	13,622
Office Asst I-Typing	0.3	1	1	976-1,126	12,513	12,919
Asst Clk	2	2	2	832-950	22,321	22,981
Overtime-Clerical	-	-	-	(5,180)	2,293	2,293
Totals, Records	23.1	31.5	31.5	\$357,689	\$461,289	\$497,340
Leisure-Time Activities:						
Teacher-Recr & Physical Educ	1	1	1	1,827-2,778	33,336	33,336
Materials & Stores Supvr I	0.9	1	1	1,401-1,827	21,924	21,924
Totals, Leisure-Time Activities	1.9	2	2	\$50,879	\$55,260	\$55,260
Religion:						
Muslim Chaplain	0.7	1	1	2,002-2,415	24,024	25,176
Catholic Chaplain	0.6	1	1	2,002-2,415	24,696	25,869
Protestant Chaplain	0.8	1	1	2,002-2,415	24,600	25,770
Temporary Help-Jewish Chaplain	0.21	0.3	0.3	(4,951)	5,201	5,201
Totals, Religion	2.31	3.3	3.3	\$58,296	\$78,521	\$82,016
Totals, Inmate Support	165.57	201.23	201.23	\$4,163,849	\$5,071,981	\$5,228,440
Inmate Training:						
Academic Education:						
Supvr - Educ Programs	0.9	1	1	2,778-3,357	39,185	40,284
Supvr - Academic Instruction	0.6	1	1	2,529-3,052	30,348	31,812
Teacher-Elementary Educ	9.3	13	13	1,827-2,778	322,133	372,324
Teacher-High School Educ	11.3	13	13	1,827-2,778	382,941	393,170
Sr Librarian	0.1	1	1	1,959-2,360	23,508	24,612
Office Services Supvr I-Typing	1	1	1	1,214-1,551	18,612	18,612
Temporary Help-Academic Educ	1.34	1	1	(29,358)	25,173	25,173
Temporary Help	0.35	-	-	(7,804)	-	-
Totals, Academic Education	24.89	31	31	\$695,728	\$841,900	\$905,987
Vocational Education:						
Supvr - Voc Instruction	1.2	2	2	2,529-3,052	71,858	73,248
Instructor-Upholstering	2	2	2	1,827-2,778	59,700	60,972
Instructor-Welding	1.2	2	2	1,827-2,778	58,710	59,912
Instructor-Painting	0.2	1	1	1,827-2,778	21,924	22,944
Instructor-Power Plant	0.9	1	1	1,827-2,778	26,067	27,318
Instructor-Shoemaking	1	1	1	1,827-2,778	28,980	30,348
Instructor-TWX Repair	0.7	1	1	1,827-2,778	27,318	28,644
Instructor-Industrial Arts	7.8	12	12	1,827-2,778	323,765	350,257
Instructor-Instrument Repair	1	2	2	1,827-2,778	30,135	51,673
Instructor-Mach Shop	2	3	3	1,827-2,778	85,608	88,092
Instructor-Mill & Cabinet Work	2	2	2	1,827-2,778	64,294	65,783
Instructor-Auto Repair	0.6	1	1	1,827-2,778	25,176	26,364
Instructor-Auto Mechanics	3	3	3	1,827-2,778	97,264	98,484
Instructor-Electrical Work	0.8	2	2	1,827-2,778	27,102	48,479
Instructor-Electronics	0.2	2	2	1,827-2,778	43,848	45,888
Instructor-Airframe Mechanics	0.8	1	1	1,827-2,778	21,924	22,944
Office Asst II-Typing	0.6	1	1	1,048-1,367	13,199	13,622
Temporary Help-Vocational Educ	-	0.42	0.42	-	10,182	10,304
Totals, Vocational Education	26	39.42	39.42	\$751,883	\$1,037,054	\$1,125,276
Totals, Inmate Training	50.89	70.42	70.42	\$1,447,611	\$1,878,954	\$2,031,263
Administration:						
C.E.A. III	1	1	1	3,357-4,464	53,568	53,568
C.E.A. II	0.4	1	1	3,052-4,057	48,684	48,684
Correctional Administrator	1.5	2	2	3,144-3,801	90,117	90,672
Community Resources Mgr	1	1	1	2,591-3,128	37,536	37,536
Bus Mgr II	1	1	1	2,450-2,954	35,448	35,448
Lieut	1	1	1	2,215-2,669	32,028	32,028
Sr Acctg Off-Supvr	1	1	1	2,197-2,651	31,812	31,812

5240 DEPARTMENT OF CORRECTIONS—Continued

ORGANIZATIONAL UNIT	NUMBER OF POSITIONS			EXPENDITURES			
	Classification	Filled 1983-84	Authorized 1984-85	Proposed 1985-86	Actual 1983-84	Estimated 1984-85	Proposed 1985-86
SALARY RANGE							
Procurement & Services Officer II	0.8	1	1	2,127-2,565	26,576	27,860	
Warehouse Mgr II	1	1	1	1,912-2,529	30,348	30,348	
Property Clk II	0.7	1	1	1,591-2,098	22,604	23,664	
Accountant I - Supvr	1	1	1	1,401-1,827	21,924	21,924	
Materials & Stores Supvr I	1	1	1	1,401-1,827	21,924	21,924	
Personnel Asst II	0.9	1	1	1,481-1,768	20,812	21,188	
Exec Secty I	0.2	1	1	1,389-1,653	18,342	19,166	
Acctg Techn	1.9	2	2	1,214-1,551	34,997	35,712	
Personnel Asst I	3.1	4	4	1,126-1,551	68,234	69,487	
Office Techn-Typing	4.7	4	4	1,214-1,551	67,472	68,030	
Janitor Supvr I	0.5	1	1	1,114-1,407	16,524	16,884	
Acct Clk II	4	7.13	7.13	1,087-1,367	93,434	102,805	
Office Asst I-Typing	1.5	1	1	976-1,126	12,156	12,546	
Office Asst I-Gen	0.6	0.6	0.6	944-1,087	7,217	7,448	
Temporary Help-Self Help	0.18	-	-	(2,968)	-	-	
Temporary Help	1.43	-	-	(27,526)	-	-	
Overtime-Mailroom	-	-	-	(8,704)	4,175	4,175	
Overtime-Various	-	-	-	(20,634)	15,553	15,553	
Totals, Administration	30.41	34.73	34.73	\$737,617	\$811,485	\$828,462	
Reimbursement Services:							
Focus Recruitment:							
Off	3.1	10	10	1,276-2,018	164,913	171,804	
Temporary Help	2.43	-	-	(33,773)	-	-	
Overtime	-	-	-	(675)	-	-	
Totals, Focus Recruitment	5.53	10	10	\$196,814	\$164,913	\$171,804	
Dept Forestry Mapping:							
Off	-	1	1	1,757-2,018	21,084	22,080	
Total, Dept. of Forestry	-	1	1	-	21,084	22,080	
Court Transp							
Overtime-Transp	-	-	-	-	42,400	42,400	
Totals, Court Transp	-	-	-	-	\$42,400	\$42,400	
Totals, General Administration	35.94	45.73	45.73	\$934,431	\$1,039,882	\$1,064,746	
Totals, Devel Vocational Institu-							
tion	721.94	869.91	869.91	\$18,185,786	\$22,030,520	\$22,266,747	
Regular/Ongoing Position	707.7	857.86	857.86	16,715,330	21,166,602	21,401,137	
Temporary Help	14.24	12.05	12.05	290,391	286,320	288,012	
Overtime	-	-	-	1,180,065	577,598	577,598	
Folsom State Prison							
Institution Program:							
Security:							
Correctional Administrator	1.4	2	2	3,144-3,801	80,997	84,012	
Prog Administrator	1.8	2	2	2,861-3,458	82,668	82,992	
Capt	1.1	1	1	2,669-3,222	34,636	36,296	
Lieut	17.4	19	19	2,215-2,669	595,690	601,416	
Sgt	61.9	72.16	72.16	1,924-2,319	1,936,412	1,975,445	
Off	425.7	483.65	483.65	1,276-2,018	11,231,674	11,459,640	
Office Techn-Typing	1	1	1	1,214-1,551	17,100	17,100	
Office Services Supvr I-Typing	1	1	1	1,214-1,551	18,612	18,612	
Office Asst II-Typing	3.7	4	4	1,048-1,367	57,744	58,272	
Temporary Help	-	-	-	-	-	-	
Temporary Help-Security-Custody	-	0.59	0.59	-	3,794	3,794	
Temporary Help-Military Leave	-	0.1	0.1	-	2,422	2,422	
Overtime-Escapes-Emergencies	-	-	-	-	-	-	
Overtime	-	-	-	-	-	-	
Overtime-Military Leave	-	-	-	(37,686)	3,997	3,997	
Overtime-Escapes-Emergencies	-	-	-	(1,198,995)	779,177	779,177	
Overtime-Premium Holiday	-	-	-	(509,455)	109,603	109,603	
Overtime-Shift Differential	-	-	-	(113,359)	143,418	143,418	
Overtime-Community Hosp Coverage:	-	-	-	(312,200)	60,720	60,720	
Overtime-Transp	-	-	-	(17,360)	35,403	35,403	
Overtime-Sick Leave	-	-	-	(1,064,044)	29,122	29,122	
Overtime-In-Service Trng	-	-	-	(114,428)	-	-	
Overtime-Christmas Package Search	-	-	-	-	8,726	8,726	
Totals, Security	515	586.5	586.5	\$15,036,849	\$15,231,915	\$15,510,167	
Totals, Institution Program	515	586.5	586.6	\$15,036,849	\$15,231,915	\$15,510,167	
Inmate Support:							
Feeding:							
Food Mgr	0.8	1	1	2,197-2,651	31,812	31,812	
Supvng Cook II	1.8	2	2	1,557-2,051	48,029	49,132	
Supvng Cook I	13.8	20.12	20.12	1,371-1,786	386,845	399,561	
Baker II	1	1	1	1,371-1,786	21,192	21,432	
Butcher-Meat Cutter II	1	1	1	1,371-1,786	21,432	21,432	
Temporary Help-Feeding	-	0.52	0.52	-	9,241	9,241	
Overtime-Premium Holiday	-	-	-	(4,235)	1,884	1,884	
Totals, Feeding	18.4	25.64	25.64	\$371,960	\$520,435	\$534,494	

5240 DEPARTMENT OF CORRECTIONS—Continued

ORGANIZATIONAL UNIT	NUMBER OF POSITIONS			EXPENDITURES		
	Filled 1983-84	Authorized 1984-85	Proposed 1985-86	Actual 1983-84	Estimated 1984-85	Proposed 1985-86
Classification						
Clothing:				SALARY RANGE		
Materials & Stores Supvr II	1.8	1	1	1,591-2,098	25,176	25,176
Shoemaker	1	1	1	1,491-1,959	23,508	23,508
Totals, Clothing	2.8	2	2	\$64,910	\$48,684	\$48,684
Medical Services:						
Chief Medical Off	1	1	1	4,795-5,639	67,668	67,668
Physician & Surgeon	4	4	4	3,780-5,429	233,721	241,220
Pharmacist II	1	1	1	2,778-3,052	36,624	36,624
Nurse Practitioner	1	1	1	2,150-2,845	27,012	28,320
Sr Clinical Lab Technologist	1	1	1	1,912-2,529	30,348	30,348
Registered Nurse II	2.9	3	3	1,706-2,472	68,460	70,536
Supvng Nurse II	0.8	1	1	2,051-2,472	29,664	29,664
Registered Nurse III	1	1	1	1,868-2,472	29,664	29,664
Sr Medical Tech Asst	3.8	3	3	1,924-2,319	83,484	83,484
Medical Tech Asst	16.1	13.5	13.5	1,679-2,018	305,801	314,012
Sr X-Ray Techn	1	1	1	1,523-2,002	24,024	24,024
Medical Steno	1	1	1	1,191-1,395	14,832	15,396
Office Asst II-Typing	1	1	1	1,048-1,367	15,414	15,708
Temporary Help-Medical	-	0.1	0.1	-	2,046	2,046
Temporary Help-Optometrist	0.2	0.2	0.2	(3,962)	4,713	4,713
Overtime-Premium Medical	-	-	-	(1,767)	10,449	10,449
Overtime-Premium Holiday	-	-	-	(5,637)	3,996	3,996
Totals, Medical Services	35.8	32.8	32.8	\$988,327	\$987,920	\$1,007,872
Dental Services:						
Chief Dentist	1	1	1	3,888-4,935	56,448	56,448
Dentist	3.7	4	4	3,440-4,816	210,036	214,773
Dental Hygienist	-	1	1	1,706-2,051	20,472	21,432
Dental Asst	0.7	1	1	1,177-1,498	17,976	17,976
Totals, Dental Services	5.4	7	7	\$262,490	\$304,932	\$310,629
Facilities Operations:						
Chief - Plant Operation III	1	1	1	2,450-2,954	35,448	35,448
Chief - Plant Operation I	1	1	1	2,230-2,691	32,292	32,292
Chief Engr I	1	1	1	2,370-2,627	31,524	31,524
Dry Cleaning Plant Supvr	1	1	1	1,959-2,591	31,092	31,092
Supvr Bldg Trades	1	1	1	2,051-2,591	31,092	31,092
Institution Fire Chief	1	1	1	2,113-2,546	30,207	30,552
Utility Shops Supvr	3	3	3	2,051-2,472	88,992	88,992
Plumber Supvr	2	2	2	2,051-2,472	56,676	57,984
Electrician Supvr	1	1	1	2,051-2,472	29,664	29,664
Equipmt Maint Supvr	1	1	1	2,002-2,415	28,980	28,980
Stationary Engr	9.4	12	12	1,931-2,361	337,140	338,376
Water & Sewage Plant Supvr	1	1	1	2,146-2,361	28,332	28,332
Plumber II	1.7	2	2	1,959-2,360	54,508	55,986
Electrician II	2.5	3	3	1,959-2,360	81,786	83,652
Carpenter Supvr	1	1	1	1,959-2,360	28,320	28,320
Painter Supvr	1	1	1	1,959-2,360	28,320	28,320
Supvng Groundskeeper II	1	1	1	1,745-2,303	27,636	27,636
Painter II	1.3	3	3	1,868-2,251	76,135	78,612
Electrician I	0.3	1	1	1,868-2,251	26,911	27,012
Carpenter II	2	4	4	1,868-2,251	103,248	105,624
Stationary Engr Apprentice	1.6	2	2	1,395-2,243	48,144	48,144
Heavy Equipmt Mechanic	1.9	2	2	1,827-2,197	52,649	53,144
Glazier	-	1	1	1,959-2,150	23,508	24,612
Locksmith	1	1	1	1,786-2,150	25,800	25,800
Materials & Stores Supvr II	1	1	1	1,591-2,098	25,176	25,176
Fire Fighter	2.4	1	1	1,679-2,018	24,216	24,216
Auto Mechanic	2.4	1	1	1,666-2,002	24,024	24,024
Office Asst II-Typing	1	1	1	1,048-1,367	15,708	15,708
Temporary Help-Firefighter	1.4	0.8	0.8	(27,276)	19,183	19,183
Totals, Facilities Operation	46.9	52.8	52.8	\$1,220,997	\$1,446,711	\$1,459,497
Psychiatric Services:						
Chief Psychiatrist	1	1	1	4,795-5,639	66,720	66,720
Staff Psychiatrist	1	1	1	4,156-5,429	60,641	63,487
Staff Psychologist-Clinical	1	1	1	2,415-2,913	34,956	34,956
Medical Tech Asst	5.8	5	5	1,679-2,018	117,948	118,944
Totals, Psychiatric Services	8.8	8	8	\$282,697	\$280,265	\$284,107
Counseling Services:						
Correctional Administrator	1	1	1	3,144-3,801	45,612	45,612
Counselor III	0.9	1	1	2,669-3,222	37,560	37,560
Counselor II	4.5	5	5	2,431-2,930	177,504	177,504
Counselor I	19.5	21	21	2,215-2,669	646,830	654,898
Overtime-Group Counseling	-	-	-	(6,219)	48,546	48,546
Totals, Counseling Services	25.9	28	28	\$772,446	\$956,052	\$964,120
Records:						
Records Mgr	1	1	1	2,002-2,651	26,788	28,084
Records Supvr	0.9	1	1	1,745-2,303	21,186	22,179
Records Specialist	3.6	4	4	1,523-2,002	77,041	80,025
Case Records Asst	-	1	1	1,324-1,591	16,104	16,812
Office Services Supvr I-Typing	1.7	2	2	1,214-1,551	32,982	33,678
Office Techn-Typing	2.5	3	3	1,214-1,551	46,612	48,574

5240 DEPARTMENT OF CORRECTIONS—Continued

1
2
3
4
5
6
7
8
9
10
11
12
13
14
15
16
17
18
19
20
21
22
23
24
25
26
27
28
29
30
31
32
33
34
35
36
37
38
39
40
41
42
43
44
45
46
47
48
49
50
51
52
53
54
55
56
57
58
59
60
61
62
63
64
65
66
67
68
69
70
71
72
73
74
75
76
77
78
79
80
81
82
83
84
85
86
87
88
89
90
91
92
93
94
95
96
97
98

ORGANIZATIONAL UNIT Classification	NUMBER OF POSITIONS			EXPENDITURES		
	Filled 1983-84	Authorized 1984-85	Proposed 1985-86	Actual 1983-84	Estimated 1984-85	Proposed 1985-86
				SALARY RANGE		
Office Asst II-Typing	12.4	15	15	1,048-1,367	207,989	212,743
Word Processing Techn	0.8	1	1	1,048-1,309	15,414	15,708
Totals, Records.....	22.9	28	28	\$387,471	\$444,116	\$457,803
Leisure-Time Activities:						
Teacher-Recr & Physical Educ	1	1	1	1,827-2,778	33,336	33,336
Totals, Leisure-Time Activities	1	1	1	\$32,394	\$33,336	\$33,336
Religion:						
Catholic Chaplain	1	1	1	2,002-2,415	28,980	28,980
Protestant Chaplain	1	1	1	2,002-2,415	28,980	28,980
Temporary Help-Jewish Chaplain	0.1	0.2	0.2	(1,029)	4,807	4,807
Temporary Help-Muslim Chaplain.....	0.6	0.8	0.8	(10,566)	19,080	19,080
Totals, Religion	2.7	3	3	\$67,911	\$81,847	\$81,847
Totals, Inmate Support	170.6	188.24	188.24	\$4,451,603	\$5,104,298	\$5,182,389
Inmate Training:						
Academic Education:						
Supvr - Educ Programs	1	1	1	2,778-3,357	40,284	40,284
Teacher-Arts & Crafts	1	1	1	1,827-2,778	33,336	33,336
Sr Librarian	1	1	1	1,959-2,360	23,508	24,612
Teacher, High School.....	-	4.48	4.48	1,827-2,197	98,220	102,789
Teacher, Elementary	-	4.48	4.48	1,827-2,197	98,220	102,789
Office Asst II-Typing	2.5	2	2	1,048-1,367	28,284	28,752
Temporary Help-Academic Relief	-	0.2	0.2	-	4,744	4,744
Totals, Academic Education.....	5.5	14.16	14.16	\$146,876	\$326,596	\$337,306
Vocational Education:						
Supvr - Voc Instruction	0.9	1	1	2,529-3,052	36,485	36,624
Instructor-Industrial Painting.....	-	1.12	1.12	1,827-2,778	24,555	25,697
Instructor-Landscape/Gardening	-	1.12	1.12	1,827-2,778	24,555	25,697
Instructor-Merchandising	-	1.12	1.12	1,827-2,778	24,555	25,697
Instructor-Printing	1	1	1	1,827-2,778	33,336	33,336
Instructor-Stockkeeping	-	1	1	1,827-2,778	25,176	26,364
Instructor-Electronics	1	2	2	1,827-2,778	31,568	33,082
Instructor-Mach Shop	1	1	1	1,827-2,778	33,336	33,336
Instructor-Mill & Cabinet Work	-	2.12	2.12	1,827-2,778	51,567	54,017
Instructor-Offset Printing	1	1	1	1,827-2,778	33,336	33,336
Instructor-Auto Repair	1	1	1	1,827-2,778	30,348	30,348
Instructor-Auto Mechanics	2	2	2	1,827-2,778	59,670	61,062
Temporary Help-Instructor	0.4	0.3	0.3	(8,271)	7,553	7,553
Totals, Vocational Education	8.3	14.78	14.78	\$251,212	\$416,040	\$426,149
Totals, Inmate Training.....	13.8	28.94	28.94	\$398,088	\$742,636	\$763,455
Administration:						
Warden	0.8	1	1	3,780-4,571	53,996	54,852
C.E.A. II	0.7	1	1	3,052-4,057	36,624	38,400
Correctional Administrator	1.8	2	2	3,144-3,801	89,454	91,224
Staff Services Mgr II-Supvry	1	1	1	2,651-3,200	38,400	38,400
Bus Mgr II	1	1	1	2,450-2,954	35,448	35,448
Counselor II	1.6	2	2	2,431-2,930	70,189	70,320
Labor Relations Specialist I	-	1	1	2,415-2,913	28,980	30,348
Lieut	0.9	1	1	2,215-2,669	29,747	31,167
Sr Acctg Off-Supvr	2	1	1	2,197-2,651	31,812	31,812
Procurement & Services Off II	-	1	1	2,127-2,565	31,812	31,812
Warehouse Mgr II	1.8	1	1	1,912-2,529	30,348	30,348
Property Clk II	0.8	1	1	1,591-2,098	22,944	22,944
Materials & Stores Supvr II	1	1	1	1,591-2,098	25,176	25,176
Bus Service Asst	1	1	1	1,523-1,827	21,924	21,924
Accountant I - Supvr	1.8	2	2	1,401-1,827	39,834	39,984
Materials & Stores Supvr I	3	3	3	1,401-1,827	65,280	65,772
Personnel Asst II	1	1	1	1,481-1,768	21,216	21,216
Warehouse Worker	1	1	1	1,401-1,666	19,992	19,992
Exec Secty I	1	1	1	1,389-1,653	19,836	19,836
Sr Acct Clk	0.9	1	1	1,214-1,551	16,404	17,100
Acctg Techn	3	3	3	1,214-1,551	49,908	50,604
Personnel Asst I	4.9	5	5	1,126-1,551	92,280	93,060
Office Techn-Typing	1	1	1	1,214-1,551	17,100	17,100
Secty	2	2	2	1,236-1,512	34,896	34,896
Acct Clk II	5.7	6	6	1,087-1,367	88,250	89,682
Office Asst II-Typing	2.2	2	2	1,048-1,367	28,550	29,117
Office Asst II-Gen	0.1	0.5	0.5	1,048-1,309	6,722	6,944
Temporary Help-Self-Help.....	0.2	-	-	(3,197)	-	-
Totals, Administration	42.2	44.5	44.5	\$949,164	\$1,047,122	\$1,059,478
Reimbursement Services:						
Focus Recruitment:						
Off	2.4	9	9	1,276-2,018	189,756	198,720
Totals, Reimbursement Services	2.4	9	9	\$51,470	\$189,756	\$198,720
Totals, General Administration	44.6	53.5	53.5	\$1,000,634	\$1,236,878	\$1,258,198
Totals, Folsom State Prison	744	857.18	857.18	\$20,887,174	\$22,315,727	\$22,714,209
Regular/Ongoing Positions.....	740.84	853.37	853.37	17,447,488	21,003,103	21,401,585
Temporary Help	2.9	3.81	3.81	54,301	77,583	77,583

5240 DEPARTMENT OF CORRECTIONS—Continued

1
2
3
4
5
6
7
8
9
10
11
12
13
14
15
16
17
18
19
20
21
22
23
24
25
26
27
28
29
30
31
32
33
34
35
36
37
38
39
40
41
42
43
44
45
46
47
48
49
50
51
52
53
54
55
56
57
58
59
60
61
62
63
64
65
66
67
68
69
70
71
72
73
74
75
76
77
78
79
80
81
82
83
84
85
86
87
88
89
90
91
92
93
94
95
96
97
98

ORGANIZATIONAL UNIT Classification	NUMBER OF POSITIONS			EXPENDITURES		
	Filled 1983-84	Authorized 1984-85	Proposed 1985-86	Actual 1983-84	Estimated 1984-85	Proposed 1985-86
<i>Overtime</i>	-	-	-	SALARY RANGE 3,385,385	1,235,041	1,235,041
San Quentin State Prison						
Institution Program:						
Security:						
Correctional Administrator.....	1.3	1	1	3,144-3,801	45,612	45,612
Prog Administrator	6.4	7	7	2,861-3,458	281,016	283,932
Capt	0.8	2	2	2,669-3,222	77,328	77,328
Lieut	24.1	23.87	23.87	2,215-2,669	756,746	764,808
Sgt	84.6	99.31	99.31	1,924-2,319	2,669,995	2,720,996
Off	604	776.31	776.31	1,276-2,018	17,809,269	18,740,512
Office Techn-Typing	5	4	4	1,214-1,551	63,046	64,440
Office Asst II-Typing	9.2	7	7	1,048-1,367	96,266	99,028
Office Asst II-Gen	4.1	5	5	1,048-1,309	69,203	70,529
Temporary Help-Security	-	1.14	1.14	(2,493)	36,630	36,630
Temporary Help-In Service Trng	-	-	-	(402)	-	-
Temporary Help-Military Leave	-	1.20	1.20	(444)	29,045	29,045
Temporary Help-Escapes & Emergen- cies	0.6	-	-	(17,742)	21,297	21,297
Temporary Help-Custody	0.3	2.70	2.70	(7,768)	65,349	65,349
Temporary Help	12.7	-	-	(376,937)	-	-
Overtime-In Service Trng	-	-	-	(82,139)	-	-
Overtime-Military Leave	-	-	-	(37,539)	8,543	8,543
Overtime-Escapes & Emergencies.....	-	-	-	(2,159,555)	467,448	467,448
Overtime-Custody.....	-	-	-	(836,018)	54,145	54,145
Overtime-Community Hosp Coverage	-	-	-	(701,729)	512,972	512,972
Overtime-Premium Holiday.....	-	-	-	(233,774)	133,895	133,895
Overtime-Night Shift Differential	-	-	-	-	225,823	225,823
Overtime	-	-	-	(1,759,051)	-	-
Totals	753.1	930.53	930.53	\$26,584,188	\$23,423,628	\$24,422,332
Totals, Institution Programs	753.1	930.53	930.53	\$26,584,188	\$23,423,628	\$24,422,332
Inmate Support:						
Feeding:						
Food Mgr	1	1	1	2,197-2,651	30,836	31,812
Food Administrator 1	1	1	1	1,827-2,197	25,770	26,364
Supvng Cook II	2.2	3	3	1,557-2,051	64,972	68,048
Baker II	1	1	1	1,371-1,786	19,940	20,872
Butcher-Meat Cutter II	0.4	1	1	1,371-1,786	18,618	19,487
Supvng Cook I	14.9	13.74	13.74	1,371-1,786	272,766	281,377
Cook II	2.9	3	3	1,265-1,630	54,743	56,487
Temporary Help-Feeding	0.4	1.19	1.19	(3,571)	12,115	12,115
Overtime-Premium Holiday.....	-	-	-	(19,573)	3,012	3,012
Overtime	-	-	-	(83,743)	-	-
Totals	23.8	24.93	24.93	\$573,085	\$502,772	\$519,574
Clothing:						
Materials & Stores Supvr II	0.8	1	1	1,591-2,098	24,659	25,176
Materials & Stores Supvr 1	1	1	1	1,401-1,827	21,924	21,924
Temporary Help	-	-	-	(550)	-	-
Overtime	-	-	-	(260)	-	-
Totals	1.8	2	2	\$30,776	\$46,583	\$47,100
Medical Services:						
Chief Medical Off	0.4	1	1	4,795-5,639	66,799	67,668
Physician & Surgeon	7.2	7.5	7.5	3,780-5,429	464,271	466,577
Pharmacist II	1	1	1	2,778-3,052	36,624	36,624
Pharmacist I	1	1	1	2,529-2,778	33,336	33,336
Nurse-Anesthetist	1	1	1	2,150-2,591	31,092	31,092
Sr Clinical Lab Technologist	1	1	1	1,912-2,529	27,636	27,636
Registered Nurse III	4.3	2.6	2.6	1,868-2,472	62,878	64,625
Registered Nurse II	8.3	15	15	1,706-2,472	355,020	358,920
Supvng Nurse II	1	1	1	2,051-2,472	29,664	29,664
Medical Record Off	1	1	1	1,768-2,336	27,078	28,032
Sr Medical Tech Asst	6.7	7	7	1,924-2,319	191,564	192,732
Registered Nurse I	0.5	-	-	1,591-2,303	-	-
Surgical Nurse II	1	1	1	1,868-2,251	27,012	27,012
Phys Therapist II	1	1	1	1,827-2,197	26,364	26,364
Surgical Nurse I	1	2.2	2.2	1,706-2,051	45,518	47,642
Medical Tech Asst	29.1	32.89	32.89	1,679-2,018	728,599	751,476
X-Ray Techn	1	1	1	1,462-1,912	20,466	21,432
Sr Medical Transcriber	1	1	1	1,331-1,729	18,924	18,924
Medical Transcriber	2.3	3	3	1,191-1,517	44,093	45,774
Stock Clk	1	1	1	1,168-1,486	14,982	15,561
Office Asst II-Typing	1.7	3	3	1,048-1,367	39,492	40,770
Temporary Help-Medical	10.8	1.47	1.47	(80,366)	24,408	24,408
Overtime-Premium Holiday.....	-	-	-	(11,287)	13,887	13,887
Overtime-Medical	-	-	-	(140,151)	13,972	13,972
Totals	83.3	86.66	86.66	\$2,266,777	\$2,343,679	\$2,384,128
Dental Services:						
Chief Dentist	1	1	1	3,888-4,935	57,792	57,792
Dentist	5	5.5	5.5	3,440-4,816	272,739	283,305
Dental Asst	0.8	1	1	1,177-1,498	14,852	15,436

5240 DEPARTMENT OF CORRECTIONS—Continued

1
2
3
4
5
6
7
8
9
10
11
12
13
14
15
16
17
18
19
20
21
22
23
24
25
26
27
28
29
30
31
32
33
34
35
36
37
38
39
40
41
42
43
44
45
46
47
48
49
50
51
52
53
54
55
56
57
58
59
60
61
62
63
64
65
66
67
68
69
70
71
72
73
74
75
76
77
78
79
80
81
82
83
84
85
86
87
88
89
90
91
92
93
94
95
96
97
98

ORGANIZATIONAL UNIT Classification	NUMBER OF POSITIONS			EXPENDITURES		
	Filled 1983-84	Authorized 1984-85	Proposed 1985-86	Actual 1983-84	Estimated 1984-85	Proposed 1985-86
Temporary Help-Dental	-	-	-	SALARY RANGE		
Totals	6.8	7.5	7.5	(9,364) \$326,467	-	-
Facilities Operations:						
Chief - Plant Operation III	0.1	1	1	2,450-2,954	29,400	30,780
Chief - Plant Operation I	1.8	1	1	2,230-2,691	32,292	32,292
Chief Engr I	0.7	1	1	2,370-2,627	31,224	31,224
Supvr Bldg Trades	2	2	2	2,051-2,591	58,104	59,412
Institution Fire Chief	1	1	1	2,113-2,546	30,552	30,552
Plumber Supvr	2	2	2	2,051-2,472	56,334	59,208
Electrician Supvr	1.5	1	1	2,051-2,472	29,664	29,664
Equipt Maint Supvr	1	1	1	2,002-2,415	28,980	28,980
Water & Sewage Plant Supvr	0.6	1	1	2,146-2,361	28,332	28,332
Stationary Engr	3.3	5	5	1,931-2,361	141,660	141,660
Plumber II	5	4	4	1,959-2,360	105,961	109,572
Electrician II	1.6	3	3	1,959-2,360	78,309	82,017
Painter Supvr	2.4	2	2	1,959-2,360	56,640	56,640
Carpenter Supvr	4	4	4	1,959-2,360	113,280	113,280
Mason I	-	1	1	1,959-2,150	23,508	24,612
Supvng Groundskeeper II	1	1	1	1,745-2,303	27,636	27,636
Maint Mechanic	4	5	5	1,868-2,251	126,747	131,525
Plumber I	0.7	1	1	1,868-2,251	22,416	23,508
Electrician I	1	1	1	1,868-2,251	26,911	27,012
Painter II	2	2	2	1,868-2,251	53,721	54,024
Carpenter II	2	1	1	1,868-2,251	26,295	27,517
Stationary Engr Apprentice	3.8	3	3	1,395-2,243	72,216	72,216
Heavy Equipt Mechanic	1	1	1	1,827-2,197	26,364	26,364
Electronics Techn	0.8	1	1	1,630-2,150	21,432	22,416
Locksmith	0.8	1	1	1,786-2,150	21,432	22,416
Painter I	0.6	1	1	1,786-2,150	25,701	25,800
Materials & Stores Supvr II	1	1	1	1,591-2,098	25,176	25,176
Fire Fighter	1.8	1	1	1,679-2,018	20,148	21,084
Laundry Supvr II	1	1	1	1,491-1,959	23,508	23,508
Heavy Truck Driver	1	1	1	1,591-1,912	22,519	22,944
Lead Groundskeeper	2.9	3	3	1,401-1,827	62,207	64,709
Office Services Supvr I-Typing	1.3	1	1	1,214-1,551	17,100	17,832
Temporary Help	-	-	-	(254,485)	-	-
Temporary Help-Firefighter	0.9	0.8	0.8	(29,398)	25,067	25,067
Overtime-Laundry	-	-	-	-	7,140	7,140
Overtime	-	-	-	(253,090)	-	-
Totals	54.6	56.8	56.8	\$1,967,710	\$1,497,976	\$1,525,119
Psychiatric Services:						
Chief Psychiatrist	1	1	1	4,795-5,639	57,540	60,396
Staff Psychiatrist	4	4	4	4,156-5,429	249,276	252,216
Counselor II	2	2	2	2,431-2,930	70,320	70,320
Staff Psychologist-Clinical	3	3	3	2,415-2,913	99,180	101,724
Counselor I	1	1	1	2,215-2,669	26,580	27,828
Office Services Supvr II-Gen	1	1	1	1,358-1,768	21,216	21,216
Medical Transcriber	1.9	2	2	1,191-1,517	31,032	31,572
Office Asst II-Typing	0.9	1	1	1,048-1,367	14,084	14,568
Temporary Help-Psychiatric Services ..	0.4	0.1	0.1	(13,920)	6,259	6,259
Overtime	-	-	-	(2,999)	-	-
Totals	15.2	15.1	15.1	\$520,094	\$575,487	\$586,099
Counseling Services:						
Correctional Administrator	1	1	1	3,144-3,801	42,326	44,373
Counselor III	1	1	1	2,669-3,222	38,664	38,664
Counselor II	11.4	12	12	2,431-2,930	405,096	410,928
Teacher-Recr & Physical Educ	0.4	-	-	1,827-2,778	-	-
Counselor I	20.1	23	23	2,215-2,669	683,238	698,877
Temporary Help	-	-	-	(2,164)	-	-
Overtime-Counseling	-	-	-	(34,332)	35,136	35,136
Totals	33.9	37	37	\$1,077,016	\$1,204,460	\$1,227,978
Records:						
Records Mgr	1	1	1	2,002-2,651	26,470	27,748
Records Supvr	1.9	2	2	1,745-2,303	45,803	47,958
Records Specialist	3.3	4	4	1,523-2,002	75,329	78,796
Case Records Asst	0.8	2	2	1,342-1,745	32,208	33,624
Office Techn-Typing	4.6	4	4	1,214-1,551	65,714	66,812
Office Services Supvr I-Typing	3.3	4	4	1,214-1,551	59,474	61,772
Office Techn-Gen	1	1	1	1,214-1,551	15,028	15,610
Office Asst II-Typing	17.8	19	19	1,048-1,367	255,933	262,970
Office Asst II-Gen	3	3	3	1,048-1,309	40,621	41,986
Asst Clk	0.5	1	1	832-950	10,704	11,004
Overtime	-	-	-	(44,614)	2,241	2,241
Totals	37.2	41	41	\$614,903	\$629,525	\$650,521
Leisure-Time Activities:						
Teacher-Recr & Physical Educ	1.9	2	2	1,827-2,778	52,812	55,344
Totals	1.9	2	2	\$53,311	\$52,812	\$55,344

5240 DEPARTMENT OF CORRECTIONS—Continued

1
2
3
4
5
6
7
8
9
10
11
12
13
14
15
16
17
18
19
20
21
22
23
24
25
26
27
28
29
30
31
32
33
34
35
36
37
38
39
40
41
42
43
44
45
46
47
48
49
50
51
52
53
54
55
56
57
58
59
60
61
62
63
64
65
66
67
68
69
70
71
72
73
74
75
76
77
78
79
80
81
82
83
84
85
86
87
88
89
90
91
92
93
94
95
96
97
98

ORGANIZATIONAL UNIT Classification	NUMBER OF POSITIONS			EXPENDITURES		
	Filled 1983-84	Authorized 1984-85	Proposed 1985-86	Actual 1983-84	Estimated 1984-85	Proposed 1985-86
Religion:				SALARY RANGE		
Protestant Chaplain	2.9	2	2	2,002-2,415	54,060	55,245
Catholic Chaplain	2	1	1	2,002-2,415	29,340	29,340
Temporary Help-Jewish Chaplain	0.2	0.8	0.8	(6,431)	5,871	5,871
Temporary Help-Muslim Chaplain.....	0.4	0.8	0.8	(13,635)	19,080	19,080
Totals	5.5	4.6	4.6	\$144,139	\$108,351	\$109,536
Totals, Inmate Support	264	277.59	277.59	7,574,278	7,307,028	7,461,932
Inmate Training:						
Academic Education:						
Supvr - Correctional Educ Programs ..	0.5	1	1	2,778-3,357	40,284	40,284
Supvr - Academic Instruction	1	1	1	2,529-3,052	36,624	36,624
Teacher, Academic	-	8	8	1,827-2,778	221,088	231,840
Teacher-High School Educ	2	1	1	1,827-2,778	33,336	33,336
Teacher-Elementary.....	-	5	5	1,827-2,778	138,180	144,900
Teacher-Music	1	1	1	1,827-2,778	33,336	33,336
Supvng Librarian	0.7	1	1	2,251-2,717	27,012	28,320
Sr Librarian	1	1	1	1,959-2,360	28,320	28,320
Librarian	0.6	1	1	1,786-2,150	22,006	23,053
Materials & Stores Supvr I	0.9	1	1	1,401-1,827	21,924	21,924
Office Services Supvr II-Gen	0.8	1	1	1,358-1,768	21,216	21,216
Office Asst II-Typing	-	1	1	1,048-1,214	12,954	13,584
Temporary Help-Academic Instruction	0.2	0.2	0.2	(7,051)	8,056	8,056
Totals	8.7	23.2	23.2	\$254,652	\$644,336	\$664,793
Vocational Education:						
Supvr - Voc Instruction	1.8	3	3	2,529-3,052	103,179	105,060
Instructor-Welding	1	1	1	1,827-2,778	27,636	28,980
Instructor-Plumbing	1	1	1	1,827-2,778	33,336	33,336
Instructor-Printing	1	1	1	1,827-2,778	33,336	33,336
Instructor-Sheet Metal Work	1	1	1	1,827-2,778	33,336	33,336
Instructor-TWX Repair	1	1	1	1,827-2,778	32,193	33,336
Instructor-Industrial Arts	1.6	2	2	1,827-2,778	55,260	56,280
Instructor-Landscape Gardening	0.9	1	1	1,827-2,778	30,348	31,812
Instructor-Machine Shop	1	1	1	1,827-2,778	30,348	31,812
Instructor-Offset Printing	1	1	1	1,827-2,778	33,336	33,336
Instructor-Auto Mechanics	0.4	1	1	1,827-2,778	27,636	28,980
Instructor-Dry Cleaning Work	1	1	1	1,827-2,778	33,336	33,336
Instructor-Electrical Work	0.4	2	2	1,827-2,778	56,180	58,758
Instructor-Electronics	1	1	1	1,827-2,778	33,336	33,336
Instructor-Small Engine Repair.....	-	1	1	1,827-2,778	27,636	28,980
Instructor-Mill & Cabinet	-	1	1	1,827-2,778	27,636	28,980
Instructor-Upholstery.....	-	1	1	1,827-2,778	27,636	28,980
Materials & Stores Supvr I	1	1	1	1,401-1,827	21,924	21,924
Temporary Help-Vocational Instructor	-	0.3	0.3	-	10,572	10,572
Totals	15.1	22.3	22.3	\$527,651	\$678,200	\$694,470
Totals, Inmate Training.....	23.8	45.5	45.5	\$782,303	\$1,322,536	\$1,359,263
Administration:						
Warden	1	1	1	3,963-4,571	52,523	54,317
C.E.A. II	1	1	1	3,052-4,057	48,684	48,684
Correctional Administrator	2	2	2	3,144-3,801	91,224	91,224
Capt	1.5	1	1	2,669-3,222	32,028	33,588
Bus Mgr II	0.5	1	1	2,450-2,954	30,090	31,536
Lieut.....	1.8	2	2	2,215-2,669	54,744	57,345
Sr Acctg Off-Supvr	1	1	1	2,197-2,651	31,812	31,812
Procurement & Services Off II	1	1	1	2,127-2,565	30,780	30,780
Warehouse Mgr II	0.9	1	1	1,912-2,529	26,788	28,084
Property Clk II	0.9	1	1	1,591-2,098	21,842	22,859
Materials & Stores Supvr II	2.4	2	2	1,591-2,098	48,660	49,776
Personnel Asst III	0.9	1	1	1,611-1,939	23,268	23,268
Bus Service Asst	0.2	1	1	1,523-1,827	21,148	21,798
Accountant I - Supvr	0.7	2	2	1,401-1,827	39,821	40,607
Materials & Stores Supvr I	1.8	3	3	1,401-1,827	59,040	61,696
Personnel Asst II	1	1	1	1,481-1,768	21,216	21,216
Exec Secty I	1.5	1	1	1,389-1,653	19,836	19,836
Acctg Techn	2.2	5	5	1,214-1,551	77,970	80,001
Personnel Asst I	6.1	7	7	1,126-1,551	120,732	121,425
Office Techn-Typing	2.9	2	2	1,214-1,551	33,728	34,140
Secty	1	1	1	1,236-1,512	17,448	17,448
Stock Clk	1	1	1	1,168-1,486	16,114	16,810
Acct Clk II	5.2	5	5	1,087-1,367	56,516	57,976
Office Asst II-Typing	4	4	4	1,048-1,367	55,061	56,426
Bookkeeping Mach Opr I	2.1	1	1	1,048-1,309	13,024	13,444
Bookkeeping Mach Opr II	1	1	1	1,126-1,309	14,260	14,798
Office Asst II-Gen	1	1	1	1,048-1,309	14,480	14,568
Office Asst I-Typing	1.7	1	1	976-1,126	11,209	11,525
Temporary Help	0.3	-	-	(4,844)	22,521	22,521
Overtime-Administration	-	-	-	(548,475)	7,140	7,140
Totals	48.6	52	52	\$1,480,597	\$1,113,707	\$1,136,648

5240 DEPARTMENT OF CORRECTIONS—Continued

1
2
3
4
5
6
7
8
9
10
11
12
13
14
15
16
17
18
19
20
21
22
23
24
25
26
27
28
29
30
31
32
33
34
35
36
37
38
39
40
41
42
43
44
45
46
47
48
49
50
51
52
53
54
55
56
57
58
59
60
61
62
63
64
65
66
67
68
69
70
71
72
73
74
75
76
77
78
79
80
81
82
83
84
85
86
87
88
89
90
91
92
93
94
95
96
97
98

ORGANIZATIONAL UNIT Classification	NUMBER OF POSITIONS			EXPENDITURES		
	Filled 1983-84	Authorized 1984-85	Proposed 1985-86	Actual 1983-84	Estimated 1984-85	Proposed 1985-86
Reimbursement Services:						
Employee Services:				SALARY RANGE		
Supvng Cook I	1	1	1	1,371-1,786	18,618	19,487
Acctg Techn	0.5	1	1	1,214-1,551	14,568	15,120
Totals	1.5	2	2	\$20,175	\$33,186	\$34,607
Focus Recruitment:						
Correctional Off	1.4	11	11	1,276-2,018	232,256	243,216
Asst Clk	-	4	4	832-950	40,146	40,338
Totals	1.4	15	15	\$44,001	\$272,402	\$283,554
Totals, Reimbursement Services ...	2.9	17	17	\$64,176	\$305,588	\$318,161
Totals, Administration	51.5	69	69	\$1,544,773	\$1,419,295	\$1,454,809
Totals, San Quentin State Prison ..	1,092.4	1,322.62	1,322.62	\$36,485,542	\$33,472,487	\$34,698,336
Regular/Ongoing Positions	1,065.2	1,311.92	1,311.92	28,605,918	33,207,514	34,433,363
Temporary Help	27.2	10.7	10.7	931,295	264,973	264,973
Overtime	-	-	-	6,948,329	-	-
Sierra Conservation Center						
Institution Program:						
Security:						
Correctional Administrator	0.9	1	1	3,144-3,801	45,435	45,612
Capt	0.9	1	1	2,669-3,222	34,898	36,580
Lieut	17.9	18	18	2,215-2,669	568,185	573,921
Sgt	26.2	38	38	1,924-2,319	995,850	1,021,700
Off	174.1	255	255	1,276-2,018	5,673,937	5,858,270
Office Techn-Typing	0.5	1	1	1,214-1,551	17,100	17,100
Secty	1	1	1	1,236-1,512	17,448	17,448
Office Asst II-Typing	4	5.8	5.8	1,048-1,367	65,406	68,148
Office Asst II-Gen	1	1	1	1,048-1,309	14,568	14,568
Office Asst I-Typing	0.1	1	1	976-1,126	12,156	12,546
Temporary Help-Security	-	0.4	0.4	(323)	20,798	20,798
Temporary Help-Military Leave	-	0.1	0.1	(37)	4,841	4,841
Temporary Help-Escapes and Emergencies	0.4	0.3	0.3	(5,073)	17,957	17,957
Temporary Help	9.8	-	-	(156,314)	-	-
Overtime-Military Leave	-	-	-	(2,004)	1,616	1,616
Overtime-Escapes and Emergencies ...	-	-	-	(149,510)	100,810	100,810
Overtime-Premium Holiday	-	-	-	(62,624)	67,391	67,391
Overtime-Shift Differential	-	-	-	(21,953)	59,654	59,654
Overtime-Sick Leave Relief	-	-	-	(110,553)	94,077	94,077
Overtime-Community Hosp Coverage ..	-	-	-	(36,655)	15,115	15,115
Overtime	-	-	-	(187,253)	-	-
Totals, Security	236.8	323.6	323.6	\$5,983,498	\$7,827,242	\$8,048,152
Totals, Institutional Program	236.8	323.6	323.6	\$5,983,498	\$7,827,242	\$8,048,152
Inmate Support:						
Feeding:						
Instructor-Meat Cutting	1	1	1	1,827-2,778	33,336	33,336
Food Mgr	1	1	1	2,197-2,651	31,812	31,812
Supvng Cook II	1	3	3	1,557-2,051	61,980	63,732
Baker II	0.4	2	2	1,371-1,786	34,476	36,110
Supvng Cook I	8.1	12	12	1,371-1,786	226,277	234,030
Butcher II	-	1	1	1,371-1,786	16,452	17,280
Office Asst II-Typing	1	1	1	1,048-1,367	14,844	15,414
Temporary Help-Feeding	-	0.68	0.68	-	13,307	13,307
Overtime-Premium Holiday	-	-	-	(8,480)	1,882	1,882
Totals, Feeding	12.5	21.68	21.68	\$267,321	\$434,366	\$446,903
Clothing:						
Materials & Stores Supvr II	1	1	1	1,591-2,098	25,176	25,176
Materials & Stores Supvr I	1	1	1	1,401-1,827	21,104	21,924
Total, Clothing	2	2	2	\$43,148	\$46,280	\$47,100
Medical Services:						
Chief Medical Off	1	1	1	4,795-5,639	66,720	66,720
Physician & Surgeon	1.9	3	3	3,780-5,429	157,872	162,665
Pharmacist II	1	1	1	2,778-3,052	34,956	36,624
Sr Clinical Lab Technologist	1	1	1	1,912-2,529	27,636	27,636
Registered Nurse III	1	1	1	1,868-2,472	22,416	23,508
Sr Medical Tech Asst	1	1	1	1,924-2,319	27,828	27,828
Clinical Lab Technologist	0.3	1	1	1,827-2,303	22,485	23,538
Medical Tech Asst	9.5	11	11	1,679-2,018	259,592	261,504
X-Ray Techn	1	1	1	1,462-1,912	22,944	22,944
Pre-Registered Nurse	0.5	1	1	1,523-1,666	18,276	19,092
Medical Transcriber	1	1	1	1,191-1,517	18,204	18,204
Ofc Asst II-Typing	-	1	1	1,048-1,214	12,576	13,164
Temporary Help-Medical	-	0.32	0.32	(2,339)	18,408	18,408
Overtime-Premium Holiday	-	-	-	(6,065)	3,577	3,577
Totals, Medical	19.2	24.32	24.32	\$562,452	\$713,490	\$725,412

5240 DEPARTMENT OF CORRECTIONS—Continued

ORGANIZATIONAL UNIT	NUMBER OF POSITIONS			EXPENDITURES		
	Filed 1983-84	Authorized 1984-85	Proposed 1985-86	Actual 1983-84	Estimated 1984-85	Proposed 1985-86
Dental Services:						
Chief Dentist	1	1	1	3,888-4,935	57,792	57,792
Dentist	5.2	6.5	6.5	3,440-4,816	305,043	319,617
Dental Lab Techn	-	1	1	1,706-2,051	20,472	21,432
Totals, Dental.....	6.2	8.5	8.5	\$300,086	\$383,307	\$398,841
Facilities Operations:						
Chief - Plant Operation III	1	1	1	2,450-2,954	35,448	35,448
Chief Engr I	1	1	1	2,370-2,627	31,524	31,524
Supvr Bldg Trades	1	1	1	2,051-2,591	31,092	31,092
Dry Cleaning Plant Supvr	1	1	1	1,959-2,591	30,259	31,092
Institution Fire Chief	1	1	1	2,113-2,546	25,764	26,996
Plumber Supvr	1	1	1	2,051-2,472	29,664	29,664
Electrician Supvr	2	2	2	2,051-2,472	59,328	59,328
Utility Shops Supvr	0.7	1	1	2,051-2,472	29,664	29,664
Equipt Maint Supvr	0.7	1	1	2,002-2,415	27,972	28,980
Water & Sewage Plant Supvr	1	1	1	2,146-2,361	28,332	28,332
Fire Services Trng Spec I.....	-	1	1	2,002-2,197	20,020	25,200
Stationary Engr	10.9	11	11	1,931-2,361	301,332	301,332
Painter Supvr	0.9	1	1	1,959-2,360	26,406	27,666
Carpenter Supvr	1	1	1	1,959-2,360	28,320	28,320
Supvg Groundskeeper II	0.4	1	1	1,745-2,303	23,394	24,504
Plumber I	1	2	2	1,868-2,251	48,822	50,520
Electrician I	1	1	1	1,868-2,251	26,406	27,012
Maint Mechanic.....	-	1	1	1,868-2,251	22,416	23,508
Heavy Equipt Mechanic	1	1	1	1,827-2,197	26,364	26,364
Painter I	0.9	1	1	1,786-2,150	24,060	25,206
Locksmith	1	1	1	1,786-2,150	25,800	25,800
Materials & Stores Supvr II	1	1	1	1,591-2,098	25,176	25,176
Fire Fighter	1	1	1	1,679-2,018	24,216	24,216
Auto Mechanic	1	1	1	1,666-2,002	24,024	24,024
Laundry Supvr II	1	1	1	1,491-1,959	23,508	23,508
Bldg Maint Worker	1	1	1	1,557-1,868	22,416	22,416
Groundskeeper	1.6	1	1	1,342-1,666	19,992	19,992
Warehouse Worker	1	1	1	1,401-1,666	19,992	19,992
Materials & Stores Sup. I	-	1	1	1,401-1,666	16,812	17,544
Laundry Supvr I	0.9	1	1	1,265-1,630	17,915	18,713
Office Asst II-Typing	1	1	1	1,048-1,367	14,706	15,267
Temporary Help-Institution						
Fire Fighter	1.4	0.43	0.43	(27,252)	8,341	8,341
Overtime-Garage Relief	-	-	-	-	6,269	6,269
Overtime	-	-	-	(19,335)	-	-
Totals, Facilities Operations.....	39.4	43.43	43.43	\$1,026,378	\$1,125,754	\$1,143,010
Counseling Services:						
Prog Administrator	2.5	2	2	2,861-3,458	80,440	82,344
Counselor III	1	1	1	2,669-3,222	38,664	38,664
Counselor II	4	5.6	5.6	2,431-2,930	185,952	188,102
Counselor I	10.9	11	11	2,215-2,669	343,587	348,666
Totals-Counseling	18.4	19.6	19.6	\$584,778	\$648,643	\$657,776
Records:						
Records Mgr	1	1	1	2,002-2,651	31,812	31,812
Records Supvr	1	1	1	1,745-2,303	25,176	25,176
Records Specialist	5.8	6	6	1,523-2,002	123,852	127,000
Records Asst	-	1	1	1,342-1,745	16,104	16,812
Office Services Supvr II-Gen	0.9	1	1	1,358-1,768	17,832	18,612
Office Services Supvr I-Typing	2	2	2	1,214-1,551	30,148	31,318
Office Techn-Typing	0.7	1	1	1,214-1,551	14,982	15,561
Office Asst II-Typing	11.3	16	16	1,048-1,367	211,988	218,854
Word Processing Techn	0.7	1	1	1,048-1,309	13,698	14,172
Office Asst I-Typing	4.7	6	6	976-1,126	73,647	76,016
Seasonal Clk	0.7	1	1	846-967	10,308	10,644
Total, Records	28.8	37	37	\$444,680	\$569,547	\$585,977
Leisure-Time Activities:						
Teacher-Recr & Physical Educ	2	2	2	1,827-2,778	66,672	66,672
Materials & Stores Supvr I	1	1	1	1,401-1,827	21,924	21,924
Totals, Leisure Time	3	3	3	\$86,094	\$88,596	\$88,596
Religion:						
Protestant Chaplain	1	1	1	2,002-2,415	28,980	28,980
Catholic Chaplain	1	1	1	2,002-2,415	24,024	25,176
Temporary Help-Jewish Chaplain	-	0.2	0.2	(260)	4,989	4,989
Totals, Religion	2	2.2	2.2	\$56,576	\$57,993	\$59,145
Totals, Inmate Support	131.5	161.73	161.73	\$3,371,513	\$4,067,976	\$4,152,760
Inmate Training:						
Academic Education:						
Supvr - Correctional Educ Programs ..	1.3	1	1	2,778-3,357	40,284	40,284
Supvr - Academic Instruction	1	1	1	2,529-3,052	36,624	36,624
Teacher-High School Educ	3.2	15	15	1,827-2,778	381,472	399,548
Sr Librarian	1	1	1	1,959-2,360	28,320	28,320
Office Services Supvr I-Typing	1	1	1	1,214-1,551	17,222	17,962
Office Asst II-Typing	0.3	1	1	1,048-1,367	12,576	13,164

5240 DEPARTMENT OF CORRECTIONS—Continued

ORGANIZATIONAL UNIT Classification	NUMBER OF POSITIONS			EXPENDITURES		
	Filled 1983-84	Authorized 1984-85	Proposed 1985-86	Actual 1983-84	Estimated 1984-85	Proposed 1985-86
				SALARY RANGE		
Teaching Asst	0.1	2	2	1,156-1,347	27,744	29,136
Temporary Help-Academic Relief	-	1	1	-	29,052	29,052
Totals, Academic Education	7.9	23	23	\$216,065	\$573,294	\$594,090
Vocational Education:						
Supvr - Voc Instruction	0.8	1	1	2,529-3,052	35,929	36,624
Test & Counsl	-	1	1	2,415-2,913	28,980	30,348
Instructor-Masonry	2	2	2	1,827-2,778	60,344	61,704
Instructor-Industrial Arts	0.1	1	1	1,827-2,778	25,275	26,470
Instructor-Auto Mechanics	2	2	2	1,827-2,778	60,240	63,136
Instructor-Auto Repair	2	2	2	1,827-2,778	63,342	64,782
Instructor-Welding	1.8	2	2	1,827-2,778	63,228	64,660
Instructor-Upholstering	0.9	3	3	1,827-2,778	80,436	82,644
Instructor-Refrig Air Condition	0.5	1	1	1,827-2,778	21,924	22,944
Instructor-Mill & Cabinet Work	2	2	2	1,827-2,778	65,058	66,245
Instructor-Var	-	3	3	1,827-2,778	75,528	79,092
Temporary Help-Inst Relief	-	1.36	1.36	-	34,271	34,271
Totals, Vocational Education	12.1	21.36	21.36	\$361,550	\$614,555	\$632,920
Inmate Employment:						
Camp Administration:						
Correctional Administrator	1	1	1	3,144-3,801	45,612	45,612
Prog Administrator	2	2	2	2,861-3,458	82,668	82,992
Counselor II	2	2	2	2,431-2,930	70,320	70,320
Lieut	4.9	4	4	2,215-2,669	122,664	123,912
Counselor I	7	7	7	2,215-2,669	224,196	224,196
Food Mgr	1	1	1	2,197-2,651	28,868	30,234
Stationary Engr	3	3	3	1,931-2,361	79,836	79,836
Sgt	0.5	1	1	1,924-2,319	27,828	27,828
Carpenter I	-	1	1	1,868-2,051	22,416	23,532
Electrician I	-	1	1	1,868-2,051	22,416	23,532
Plumber I	-	1	1	1,868-2,051	22,416	23,532
Supvng Cook II	3	3	3	1,557-2,051	73,836	73,836
Off	4	5	5	1,276-2,018	107,406	119,514
Secty	1	1	1	1,236-1,512	17,448	17,448
Office Asst II-Typing	1.2	2	2	1,048-1,367	20,856	27,732
Overtime-Transp	-	-	-	(136,237)	186,529	186,529
Totals, Camp Administration	30.6	35	35	\$1,012,664	\$1,155,315	\$1,180,585
Camp Operations:						
Lieut	14.1	19	19	2,215-2,669	547,452	586,098
Sgt	18.2	30	30	1,924-2,319	715,490	787,040
Medical Techn Asst	-	1	1	1,679-2,018	20,148	21,084
Off	90.6	131	131	1,276-2,018	2,749,002	3,088,208
Material & Stores Supvr I	-	1	1	1,401-1,827	16,812	17,544
Supvng Cook I	-	1	1	1,371-1,630	16,452	17,280
Overtime-Sick Leave Relief	-	-	-	(86,261)	21,072	21,072
Overtime-Casework	-	-	-	(247)	14,643	14,643
Overtime-Prem Holiday	-	-	-	(34,868)	29,761	29,761
Overtime	-	-	-	(35,879)	-	-
Totals, Camp Operations	122.9	183	183	\$2,946,702	\$4,130,832	\$4,582,730
Totals, Inmate Training	173.5	262.36	262.36	\$4,536,981	\$6,473,996	\$6,990,325
Administration:						
Supt III	0.5	1	1	3,690-4,464	53,568	53,568
C.E.A. II	1	1	1	3,052-4,057	48,684	48,684
Correctional Administrator	1.9	2	2	3,144-3,801	89,464	90,860
Community Resources Mgr	1.7	1	1	2,591-3,128	31,092	32,604
Bus Mgr II	0.9	1	1	2,450-2,954	33,324	34,912
Lieut	1.4	1	1	2,215-2,669	32,028	32,028
Sr Acctg Off-Supvr	1.3	1	1	2,197-2,651	29,892	31,324
Procurement & Services Off II	0.5	1	1	2,127-2,565	29,664	30,564
Warehouse Mgr II	1	1	1	1,912-2,529	29,664	30,348
Property Clk II	0.7	1	1	1,591-2,098	25,176	25,176
Materials & Stores Supvr II	3.5	3	3	1,591-2,098	73,629	74,728
Materials & Stores Supvr I	5.9	6	6	1,401-1,827	129,612	130,560
Accountant I - Supvr	2.9	3	3	1,401-1,827	58,003	59,377
Bus Service Asst	0.4	1	1	1,523-1,827	21,924	21,924
Personnel Asst II	1	1	1	1,481-1,768	21,216	21,216
Warehouse Worker	1	1	1	1,401-1,666	19,542	19,992
Exec Secty I	1	1	1	1,389-1,653	19,836	19,836
Office Techn-Typing	1	1	1	1,214-1,551	17,100	17,100
Office Techn-Gen	0.2	1	1	1,214-1,551	18,612	18,612
Personnel Asst I	3.9	4	4	1,126-1,551	67,476	68,889
Acctg Techn	4	4	4	1,214-1,551	68,810	69,912
Secty	0.9	1	1	1,236-1,512	15,610	16,288
Office Asst II-Typing	1.8	3	3	1,048-1,367	41,712	42,300
Acct Clk II	7.04	8	8	1,087-1,367	114,228	116,922
Temporary Help-Self Help	-	-	-	(1,854)	9,866	9,866
Overtime-Clerical, Maint	-	-	-	(9,094)	1,685	1,685
Totals, Administration	45.44	49	49	\$979,534	\$1,101,417	\$1,119,275

5240 DEPARTMENT OF CORRECTIONS—Continued

ORGANIZATIONAL UNIT	NUMBER OF POSITIONS			EXPENDITURES			
	Classification	Filled 1983-84	Authorized 1984-85	Proposed 1985-86	Actual 1983-84	Estimated 1984-85	Proposed 1985-86
Reimbursement Services:							
Employee Services:				SALARY RANGE			
Supvng Cook I	0.7	1	1	1,371-1,786	17,958	18,757	
Acct Clk II	1	1	1	1,087-1,367	15,120	15,708	
Temporary Help-Employee Services ..	-	0.6	0.6	(555)	10,249	10,249	
Forestry-Indirect Overhead:							
Materials & Stores Supvr I	1	1	1	1,401-1,827	21,924	21,924	
Acctg Techn	1	1	1	1,214-1,551	17,100	17,100	
Overtime-Forestry Firefighter	-	-	-	(341,146)	607,400	607,400	
Overtime-L.A. County Firefighter	-	-	-	(67,369)	42,400	42,400	
Overtime	-	-	-	(2,899)	-	-	
Focus Recruitment:							
Asst Clk	0.1	1	1	832-950	10,608	10,904	
Totals, Reimbursement Services ..	3.8	5.6	5.6	\$476,444	\$742,759	\$744,442	
Totals, Sierra Conservation Center	591.04	802.29	802.29	\$15,347,970	\$20,213,390	\$21,054,954	
Regular/Ongoing Positions	579.44	796.9	796.9	13,835,258	18,787,430	19,628,994	
Temporary Help	11.6	5.39	5.39	194,280	172,079	172,079	
Overtime	-	-	-	1,318,432	1,253,881	1,253,881	
Narcotic Addict Evaluation Auth							
Chairman	0.5	1	1	24,270	24,270	24,270	
Member	6.4	6	6	23,061	138,366	138,366	
Adm Off-Hearing Rep	0.9	1	1	3,708-3,888	46,656	46,656	
Secty	1	1	1	1,236-1,512	17,808	17,808	
Totals, Narcotic Addict Evaluation							
Authorized Positions	8.8	9	9	\$212,370	\$227,100	\$227,100	
Regular/Ongoing Positions	8.8	9	9	212,370	227,100	227,100	
Inmate Welfare Fund							
Administration:							
Staff Adm Analyst	1	1	1	2,415-2,913	34,956	34,956	
Accountant I - Specialist	1	1	1	1,401-1,827	19,992	19,992	
Overtime	-	-	-	-	1,234	1,234	
Totals	2	2	2	\$53,394	\$56,182	\$56,182	
California Correctional Center:							
Prison Canteen Mgr II	1	1	1	1,745-2,303	27,636	27,636	
Prison Canteen Mgr I	0.6	1	1	1,591-2,098	25,176	25,176	
Materials & Stores Supvr I	1	1	1	1,401-1,827	20,387	21,350	
Overtime-Canteen	-	-	-	(7,168)	-	-	
Totals	2.6	3	3	\$67,018	\$73,199	\$74,162	
California Correctional Institution:							
Prison Canteen Mgr II	1	1	1	1,745-2,303	27,636	27,636	
Prison Canteen Mgr I	1	1	1	1,591-2,098	25,176	25,176	
Materials & Stores Supvr I	0.9	2	2	1,401-1,827	43,848	43,848	
Overtime	-	-	-	(1,097)	3,089	3,089	
Totals	2.9	4	4	\$71,727	\$99,749	\$99,749	
California Institution For Men:							
Prison Canteen Mgr II	1	1	1	1,745-2,303	27,636	27,636	
Prison Canteen Mgr I	2	2	2	1,591-2,098	48,300	49,392	
Materials & Stores Supvr I	1	1	1	1,401-1,827	21,924	21,924	
Accountant I - Supvr	0.6	1	1	1,401-1,827	19,764	20,680	
Overtime-Canteen	-	-	-	(8,586)	2,923	2,923	
Totals	4.6	5	5	\$114,361	\$120,547	\$122,555	
California Institution For Women:							
Prison Canteen Mgr II	1	1	1	1,745-2,303	27,636	27,636	
Prison Canteen Mgr I	1	1.5	1.5	1,591-2,098	34,722	35,172	
Accountant I - Specialist	0.2	0.5	0.5	1,401-1,827	8,406	8,772	
Overtime-Canteen	-	-	-	(1,918)	1,194	1,194	
Totals	2.2	3	3	\$57,457	\$71,958	\$72,774	
California Medical Facility:							
Prison Canteen Mgr II	1	1	1	1,745-2,303	27,636	27,636	
Prison Canteen Mgr I	2	2	2	1,591-2,098	47,310	47,760	
Accountant I - Specialist	0.7	1	1	1,401-1,827	16,812	17,544	
Overtime-Canteen	-	-	-	(3,080)	4,764	4,764	
Totals	3.7	4	4	\$89,468	\$96,522	\$97,704	
California Men's Colony:							
Prison Canteen Mgr II	1	1	1	1,745-2,303	27,636	27,636	
Prison Canteen Mgr I	1	2	2	1,591-2,098	49,200	50,328	
Materials & Stores Supvr I	2.3	3	3	1,401-1,827	65,772	65,772	
Acct Clk II	1	1	1	1,087-1,367	15,414	16,056	
Overtime-Canteen	-	-	-	(14,071)	3,303	3,303	
Totals	5.3	7	7	\$130,212	\$161,325	\$163,095	
California Rehabilitation Center:							
Prison Canteen Mgr II	1	1	1	1,745-2,303	27,636	27,636	
Prison Canteen Mgr I	2	1	1	1,591-2,098	25,176	25,176	
Materials & Stores Supvr I	0.4	2	2	1,401-1,827	38,736	39,468	

5240 DEPARTMENT OF CORRECTIONS—Continued

ORGANIZATIONAL UNIT Classification	NUMBER OF POSITIONS			EXPENDITURES		
	Filled 1983-84	Authorized 1984-85	Proposed 1985-86	Actual 1983-84	Estimated 1984-85	Proposed 1985-86
				SALARY RANGE		
Acctg Techn	0.2	0.5	0.5	1,214-1,551	8,550	8,550
Overtime-Canteen	-	-	-	(5,929)	6,601	6,601
Totals	3.6	4.5	4.5	\$97,412	\$106,699	\$107,431
Correctional Training Facility:						
Prison Canteen Mgr II	0.5	1	1	1,745-2,303	20,940	21,924
Prison Canteen Mgr I	2	3	3	1,591-2,098	69,444	70,344
Materials & Stores Supvr	-	1	1	1,401-1,827	16,812	17,544
Acctg Techn	1	1	1	1,214-1,551	17,100	17,100
Overtime	-	-	-	(10,807)	7,310	7,310
Totals	3.5	6	6	\$100,872	\$131,606	\$134,222
Deuel Vocational Institution:						
Prison Canteen Mgr II	0.9	1	1	1,745-2,303	27,636	27,636
Prison Canteen Mgr I	1	2	2	1,591-2,098	49,200	50,352
Materials & Stores Supvr I	1	1	1	1,401-1,827	21,924	21,924
Sr Acct Clk	0.9	1	1	1,214-1,551	17,100	17,100
Totals	3.8	5	5	\$83,918	\$115,860	\$117,012
Folsom State Prison:						
Prison Canteen Mgr II	1	1	1	1,745-2,303	27,636	27,636
Prison Canteen Mgr I	1	1	1	1,591-2,098	25,176	25,176
Materials & Stores Supvr I	1	2	2	1,401-1,827	37,594	39,304
Accountant I - Specialist	1	1	1	1,401-1,827	19,992	19,992
Acct Clk II	0.5	0.5	0.5	1,087-1,367	7,836	7,560
Overtime-Canteen	-	-	-	(2,900)	13,313	13,313
Totals	4.5	5.5	5.5	\$99,665	\$131,547	\$132,981
San Quentin State Prison:						
Prison Canteen Mgr II	-	1	1	1,745-2,303	27,636	27,636
Prison Canteen Mgr I	2	2	2	1,591-2,098	50,352	50,352
Materials & Stores Supvr I	1	1	1	1,401-1,827	16,812	17,544
Accountant I - Specialist	1	1	1	1,401-1,827	18,825	19,596
Overtime-Canteen	-	-	-	(20,033)	26,551	26,551
Totals	4	5	5	\$109,272	\$140,176	\$141,679
Sierra Conservation Center:						
Prison Canteen Mgr II	1	1	1	1,745-2,303	27,636	27,636
Prison Canteen Mgr I	2	2	2	1,591-2,098	50,352	50,352
Overtime-Canteen	-	-	-	-	416	416
Totals	3	3	3	\$88,224	\$78,404	\$78,404
Amador:						
Canteen Mgr II	-	1	1	1,745-2,303	8,725	21,350
Totals	-	1	1	-	\$8,725	\$21,350
San Diego:						
Canteen Mgr II	-	1	1	1,745-2,303	2,181	21,022
Laundry Supvr II	-	1	1	1,491-1,786	1,118	17,958
Materials & Stores Supvr I	-	1	1	1,401-1,827	1,051	16,873
Totals	-	3	3	-	\$4,350	\$55,853
Solano:						
Canteen Mgr I	-	2	2	1,575-2,098	30,921	44,134
Materials & Stores Supvr I	-	1	1	1,401-1,827	9,457	17,544
Totals	-	3	3	-	\$40,378	\$61,678
Southern Maximum Security Complex:						
Canteen Mgr I	-	1	1	1,591-2,098	4,773	29,169
Totals	-	1	1	-	\$4,773	\$29,169
Totals, Inmate Welfare Fund	45.7	65	65	\$1,163,000	\$1,442,000	\$1,566,000
Regular/Ongoing Positions	45.7	65	65	1,087,416	1,371,302	1,495,302
Overtime	-	-	-	75,584	70,698	70,698
Solano County State Prison:						
Institution Program:						
Security:						
Correctional Administrator	-	2	2	3,144-3,801	37,728	79,104
Prog Administrator	-	4	4	2,861-3,458	121,593	143,326
Capt	-	1	1	2,669-3,222	32,028	33,588
Lieut	-	21.34	21.34	2,215-2,669	460,512	588,849
Sgt	-	43.17	43.17	1,924-2,319	833,342	1,037,424
Off	-	429.06	429.06	1,757-2,018	7,005,386	9,396,367
Office Services Supvr I-Gen	-	1	1	1,214-1,551	14,568	15,120
Office Techn-Typing	-	4	4	1,214-1,551	45,525	59,997
Office Asst II-Typing	-	4	4	1,048-1,309	61,046	53,465
Office Asst II-Gen	-	2	2	1,048-1,309	25,152	26,700
Telephone Opr	-	1	1	1,048-1,214	12,576	13,350
Temporary Help-Military Leave	-	0.3	0.3	-	6,650	6,650
Temporary Help-Escapes & Emergen- cies	-	19.7	19.7	-	374,400	374,400
Overtime-Military Leave	-	-	-	-	1,289	1,289
Overtime-Escapes & Emergencies	-	-	-	-	561,188	561,188
Overtime-Casework Premium	-	-	-	-	54,210	54,210
Overtime-Holiday	-	-	-	-	85,419	85,419

5240 DEPARTMENT OF CORRECTIONS—Continued

ORGANIZATIONAL UNIT	NUMBER OF POSITIONS			EXPENDITURES			
	Classification	Filled 1983-84	Authorized 1984-85	Proposed 1985-86	Actual 1983-84	Estimated 1984-85	Proposed 1985-86
					SALARY RANGE		
Overtime-Night Differential	-	-	-	-	153,931	153,931	
Overtime-Community Hosp Coverage	-	-	-	-	65,398	65,398	
Overtime	-	-	-	(865)	-	-	
Totals	-	532.57	532.57	\$189,640	\$9,951,941	\$12,749,775	
Inmate Support:							
Feeding:							
Supvng Cook II	-	2	2	1,706-2,051	33,086	42,704	
Supvng Cook I	-	9.78	9.78	1,491-1,786	113,971	180,471	
Overtime-Premium Holiday	-	-	-	-	1,307	1,307	
Totals	-	11.78	11.78	-	\$148,364	\$224,482	
Clothing:							
Materials & Stores Supvr II	-	1	1	1,591-2,098	19,092	21,924	
Supvr I	-	2	2	1,401-1,827	23,467	34,646	
Totals	-	3	3	-	\$42,559	\$56,570	
Medical Services:							
Physician & Surgeon	-	6	6	3,780-5,429	160,650	353,952	
Pharmacist I	-	1	1	2,415-2,651	28,980	30,348	
Sr Clinical Lab Technologist	-	1	1	1,912-2,529	14,340	23,619	
Supvng Nurse II	-	1	1	2,051-2,472	15,383	25,355	
Registered Nurse III	-	2	2	1,868-2,472	41,096	45,014	
Medical Tech Asst	-	11.41	11.41	1,679-2,018	162,766	237,453	
Sr X-Ray Techn	-	1	1	1,523-2,002	11,423	18,786	
Sr Medical Transcriber	-	1	1	1,331-1,729	9,983	16,407	
Office Techn-Typing	-	1	1	1,214-1,551	9,105	14,913	
Medical Transcriber	-	1	1	1,048-1,309	8,933	14,630	
Overtime-Sick Leave Relief	-	-	-	-	1,960	1,960	
Overtime-Premium Holiday	-	-	-	-	2,764	2,764	
Totals	-	26.41	26.41	-	\$467,383	\$785,201	
Dental:							
Dentist	-	6	6	3,440-4,816	132,440	254,080	
Dental Asst	-	2	2	1,177-1,498	17,655	28,923	
Totals	-	8	8	-	\$150,095	\$283,003	
Facilities Operations:							
Chief-Plant Operation III	-	1	1	2,450-2,954	29,400	30,780	
Chief Engr	-	1	1	2,370-2,627	14,236	25,983	
Supvr Bldg Trades	-	2	2	2,051-2,591	38,420	51,600	
Electrician Supvr	-	1	1	2,051-2,472	24,612	28,320	
Plumber Supvr	-	1	1	2,051-2,472	24,612	28,320	
Stationary Engr	-	3	3	1,931-2,361	54,068	76,164	
Carpenter Supvr	-	1	1	1,959-2,360	23,508	25,800	
Painter Supvr	-	1	1	1,959-2,360	23,508	25,800	
Electrician II	-	1	1	1,959-2,360	13,223	24,129	
Plumber II	-	1	1	1,959-2,360	13,223	24,129	
Supvng Groundskeeper II	-	1	1	1,912-2,303	20,940	24,024	
Painter II	-	1	1	1,868-2,251	12,609	23,030	
Carpenter II	-	1	1	1,868-2,251	12,609	23,030	
Maint Mechanic	-	4	4	1,868-2,251	64,913	94,910	
Locksmith	-	1.12	1.12	1,786-2,150	24,004	26,329	
Electronics Techn	-	1	1	1,630-2,150	19,560	21,432	
Materials & Stores Supvr II	-	1	1	1,591-2,098	10,739	19,598	
Truck Driver	-	1.12	1.12	1,523-1,827	20,469	22,391	
Lead Groundskeeper	-	1	1	1,401-1,827	9,457	17,224	
Office Asst II-Typing	-	1	1	1,048-1,367	12,576	13,350	
Vector Control Asst I	-	1	1	1,177-1,285	6,872	12,807	
Overtime-Stationary Engr	-	-	-	-	1,542	1,542	
Totals	-	27.24	27.24	-	\$475,100	\$640,692	
Psychiatric Services:							
Staff Psychiatrist	-	1	1	4,156-5,429	31,170	51,402	
Totals	-	1	1	-	\$31,170	\$51,402	
Counseling Services:							
Counselor II	-	5	5	2,431-2,930	83,191	150,957	
Counselor I	-	20	20	2,215-2,669	303,195	545,848	
Totals	-	25	25	-	\$386,386	\$696,805	
Records:							
Counselor III	-	1	1	2,669-3,222	31,092	32,604	
Counselor II	-	1	1	2,431-2,930	16,409	29,076	
Records Mgr	-	1	1	2,002-2,651	24,024	25,404	
Records Supvr	-	1	1	1,745-2,303	20,940	21,924	
Records Specialist	-	5	5	1,523-2,002	63,205	75,110	
Office Services Supvr I-Typing	-	2	2	1,214-1,481	22,459	29,988	
Office Techn-Typing	-	2	2	1,214-1,551	15,782	30,994	
Prog Techn I	-	1	1	1,126-1,309	13,512	14,016	
Office Asst II-Typing	-	18	18	1,048-1,367	153,270	239,644	
Totals	-	32	32	-	\$360,693	\$498,760	

5240 DEPARTMENT OF CORRECTIONS—Continued

1
2
3
4
5
6
7
8
9
10
11
12
13
14
15
16
17
18
19
20
21
22
23
24
25
26
27
28
29
30
31
32
33
34
35
36
37
38
39
40
41
42
43
44
45
46
47
48
49
50
51
52
53
54
55
56
57
58
59
60
61
62
63
64
65
66
67
68
69
70
71
72
73
74
75
76
77
78
79
80
81
82
83
84
85
86
87
88
89
90
91
92
93
94
95
96
97
98

ORGANIZATIONAL UNIT Classification	NUMBER OF POSITIONS			EXPENDITURES		
	Filled 1983-84	Authorized 1984-85	Proposed 1985-86	Actual 1983-84	Estimated 1984-85	Proposed 1985-86
Leisure-Time Activities:				SALARY RANGE		
Teacher-Recr & Phys Educ	-	2.24	2.24	1,827-2,778	39,902	52,001
Materials & Stores Supvr I	-	1.12	1.12	1,401-1,827	18,829	19,649
Totals	-	3.36	3.36	-	\$58,731	\$71,650
Religion:						
Catholic Chaplain	-	1	1	2,002-2,415	13,514	24,679
Protestant Chaplain	-	1	1	2,002-2,415	13,514	24,679
Temporary Help-Jewish Chaplain	-	0.3	0.3	-	4,064	4,064
Temporary Help-Muslim Chaplain	-	0.3	0.3	-	4,064	4,064
Totals	-	2.6	2.6	-	\$35,156	\$57,486
Totals, Inmate Support	-	140.39	140.39	-	\$2,155,637	\$3,366,051
Inmate Training:						
Academic Education:						
Supvr-Academic Instruction	-	2	2	2,529-3,052	56,270	63,502
Teacher-Elementary & High School ...	-	24.64	24.64	1,827-2,778	310,005	554,415
Sr Librarian	-	1	1	1,959-2,360	23,508	24,612
Library Tech Asst I	-	4	4	1,214-1,551	38,545	59,773
Office Asst II Typing	-	2	2	1,048-1,260	13,624	26,465
Totals	-	33.64	33.64	-	\$441,952	\$728,767
Vocational Education:						
Supvr-Voc Instruction	-	2	2	2,529-3,052	56,270	63,233
Instructor	-	34.72	34.72	1,827-2,778	409,248	873,136
Totals	-	36.72	36.72	-	\$465,518	\$936,369
Totals, Inmate Training	-	70.36	70.36	-	\$907,470	\$1,665,136
Administration:						
C.E.A. II	-	1	1	3,052-4,057	36,624	48,132
Bus Mgr II	-	1	1	2,450-2,954	29,400	30,840
Counselor II	-	1	1	2,300-2,845	15,930	29,049
Bus Services Off I	-	1	1	1,827-2,197	21,924	22,944
Materials & Stores Supvr II	-	1	1	1,591-2,098	19,092	19,992
Auto Mechanic	-	1	1	1,666-2,012	19,992	21,024
Bus Services Asst	-	1	1	1,523-1,827	18,276	19,092
Materials & Stores Supvr I	-	3	3	1,401-1,827	50,436	52,632
Accountant I-Supvr	-	1	1	1,401-1,827	16,812	17,544
Pers Asst II	-	1	1	1,481-1,768	17,772	18,528
Office Techn-Typing	-	2	2	1,214-1,551	29,136	30,240
Pers Asst I	-	4	4	1,126-1,551	50,107	55,917
Acctg Techn	-	5	5	1,214-1,551	70,716	75,600
Office Asst II-Typing	-	5	5	1,048-1,367	51,816	60,989
Acct Clk II	-	9	9	1,087-1,367	100,062	124,242
Office Asst II-Gen	-	2	2	1,048-1,309	14,148	26,748
Totals, Administration	-	39	39	\$21,868	\$562,243	\$653,513
Totals, Solano County State Prison	-	782.32	782.32	\$211,508	\$13,577,291	\$18,434,475
Regular/Ongoing Positions	-	761.72	761.72	210,643	12,259,105	17,116,289
Temporary Help	-	20.6	20.6	-	389,178	389,178
Overtime	-	-	-	865	929,008	929,008
California State Prison-Amador County						
Institution Program:						
Security:						
Correctional Administrator	-	1	1	3,144-3,801	\$45,612	\$45,612
Capt	-	1	1	2,930-3,222	35,160	36,864
Lieut	-	4	4	2,215-2,669	117,216	119,712
Sgt	-	7	7	1,924-2,319	146,224	168,760
Office Techn	-	1	1	1,214-1,425	14,706	15,267
Office Asst II-Typing	-	3	3	1,048-1,214	29,452	39,522
Totals, Security	-	17	17	-	\$388,730	\$425,737
Inmate Support:						
Feeding:						
Food Mgr	-	1	1	2,197-2,651	17,576	27,212
Totals, Feeding	-	1	1	-	\$17,576	\$27,212
Clothing:						
Material & Stores Supvr I	-	1	1	1,401-1,827	9,807	17,239
Totals, Clothing	-	1	1	-	\$9,807	\$17,239
Medical Services:						
Chief Medical Off	-	1	1	4,795-5,560	33,565	49,140
Registered Nurse III	-	1	1	1,868-2,251	11,208	22,962
Office Techn-Typing	-	1	1	1,214-1,425	7,284	14,844
Totals, Medical Services	-	3	3	-	\$52,057	\$86,946
Dental Services:						
Chief Dentist	-	1	1	3,888-4,704	19,440	47,601
Totals, Dental Services	-	1	1	-	\$19,440	\$47,601

5240 DEPARTMENT OF CORRECTIONS—Continued

ORGANIZATIONAL UNIT Classification	NUMBER OF POSITIONS			EXPENDITURES		
	Filled 1983-84	Authorized 1984-85	Proposed 1985-86	Actual 1983-84	Estimated 1984-85	Proposed 1985-86
Facilities Operations:				SALARY RANGE		
Chief of Plant Operations III.....	-	1	1	2,450-2,954	29,400	30,780
Fire Chief	-	1	1	2,113-2,546	25,356	26,580
Locksmith	-	1	1	1,786-1,959	21,432	22,416
Warehouse Mgr I	-	1	1	1,745-2,098	20,940	21,924
Totals, Facilities Operations.....	-	4	4	-	\$97,128	\$101,700
Totals, Inmate Support	-	10	10	-	\$196,008	\$280,698
Inmate Training:						
Academic Education:						
Supvr of Corr Educ Prog	-	1	1	2,778-3,357	\$19,446	\$34,281
Sr Librarian	-	1	1	1,959-2,360	9,795	23,968
Totals, Academic Education.....	-	2	2	-	\$29,241	\$58,249
Totals, Inmate Training.....	-	2	2	-	\$29,241	\$58,249
Administration:						
CEA II	-	2	2	3,052-4,057	\$73,248	\$76,800
Correctional Administrator.....	-	1	1	3,144-3,801	37,728	39,552
Lieut	-	1	1	2,215-2,669	26,580	27,828
Sr Acctg Off	-	1	1	2,197-2,651	26,364	27,636
Acctg Off-Supvr	-	1	1	1,827-2,197	21,924	22,944
Bus Services Off I	-	1	1	1,827-2,197	21,924	22,944
Procurement and Services Off I.....	-	1	1	1,827-2,197	21,924	22,944
Property Clk.....	-	1	1	1,591-1,912	11,137	19,617
Personnel Asst II	-	1	1	1,481-1,768	17,772	18,528
Materials & Stores Supvr I.....	-	2	2	1,401-1,827	19,614	34,478
Exec Secty I	-	1	1	1,389-1,633	16,668	17,400
Office Techn-Typing	-	2	2	1,214-1,425	29,136	30,240
Acctg Techn	-	1	1	1,214-1,425	14,568	15,120
Personnel Asst I.....	-	1	1	1,126-1,309	13,512	14,016
Acct Clk II	-	2	2	1,087-1,260	21,740	27,024
Office Asst II-Typing	-	3	3	1,048-1,214	23,290	39,288
Totals, Administration	-	22	22	-	\$397,129	\$456,359
Totals, General Administration	-	22	22	-	\$397,129	\$456,359
Totals, California State Prison- Amador County	-	51	51	-	\$1,011,108	\$1,221,043
Regular/Ongoing Positions.....	-	51	51	-	1,011,108	1,221,048
Southern Maximum Security Complex, Tehachapi Institution Program:						
Security:						
Correctional Administrator.....	-	1	1	3,144-3,801	\$37,728	\$39,552
Prog Administrator	-	2	2	2,861-3,458	4,292	68,872
Capt	-	1	1	2,669-3,222	32,028	33,588
Lieut	-	13.55	13.55	2,215-2,669	157,071	367,534
Sgt	-	42.97	42.97	1,924-2,319	137,417	998,806
Off	-	300.34	300.34	1,757-2,018	1,187,319	6,388,457
Office Techn-Typing	-	3	3	1,214-1,551	36,420	45,084
Office Asst II-Typing	-	6	6	1,048-1,260	31,291	79,903
Totals	-	369.86	369.86	-	\$1,623,566	\$8,021,796
Inmate Support:						
Feeding:						
Supvng Cook II	-	2	2	1,557-2,051	9,342	37,806
Supvng Cook I.....	-	6.52	6.52	1,371-1,786	26,817	108,480
Butcher-Meat Cutter II.....	-	1	1	1,371-1,786	4,113	16,638
Totals	-	9.52	9.52	-	\$40,272	\$162,924
Clothing:						
Materials & Stores Supvr I.....	-	2	2	1,401-1,827	4,203	33,807
Totals	-	2	2	-	\$4,203	\$33,807
Medical Services:						
Physician & Surgeon	-	2	2	3,780-5,429	9,450	91,178
Staff Psychologist.....	-	1	1	2,415-2,913	3,019	29,123
Medical Tech Asst.....	-	8.15	8.15	1,679-2,018	17,109	161,580
Totals	-	11.15	11.15	-	\$29,578	\$281,881
Dental Services:						
Dentist	-	2	2	3,440-3,780	8,600	82,965
Totals	-	2	2	-	\$8,600	\$82,965
Facilities Operations:						
Stationary Engr	-	2	2	1,931-2,361	2,897	46,667
Electrician II	-	1	1	1,959-2,360	1,469	23,577
Plumber II	-	1	1	1,959-2,360	1,469	23,577
Painter II.....	-	1	1	1,868-2,251	1,401	22,484
Carpenter II	-	1	1	1,868-2,251	1,401	22,484
Electronics Techn	-	1	1	1,630-2,150	1,223	19,617
Locksmith	-	1	1	1,786-1,959	7,144	18,188
Firefighter.....	-	1	1	1,630-1,959	2,038	19,655
Laundry Supvr.....	-	1	1	1,265-1,491	949	15,219
Totals	-	10	10	-	\$19,991	\$211,468

5240 DEPARTMENT OF CORRECTIONS—Continued

ORGANIZATIONAL UNIT Classification	NUMBER OF POSITIONS			EXPENDITURES		
	Filled 1983-84	Authorized 1984-85	Proposed 1985-86	Actual 1983-84	Estimated 1984-85	Proposed 1985-86
				SALARY RANGE		
Counseling Services:						
Counselor II	-	2	2	2,431-2,930	3,647	58,517
Counselor I	-	6	6	2,215-2,669	9,675	159,949
Totals	-	8	8	-	\$13,322	\$218,466
Records:						
Counselor II	-	1	1	2,431-2,930	1,770	29,258
Records Supvr	-	1	1	1,745-2,303	3,490	21,104
Records Specialist	-	2	2	1,523-2,002	6,092	36,824
Office Services Supvr I-Typing	-	1	1	1,214-1,551	2,428	14,660
Ofc Techn-Gen	-	1	1	1,214-1,551	2,428	14,660
Ofc Asst II-Typing	-	3	3	1,048-1,260	6,288	38,382
Ofc Asst II-Gen	-	3	3	1,048-1,260	6,288	38,382
Totals	-	12	12	-	\$28,784	\$193,270
Leisure Activities:						
Teacher-Recr & Phys Educ	-	1.12	1.12	1,827-2,778	3,069	24,698
Materials & Stores Supvr I	-	3	3	1,401-1,827	3,152	50,574
Totals	-	4.12	4.12	-	\$6,221	\$75,272
Religion:						
Chaplain-Protestant	-	1	1	2,002-2,415	1,502	24,096
Totals	-	1	1	-	\$1,502	\$24,096
Totals, Inmate Support	-	59.79	59.79	-	\$152,473	\$1,284,149
Inmate Training:						
Academic Education:						
Teacher-Academic	-	4.48	4.48	1,827-2,778	8,185	22,009
Librarian	-	1	1	1,786-2,150	1,340	20,093
Library Technical Asst I	-	1	1	1,214-1,425	1,214	14,890
Totals	-	6.48	6.48	-	\$10,739	\$56,992
Vocational Education:						
Voc Instructor	-	6.72	6.72	1,827-2,778	18,416	148,186
Totals	-	6.72	6.72	-	\$18,416	\$148,186
Totals, Inmate Training	-	13.2	13.2	-	\$29,155	\$205,178
Administration:						
CEA II	-	1	1	3,052-4,057	36,624	38,400
Correctional Administrator	-	1	1	3,144-3,801	37,728	39,552
Materials & Stores Supvr II	-	1	1	1,591-2,098	9,546	19,542
Auto Mechanic	-	1	1	1,666-2,002	1,250	20,051
Bus Service Asst	-	1	1	1,523-1,827	18,276	19,092
Accountant I (Supvr)	-	1	1	1,401-1,827	16,812	17,544
Materials & Stores Supvr I	-	2	2	1,401-1,827	16,812	34,356
Secty	-	1	1	1,236-1,512	14,832	15,396
Acctg Techn	-	1	1	1,214-1,551	14,568	15,120
Personnel Asst I	-	3	3	1,126-1,309	31,528	41,712
Acct Clk II	-	3	3	1,087-1,367	23,914	41,094
Totals	-	16	16	-	\$221,890	\$301,859
Totals, Administration	-	16	16	-	\$221,890	\$301,859
Totals, Southern Maximum Security Complex, Tehachapi	-	458.85	458.85	-	\$2,027,084	\$9,812,982
Regular/Ongoing Positions	-	458.85	458.85	-	2,027,084	9,812,982
California State Prison-San Diego County						
Institution Program:						
Security:						
Correctional Administrator	-	1	1	3,458-3,801	\$41,496	\$43,488
Capt	-	1	1	2,669-3,222	32,028	33,588
Lieut	-	5	5	2,215-2,669	132,900	139,140
Sgt	-	7	7	1,924-2,319	121,212	143,510
Office Techn-Typing	-	1	1	1,214-1,425	14,568	15,120
Office Asst II-Typing	-	3	3	1,048-1,213	31,980	39,834
Totals, Security	-	18	18	-	\$374,184	\$414,680
Inmate Support:						
Feeding:						
Food Mgr	-	1	1	2,197-2,651	15,379	27,106
Totals, Feeding	-	1	1	-	\$15,379	\$27,106
Medical Services:						
Chief Medical Off	-	1	1	4,795-5,560	28,770	58,968
Registered Nurse III	-	1	1	1,868-2,251	9,340	22,871
Office Techn-Typing	-	1	1	1,214-1,425	6,070	14,798
Totals, Medical Services	-	3	3	-	\$44,180	\$96,637

1
2
3
4
5
6
7
8
9
10
11
12
13
14
15
16
17
18
19
20
21
22
23
24
25
26
27
28
29
30
31
32
33
34
35
36
37
38
39
40
41
42
43
44
45
46
47
48
49
50
51
52
53
54
55
56
57
58
59
60
61
62
63
64
65
66
67
68
69
70
71
72
73
74
75
76
77
78
79
80
81
82
83
84
85
86
87
88
89
90
91
92
93
94
95
96
97
98

5240 DEPARTMENT OF CORRECTIONS—Continued

ORGANIZATIONAL UNIT	NUMBER OF POSITIONS			EXPENDITURES		
	Classification	Filled 1983-84	Authorized 1984-85	Proposed 1985-86	Actual 1983-84	Estimated 1984-85
				SALARY RANGE		
Dental Services:						
Chief Dentist	-	1	1	3,888-4,704	15,552	47,412
Totals, Dental Services	-	1	1	-	\$15,552	\$47,412
Facilities Operation:						
Chief of Plant Operations III.....	-	1	1	2,450-2,954	29,400	30,780
Fire Chief	-	1	1	2,113-2,546	21,130	26,376
Locksmith	-	1	1	1,786-1,959	7,836	23,876
Warehouse Mgr I	-	1	1	1,745-2,098	10,470	21,432
Totals, Facilities Operations	-	4	4	-	\$68,836	\$102,464
Totals, Inmate Support	-	9	9	-	\$143,947	\$273,619
Inmate Training:						
Academic Education:						
Supvr of Corr Educ Prog	-	1	1	2,778-3,357	16,668	34,146
Librarian	-	1	1	1,786-2,150	7,144	21,760
Totals, Academic Education	-	2	2	-	\$23,812	\$55,906
Totals, Inmate Training	-	2	2	-	\$23,812	\$55,906
Administration:						
CEA II	-	2	2	3,052-4,057	73,248	76,800
Correctional Administrator.....	-	1	1	3,144-3,801	37,728	39,552
Sr Acctg Off	-	1	1	2,197-2,651	26,364	27,636
Acctg Off-Supvr	-	1	1	1,827-2,197	21,924	22,944
Bus Services Off I	-	1	1	1,827-2,197	21,924	22,944
Procurement and Servs Off I	-	1	1	1,827-2,197	21,924	22,944
Property Clk	-	1	1	1,591-1,912	11,137	19,617
Personnel Asst II	-	1	1	1,481-1,768	17,772	18,528
Materials & Stores Supvr I	-	3	3	1,401-1,827	25,218	51,534
Exec Secty I	-	1	1	1,389-1,633	16,668	17,400
Office Techn-Typing	-	2	2	1,214-1,425	29,136	30,240
Acctg Techn	-	1	1	1,214-1,425	14,568	15,120
Personnel Asst I	-	1	1	1,126-1,309	13,512	14,016
Acct Clk II	-	2	2	1,087-1,260	19,566	26,790
Office Asst II-Typing	-	3	3	1,048-1,214	40,370	52,722
Totals, Administration	-	22	22	-	\$391,059	\$458,787
Totals, General Administration	-	25	25	-	\$391,059	\$458,787
Totals, California State Prison-San Diego County	-	51	51	-	\$933,002	\$1,202,992
Regular/Ongoing Position	-	51	51	-	993,002	1,202,992
California State Prison-Sacramento County Institution Prog:						
Security:						
Capt	-	1	1	2,669-3,222	\$5,338	\$32,288
Office Techn	-	1	1	1,214-1,425	2,428	14,660
Totals, Security	-	2	2	-	\$7,766	\$46,948
Inmate Support:						
Facilities Operation:						
Chief of Plant Operation I	-	1	1	2,230-2,691	26,760	28,032
Totals, Facilities Operations	-	1	1	-	\$26,760	\$28,032
Totals, Inmate Support	-	1	1	-	\$26,760	\$28,032
Administration:						
Correctional Administrator.....	-	1	1	3,144-3,801	\$6,288	\$38,032
Acctg Off-Supvr	-	1	1	1,827-2,197	3,654	22,094
Bus Services Off I	-	1	1	1,827-2,197	3,654	22,094
Procurement and Services Off I	-	1	1	1,827-2,197	3,654	22,094
Pers Asst II	-	1	1	1,481-1,768	5,924	18,024
Exec Secty I	-	1	1	1,389-1,633	16,668	17,400
Office Techn-Typing	-	2	2	1,214-1,425	7,284	29,412
Pers Asst	-	1	1	1,126-1,309	4,504	13,680
Totals, Administration	-	9	9	-	\$51,630	\$182,830
Totals, Gen Administration	-	9	9	-	\$51,630	\$182,830
Totals, California State Prison-Sacramento County	-	12	12	-	\$86,156	\$257,810
Regular/Ongoing Position	-	12	12	-	86,156	\$257,810
California State Prison-San Bernardino County Institution Program:						
Security:						
Correctional Administrator.....	-	1	1	3,144-3,801	\$37,728	\$39,552
Capt	-	1	1	2,669-3,222	32,028	33,588
Lieut	-	5	5	2,215-2,669	121,825	138,620
Sgt	-	7	7	1,924-2,319	109,668	166,974
Office Techn	-	1	1	1,214-1,425	14,706	15,267
Office Asst II-Typing	-	3	3	1,048-1,214	28,647	39,483
Totals, Security	-	18	18	-	\$344,602	\$433,484

5240 DEPARTMENT OF CORRECTIONS—Continued

1
2
3
4
5
6
7
8
9
10
11
12
13
14
15
16
17
18
19
20
21
22
23
24
25
26
27
28
29
30
31
32
33
34
35
36
37
38
39
40
41
42
43
44
45
46
47
48
49
50
51
52
53
54
55
56
57
58
59
60
61
62
63
64
65
66
67
68
69
70
71
72
73
74
75
76
77
78
79
80
81
82
83
84
85
86
87
88
89
90
91
92
93
94
95
96
97
98

ORGANIZATIONAL UNIT Classification	NUMBER OF POSITIONS			EXPENDITURES		
	Filled 1983-84	Authorized 1984-85	Proposed 1985-86	Actual 1983-84	Estimated 1984-85	Proposed 1985-86
Inmate Support:						
Feeding:				SALARY RANGE		
Food Mgr	-	1	1	2,197-2,651	13,182	27,000
Totals, Feeding	-	1	1	-	\$13,182	\$27,000
Medical Services:						
Chief Medical Off	-	1	1	4,795-5,560	23,975	58,730
Registered Nurse III	-	1	1	1,868-2,251	9,340	22,871
Off Techn-Typing	-	1	1	1,214-1,425	6,070	14,798
Totals, Medical Services	-	3	3	-	\$39,385	\$96,399
Dental Services:						
Chief Dentist	-	1	1	3,888-4,704	15,552	47,412
Totals, Dental Services	-	1	1	-	\$15,552	\$47,412
Facilities Operations:						
Chief of Plant Operations III	-	1	1	2,450-2,954	29,400	30,780
Fire Chief	-	1	1	2,113-2,546	19,017	26,274
Locksmith	-	1	1	1,786-1,959	7,144	21,760
Warehouse Mgr I	-	1	1	1,745-2,098	8,725	21,350
Totals, Facilities Operations	-	4	4	-	\$64,286	\$100,164
Totals, Inmate Support	-	9	9	-	\$132,405	\$270,975
Inmate Training:						
Academic Educ:						
Supvr of Corr Educ Prog	-	1	1	2,778-3,357	13,890	34,011
Librarian	-	1	1	1,786-2,150	7,144	21,760
Totals, Academic Training	-	2	2	-	\$21,034	\$55,771
Totals, Inmate Training	-	2	2	-	\$21,034	\$55,771
Administration:						
CEA II	-	2	2	3,052-4,057	\$70,196	\$76,652
Correctional Administrator	-	1	1	3,144-3,801	37,728	39,552
Sr Acctg Off	-	1	1	2,197-2,651	26,364	27,636
Acctg Off-Supvr	-	1	1	1,827-2,197	14,616	22,604
Bus Services Off I	-	1	1	1,827-2,197	21,924	22,944
Procurement and Services Off I	-	1	1	1,827-2,197	21,924	22,944
Property Clk	-	1	1	1,591-1,912	7,955	19,492
Pers Asst II	-	1	1	1,481-1,768	17,772	18,528
Materials & Stores Supvr I	-	3	3	1,401-1,827	21,015	51,351
Exec Secty I	-	1	1	1,389-1,633	16,668	17,400
Ofc Techn	-	2	2	1,214-1,425	29,136	30,240
Acctg Techn	-	1	1	1,214-1,425	13,354	15,074
Pers Asst I	-	1	1	1,126-1,309	13,512	14,016
Acct Clk II	-	2	2	1,087-1,260	17,392	26,712
Ofc Asst II-Typing	-	3	3	1,048-1,214	29,384	38,820
Totals, Administration	-	22	22	-	\$358,940	\$443,965
Totals, General Administration	-	22	22	-	\$358,940	\$443,965
Totals, California State Prison San Bernardino County	-	51	51	-	\$856,981	\$1,204,195
Regular/Ongoing Positions	-	51	51	-	856,981	1,204,195
Northern California Women's Facility						
Institution program:						
Inmate Support:						
Facilities Operation:						
Chief of Plant Operations III	-	1	1	2,450-2,954	29,400	30,780
Totals, Facilities Operations	-	1	1	-	\$29,400	\$30,780
Totals, Inmate Support	-	1	1	-	\$29,400	\$30,780
Administration:						
CEA II (New Prison Mgr)	-	1	1	3,052-4,057	36,624	38,400
Correctional Administrator	-	1	1	3,144-3,801	18,864	38,640
Exec Secty	-	1	1	1,389-1,633	16,668	17,400
Totals, Administration	-	3	3	-	\$72,156	\$94,440
Totals, General Administration	-	3	3	-	\$72,156	\$94,440
Totals, Northern California Women's Facility	-	4	4	-	\$101,556	\$125,220
Regular/Ongoing Positions	-	4	4	-	101,556	125,220
California State Prison-Los Angeles County						
Institution Program:						
Inmate Support:						
Facilities Operation:						
Chief of Plant Operations III	-	1	1	2,450-2,954	29,400	30,780
Totals, Facilities Operations	-	1	1	-	\$29,400	\$30,780
Totals, Inmate Support	-	1	1	-	\$29,400	\$30,780

5240 DEPARTMENT OF CORRECTIONS—Continued

ORGANIZATIONAL UNIT	NUMBER OF POSITIONS			EXPENDITURES			
	Classification	Filed 1983-84	Authorized 1984-85	Proposed 1985-86	Actual 1983-84	Estimated 1984-85	Proposed 1985-86
Administration:							
CEA II (New Prison Mgr)	-	1	1	3,052-4,057	36,624	38,400	
Correctional Administrator	-	1	1	3,144-3,801	18,864	38,640	
Exec Secty I	-	1	1	1,389-1,633	16,668	17,400	
Totals, Administration	-	3	3	-	\$72,156	\$94,440	
Totals, General Administration	-	3	3	-	\$72,156	\$94,440	
Totals, California State Prison-Los Angeles County	-	4	4	-	\$101,556	\$125,220	
Regular/Ongoing Position	-	4	4	-	101,556	125,220	
California State Prison-Riverside County							
Institution Program:							
Inmate Support:							
Facilities Operation:							
Chief of Plant Operations III	-	1	1	2,450-2,954	29,400	30,780	
Totals, Facilities Operations	-	1	1	-	\$29,400	\$30,780	
Totals, Inmate Support	-	1	1	-	\$29,400	\$30,780	
Administration:							
CEA II (New Prison Mgr)	-	1	1	3,052-4,057	36,624	38,400	
Correctional Administrator	-	1	1	3,144-3,801	18,864	38,640	
Exec Secty I	-	1	1	1,389-1,633	16,668	17,400	
Totals, Administration	-	3	3	-	\$72,156	\$94,440	
Totals, General Administration	-	3	3	-	\$72,156	\$94,440	
Totals, California State Prison-Riverside County	-	4	4	-	\$101,556	\$125,220	
Regular/Ongoing Position	-	4	4	-	101,556	125,220	
California State Prison-Kings County							
Institution Program:							
Security:							
Correctional Administrator	-	1	1	3,144-3,801	\$37,728	\$39,552	
Capt	-	1	1	2,669-3,222	32,028	33,588	
Lieut	-	5	5	2,215-2,669	132,900	139,140	
Sgt	-	7	7	1,924-2,319	121,212	143,510	
Office Techn-Typing	-	1	1	1,214-1,425	14,568	15,120	
Office Asst II-Typing	-	3	3	1,048-1,214	31,908	39,600	
Totals, Security	-	18	18	-	\$370,344	\$410,510	
Inmate Support:							
Feeding:							
Food Mgr	-	1	1	2,197-2,651	15,379	27,106	
Totals, Feeding	-	1	1	-	\$15,379	\$27,106	
Medical Services:							
Chief Medical Off	-	1	1	4,795-5,560	28,770	58,968	
Registered Nurse III	-	1	1	1,868-2,251	9,340	22,871	
Office Techn-Typing	-	1	1	1,214-1,425	6,070	14,798	
Totals, Medical Services	-	3	3	-	\$44,180	\$96,637	
Dental Services:							
Chief Dentist	-	1	1	3,888-4,704	19,440	47,601	
Totals, Dental Services	-	1	1	-	\$19,440	\$47,601	
Facilities Operation:							
Chief of Plant Operations III	-	1	1	2,450-2,954	29,400	30,780	
Fire Chief	-	1	1	2,113-2,546	21,130	26,376	
Locksmith	-	1	1	1,786-1,959	7,144	21,760	
Warehouse Mgr I	-	1	1	1,745-2,098	10,470	21,432	
Totals, Facilities Operations	-	4	4	-	\$68,144	\$100,348	
Totals, Inmate Support	-	9	9	-	\$147,143	\$271,692	
Inmate Training:							
Academic Educ:							
Supvr of Corr Educ Prog	-	1	1	2,778-3,357	16,668	34,146	
Librarian	-	1	1	1,786-2,150	7,144	21,760	
Totals, Academic Educ	-	2	2	-	\$23,812	\$55,906	
Totals, Inmate Training	-	2	2	-	\$23,812	\$55,906	
Administration:							
CEA II	-	2	2	3,052-4,057	73,248	76,800	
Correctional Administrator	-	1	1	3,144-3,801	37,728	39,552	
Sr Acctg Off	-	1	1	2,197-2,651	26,364	27,636	
Acctg Off-Supvr	-	1	1	1,827-2,197	21,924	22,944	
Bus Services Off I	-	1	1	1,827-2,197	21,924	22,944	
Procurement and Services Off I	-	1	1	1,827-2,197	21,924	22,944	
Property Clk	-	1	1	1,591-1,912	9,546	19,506	
Personnel Asst II	-	1	1	1,481-1,768	17,772	18,528	
Materials & Stores supvr I	-	3	3	1,401-1,827	25,218	51,534	
Exec Secty I	-	1	1	1,389-1,633	16,668	17,400	

5240 DEPARTMENT OF CORRECTIONS—Continued

ORGANIZATIONAL UNIT Classification	NUMBER OF POSITIONS			EXPENDITURES		
	Filled 1983-84	Authorized 1984-85	Proposed 1985-86	Actual 1983-84	Estimated 1984-85	Proposed 1985-86
				SALARY RANGE		
Office Techn-Typing	-	2	2	1,214-1,425	29,136	30,240
Acctg Techn	-	1	1	1,214-1,425	14,568	15,120
Pers Asst I	-	1	1	1,126-1,309	13,512	14,016
Acct Clk II	-	2	2	1,087-1,260	19,566	26,790
Office Asst II-Typing	-	3	3	1,048-1,214	32,956	39,405
Totals, Administration	-	22	22	-	\$382,054	\$445,359
Totals, Gen Administration	-	22	22	-	\$382,054	\$445,359
Totals, California State Prison- Kings County	-	51	51	-	\$923,353	\$1,183,467
Regular/Ongoing Position	-	51	51	-	923,353	1,183,467
TOTAL AUTHORIZED POSITIONS	10,965.13	15,087.94	15,086.94	\$301,872,000	\$367,037,000	\$390,167,000
Regular Ongoing Positions	10,625.54	14,936.74	14,935.74	260,824,122	347,724,840	370,849,734
Temporary Help	339.59	151.2	151.2	7,744,159	4,948,430	4,953,536
Overtime	-	-	-	33,303,719	14,363,730	14,363,730
Continuously vacant positions abolished by the State Controller:						
Community Correctional Prog						
Parole Agent II	-	1	1	2,431-2,930	-	-
Parole Agent I	-	1	1	2,215-2,669	-	-
California Correctional Cntr						
Instructor-Auto Repair	-	1	1	1,827-2,778	-	-
California Correctional Institution						
Off	-	6	6	1,276-2,018	-	-
Medical Tech Asst	-	1	1	1,679-2,018	-	-
Warehouse Worker	-	1	1	1,401-1,827	-	-
Asst Clk	-	2	2	832-950	-	-
California Institution for Men						
Counselor I	-	1	1	2,215-2,669	-	-
Off	-	7	7	1,276-2,018	-	-
Clerical Trainee	-	1	1	832-950	-	-
California Institution for Women						
Off	-	2.52	2.52	1,276-2,018	-	-
California Medical Facility						
Instructor	-	2	2	1,827-2,778	-	-
California Men's Colony						
Off	-	4	4	1,276-2,018	-	-
California Rehabilitation Center						
Off	-	1	1	1,276-2,018	-	-
California Trng Facility						
Off	-	9	9	1,276-2,018	-	-
Registered Nurse III	-	2	2	1,868-2,251	-	-
Counselor I	-	1	1	2,215-2,669	-	-
Material & Stores Supvr II	-	1	1	1,591-2,098	-	-
Assoc Personnel Analyst	-	1	1	2,197-2,651	-	-
Deuel Vocational Institution						
Off	-	2	2	1,276-2,018	-	-
Folsom State Prison						
Sgt	-	0.36	0.36	1,924-2,319	-	-
Off	-	1	1	1,276-2,018	-	-
Teacher	-	1	1	1,827-2,778	-	-
Supvg Cook I	-	0.26	0.26	1,371-1,786	-	-
San Quentin State Prison						
Sgt	-	1	1	1,924-2,319	-	-
Registered Nurse III	-	0.4	0.4	1,868-2,251	-	-
Off	-	6.5	6.5	1,276-2,018	-	-
Inmate Welfare Fund						
California Trng Facility						
Prison Canteen Mgr I	-	1	1	1,591-2,098	-	-
San Quentin State Prison						
Prison Canteen Mgr II	-	1	1	1,745-2,303	-	-

5430 BOARD OF CORRECTIONS *

				SALARY RANGE		
Research Specialist IV	2	2	2	\$3,780-5,429	\$101,784	\$106,750
Exec Off	1	1	1	4,077-4,274	51,288	51,288
C.E.A. I	1	1	1	2,778-3,690	44,280	44,280
Asst Exec Off	1	1	1	3,000-3,624	39,552	41,496
Fld Rep	2	3	3	2,861-3,458	117,324	118,992
Corrections & Probation Consultant ..	6.8	7	7	2,731-3,296	261,642	266,611
Personnel Selection Consultant II	0.5	1	1	2,651-3,200	38,400	38,400
Assoc Govtl Prog Analyst	0.3	1	1	2,197-2,651	31,812	31,812
Exec Secty I	1	1	1	1,389-1,653	19,836	19,836
Office Techn-Typing	2.7	3	3	1,214-1,551	50,372	51,300
Sr Steno	0.9	1	1	1,236-1,512	17,448	17,448
Office Asst II-Typing	0.9	1	1	1,048-1,367	14,524	14,568
TOTALS, AUTHORIZED POSITIONS	20.1	23	23	\$669,030	\$788,262	\$802,781
Regular/Ongoing Positions	20.1	23	23	669,030	788,262	802,781

*The Salary Range and the amounts shown in 1984-85 and 1985-86 for this department do not reflect the 1984-85 fiscal year salary increase adjustment. This adjustment is reflected in the departmental Summary by Object of the Governor's Budget.

5440 BOARD OF PRISON TERMS *

ORGANIZATIONAL UNIT	NUMBER OF POSITIONS			EXPENDITURES			
	Classification	Filed 1983-84	Authorized 1984-85	Proposed 1985-86	Actual 1983-84	Estimated 1984-85	Proposed 1985-86
				SALARY RANGE			
Chairman	1	1	1	\$50,594	\$50,594	\$50,594	
Member	7.8	8	8	48,176	385,408	385,408	
C.E.A. IV	1	1	1	3,618-4,680	50,688	53,164	
C.E.A. III	0.9	1	1	3,357-4,464	53,568	53,568	
Hearing Rep	31.2	32.8	32.8	3,357-4,057	1,501,439	1,522,684	
Staff Counsel II	1	1	1	3,128-3,780	45,360	45,360	
Chief Of Investigations	1	1	1	3,000-3,624	42,184	43,326	
Staff Counsel I	1	1	1	2,845-3,440	36,666	38,442	
Operations Research Specialist III	1	1	1	2,717-3,279	39,348	39,348	
Parole Agent III	1.5	2	2	2,669-3,222	75,228	76,860	
Special Asst To Chairperson	1	1	1	3,069-3,216	38,592	38,592	
Sr Programmer Analyst	1	1	1	2,651-3,200	38,400	38,400	
Staff Services Mgr II-Supvy	1	1	1	2,651-3,200	38,400	38,400	
Staff Services Mgr I	0.7	2	2	2,415-2,913	63,936	65,304	
Assoc Personnel Analyst	1	1	1	2,197-2,651	28,196	29,550	
Research Analyst II-Gen	1	1	1	2,197-2,651	31,812	31,812	
Assoc Govtl Prog Analyst	3.2	3.5	3.5	2,197-2,651	101,751	106,645	
Sr Special Investigator	1	1	1	2,113-2,546	30,552	30,552	
Correctional Records Supvr	1	1	1	1,745-2,303	24,258	25,107	
Programmer II	0.8	1	1	1,827-2,197	23,484	24,600	
Staff Services Analyst-Gen	3.1	3	3	1,407-2,197	75,372	77,706	
Supvng Prog Techn III-Criminal Recd	0.7	1	1	1,544-1,854	20,826	21,818	
Exec Secty II	1	1	1	1,512-1,809	21,708	21,708	
Sr DP Techn	-	1	1	1,462-1,745	18,276	19,092	
Correctional Case Records Asst	0.4	1	1	1,342-1,745	19,092	19,092	
Sr Legal Steno	1	1	1	1,331-1,729	18,924	18,924	
Exec Secty I	1	1	1	1,389-1,653	19,836	19,836	
Supvng Prog Techn II-Criminal Recds	0.8	1	1	1,358-1,611	19,332	19,332	
Office Techn-Typing	5.6	5	5	1,214-1,551	83,992	84,978	
Personnel Asst I	2	1	1	1,126-1,551	17,344	18,092	
Secty	1.6	2	2	1,236-1,512	34,896	34,896	
Sr Word Processing Techn	0.9	1	1	1,260-1,486	17,832	17,832	
Stock Clk	1	1	1	1,168-1,486	16,404	16,404	
Prog Techn II-Criminal Records	5.4	5	5	1,214-1,425	85,326	85,500	
Office Asst II-Typing	8.1	9	9	1,048-1,367	125,854	127,959	
Microfilm Techn I	0.6	1	1	1,018-1,321	15,852	15,852	
Prog Techn I-Criminal Records	6.6	8	8	1,126-1,309	122,060	124,540	
Word Processing Techn	2	4	4	1,048-1,309	59,254	60,911	
Key Data Opr	1.8	2	2	976-1,309	31,416	31,416	
Temporary Help	1.6	1.4	1.4	(30,691)	17,211	17,211	
Overtime	-	-	-	(6,959)	-	-	
TOTALS, AUTHORIZED POSITIONS	104.3	113.7	113.7	\$3,243,780	\$3,540,671	\$3,590,815	
Regular/Ongoing Positions	102.7	112.3	112.3	3,206,130	3,523,460	3,573,604	
Temporary Help	1.6	1.4	1.4	30,691	17,211	17,211	
Overtime	-	-	-	6,959	-	-	

5450 YOUTHFUL OFFENDER PAROLE BOARD *

Youthful Offender Parole Board				SALARY RANGE		
Chairman	0.7	1	1	\$57,000	\$57,000	\$57,000
Member	6	6	6	55,000	330,000	330,000
Youthful Offender Parole Bd Rep	6.8	5	5	3,458-4,179	250,740	250,740
C.E.A. II	0.9	1	1	3,052-4,057	48,684	48,684
Adm Rep	0.9	1	1	3,869	46,428	46,428
Administrator-Comm-Staff Services	1	1	1	3,072-3,710	44,520	44,520
Staff Counsel I	0.1	-	-	2,845-3,440	-	-
Bd Coordinating Parole Agent	13.3	13	13	2,669-3,222	502,182	502,632
Assoc Govtl Prog Analyst	0.9	1	1	2,197-2,651	27,530	28,868
Staff Services Analyst-Gen	0.1	-	-	1,407-2,197	-	-
Exec Secty I	1.5	2	2	1,389-1,653	36,504	37,236
Sr Steno	0.7	2	2	1,236-1,512	32,280	32,868
Office Asst II-Typing	2.1	2.5	2.5	1,048-1,367	34,866	35,856
Steno	3.6	3	3	1,029-1,339	44,745	45,859
Temporary Help/Overtime	-	-	-	42,156	9,000	9,000
TOTALS, AUTHORIZED POSITIONS	38.6	38.5	38.5	\$1,436,477	\$1,464,479	\$1,469,691
Regular/Ongoing Positions	38.6	38.5	38.5	1,394,321	1,455,479	1,460,691
Temporary Help/Overtime	-	-	-	42,156	9,000	9,000

*The Salary Range and the amounts shown in 1984-85 and 1985-86 for this department do not reflect the 1984-85 fiscal year salary increase adjustment. This adjustment is reflected in the departmental Summary by Object of the Governor's Budget.

5460 DEPARTMENT OF THE YOUTH AUTHORITY *

ORGANIZATIONAL UNIT Classification	NUMBER OF POSITIONS			EXPENDITURES		
	Filled 1983-84	Authorized 1984-85	Proposed 1985-86	Actual 1983-84	Estimated 1984-85	Proposed 1985-86
Departmental Administration						
Executive:						
Director	1	1	1	\$57,829	\$57,829	\$57,829
C.E.A. IV	1	1	1	3,618-4,680	56,160	56,160
Staff Counsel III	1	1	1	3,602-4,360	52,320	52,320
C.E.A. II	1	1	1	3,052-4,057	48,684	48,684
Asst Director	2	2	2	3,975-3,975	95,400	95,400
Asst Director-Law Enforcement	0.6	1	1	3,708-3,888	45,756	46,656
Administrator-Community-Staff Serv ..	1	1	1	3,072-3,710	44,520	44,520
Asst Director	0.9	1	1	3,408-3,480	41,760	41,760
Develmt Specialist	1	1	1	2,861-3,458	41,496	41,496
Info Off II	1	1	1	2,651-3,200	38,400	38,400
Parole Agent II-Specialist	1	1	1	2,431-2,930	35,160	35,160
Staff Services Mgr I	1.7	2	2	2,415-2,913	65,981	66,972
Labor Relations Specialist I	0.1	1	1	2,415-2,913	34,956	34,956
Assoc Govtl Prog Analyst	-	2	2	2,197-2,651	62,362	63,624
Employment Opportunity Analyst	1	1	1	2,197-2,651	28,458	27,636
Labor Relations Analyst	0.8	1	1	2,197-2,651	32,028	27,333
Legal Counsel	1	1	1	2,051-2,591	35,106	36,811
Fire Chief	-	1	1	2,081-2,431	29,172	29,172
Exec Secty II	1	1	1	1,512-1,809	21,708	21,708
Exec Secty I	1	1	1	1,389-1,653	19,836	19,836
Office Techn-Typing	1	1	1	1,214-1,551	17,100	17,100
Secty	3.5	3.5	3.5	1,236-1,512	61,068	61,068
Sr Steno	1	1	1	1,236-1,512	17,448	17,448
Steno	2.4	2.5	2.5	1,029-1,339	37,605	37,836
Office Asst II	-	1	1	1,048-1,367	15,120	15,120
Temporary Help	0.4	-	-	(29,295)	10,800	10,800
Totals	26.4	32	32	\$1,022,769	\$1,046,233	\$1,045,805
Administrative Services Branch:						
Administration:						
C.E.A. III	1	1	1	3,357-4,464	46,428	48,684
C.E.A. II	0.4	-	-	3,052-4,057	-	-
Exec Secty I	1	1	1	1,389-1,653	19,836	19,836
Temporary Help	1.5	-	-	(60,857)	10,200	10,200
Totals	3.9	2	2	\$144,025	\$76,464	\$78,720
Employee Assistant & Safety Office:						
Staff Services Mgr I	1	-	-	2,415-2,913	-	-
Assoc Govtl Prog Analyst	1.7	-	-	2,197-2,651	-	-
Fire Chief	1	-	-	2,018-2,431	-	-
Office Asst II-Typing	0.4	-	-	1,048-1,367	-	-
Steno	0.5	-	-	1,029-1,339	-	-
Totals	4.6	-	-	\$125,951	-	-
Program Support Division:						
Program Support Admin:						
Staff Services Mgr III	1	1	1	2,913-3,518	42,216	42,216
Secty	1	1	1	1,236-1,512	17,448	17,448
Facilities Planning:						
Chief Of Facilities Planning	1	1	1	2,778-3,357	40,284	40,284
Deptl Constrn & Maint Supvr	2	2	2	2,717-3,279	78,243	78,696
Assoc Architect	0.9	1	1	2,360-2,845	34,140	34,140
Supvr Bldg Trades	2	2	2	2,051-2,591	62,184	62,184
Staff Services Analyst-Gen	1	1	1	1,407-2,197	21,865	21,924
Sr Steno	1.6	1	1	1,236-1,512	16,068	16,740
Temporary Help	-	-	-	-	1,000	1,000
Nutrition Services:						
Deptl Food Administrator	1	1	1	2,717-3,279	38,953	39,348
Child Nutrition Consultant	2	2	2	2,051-2,472	59,328	59,328
Sr Steno	1	1	1	1,236-1,512	17,448	17,448
Steno	0.5	0.5	0.5	1,029-1,339	7,698	7,698
Temporary Help	0.3	-	-	(11,556)	200	200
Business Services:						
Staff Services Mgr I	1	1	1	2,415-2,913	34,956	34,956
Bus Ser Off III	1	1	1	2,197-2,651	31,812	31,812
Assoc Bus Mgt Analyst	1	1	1	2,197-2,651	31,812	31,812
Bus Service Off II	1	2	2	2,002-2,415	54,651	53,199
Bus Service Off I	1	1	1	1,827-2,197	26,364	26,364
Staff Services Analyst-Gen	3	2	2	1,407-2,197	50,064	52,431
Property Clk II	1	1	1	1,591-2,098	22,094	22,944
Property Clk I	0.9	1	1	1,401-1,827	19,992	19,992
Office Services Supvr I-Gen	1	1	1	1,214-1,551	17,100	17,100
Office Techn-Typing	1	1	1	1,214-1,551	15,940	16,636
Office Techn-Gen	1	1	1	1,214-1,551	17,100	17,100
Sr Steno	1	1	1	1,236-1,512	17,448	17,448
Stock Clk	1	1	1	1,168-1,486	16,404	16,404
Office Asst II-Typing	1.7	2	2	1,048-1,367	29,092	29,136
Mach Opr I-Gen	1	1	1	1,135-1,321	15,852	15,852
Office Asst II-Gen	1.1	1	1	1,048-1,309	13,660	14,128
Office Asst I-Gen	0.4	1	1	944-1,087	11,877	12,252
Temporary Help	0.6	0.6	0.6	(8,142)	7,300	7,300

*The Salary Range and the amounts shown in 1984-85 and 1985-86 for this department do not reflect the 1984-85 fiscal year salary increase adjustment. This adjustment is reflected in the departmental Summary by Object of the Governor's Budget.

5460 DEPARTMENT OF THE YOUTH AUTHORITY—Continued

I 2 3 4 5 6 7 8 9	ORGANIZATIONAL UNIT Classification	NUMBER OF POSITIONS			EXPENDITURES		
		Filed 1983-84	Authorized 1984-85	Proposed 1985-86	Actual 1983-84	Estimated 1984-85	Proposed 1985-86
10	Management Analysis:				SALARY RANGE		
11	Staff Services Mgr I	1	1	1	2,415-2,913	34,956	34,956
12	Assoc Mgt Analyst	3	3	3	2,197-2,651	92,492	93,858
13	Staff Services Analyst-Gen	0.6	1	1	1,407-2,197	24,976	17,604
14	Sr Steno	0.7	1	1	1,236-1,512	15,208	15,844
15	Steno	1	1	1	1,029-1,339	15,396	15,396
16	Overtime	-	-	-	(886)	1,100	1,100
17	Program Planning & Evaluation:						
18	Staff Services Mgr II-Supvry	1	1	1	2,651-3,200	38,400	38,400
19	Assoc Govtl Prog Analyst	2	2	2	2,197-2,651	61,704	63,136
20	Jr Staff Analyst-Gen	0.6	1	1	1,407-1,827	16,884	17,604
21	Temporary Help	1.2	-	-	(23,278)	-	-
22	Totals	46.1	46.1	46.1	\$1,060,954	\$1,171,709	\$1,173,418
23	Financial Management Division:						
24	Financial Management Administration:						
25	Staff Services Mgr III	1	1	1	2,913-3,518	42,216	42,216
26	Secty	1	1	1	1,236-1,512	17,448	17,448
27	Budget Services:						
28	Staff Services Mgr I	1	1	1	2,415-2,913	34,956	34,956
29	Assoc Budget Analyst	2.9	3	3	2,197-2,651	93,630	95,070
30	Staff Services Analyst-Gen	0.8	1	1	1,407-2,197	31,812	19,787
31	Sr Steno	0.8	1	1	1,236-1,512	17,330	17,448
32	Steno	0.8	1	1	1,029-1,339	14,292	14,292
33	Overtime	-	-	-	(11,748)	17,000	17,000
34	Accounting Services:						
35	Acctg Administrator I	0.7	1	1	2,415-2,913	34,551	34,956
36	Sr Acctg Off-Supvr	1.9	2	2	2,197-2,651	57,078	59,448
37	Sr Acctg Off-Specialist	0.2	1	1	2,197-2,651	27,972	29,322
38	Acctg Off	2.8	3	3	1,827-2,197	70,637	72,702
39	Acctg Off-Supvr	1.8	2	2	1,827-2,197	48,288	49,308
40	Supvng Acct Clk I	2	2	2	1,358-1,611	37,684	38,424
41	Acctg Techn	12.6	14	14	1,214-1,551	231,974	235,274
42	Sr Steno	0.5	1	1	1,236-1,512	16,628	17,330
43	Office Asst II-Typing	2	2	2	1,048-1,367	28,608	29,136
44	Acct Clk II	4	5	5	1,087-1,367	75,600	75,600
45	Office Asst I-Typing	0.5	0.5	0.5	976-1,126	6,078	6,273
46	Temporary Help	1.7	0.2	0.2	(46,980)	38,500	38,500
47	Fiscal & Efficiency Analysis:						
48	Staff Services Mgr II-Supvry	1	1	1	2,651-3,200	38,400	38,400
49	Assoc Mgt Analyst	2.1	2	2	2,197-2,651	58,149	59,448
50	Financial Examiner III	1	1	1	2,197-2,651	29,550	30,958
51	Financial Examiner II	1.3	1	1	1,827-2,197	25,968	26,364
52	Office Techn-Typing	0.9	1	1	1,214-1,425	14,614	15,169
53	Temporary Help	0.1	-	-	(1,915)	-	-
54	Resource Development:						
55	Administrator-Community-Staff Serv ..	1	1	1	3,072-3,710	44,520	44,520
56	Totals	46.4	49.7	49.7	\$950,101	\$1,153,483	\$1,159,349
57	Personnel Services Division:						
58	Classification & Pay & Administration:						
59	Staff Services Mgr III	1	1	1	2,913-3,518	42,216	42,216
60	Staff Services Mgr I	0.9	1	1	2,415-2,913	33,209	34,821
61	Assoc Personnel Analyst	2.7	4	4	2,197-2,651	122,445	126,214
62	Staff Services Analyst-Gen	1.1	1	1	1,407-2,197	23,124	24,216
63	Secty	0.6	1	1	1,236-1,512	17,448	17,448
64	Sr Steno	1	1	1	1,236-1,512	16,114	16,810
65	Office Asst II-Typing	0.6	1	1	1,048-1,367	14,568	14,568
66	Steno	1.7	2	2	1,029-1,339	30,138	30,698
67	Temporary Help	0.4	-	-	(19,389)	7,600	7,600
68	Transactions:						
69	Personnel Asst III	0.3	1	1	1,611-1,939	19,764	20,680
70	Personnel Asst II	2.1	2	2	1,481-1,768	42,432	42,432
71	Personnel Asst I	6	6	6	1,126-1,551	111,412	111,672
72	Office Asst II-Typing	1.5	1	1	1,048-1,367	14,568	14,568
73	Temporary Help	2	-	-	(33,012)	28,800	28,800
74	Examination Unit:						
75	Staff Services Mgr I	1	1	1	2,415-2,913	34,875	34,956
76	Assoc Personnel Analyst	1	1	1	2,197-2,651	31,690	31,812
77	Staff Services Analyst-Gen	1.9	2	2	1,407-2,197	43,336	45,390
78	Personnel Techn I	0.4	1	1	1,138-1,565	18,092	18,668
79	Office Techn-Typing	0.6	1	1	1,214-1,551	15,464	16,114
80	Office Asst II-Typing	1.3	2	2	1,048-1,367	28,652	29,136
81	Temporary Help	0.7	-	-	(11,271)	9,300	9,300
82	Pre-Employment Screening:						
83	Parole Agent I	0.5	1	1	2,215-2,669	32,028	32,028
84	Asst Head Group Supvr	0.6	1	1	2,113-2,546	30,552	30,552
85	Office Asst II-Typing	0.4	2	2	1,048-1,367	28,074	28,494
86	Overtime	-	-	-	(4,777)	-	-
87	Totals	30.3	34	34	\$648,553	\$795,901	\$809,193
88	Training Services Division:						
89	Training:						
90	Administrator-Community-Staff Serv ..	1	1	1	3,072-3,710	44,520	44,520
91	Trng Off II	1	1	1	2,415-2,913	34,956	34,956
92	Trng Off I	2.3	2	2	2,197-2,651	63,624	63,624

5460 DEPARTMENT OF THE YOUTH AUTHORITY—Continued

1
2
3
4
5
6
7
8
9
10
11
12
13
14
15
16
17
18
19
20
21
22
23
24
25
26
27
28
29
30
31
32
33
34
35
36
37
38
39
40
41
42
43
44
45
46
47
48
49
50
51
52
53
54
55
56
57
58
59
60
61
62
63
64
65
66
67
68
69
70
71
72
73
74
75
76
77
78
79
80
81
82
83
84
85
86
87
88
89
90
91
92
93
94
95
96
97
98

ORGANIZATIONAL UNIT Classification	NUMBER OF POSITIONS			EXPENDITURES		
	Filled 1983-84	Authorized 1984-85	Proposed 1985-86	Actual 1983-84	Estimated 1984-85	Proposed 1985-86
SALARY RANGE						
Sr Steno	1	1	1	1,236-1,512	17,448	17,448
Office Asst II-Typing	1.1	1	1	1,048-1,367	14,568	14,568
Steno	1	1	1	1,029-1,339	15,396	15,396
Temporary Help	0.7	-	-	(17,707)	13,100	13,100
Training Academy:						
Staff Services Mgr I	1	1	1	2,415-2,913	34,956	34,956
Trng Off I	4.1	5	5	2,197-2,651	159,974	155,973
Staff Services Analyst-Gen	1.5	2	2	-	54,408	39,925
Office Techn-Typing	0.7	1	1	1,214-1,551	15,512	16,172
Office Asst II-Typing	0.7	1	1	1,048-1,367	14,568	14,568
Temporary Help	0.3	-	-	(3,739)	3,400	3,400
Totals	16.4	17	17	\$433,898	\$486,430	\$468,606
Program Research & Review Division:						
Program Research Admin:						
Chief Of Research Correctional Prog	1	1	1	3,052-3,690	44,280	44,280
Secty	0.4	1	1	1,236-1,512	14,822	15,396
Overtime	-	-	-	-	9,200	9,200
Parole & Inst. Research:						
Research Prog Spec I-Soc-Behavioral ..	1	1	1	2,415-2,913	34,956	34,956
Research Analyst II-Soc-Behavioral	2.9	4	4	2,197-2,651	121,800	123,072
Statistical Clk	1	1	1	1,214-1,425	17,100	17,100
Office Asst II-Typing	0.8	1	1	1,048-1,367	15,120	15,120
Temporary Help	0.5	-	-	(14,100)	-	-
P & CFC Research:						
Research Mgr III-Soc-Behavioral	1	1	1	2,913-3,518	42,216	42,216
Research Prog Spec I-Soc-Behavioral ..	0.9	1	1	2,415-2,913	33,336	34,956
Research Mgr I-Soc-Behavioral	1	1	1	2,415-2,913	34,956	34,956
Research Analyst II-Soc-Behavioral	1	1	1	2,197-2,651	31,812	31,812
Office Techn-Typing	1	1	1	1,214-1,551	17,100	17,100
Statistical Clk	1	1	1	1,214-1,425	17,100	17,100
Temporary Help	0.1	-	-	(4,317)	-	-
Program Review:						
Administrator-Community-Staff Serv ..	1	1	1	3,072-3,710	43,746	44,520
Staff Services Analyst-Gen	0.6	1	1	1,407-2,197	21,924	21,924
Temporary Help	1.4	0.2	0.2	(41,083)	4,000	4,000
Totals	16.6	17.2	17.2	\$478,595	\$503,468	\$507,708
Information Management Division:						
Information Management Admin:						
Administrator-Community-Staff Serv ..	1	1	1	3,072-3,710	44,520	44,520
Steno	0.6	1	1	1,029-1,339	15,396	15,396
Data Processing Services:						
DP Mgr II	1	1	1	2,651-3,200	38,400	38,400
DP Mgr I	0.9	1	1	2,415-2,913	34,956	34,956
Staff Programmer Analyst	1	1	1	2,415-2,913	34,956	34,956
Assoc Programmer Analyst	6	6	6	2,197-2,651	189,652	190,872
Assoc DP Analyst	1	1	1	2,197-2,651	31,812	31,812
Programmer II	6	6	6	1,827-2,197	152,064	155,529
Sr DP Techn	1	1	1	1,462-1,745	20,940	20,940
Office Techn-Typing	1	1	1	1,214-1,551	17,100	17,100
Key Data Supvr I	1	1	1	1,260-1,486	17,832	17,832
Key Data Opr	2	2	2	976-1,309	31,416	31,416
Temporary Help	0.3	-	-	(4,392)	18,700	18,700
Word Processing Services:						
Office Services Supvr II-Gen	1	1	1	1,358-1,768	19,332	19,332
Office Asst II-Typing	1	1	1	1,048-1,367	14,568	14,568
Word Processing Techn	4.2	4.5	4.5	1,048-1,309	70,686	70,686
Overtime	-	-	-	(3,092)	6,100	6,100
Data Analysis & Information Systems:						
Research Mgr II-Soc-Behavioral	1	1	1	2,651-3,200	38,400	38,400
Research Analyst II-Gen	1	1	1	2,197-2,651	30,958	31,812
Research Analyst II-Soc-Behavioral	0.7	1	1	2,197-2,651	26,364	27,636
Sr Graphic Artist	0.8	0.5	0.5	1,868-2,251	13,506	13,506
Research Analyst I-Gen	1	1	1	1,407-2,197	25,894	26,364
Staff Services Analyst-Gen	1	1	1	1,407-2,197	23,304	24,408
Prog Techn III	1.8	2	2	1,358-1,611	38,484	38,664
Office Techn-Typing	1	1	1	1,214-1,551	17,100	17,100
Supvng Prog Techn I-Records	1	1	1	1,260-1,486	17,832	17,832
Prog Techn II	0.8	1	1	1,214-1,425	14,568	15,120
Prog Techn I	2.6	3	3	1,126-1,309	45,000	45,456
Temporary Help	0.8	-	-	(13,825)	-	-
Totals	42.5	43	43	\$978,750	\$1,049,840	\$1,059,413
Totals, Administrative Services						
Branch	206.8	209	209	\$4,820,827	\$5,237,295	\$5,256,407
Totals, Departmental Administration						
.....	233.2	241	241	\$5,843,596	\$6,283,528	\$6,302,212
Prevention & Community Corrections:						
Administration:						
C.E.A. III	1	1	1	3,357-4,464	53,568	53,568
Staff Services Analyst-Gen	1	1	1	1,407-2,197	25,080	26,265
Exec Secty I	1	1	1	1,389-1,653	19,836	19,836
Temporary Help	6.3	0.2	0.2	(208,783)	236,600	37,400

5460 DEPARTMENT OF THE YOUTH AUTHORITY—Continued

ORGANIZATIONAL UNIT	NUMBER OF POSITIONS			EXPENDITURES			
	Classification	Filed 1983-84	Authorized 1984-85	Proposed 1985-86	Actual 1983-84	Estimated 1984-85	Proposed 1985-86
Support Services:							
C.E.A. II	1	1	1	3,052-4,057	48,684	48,684	
Administrator-Community-Staff Serv ..	1.4	1	1	3,072-3,710	44,520	44,520	
Community Services Consultant	4	4	4	2,669-3,222	154,656	154,656	
Law Enforcement Consultant	-	1	1	2,444-2,951	29,328	29,328	
Secty	1	1	1	1,236-1,512	17,448	17,448	
Sr Steno	1	1	1	1,236-1,512	17,448	17,448	
Steno	2.9	3	3	1,029-1,339	45,579	46,141	
Juvenile Justice & Delinquency Prevention:							
Administrator I	1	1	1	3,072-3,710	44,520	44,520	
Criminal Justice Spec I	1	1	1	2,197-2,651	30,348	31,812	
Secretary	1	1	1	1,236-1,512	17,448	17,448	
Temporary Help	0.1	0.2	0.2	(1,628)	2,900	2,900	
Field Services:							
C.E.A. II	0.6	1	1	3,052-4,057	36,624	38,400	
Community Services Consultant	1	1	1	2,669-3,222	38,664	38,664	
Parole Agent II-Specialist	3	-	-	2,431-2,930	-	-	
Assoc Govtl Prog Analyst	1	1	1	2,197-2,651	31,812	31,812	
Office Techn-Gen	1	1	1	1,214-1,551	17,100	17,100	
Secty	1	1	1	1,236-1,512	17,448	17,448	
Steno	1	-	-	1,029-1,339	-	-	
Region I:							
Administrator-Community-Staff Serv ..	1	1	1	3,072-3,710	44,520	44,520	
Community Services Consultant	4	4	4	2,669-3,222	154,656	154,656	
Sr Steno	1	1	1	1,236-1,512	17,448	17,448	
Steno	1	1	1	1,029-1,339	15,396	15,396	
Region II:							
Administrator-Community-Staff Serv ..	1	1	1	3,072-3,710	44,520	44,520	
Community Services Consultant	5	5	5	2,669-3,222	193,320	189,697	
Sr Steno	1	1	1	1,236-1,512	17,448	17,448	
Steno	1.8	2	2	1,029-1,339	29,265	30,085	
Region III:							
Administrator-Community-Staff Serv ..	1	1	1	3,072-3,710	44,520	44,520	
Community Services Consultant	3	3	3	2,669-3,222	115,992	115,992	
Sr Steno	0.8	1	1	1,236-1,512	17,448	17,448	
Steno	1	1	1	1,029-1,339	15,396	15,396	
Region IV:							
Community Services Consultant	3	3	3	2,669-3,222	115,992	115,992	
Sr Steno	0.9	1	1	1,236-1,512	16,684	17,389	
Steno	1.5	1.5	1.5	1,029-1,339	23,094	23,094	
Totals, Prevention & Community Corrections	59.3	50.9	50.9	\$1,779,626	\$1,795,310	\$1,598,999	
Institutions And Camps:							
Administration:							
C.E.A. IV	1	1	1	3,618-4,680	56,160	56,160	
C.E.A. III	1	1	1	3,357-4,464	53,568	53,568	
Adm Asst II	1	1	1	2,197-2,651	35,160	35,160	
Exec Secty I	2	2	2	1,389-1,653	39,672	39,672	
Temporary Help	16.1	3.4	3.4	(744,999)	592,200	592,200	
Transportation:							
Supvng Transp Off	1	1	1	2,319-2,799	33,588	33,588	
Lead Transp Off	2	2	2	2,113-2,546	61,104	61,104	
Transp Off	12.5	13	13	1,924-2,319	360,932	361,764	
Intake:							
C.E.A. II	0.8	1	1	3,052-4,057	48,684	48,684	
Administrator-Rehabilitation Services	1.1	1	1	3,072-3,710	44,520	44,520	
Parole Agent III	4.2	4	4	2,669-3,222	154,656	154,656	
Office Services Supvr II-Gen	1	1	1	1,358-1,768	19,332	19,332	
Office Techn-Typing	2.8	3	3	1,214-1,551	48,793	50,140	
Sr Steno	1.1	1	1	1,236-1,512	17,448	17,448	
Office Asst II-Typing	1	1	1	1,048-1,367	13,059	13,479	
Steno	1	1	1	1,029-1,339	15,396	15,396	
Population Mgmt:							
Administrator-Rehabilitation Services	0.9	1	1	3,072-3,710	44,520	44,520	
Parole Agent III	1.8	2	2	2,669-3,222	77,328	77,328	
Parole Agent II-Specialist	1.9	2	2	2,431-2,930	70,320	70,320	
Sr Steno	0.9	1	1	1,236-1,512	17,448	17,448	
Office Asst II-Typing	0.5	0.5	0.5	1,048-1,367	6,925	7,174	
Steno	0.6	1	1	1,029-1,339	14,926	15,396	
Office Asst II-Gen	0.2	1	1	1,048-1,309	14,568	14,568	
Master Files:							
Office Services Supvr II-Gen	0.7	1	1	1,358-1,768	19,332	19,332	
Office Techn-Typing	0.8	1	1	1,214-1,551	17,100	17,100	
Office Asst II-Typing	1.9	2	2	1,048-1,367	29,136	29,136	
Office Asst II-Gen	1	1	1	1,048-1,309	14,568	14,568	
Technical Assistance:							
Chief Medical Off	0.9	1	1	4,795-5,639	66,720	66,720	
C.E.A. II	1	-	-	3,052-4,057	-	-	
Prog Administrator-Supvry	3	3	3	2,861-3,458	124,488	124,488	
Parole Agent III	1	1	1	2,669-3,222	38,664	38,664	
Head Group Supvr I	-	0.5	0.5	2,431-2,930	14,568	15,276	
Trng Off II	1	1	1	2,415-2,913	34,956	34,956	
Sr Medical Transcriber	1	1	1	1,331-1,729	18,924	18,924	
Sr Steno	1	1	1	1,236-1,512	17,448	17,448	
Office Asst II-Typing	1.7	2	2	1,048-1,367	29,292	29,826	

5460 DEPARTMENT OF THE YOUTH AUTHORITY—Continued

ORGANIZATIONAL UNIT Classification	NUMBER OF POSITIONS			EXPENDITURES		
	Filled 1983-84	Authorized 1984-85	Proposed 1985-86	Actual 1983-84	Estimated 1984-85	Proposed 1985-86
Ward Rights:				SALARY RANGE		
Administrator-Rehabilitation Services	1	1	1	3,072-3,710	44,520	44,520
Parole Agent III	2	2	2	2,669-3,222	77,328	77,328
Polygraph Examiner	0.5	1	1	2,472-2,983	33,372	34,968
Education:						
Chief Of Educ	1	1	1	3,357-4,057	48,684	48,684
Administrator-Rehabilitation Services	0.3	1	1	3,072-3,710	44,520	44,520
Educ Administrator	1	1	1	2,983-3,602	43,224	43,224
Supvr - Correctional Educ Programs	1	1	1	2,778-3,357	40,284	40,284
Prin Librarian	1	1	1	2,717-3,279	39,348	39,348
Supvr - Voc Instruction	1	1	1	2,529-3,052	36,624	36,624
Sr Steno	0.8	1	1	1,236-1,512	17,448	17,448
Steno	1.9	2	2	1,029-1,339	29,830	30,698
Totals, Institutions & Camps						
Branch	82.9	74.4	74.4	\$2,684,114	\$2,720,685	\$2,727,709
Parole Services:						
Administration:						
C.E.A. III	1	1	1	3,357-4,464	48,120	50,466
C.E.A. II	0.8	1	1	3,052-4,057	48,402	48,684
Parole Agent III	4	4	4	2,669-3,222	154,656	154,656
Parole Agent II	-	3	3	2,431-2,930	106,200	106,200
Exec Secty I	1	1	1	1,389-1,653	19,836	19,836
Secty	1	1	1	1,236-1,512	17,448	17,448
Steno	1.3	2.5	2.5	1,029-1,339	34,166	35,066
Temporary Help	1.6	1.3	1.3	(32,674)	73,500	73,500
Interstate:						
Parole Agent III	1	1	1	2,669-3,222	38,664	38,664
Parole Agent II-Specialist	2	2	2	2,431-2,930	70,320	70,320
Office Services Supvr I-Typing	1	1	1	1,214-1,551	17,100	17,100
Office Asst II-Typing	2.7	3	3	1,048-1,367	43,386	43,860
Steno	1.7	2	2	1,029-1,339	29,117	29,778
Drug Abuse:						
Parole Agent III	1	1	1	2,669-3,222	38,664	38,664
Totals	20.1	24.8	24.8	\$534,896	\$739,579	\$744,242
Parole, Region I:						
Administration:						
C.E.A. II	0.8	1	1	3,052-4,057	42,738	44,826
Parole Agent III	1.8	2	2	2,669-3,222	77,328	77,328
Office Techn-Typing	1	1	1	1,214-1,551	17,100	17,100
Steno	1	1	1	1,029-1,339	15,396	15,396
Temporary Help	1.3	0.3	0.3	(26,609)	8,400	8,400
Regular Parole:						
Parole Agent III	5.8	6	6	2,669-3,222	231,984	231,984
Parole Agent II-Specialist	17.8	18	18	2,431-2,930	626,630	628,272
Parole Agent I	30.7	30	30	2,215-2,669	963,794	951,422
Office Services Supvr I-Typing	5.7	6	6	1,214-1,551	99,654	101,742
Office Asst II-Typing	8	9	9	1,048-1,367	131,906	133,681
Steno	1.3	1.5	1.5	1,029-1,339	23,094	23,094
Totals	75.2	75.8	75.8	\$1,910,671	\$2,238,024	\$2,233,245
Parole, Region II:						
Administration:						
C.E.A. II	1	1	1	3,052-4,057	48,684	48,684
Parole Agent III	1.6	2	2	2,669-3,222	75,528	77,328
Secty	0.6	1	1	1,236-1,512	16,460	17,153
Steno	0.6	0.5	0.5	1,029-1,339	6,883	7,126
Temporary Help	0.8	0.3	0.3	(6,998)	8,500	8,500
Regular Parole:						
Parole Agent III	5.8	6	6	2,669-3,222	231,984	231,984
Parole Agent II-Specialist	15.3	17	17	2,431-2,930	594,584	597,720
Parole Agent I	23.6	23	23	2,215-2,669	744,830	723,390
Office Services Supvr I-Typing	3.9	4	4	1,214-1,551	65,824	67,504
Sr Steno	1.6	2	2	1,236-1,512	33,562	34,258
Office Asst II-Typing	6.4	6.5	6.5	1,048-1,367	96,263	97,808
Steno	2	2	2	1,029-1,339	30,792	30,792
Totals	63.2	65.3	65.3	\$1,772,547	\$1,953,894	\$1,942,247
Parole, Region III:						
Administration:						
C.E.A. II	1	1	1	3,052-4,057	48,684	48,684
Administrator-Rehabilitation Services	1	1	1	3,072-3,710	44,520	44,520
Parole Agent III	2.9	3	3	2,669-3,222	114,792	115,992
Parole Agent II-Specialist	1	1	1	2,431-2,930	35,160	35,160
Secty	1	1	1	1,236-1,512	17,448	17,448
Office Asst II-Typing	1	1	1	1,048-1,367	13,584	13,584
Steno	2	2	2	1,029-1,339	28,776	29,196
Temporary Help	2.3	1	1	(57,116)	5,800	5,800
Regular Parole:						
Parole Agent III	8.2	9	9	2,669-3,222	346,896	348,696
Parole Agent II-Specialist	17.2	18	18	2,431-2,930	625,320	628,272
Teacher-High School Educ	2.2	2	2	1,827-2,778	67,032	67,032
Parole Agent I	50.6	53	53	2,215-2,669	1,659,826	1,677,514
Office Services Supvr I-Typing	5.1	6	6	1,214-1,551	102,432	102,870
Sr Steno	3.7	3	3	1,236-1,512	52,344	52,344

5460 DEPARTMENT OF THE YOUTH AUTHORITY—Continued

1
2
3
4
5
6
7
8
9
10
11
12
13
14
15
16
17
18
19
20
21
22
23
24
25
26
27
28
29
30
31
32
33
34
35
36
37
38
39
40
41
42
43
44
45
46
47
48
49
50
51
52
53
54
55
56
57
58
59
60
61
62
63
64
65
66
67
68
69
70
71
72
73
74
75
76
77
78
79
80
81
82
83
84
85
86
87
88
89
90
91
92
93
94
95
96
97
98

ORGANIZATIONAL UNIT Classification	NUMBER OF POSITIONS			EXPENDITURES		
	Filled 1983-84	Authorized 1984-85	Proposed 1985-86	Actual 1983-84	Estimated 1984-85	Proposed 1985-86
				SALARY RANGE		
Ofc Asst II-Typing	13.4	12.5	12.5	1,048-1,367	185,586	186,060
Word Processing Techn	1.4	2	2	1,048-1,309	31,171	31,416
Gang Violence:						
Parole Agent III	1.2	1	1	2,669-3,222	32,028	33,588
Parole Agent I	2.9	3	3	2,215-2,669	94,597	96,918
Steno.....	1	1	1	1,029-1,339	15,396	15,396
S.P.A.C.E.:						
Administrator-Rehabilitation Services	1	1	1	3,072-3,710	44,520	44,520
Parole Agent III	1	1	1	2,669-3,222	38,664	38,664
Treatment Team Supvtr	0.8	1	1	2,431-2,930	35,160	35,160
Parole Agent II-Specialist	2	2	2	2,431-2,930	70,320	70,320
Youth Authority Teacher	0.6	-	-	1,827-2,778	-	-
Parole Agent I	4.7	5	5	2,215-2,669	155,080	156,860
Sr Youth Counselor	1	1	1	2,018-2,431	29,172	29,172
Maint Mechanic	1	1	1	1,868-2,251	27,012	27,012
Youth Counselor	5.5	6	6	1,276-2,215	155,218	158,820
Group Supvtr	2.6	3	3	1,276-2,018	70,097	71,100
Supvng Cook I	1	1	1	1,371-1,786	21,432	21,432
Cook II	1.5	1.5	1.5	1,265-1,630	28,332	28,704
Office Services Supvtr I-Typing	1	1	1	1,214-1,551	17,100	17,100
Parole Service Asst I	2	2	2	1,276-1,506	36,144	36,144
Steno.....	0.7	1	1	1,029-1,339	14,292	14,292
Temporary Help	2.3	1.4	1.4	(63,099)	63,800	63,800
Totals	147.8	150.4	150.4	\$4,252,146	\$4,327,735	\$4,363,590
Parole, Region IV:						
Administration:						
C.E.A. II	1	1	1	3,052-4,057	48,684	48,684
Parole Agent III	1.3	2	2	2,669-3,222	77,328	77,328
Secty	0.5	1	1	1,236-1,512	16,292	16,976
Steno.....	0.9	1	1	1,029-1,339	15,396	15,396
Temporary Help	2.6	0.3	0.3	(90,449)	8,300	8,300
Regular Parole:						
Parole Agent III	5	5	5	2,669-3,222	193,320	193,320
Parole Agent II-Specialist	13.4	14	14	2,431-2,930	492,240	492,240
Parole Agent I	21.8	21	21	2,215-2,669	664,284	666,912
Office Services Supvtr I-Typing	4.8	5	5	1,214-1,551	84,224	84,920
Office Asst II-Typing	4.7	4	4	1,048-1,367	59,496	59,712
Steno.....	2.1	2	2	1,029-1,339	30,745	30,792
Office Asst II-Gen	1	1	1	1,048-1,309	14,568	14,568
Network:						
Parole Agent III	1	1	1	2,669-3,222	38,664	38,664
Parole Agent II-Specialist	1.7	1	1	2,431-2,930	35,160	35,160
Parole Agent I	3	4	4	2,215-2,669	124,944	126,306
Maint Mechanic	1	1	1	1,868-2,251	27,012	27,012
Group Supvtr	2	2	2	1,276-2,018	48,432	48,432
Bus Service Asst	1	1	1	1,523-1,827	21,924	21,924
Office Services Supvtr I-Typing	1	1	1	1,214-1,551	17,100	17,100
Office Asst II-Typing	1	1	1	1,048-1,367	15,120	15,120
Totals	70.8	69.3	69.3	\$2,000,924	\$2,033,233	\$2,038,866
Totals, Parole Services	377.1	385.6	385.6	\$10,471,184	\$11,292,465	\$11,322,190
Special Projects Activities						
Dev Of Juvenile Detention Data:						
Prevention & Comm Corr:						
Special Consultant	0.8	-	-	2,444-2,951	-	-
Totals	0.8	-	-	\$22,091	-	-
Library Service Constr Act:						
Youth Training School:						
Supvng Librarian	1	1	1	2,251-2,717	32,604	32,604
Librarian	0.3	1	1	1,786-2,150	20,220	21,231
Totals	1.3	2	2	\$36,443	\$52,824	\$53,835
Vocational Education Program:						
Northern Reception Center & Clinic:						
Voc Testing Counselor Supvtr	-	1	1	2,415-2,913	24,150	24,150
Ofc Asst II (Typing)	-	0.5	0.5	1,087-1,260	5,555	5,555
Temporary Help	-	0.5	0.5	-	14,295	14,295
Southern Reception Center & Clinic:						
Voc Testing Counselor Supvtr	-	1	1	2,415-2,913	24,150	24,150
Ofc Asst II (Typing)	-	0.5	0.5	1,087-1,260	5,555	5,555
Temporary Help	-	0.5	0.5	-	14,795	14,795
Northern Camps:						
Temporary Help	-	-	-	-	2,500	2,500
Oak Glen Camp:						
Temporary Help	-	-	-	-	1,000	1,000
Fenner Canyon Camp:						
Temporary Help	-	-	-	-	1,000	1,000
Fred C. Nelles School:						
Temporary Help	-	-	-	-	1,000	1,000
Northern California Youth Center:						
Temporary Help	-	-	-	-	6,000	6,000

5460 DEPARTMENT OF THE YOUTH AUTHORITY—Continued

ORGANIZATIONAL UNIT Classification	NUMBER OF POSITIONS			EXPENDITURES		
	Filed 1983-84	Authorized 1984-85	Proposed 1985-86	Actual 1983-84	Estimated 1984-85	Proposed 1985-86
				SALARY RANGE		
Preston School:						
Temporary Help	-	-	-	-	3,000	3,000
Youth Training School:						
Temporary Help	-	-	-	-	4,000	4,000
El Paso de Robles School:						
Temporary Help	-	-	-	-	4,000	4,000
Ventura School:						
Temporary Help	0.2	-	-	(2,926)	3,000	3,000
Totals	0.2	4	4	\$21,233	\$114,000	\$114,000
Ed., Consolidation & Improve Act:						
Institutions And Camps:						
Supvr - Compensatory Educ Prog	1	1	1	2,983-3,602	43,224	43,224
Reading Specialist	1	1	1	2,778-3,357	40,284	40,284
Supvr - Correctional Educ Programs ..	1	1	1	2,778-3,357	40,284	40,284
Compensatory Educ Specialist	1	1	1	2,778-3,357	40,284	40,284
Research Analyst II-Soc-behavioral	1	1	1	2,197-2,651	31,812	31,812
Sr Steno	1	1	1	1,236-1,512	17,448	17,448
Office Asst II-Typing	0.6	1	1	1,048-1,367	13,409	13,850
Steno	0.3	1	1	1,029-1,339	15,396	15,396
Temporary Help	0.8	-	-	(14,468)	15,300	15,300
Northern Reception Center & Clinic:						
Teaching Asst	1.1	2	2	1,156-1,347	30,345	30,876
Southern Reception Center Clinic:						
Office Asst II-Typing	0.5	0.5	0.5	1,048-1,367	6,288	6,288
Teaching Asst	1.7	2	2	1,156-1,347	27,744	27,744
Washington Ridge:						
Teaching Asst	1	1	1	1,156-1,347	16,164	16,164
Mt Bullion:						
Teaching Asst	1	1.8	1.8	1,156-1,347	26,506	27,524
Pine Grove:						
Teaching Asst	1	1	1	1,156-1,347	14,712	15,288
Ben Lomond:						
Teaching Asst	0.4	2	2	1,156-1,347	28,284	29,328
Oak Glen Camp:						
Teaching Asst	0.7	1	1	1,156-1,347	13,872	14,566
Fenner Canyon Camp:						
Teaching Asst	1	2	2	1,156-1,347	29,904	31,399
Fred C. Nelles School:						
Teacher-High School Educ	2	2	2	1,827-2,778	66,672	66,672
Teacher-Elementary Educ	1	1	1	1,827-2,778	33,336	33,336
Office Asst II-Typing	1	1	1	1,048-1,367	14,568	14,568
Teaching Asst	6	6	6	1,156-1,347	95,016	96,198
Northern California Youth Center:						
Supvr - Academic Instruction	1	1	1	2,529-3,052	36,624	36,624
Teacher	3.6	4	4	1,827-2,778	132,963	133,344
Office Asst II-Typing	2.9	3	3	1,048-1,367	43,408	44,544
Teaching Asst	14.9	18	18	1,159-1,347	282,393	290,677
Preston School Of Industry:						
Teacher-High School Educ	2	3	3	1,827-2,778	86,292	87,480
Office Asst II-Typing	1	1	1	1,048-1,367	14,392	14,936
Teaching Asst	2.9	5	5	1,156-1,347	74,046	75,840
Youth Training School:						
Supvr - Academic Instruction	1	1	1	2,529-3,052	36,624	36,624
Teacher-High School Educ	3.7	5	5	1,827-2,778	144,249	147,282
Steno	1	1	1	1,029-1,339	14,292	14,832
El Paso De Robles School:						
Teacher-High School Educ	1	3	3	1,827-2,778	61,620	62,664
Teacher-Elementary Educ	2.8	3	3	1,827-2,778	95,268	96,716
Office Asst II-Typing	1	1	1	1,048-1,367	14,568	14,568
Teaching Asst	5.6	5	5	1,156-1,347	78,396	79,548
Ventura School:						
Teacher-High School Educ	1.8	3	3	1,827-2,778	86,070	87,478
Office Asst II-Typing	0.7	1	1	1,048-1,367	14,436	14,568
Teaching Asst	4.8	7	7	1,156-1,347	101,958	105,252
Temporary Help	0.1	-	-	(1,169)	4,700	4,700
Totals	77.9	96.3	96.3	\$1,647,848	\$1,983,151	\$2,005,510
Foster Grandparents Project:						
Fred C Nelles School:						
Asst Head Group Supvr	1	1	1	2,113-2,546	30,552	30,552
Temporary Help	34	33	33	(57,516)	119,014	119,014
Northern California Youth Center:						
Volunteer Services Prog Mgr	1	1	1	2,360-2,845	29,664	31,092
Office Asst II-Typing	0.5	0.5	0.5	1,048-1,367	7,740	7,740
Temporary Help	30	33	33	(109,000)	115,652	115,652
Totals	66.5	68.5	68.5	\$224,251	\$302,622	\$304,050
Restart-Independent Study:						
Parole Services:						
Overtime	-	-	-	(7,768)	9,000	9,000
Totals	-	-	-	\$7,768	\$9,000	\$9,000

5460 DEPARTMENT OF THE YOUTH AUTHORITY—Continued

ORGANIZATIONAL UNIT	NUMBER OF POSITIONS			EXPENDITURES			
	Classification	Filled 1983-84	Authorized 1984-85	Proposed 1985-86	Actual 1983-84	Estimated 1984-85	Proposed 1985-86
Clues To Parole Violence:							
Administrative Services:							
Research Analyst I-Soc-Behavior	0.4	1	1	1,407-2,197	18,276	19,092	
Office Asst II-Typing	0.2	0.5	0.5	1,048-1,367	7,284	7,560	
Totals	0.6	1.5	1.5	\$8,895	\$25,560	\$26,652	
Career Criminals:							
Administrative Services:							
Research Prog Spec II-Soc-Behavior ..	0.4	1	1	2,651-3,200	36,624	38,400	
Research Analyst I-Soc-Behavior	-	1	1	1,407-2,197	16,884	17,604	
Temporary Help	0.9	-	-	(12,855)	13,300	13,300	
Totals	1.3	2	2	\$26,619	\$66,808	\$69,304	
Totals, Special Projects Activities	148.6	174.3	174.3	\$1,995,148	\$2,553,965	\$2,582,351	
Northern Reception Center & Clinic							
Executive:							
C.E.A. II	1	1	1	3,052-4,057	48,684	48,684	
Administrator-Rehabilitation Services	1	1	1	3,072-3,710	44,520	44,520	
Secty	0.9	1	1	1,236-1,512	17,448	17,448	
Steno	0.8	1	1	1,029-1,339	15,114	15,396	
Totals	3.7	4	4	\$116,906	\$125,766	\$126,048	
Treatment And Group Living:							
Team Supervision:							
Treatment Team Supvr	3.8	4	4	2,431-2,930	140,378	140,640	
Casework Services:							
Supvng Casework Specialist I	1	1	1	2,431-2,930	35,160	35,160	
Parole Agent I	5.4	6	6	2,215-2,669	190,692	192,168	
Casework Specialist	4.7	5	5	2,215-2,669	153,189	157,548	
Education:							
Language Specialist	0.2	1	1	2,415-2,913	29,208	30,592	
Teacher-Recr & Physical Educ	2	2	2	1,827-2,778	66,672	66,672	
Sr Librarian	0.7	1	1	1,959-2,360	24,244	25,404	
Group Supvr	2	2	2	1,276-2,018	48,432	48,432	
Temporary Help	1.2	0.9	0.9	(23,565)	27,100	27,100	
Group Living And Counseling:							
Sr Youth Counselor	4.8	5	5	2,018-2,431	145,860	145,860	
Youth Counselor	25.2	28	28	1,276-2,215	727,728	738,912	
Temporary Help	6.8	2.9	2.9	(153,981)	148,800	148,800	
Treatment Services:							
Education Administration:							
Supvr - Correctional Educ Programs ..	1	1	1	2,778-3,357	40,284	40,284	
Office Techn-Typing	1	1	1	1,214-1,551	17,772	17,772	
Casework Supervision:							
Supvng Casework Specialist II	1	1	1	2,669-3,222	38,664	38,664	
Sr Psychologist	1	1	1	2,651-3,200	38,400	38,400	
Staff Psychologist-Clinical	3.2	3.5	3.5	2,415-2,913	110,166	113,769	
Office Services Supvr II-Gen	0.7	1	1	1,358-1,768	18,352	19,092	
Office Techn-Typing	1	1	1	1,214-1,551	17,100	17,100	
Office Services Supvr I	0.7	1	1	1,214-1,551	17,100	17,100	
Office Asst II-Typing	10	11	11	1,048-1,367	164,013	164,361	
Steno	1	1	1	1,029-1,339	14,337	14,879	
Mach Opr I-Gen	1	1	1	1,135-1,321	15,852	15,852	
Temporary Help	1.1	1.1	1.1	(14,233)	24,000	24,000	
Intensive Treatment Unit:							
Staff Psychiatrist	1	1	1	4,156-5,429	65,148	65,148	
Prog Administrator	1	1	1	2,861-3,458	41,496	41,496	
Sr Psychologist	1	1	1	2,651-3,200	38,400	38,400	
Supvng Casework Specialist I	1	1	1	2,431-2,930	35,091	35,160	
Staff Psychologist-Clinical	2	2	2	2,415-2,913	69,912	69,912	
Teacher-High School Educ	1	1	1	1,827-2,778	33,336	33,336	
Teacher-Arts and Crafts	1	1	1	1,827-2,778	26,408	26,510	
Teacher-Elementary Educ	1	1	1	1,827-2,778	33,336	33,336	
Parole Agent I	1	1	1	2,215-2,669	32,028	32,028	
Casework Specialist	1	1	1	2,215-2,669	31,782	32,028	
Registered Nurse II	2	2	2	1,706-2,472	49,224	49,224	
Supvng Nurse II	1	1	1	2,051-2,472	29,664	29,664	
Sr Youth Counselor	2	2	2	2,018-2,431	58,344	58,344	
Youth Counselor	12.2	13	13	1,276-2,215	342,100	345,132	
Group Supvr	2	2	2	1,276-2,018	46,213	47,220	
Sr Steno	0.8	1	1	1,236-1,512	14,832	15,396	
Office Asst II-Typing	0.6	-	-	1,048-1,367	-	-	
Totals	112.1	115.4	115.4	\$2,908,767	\$3,200,817	\$3,230,895	
Support Services:							
Medical:							
Chief Medical Off	1	1	1	4,795-5,639	66,720	66,720	
Physician & Surgeon	0.3	-	-	3,780-5,429	-	-	
Staff Psychiatrist	2	2	2	4,156-5,429	123,732	123,732	
Chief Dentist	1	1	1	3,888-4,935	57,792	57,792	
Dentist	3	3	3	3,440-4,816	166,152	166,152	
Nurse Practitioner	0.2	1	1	2,150-2,845	26,000	27,230	
Sr Clinical Lab Technologist	1	1	1	1,912-2,529	27,636	27,636	
Registered Nurse II	6.4	7	7	1,706-2,472	172,284	172,284	
Supvng Nurse II	1	1	1	2,051-2,472	29,664	29,664	

5460 DEPARTMENT OF THE YOUTH AUTHORITY—Continued

ORGANIZATIONAL UNIT	NUMBER OF POSITIONS			EXPENDITURES		
	Classification	Filed 1983-84	Authorized 1984-85	Proposed 1985-86	Actual 1983-84	Estimated 1984-85
SALARY RANGE						
Surgical Nurse I	0.6	-	-	1,706-2,051	-	-
Group Supvr	2.9	4	4	1,276-2,018	95,568	96,676
X-Ray Techn	0.9	1	1	1,462-1,912	18,215	19,024
Sr Medical Transcriber	0.4	1	1	1,331-1,729	18,504	18,924
Dental Asst	4.1	5	5	1,177-1,498	78,688	79,804
Temporary Help	0.7	0.6	0.6	(18,250)	17,400	17,400
Training:						
Trng Off I	1	1	1	2,197-2,651	31,812	31,812
Temporary Help	3.3	4	4	(77,101)	107,700	107,700
Religion:						
Protestant Chaplain	1	1	1	2,002-2,415	28,980	28,980
Catholic Chaplain	1	1	1	2,002-2,415	28,980	28,980
Temporary Help	0.1	0.1	0.1	(844)	900	900
Security:						
Head Group Supvr I	1	1	1	2,431-2,930	35,160	35,160
Asst Head Group Supvr	4.8	5	5	2,113-2,546	152,760	152,760
Sr Group Supvr	4.2	5	5	1,924-2,319	134,496	137,268
Group Supvr	17.6	19	19	1,276-2,018	481,819	488,338
Barber	0.5	0.5	0.5	1,177-1,498	8,201	8,256
Temporary Help	42.3	12.2	12.2	(946,038)	496,600	496,600
Business Services:						
Administration:						
Bus Mgr II	1	1	1	2,450-2,954	35,448	35,448
Bus Service Asst	1	1	1	1,523-1,827	21,924	21,924
Office Asst II-Typing	1	1	1	1,048-1,367	14,084	14,568
Accounting And Personnel:						
Personnel Asst II	0.9	1	1	1,481-1,768	20,577	21,216
Personnel Asst I	1	1	1	1,126-1,551	17,466	18,222
Office Techn-Gen	0.8	1	1	1,214-1,551	16,288	16,984
Feeding:						
Supvng Cook II	1	1	1	1,557-2,051	24,612	24,612
Supvng Cook I	2.3	3	3	1,371-1,786	63,176	64,296
Baker II	1	1	1	1,371-1,786	21,432	21,432
Cook II	2	2	2	1,265-1,630	33,648	35,088
Cook I	0.9	1	1	1,135-1,437	16,347	17,061
Aect Clk II	1	1	1	1,087-1,367	13,699	15,120
Food Service Worker I	3.1	4.5	4.5	1,018-1,269	66,396	67,415
Temporary Help	2.6	2.6	2.6	(38,772)	45,900	45,900
Personal Care And Housekeeping:						
Materials & Stores Supvr II	1	1	1	1,591-2,098	25,176	25,176
Property Clk I	0.2	-	-	1,401-1,827	-	-
Warehouse Worker	1.7	2	2	1,401-1,666	37,170	37,902
Seamer	0.5	0.5	0.5	1,265-1,630	8,946	8,946
Plant Maintenance:						
Chief - Plant Operation I	0.9	1	1	2,230-2,691	32,292	32,292
Utility Shops Supvr	1	1	1	2,051-2,472	29,664	29,664
Electrician II	1	1	1	1,959-2,360	28,320	28,320
Electrician I	1	1	1	1,868-2,251	27,012	27,012
Plumber I	1	1	1	1,868-2,251	24,612	24,612
Maint Mechanic	1	1	1	1,868-2,251	24,612	24,612
Painter I	1	2	2	1,786-2,150	48,756	50,320
Carpenter I	1	1	1	1,786-2,150	25,800	25,800
Bldg Maint Worker	1	1	1	1,557-1,868	21,186	22,047
Materials & Stores Supvr I	0.4	1	1	1,401-1,827	21,924	21,924
Auto Equipmt Opr I	1	1	1	1,523-1,827	19,992	19,992
Groundskeeper	0.8	1	1	1,342-1,666	18,684	19,542
Janitor Supvr I	1	-	-	1,114-1,487	-	-
Janitor	1.8	2	2	1,038-1,294	29,952	30,768
Temporary Help	1.1	0.6	0.6	(14,666)	22,500	22,500
Totals	140.3	119.6	119.6	\$3,373,903	\$3,263,360	\$3,290,507
Totals, Northern Reception Center & Clinic	256.1	239	239	\$6,399,576	\$6,589,943	\$6,647,450
Southern Reception Center & Clinic						
Executive:						
C.E.A. II	1	1	1	3,052-4,057	48,684	48,684
Administrator-Rehabilitation Services	0.8	1	1	3,072-3,710	44,090	44,520
Secy	1	1	1	1,236-1,512	17,448	17,448
Steno	1	1	1	1,029-1,339	15,396	15,396
Totals	3.8	4	4	\$111,876	\$125,618	\$126,048
Treatment And Group Living:						
Team Supervision:						
Treatment Team Supvr	4	4	4	2,431-2,930	136,155	137,638
Casework Services:						
Parole Agent I	3.3	3.5	3.5	2,215-2,669	111,360	112,098
Casework Specialist	8	8	8	2,215-2,669	248,147	253,517
Temporary Help	1	1	1	(33,425)	52,000	52,000
Education:						
Language, Speech & Hearing Spec	-	1	1	2,415-2,913	28,980	30,348
Teacher-High School Educ	0.6	1	1	1,827-2,778	27,424	28,756
Teacher-Recr & Physical Educ	3	3	3	1,827-2,778	100,008	100,008
Group Supvr	2	2	2	1,276-2,018	48,792	48,792
Temporary Help	0.5	0.5	0.5	(9,800)	10,700	10,700

5460 DEPARTMENT OF THE YOUTH AUTHORITY—Continued

ORGANIZATIONAL UNIT	NUMBER OF POSITIONS			EXPENDITURES		
	Classification	Filled 1983-84	Authorized 1984-85	Proposed 1985-86	Actual 1983-84	Estimated 1984-85
				SALARY RANGE		
Group Living And Counseling:						
Sr Youth Counselor	6.6	7	7	2,018-2,431	203,980	204,204
Youth Counselor	35.7	37	37	1,276-2,215	960,201	970,662
Temporary Help	6.6	6.6	6.6	(376,075)	303,200	303,200
Treatment Services:						
Education Administration:						
Supvr - Correctional Educ Programs ..	1	1	1	2,778-3,357	40,284	40,284
Sr Librarian	1	1	1	1,959-2,360	26,305	27,557
Office Techn-Typing	1	1	1	1,214-1,551	17,100	17,100
Office Asst II-Typing	1	1	1	1,048-1,367	15,120	15,120
Casework Supervision:						
Parole Agent III	1	1	1	2,669-3,222	38,664	38,664
Sr Psychologist	1	1	1	2,651-3,200	38,400	38,400
School Psychologist	1	1	1	2,415-2,913	34,956	34,956
Staff Psychologist-Clinical	3.6	4	4	2,415-2,913	124,362	128,607
Office Services Supvr II-Gen	1	1	1	1,358-1,768	17,712	18,465
Office Services Supvr I-Typing	1	1	1	1,214-1,551	17,100	17,100
Office Techn-Typing	1	1	1	1,214-1,551	17,100	17,100
Sr Word Processing Techn	1	1	1	1,260-1,486	17,832	17,832
Office Asst II-Typing	4.6	4.5	4.5	1,048-1,367	66,986	67,308
Steno	0.5	0.5	0.5	1,029-1,339	7,698	7,698
Prog Techn I	1	1	1	1,126-1,309	15,708	15,708
Office Asst II-Gen	1.9	2	2	1,048-1,309	28,266	28,740
Word Processing Techn	4	4	4	1,048-1,309	62,244	62,832
Intensive Treatment Unit:						
Staff Psychiatrist	1	1	1	4,156-5,429	65,148	65,148
Prog Administrator-Supvry	1	1	1	2,861-3,458	34,332	36,000
Sr Psychologist	1	1	1	2,651-3,200	38,400	38,400
Parole Agent II-Specialist	0.4	-	-	2,431-2,930	-	-
Supvng Casework Spec	-	1	1	2,431-2,930	29,172	30,552
Staff Psychologist-Clinical	1.4	2	2	2,415-2,913	58,644	61,428
Teacher-Emotion-Learning Handicap ..	0.3	1	1	1,827-2,778	25,176	26,364
Teacher-Arts & Crafts	1	1	1	1,827-2,778	33,336	33,336
Parole Agent I	0.2	-	-	2,215-2,669	-	-
Casework Specialist	1.8	2	2	2,215-2,669	64,056	64,056
Sr Youth Counselor	1	1	1	2,018-2,431	29,172	29,172
Registered Nurse III	1	1	1	1,868-2,251	27,012	27,012
Youth Counselor	7	7	7	1,276-2,215	182,043	185,142
Registered Nurse II	3	3	3	1,706-2,051	73,836	73,836
Group Supvr	3	3	3	1,276-2,018	72,178	72,648
Sr Steno	1	1	1	1,236-1,512	17,448	17,448
Totals	122	127.6	127.6	\$3,438,383	\$3,566,737	\$3,605,936
Support Services:						
Medical:						
Chief Medical Off	1	1	1	4,795-5,639	67,668	67,668
Physician & Surgeon	1	1	1	3,780-5,429	63,336	63,336
Chief Dentist	1	1	1	3,888-4,935	57,792	57,792
Dentist	2.4	3	3	3,440-4,816	145,173	152,226
Sr Clinical Lab Technologist	1	1	1	1,912-2,529	27,636	27,636
Supvng Nurse II	1	1	1	2,051-2,472	29,664	29,664
Registered Nurse II	7.1	8	8	1,706-2,051	196,896	196,896
Surgical Nurse I	0.4	-	-	1,706-2,051	-	-
Group Supvr	4	4	4	1,276-2,018	95,232	96,300
X-Ray Techn	1	1	1	1,462-1,912	20,940	20,940
Medical Transcriber	1	1	1	1,191-1,517	16,740	16,740
Dental Asst	5	5	5	1,177-1,498	81,845	82,560
Training:						
Trng Off I	1	1	1	2,197-2,651	31,812	31,812
Temporary Help	4.5	4.5	4.5	(110,080)	125,800	125,800
Religion:						
Catholic Chaplain	1	1	1	2,002-2,415	27,972	28,980
Protestant Chaplain	0.7	1	1	2,002-2,415	24,888	26,067
Security:						
Head Group Supvr I	1	1	1	2,431-2,930	35,160	35,160
Asst Head Group Supvr	4.7	5	5	2,113-2,546	149,216	151,955
Sr Group Supvr	5	5	5	1,924-2,319	139,140	139,140
Group Supvr	20.8	24	24	1,276-2,018	603,958	612,174
Steno	0.6	1	1	1,029-1,339	15,396	15,396
Temporary Help	12.1	12.1	12.1	(664,333)	458,200	458,200
Business Services:						
Administration:						
Bus Mgr II	1	1	1	2,450-2,954	37,572	37,572
Office Techn-Typing	1	1	1	1,214-1,551	16,578	17,100
Accounting And Personnel:						
Property Clk I	1	1	1	1,401-1,827	19,992	19,992
Personnel Asst II	1	1	1	1,481-1,768	21,003	21,216
Office Techn-Typing	0.9	1	1	1,214-1,551	16,516	16,980
Personnel Asst I	0.7	1	1	1,126-1,551	19,836	16,935
Office Asst II-Typing	1.9	3	3	1,048-1,367	41,556	39,125
Acct Clk II	1	1	1	1,087-1,367	15,028	15,120
Telephone Opr	1	1	1	1,048-1,214	14,568	14,568
Overtime	-	-	-	(1,225)	1,100	1,100

5460 DEPARTMENT OF THE YOUTH AUTHORITY—Continued

ORGANIZATIONAL UNIT Classification	NUMBER OF POSITIONS			EXPENDITURES		
	Filled 1983-84	Authorized 1984-85	Proposed 1985-86	Actual 1983-84	Estimated 1984-85	Proposed 1985-86
				SALARY RANGE		
Feeding:						
Supvng Cook II	1	1	1	1,557-2,051	22,416	22,416
Supvng Cook I	2.9	3	3	1,371-1,786	58,607	58,680
Baker II	1	1	1	1,371-1,786	17,892	18,684
Cook II	5.7	6	6	1,265-1,630	106,250	107,352
Food Service Worker II	3.2	3	3	1,095-1,376	45,637	45,684
Food Service Worker I	9	8	8	1,018-1,269	112,176	113,088
Temporary Help	2.8	2.8	2.8	(40,145)	41,300	41,300
Personal Care And Housekeeping:						
Materials & Stores Supvr I	1.8	2	2	1,401-1,827	39,834	39,984
Warehouse Worker	0.9	1	1	1,401-1,666	17,727	18,276
Barber	1	1	1	1,177-1,498	16,872	16,872
Stock Clk	0.7	1	1	1,168-1,486	16,404	16,404
Plant Maintenance:						
Chief - Plant Operation I	0.8	1	1	2,230-2,691	31,158	32,100
Utility Shops Supvr	1	1	1	2,051-2,472	27,012	27,012
Stationary Engr	1	1	1	1,931-2,361	27,752	27,752
Electrician I	1	1	1	1,868-2,251	24,612	24,612
Plumber I	0.9	1	1	1,868-2,251	23,053	24,152
Painter I	1.5	2	2	1,786-2,150	47,016	47,016
Carpenter I	0.5	1	1	1,786-2,150	23,508	23,508
Supvng Groundskeeper I	1	1	1	1,591-2,098	22,519	22,944
Building Maint Worker	2	2	2	1,557-1,868	40,944	40,944
Auto Equip Opr I	1	1	1	1,523-1,827	19,992	19,992
Mat & Stores Sup I	-	0.5	0.5	-	8,406	8,772
Groundskeeper	3	3	3	1,342-1,666	51,487	52,937
Janitor Supvr I	1	1	1	1,114-1,407	15,528	15,528
Janitor	2	2	2	1,038-1,294	28,752	28,752
Overtime	-	-	-	(22,300)	12,900	12,900
Totals	133.5	141.9	141.9	\$3,532,536	\$3,517,967	\$3,543,811
Totals, Southern Reception Center & Clinic	259.3	273.5	273.5	\$7,082,795	\$7,210,322	\$7,275,795
Mount Bullion Camp						
Executive:						
Prog Administrator-Manerial	1	1	1	2,861-3,458	41,010	41,496
Treatment Team Supvr	1	1	1	2,431-2,930	35,160	35,160
Totals	2	2	2	\$72,400	\$76,170	\$76,656
Treatment And Group Living:						
Education:						
Teacher-High School Educ	1	1	1	1,827-2,778	33,336	33,336
Group Living And Counseling:						
Sr Youth Counselor	1	1	1	2,018-2,431	29,172	29,172
Sr Group Supvr	0.5	1	1	1,924-2,319	27,828	27,828
Youth Counselor	8.9	10	10	1,276-2,215	257,002	260,324
Temporary Help	1.1	1.5	1.5	(96,882)	80,700	80,700
Treatment Services--Casework Supvn:						
Parole Agent I	1	1	1	2,215-2,669	32,028	32,028
Asst Head Group Supvr	1	1	1	2,113-2,546	30,552	30,552
Temporary Help	-	0.1	0.1	(6,932)	8,900	8,900
Totals	14.5	16.6	16.6	\$459,566	\$499,518	\$502,840
Support Services:						
Training:						
Temporary Help	0.9	0.9	0.9	(18,146)	16,900	16,900
Religion:						
Temporary Help	0.1	0.5	0.5	(3,887)	8,600	8,600
Security:						
Group Supvr	2	2	2	1,276-2,018	55,532	55,532
Temporary Help	1.9	1.7	1.7	(59,866)	83,200	83,200
Business Services--Administration:						
Office Techn-Typing	1	1	1	1,214-1,551	17,100	17,100
Temporary Help	-	0.4	0.4	(629)	4,700	4,700
Feeding:						
Supvng Cook I	1	1	1	1,371-1,786	21,432	21,432
Cook II	2	2	2	1,265-1,630	39,120	39,120
Office Asst II-Typing	1	1	1	1,048-1,367	15,120	15,120
Temporary Help	-	0.2	0.2	(6,614)	5,900	5,900
Plant Maintenance:						
Maint Mechanic	1	1	1	1,868-2,251	27,012	27,012
Totals	10.9	11.7	11.7	\$252,415	\$294,616	\$294,616
Totals, Mount Bullion Camp	27.4	30.3	30.3	\$784,381	\$870,304	\$874,112
Ben Lomond Camp						
Executive:						
Prog Administrator-Manerial	1	1	1	2,861-3,458	41,496	41,496
Treatment Team Supvr	1	1	1	2,431-2,930	35,160	35,160
Totals	2	2	2	\$72,876	\$76,656	\$76,656

5460 DEPARTMENT OF THE YOUTH AUTHORITY—Continued

ORGANIZATIONAL UNIT	NUMBER OF POSITIONS			EXPENDITURES			
	Classification	Filled 1983-84	Authorized 1984-85	Proposed 1985-86	Actual 1983-84	Estimated 1984-85	Proposed 1985-86
Treatment And Group Living:							
Education:							
Teacher-High School Educ	0.9	1	1	1,827-2,778	33,336	33,336	
Temporary Help	-	0.2	0.2	-	13,100	13,100	
Group Living And Counseling:							
Sr Youth Counselor	0.8	1	1	2,018-2,431	29,060	29,172	
Sr Group Supvr	1	1	1	1,924-2,319	27,828	27,828	
Youth Counselor	9.1	10	10	1,276-2,215	261,742	265,140	
Temporary Help	2	0.5	0.5	(113,734)	82,600	82,600	
Treatment Services—Casework Supvsn:							
Parole Agent 1	1	1	1	2,215-2,669	32,028	32,028	
Asst Head Group Supvr	1	1	1	2,113-2,546	30,552	30,552	
Steno	1	1	1	1,029-1,339	15,396	15,396	
Temporary Help	0.1	0.1	0.1	(6,250)	6,800	6,800	
Totals	16.9	16.8	16.8	\$547,250	\$532,442	\$535,952	
Support Services:							
Training:							
Temporary Help	0.3	0.8	0.8	(15,700)	29,200	29,200	
Medical:							
Physician & Surgeon-Intermittent	0.2	0.2	0.2	4,156-5,429	11,395	11,395	
Religion:							
Temporary Help	-	0.5	0.5	(2,473)	7,600	7,600	
Security:							
Group Supvr	1.9	2	2	1,276-2,018	53,313	54,320	
Temporary Help	1.6	1.8	1.8	(62,526)	55,000	55,000	
Business Services—Administration:							
Office Techn-Typing	1	1	1	1,214-1,551	14,568	15,120	
Temporary Help	0.8	0.5	0.5	(9,243)	9,600	9,600	
Feeding:							
Supvng Cook 1	1	1	1	1,371-1,786	21,432	21,432	
Cook II	2	2	2	1,265-1,630	37,518	38,317	
Temporary Help	-	0.2	0.2	(4,964)	3,900	3,900	
Plant Maintenance:							
Maint Mechanic	1	1	1	1,868-2,251	27,012	27,012	
Totals	9.8	11	11	\$214,602	\$270,538	\$272,896	
Totals, Ben Lomond Camp	28.7	29.8	29.8	\$834,728	\$879,636	\$885,504	
Pine Grove Camp							
Executive:							
Prog Administrator-Managerial	1	1	1	2,861-3,458	40,524	41,496	
Treatment Team Supvr	0.7	1	1	2,431-2,930	35,160	35,160	
Totals	1.7	2	2	\$60,458	\$75,684	\$76,656	
Treatment And Group Living:							
Education:							
Teacher-High School Educ	1	1	1	1,827-2,778	33,336	33,336	
Temporary Help	0.2	0.1	0.1	(2,966)	4,100	4,100	
Group Living And Counseling:							
Sr Youth Counselor	1	1	1	2,018-2,431	29,172	29,172	
Youth Counselor	8.6	9	9	1,276-2,215	238,050	239,580	
Group Supvr	1	1	1	1,276-2,018	24,216	24,216	
Temporary Help	0.8	0.3	0.3	(83,473)	83,100	83,100	
Treatment Services—Casework Supvsn:							
Parole Agent 1	1	1	1	2,215-2,669	32,028	32,028	
Asst Head Group Supvr	1	1	1	2,113-2,546	30,552	30,552	
Temporary Help	-	0.1	0.1	(11,568)	9,000	9,000	
Totals	14.6	14.5	14.5	\$457,782	\$483,554	\$485,084	
Support Services:							
Medical:							
Temporary Help	0.1	-	-	(2,219)	-	-	
Training:							
Temporary Help	0.3	0.7	0.7	(13,750)	14,000	14,000	
Religion:							
Temporary Help	-	0.5	0.5	(1,862)	5,400	5,400	
Security:							
Sr Group Supvr	1	1	1	1,924-2,319	27,828	27,828	
Group Supvr	1	1	1	1,276-2,018	31,316	31,316	
Temporary Help	1.6	1.5	1.5	(63,042)	57,100	57,100	
Business Services—Administration:							
Office Techn-Typing	1	1	1	1,214-1,551	15,659	16,346	
Temporary Help	-	0.1	0.1	(3,869)	1,300	1,300	
Feeding:							
Supvng Cook 1	1	1	1	1,371-1,786	21,432	21,432	
Cook II	2	2	2	1,265-1,630	36,642	38,317	
Office Asst II-Typing	1	1	1	1,048-1,367	15,120	15,120	
Temporary Help	-	0.2	0.2	(4,620)	4,500	4,500	
Plant Maintenance:							
Maint Mechanic	1	1	1	1,868-2,251	27,012	27,012	
Totals	10	11	11	\$249,646	\$257,309	\$259,671	
Totals, Pine Grove Camp	26.3	27.5	27.5	\$767,886	\$816,547	\$821,411	

5460 DEPARTMENT OF THE YOUTH AUTHORITY—Continued

ORGANIZATIONAL UNIT Classification	NUMBER OF POSITIONS			EXPENDITURES		
	Filed 1983-84	Authorized 1984-85	Proposed 1985-86	Actual 1983-84	Estimated 1984-85	Proposed 1985-86
Washington Ridge Camp						
Executive:						
Prog Administrator-Managerial	1	1	1	2,861-3,458	37,914	39,749
Treatment Team Supvr	1	1	1	2,431-2,930	35,029	35,160
Totals	2	2	2	\$68,621	\$72,943	\$74,909
Treatment And Group Living:						
Education:						
Teacher-High School Educ	1	1	1	1,827-2,778	33,696	33,696
Temporary Help	0.1	0.3	0.3	(583)	2,700	2,700
Group Living And Counseling:						
Sr Youth Counselor	0.9	1	1	2,018-2,431	29,172	29,172
Sr Group Supvr	0.9	1	1	1,924-2,319	27,828	27,828
Youth Counselor	8.9	9	9	1,276-2,225	236,026	238,200
Temporary Help	0.6	1	1	(68,690)	66,800	66,800
Treatment Services-Casework Supvn:						
Parole Agent I	1	1	1	2,215-2,669	32,028	32,028
Asst Head Group Supvr	1	1	1	2,113-2,546	30,552	30,552
Steno	0.5	0.5	0.5	1,029-1,339	7,698	7,698
Temporary Help	0.1	0.1	0.1	(9,597)	8,700	8,700
Totals	15	15.9	15.9	\$455,150	\$475,200	\$477,374
Support Services:						
Training:						
Temporary Help	0.2	0.7	0.7	(3,845)	14,000	14,000
Religion:						
Temporary Help	0.1	0.5	0.5	(4,620)	8,000	8,000
Security:						
Group Supvr	1.6	2	2	1,276-2,018	52,395	54,152
Temporary Help	0.9	1.1	1.1	(54,315)	68,300	68,300
Business Services-Administration:						
Office Techn-Typing	1	1	1	1,214-1,551	17,100	17,100
Temporary Help	0.1	0.3	0.3	(1,365)	1,400	1,400
Feeding:						
Supvng Cook I	1	1	1	1,371-1,786	21,432	21,432
Cook II	2	2	2	1,265-1,630	38,390	39,120
Office Asst II-Typing	0.5	0.5	0.5	1,048-1,367	7,560	7,560
Temporary Help	0.3	0.3	0.3	(6,025)	4,500	4,500
Plant Maintenance:						
Maint Mechanic	0.9	1	1	1,868-2,251	26,406	27,012
Totals	8.6	10.4	10.4	\$209,430	\$259,483	\$262,576
Totals, Washington Ridge Camp ..	25.6	28.3	28.3	\$733,201	\$807,626	\$814,859
Oak Glen Camp						
Executive:						
Prog Administrator-Managerial	0.9	1	1	2,861-3,458	41,496	41,496
Treatment Team Supvr	0.9	1	1	2,431-2,930	31,905	33,458
Totals	1.8	2	2	\$64,434	\$73,401	\$74,954
Treatment And Group Living:						
Casework Services:						
Parole Agent I	1.2	2	2	2,215-2,669	64,056	64,056
Asst Head Group Supvr	1	1	1	2,113-2,546	30,552	30,552
Education:						
Teacher-High School Educ	1.2	2	2	1,827-2,778	65,148	65,148
Temporary Help	-	0.2	0.2	-	1,700	1,700
Group Living And Counseling:						
Sr Youth Counselor	1.3	2	2	2,018-2,431	58,344	58,344
Youth Counselor	12.5	20	20	1,276-2,215	526,182	528,750
Temporary Help	0.2	0.4	0.4	(56,352)	112,000	112,000
Treatment Services-Casework Supvn:						
Office Asst II-Typing	0.2	1	1	1,048-1,367	13,024	13,444
Steno	0.8	1	1	1,029-1,339	13,841	14,337
Totals	18.4	29.6	29.6	\$708,660	\$884,847	\$888,331
Support Services:						
Training:						
Temporary Help	0.2	0.8	0.8	(16,594)	23,900	23,900
Religion:						
Temporary Help	0.1	0.1	0.1	(5,162)	6,400	6,400
Security:						
Sr Group Supvr	0.8	1	1	1,924-2,319	27,828	27,828
Group Supvr	1.4	4	4	1,276-2,018	95,348	97,382
Temporary Help	0.5	2.9	2.9	(92,186)	113,700	113,700
Business Services-Administration:						
Office Techn-Typing	0.9	1	1	1,214-1,551	16,628	17,010
Overtime	-	-	-	(357)	500	500
Feeding:						
Supvng Cook I	1	1	1	1,371-1,786	21,432	21,432
Cook II	1.5	2	2	1,265-1,630	38,900	39,120
Overtime	-	0.2	0.2	(20,264)	9,000	9,000
Plant Maintenance:						
Maint Mechanic	1	1	1	1,868-2,251	27,012	27,012
Overtime	-	-	-	(349)	9,800	9,800
Totals	7.4	14	14	\$143,842	\$390,449	\$393,084
Totals, Oak Glen Camp	27.6	45.6	45.6	\$916,936	\$1,348,697	\$1,356,369

5460 DEPARTMENT OF THE YOUTH AUTHORITY—Continued

1
2
3
4
5
6
7
8
9
10
11
12
13
14
15
16
17
18
19
20
21
22
23
24
25
26
27
28
29
30
31
32
33
34
35
36
37
38
39
40
41
42
43
44
45
46
47
48
49
50
51
52
53
54
55
56
57
58
59
60
61
62
63
64
65
66
67
68
69
70
71
72
73
74
75
76
77
78
79
80
81
82
83
84
85
86
87
88
89
90
91
92
93
94
95
96
97
98

ORGANIZATIONAL UNIT Classification	NUMBER OF POSITIONS			EXPENDITURES		
	Filled 1983-84	Authorized 1984-85	Proposed 1985-86	Actual 1983-84	Estimated 1984-85	Proposed 1985-86
Fenner Canyon Camp						
Executive:				SALARY RANGE		
Prog Administrator-Managerial	1	1	1	2,861-3,458	41,496	41,496
Treatment Team Supvr	1	1	1	2,431-2,930	35,160	35,160
Totals	2	2	2	\$72,150	\$76,656	\$76,656
Treatment And Group Living:						
Casework Services:						
Parole Agent I	2	2	2	2,215-2,669	64,056	64,056
Asst Head Group Supvr	0.8	1	1	2,113-2,546	30,092	30,552
Education:						
Teacher-High School Educ	1	2	2	1,827-2,778	55,260	56,280
Temporary Help	-	-	-	-	1,500	1,500
Group Living And Counseling:						
Sr Youth Counselor	2	2	2	2,018-2,431	58,344	58,344
Youth Counselor	19.6	21	21	1,276-2,215	554,814	558,792
Overtime	-	-	-	(165,661)	88,200	88,200
Casework Supervision:						
Office Asst II-Typing	1.5	1.5	1.5	1,048-1,367	21,150	21,150
Totals	26.9	29.5	29.5	\$915,271	\$873,416	\$878,874
Support Services:						
Training:						
Temporary Help	0.3	0.5	0.5	(30,324)	24,400	24,400
Security:						
Sr Group Supvr	0.8	1	1	1,924-2,319	27,828	27,828
Group Supvr	5.8	7	7	1,276-2,018	166,876	171,682
Temporary Help	2.9	3.8	3.8	(112,631)	158,400	158,400
Business Services:						
Office Techn-Typing	1	1	1	1,214-1,551	16,984	17,100
Overtime	-	-	-	(10,069)	9,100	9,100
Feeding:						
Supvng Cook I	0.1	1	1	1,371-1,786	17,958	18,757
Cook II	1.4	2	2	1,265-1,630	30,984	32,256
Temporary Help	0.2	0.3	0.3	(15,963)	6,000	6,000
Plant Maintenance:						
Maint Mechanic	1	1	1	1,868-2,251	24,612	24,612
Overtime	-	0.2	0.2	(1,178)	10,100	10,100
Totals	13.5	17.8	17.8	\$384,969	\$493,242	\$500,235
Totals, Fenner Canyon Camp	42.4	49.3	49.3	\$1,372,390	\$1,443,314	\$1,455,765
Fred C. Nelles School						
Executive:						
C.E.A. III	1.1	1	1	3,357-4,464	53,568	53,568
Administrator-Rehabilitation Serv	1	1	1	3,072-3,710	44,520	44,520
Volunteer Services Prog Mgr	1	1	1	2,360-2,845	28,992	30,378
Exec Secty I	1	1	1	1,389-1,653	19,836	19,836
Steno	0.8	1	1	1,029-1,339	14,292	14,292
Totals	4.9	5	5	\$156,604	\$161,208	\$162,594
Treatment And Group Living:						
Team Supervision:						
Prog Administrator-Supvry	1.6	1	1	2,861-3,458	37,914	39,749
Treatment Team Supvr	6.5	7	7	2,431-2,930	237,507	243,633
Office Asst II-Typing	1	1	1	1,048-1,367	15,120	15,120
Steno	0.8	1	1	1,029-1,339	14,292	14,292
Casework Services:						
Parole Agent I	8.9	8.5	8.5	2,215-2,669	259,519	264,207
Office Asst II-Typing	1	1	1	1,048-1,367	14,040	14,040
Education:						
Teacher-Arts & Crafts	2	2	2	1,827-2,778	61,116	61,116
Teacher-High School Educ	18.4	18	18	1,827-2,778	553,899	563,724
Teacher-Elementary Educ	2.8	3	3	1,827-2,778	91,895	93,236
Voc Instructor-Auto Mechanics	0.6	1	1	1,827-2,778	33,336	33,336
Youth Authority Teacher	-	1	1	1,827-2,778	21,924	22,944
Teacher-Librarian	1	1	1	1,827-2,778	33,336	33,336
Teacher-Recr & Physical Educ	2	3	3	1,827-2,778	88,596	89,616
Voc Instructor-Landscape Gardening	1.2	2	2	1,827-2,778	60,548	61,868
Voc Instructor-Industrial Arts	3	3	3	1,827-2,778	100,008	100,008
Teaching Asst	3.8	4	4	1,156-1,347	64,657	65,619
Temporary Help	5.5	2.5	2.5	(71,782)	100,800	100,800
Group Living And Counseling:						
Sr Youth Counselor	11.7	12	12	2,018-2,431	342,196	346,248
Youth Counselor	72.1	78	78	1,276-2,215	1,971,531	2,052,030
Temporary Help	14.5	18	18	(771,468)	569,800	569,800
Treatment Services:						
Education Administration:						
Supvr - Correctional Educ Programs ..	1	1	1	2,778-3,357	40,284	40,284
Supvr - Academic Instruction	1.8	2	2	2,529-3,052	72,970	73,248
Office Services Supvr I-Typing	0.8	1	1	1,214-1,551	17,100	17,100
Office Techn-Typing	1	1	1	1,214-1,551	17,100	17,100

5460 DEPARTMENT OF THE YOUTH AUTHORITY—Continued

ORGANIZATIONAL UNIT Classification	NUMBER OF POSITIONS			EXPENDITURES		
	Filled 1983-84	Authorized 1984-85	Proposed 1985-86	Actual 1983-84	Estimated 1984-85	Proposed 1985-86
				SALARY RANGE		
Office Asst II-Typing	0.3	0.5	0.5	1,048-1,367	7,020	7,284
Casework Supervision:						
Staff Psychiatrist	1	1	1	4,156-5,429	56,868	59,682
Parole Agent III	0.5	1	1	2,669-3,222	37,764	38,664
School Psychologist	1	1	1	2,415-2,913	34,956	34,956
Staff Psychologist-Clinical	2	2	2	2,415-2,913	66,646	68,165
Office Services Supvr I-Typing	1	1	1	1,214-1,551	17,100	17,100
Medical Transcriber	1	1	1	1,191-1,517	15,512	16,172
Office Asst II-Typing	5.9	6	6	1,048-1,367	86,016	86,016
Totals	175.7	186.5	186.5	\$4,893,796	\$5,141,370	\$5,260,493
Support Services:						
Medical:						
Physician & Surgeon	1	1	1	3,780-5,429	65,148	65,148
Dentist	1	1	1	3,440-4,816	56,448	56,448
Registered Nurse III	1	1	1	1,868-2,251	27,012	27,012
Registered Nurse II	4.2	4.5	4.5	1,706-2,051	103,182	103,182
Dental Asst	0.8	1	1	1,177-1,498	14,805	15,384
Temporary Help	0.9	1.8	1.8	(38,354)	49,400	49,400
Training:						
Trng Off 1	1	1	1	2,197-2,651	30,735	31,632
Temporary Help	4.7	5.6	5.6	(160,188)	198,200	198,200
Religion:						
Catholic Chaplain	1	1	1	2,002-2,415	24,888	26,067
Protestant Chaplain	1	1	1	2,002-2,415	28,980	28,980
Security:						
Head Group Supvr I	1	1	1	2,431-2,930	35,160	35,160
Asst Head Group Supvr	5	5	5	2,113-2,546	151,840	152,760
Sr Group Supvr	4	4	4	1,924-2,319	110,272	111,312
Group Supvr	40.2	46	46	1,276-2,018	1,106,359	1,124,352
Temporary Help	3.9	2.1	2.1	(259,774)	235,300	235,300
Bus Services:						
Administration:						
Bus Mgr II	0.9	1	1	2,450-2,954	35,448	35,448
Bus Service Asst	0.4	1	1	1,523-1,827	18,616	19,467
Office Services Supvr I-Typing	1.4	1	1	1,214-1,551	17,100	17,100
Accounting And Personnel:						
Sr Acct Off-Supvr	0.7	1	1	2,197-2,651	27,972	29,322
Acctg Off-Supvr	0.7	1	1	1,827-2,197	22,094	23,124
Property Clk I	0.1	1	1	1,401-1,827	16,934	17,666
Personnel Asst II	0.9	1	1	1,481-1,768	20,289	21,145
Personnel Asst I	1.8	2	2	1,126-1,551	32,928	34,401
Acctg Techn	1.9	2	2	1,214-1,551	31,528	32,318
Office Asst II-Typing	1.3	1.5	1.5	1,048-1,367	21,852	21,852
Acct Clk II	2	2	2	1,087-1,367	28,069	28,970
Steno	0.7	1	1	1,029-1,339	14,292	14,292
Bookkeeping Mach Opr II	1	1	1	1,126-1,309	15,169	15,708
Temporary Help	0.2	0.3	0.3	(25,924)	25,900	25,900
Feeding:						
Food Mgr	1	1	1	2,197-2,651	31,812	31,812
Supvng Cook I	2.1	3	3	1,371-1,786	64,296	64,296
Baker II	0.9	1	1	1,371-1,786	21,432	21,432
Cook II	2.8	3	3	1,265-1,630	55,308	56,866
Cook I	8.5	11	11	1,135-1,437	180,887	183,369
Office Asst II-Typing	1	1	1	1,048-1,367	14,568	14,568
Temporary Help	2.2	1.4	1.4	(40,457)	43,700	43,700
Personal Care And Housekeeping:						
Materials & Stores Supvr II	1	1	1	1,591-2,098	25,176	25,176
Materials & Stores Supvr I	-	1	1	1,401-1,827	18,277	19,092
Warehouse Worker	1	1	1	1,401-1,666	19,992	19,992
Barber	1	1	1	1,177-1,498	17,976	17,976
Stock Clk	1.4	1	1	1,168-1,486	17,832	17,832
Plant Maintenance:						
Chief - Plant Operation II	0.9	1	1	2,336-2,820	33,840	33,840
Chief Engr I	1	1	1	2,370-2,627	31,524	31,524
Stationary Engr	6	6	6	1,931-2,361	177,624	177,624
Electrician II	0.9	1	1	1,959-2,360	25,800	25,800
Painter II	0.8	1	1	1,868-2,251	27,012	27,012
Plumber I	1.9	2	2	1,868-2,251	47,574	48,672
Electrician I	0.6	1	1	1,868-2,251	22,416	23,508
Painter I	1	2	2	1,786-2,150	49,308	50,412
Carpenter I	1	1	1	1,786-2,150	23,417	23,508
Supvng Groundskeeper I	1	1	1	1,591-2,098	25,176	25,176
Auto Mechanic	1	1	1	1,666-2,002	24,024	24,024
Heavy Truck Driver	0.2	1	1	1,591-1,912	19,092	19,992
Bldg Maint Worker	3.4	3	3	1,557-1,868	60,580	61,416
Lead Groundskeeper	0.4	1	1	1,401-1,827	18,616	19,467
Groundskeeper	1.7	2	2	1,342-1,666	39,159	39,984
Janitor Supvr I	1	1	1	1,114-1,407	16,884	16,884
Office Asst II-Typing	0.9	1	1	1,048-1,367	14,568	14,568
Janitor	2.8	3.5	3.5	1,038-1,294	53,001	53,205
Overtime	-	-	-	(13,973)	11,900	11,900
Totals	134.1	150.7	150.7	\$3,268,373	\$3,798,691	\$3,841,677
Totals, Fred C. Nelles School	314.7	342.2	342.2	\$8,318,773	\$9,101,269	\$9,264,764

5460 DEPARTMENT OF THE YOUTH AUTHORITY—Continued

ORCANIZATIONAL UNIT	NUMBER OF POSITIONS			EXPENDITURES		
	Filled 1983-84	Authorized 1984-85	Proposed 1985-86	Actual 1983-84	Estimated 1984-85	Proposed 1985-86
Inst & Camps Northern Division				SALARY RANGE		
C.E.A. III	1	1	1	3,357-4,464	53,568	53,568
Exec Secty I	0.6	1	1	1,389-1,653	18,618	19,434
Totals	1.6	2	2	\$62,583	\$72,186	\$73,002
N Calif Youth Center Central						
Support Services:						
Medical:						
Chief Medical Off	1	1	1	4,795-5,639	66,720	66,720
Physician & Surgeon	1	1	1	3,780-5,429	63,336	63,336
Staff Psychiatrist	1	1	1	4,156-5,429	65,148	65,148
Dentist	1	1	1	3,440-4,816	56,448	56,448
Supvng Nurse II	1	1	1	2,051-2,472	29,664	29,664
Registered Nurse II	3	3	3	1,706-2,472	73,836	73,836
Sr Clinical Lab Technologist	-	0.5	0.5	1,972-2,386	12,160	12,768
Sr Medical Tech Asst	1	1	1	1,924-2,319	27,828	27,828
Medical Tech Asst	9	9	9	1,679-2,018	217,098	217,944
Sr Medical Transcriber	1	1	1	1,331-1,729	18,872	18,924
Dental Asst	1	1	1	1,177-1,498	16,512	16,512
Temporary Help	2.8	2.5	2.5	(62,398)	61,300	61,300
Training:						
Office Asst II-Typing	0.7	1	1	1,048-1,367	15,120	15,120
Temporary Help	1.8	0.7	0.7	(38,718)	30,900	30,900
Security:						
Head Croup Supvr I	0.6	1	1	2,431-2,930	35,160	35,160
Sr Croup Supvr	4.8	5	5	1,924-2,319	139,140	139,140
Croup Supvr	13.2	14	14	1,276-2,018	341,524	343,244
Office Techn-Typing	1	1	1	1,214-1,551	17,100	17,100
Temporary Help	10.2	1.8	1.8	(237,842)	187,200	187,200
Business Services-Administration:						
Bus Mgr	1	1	1	2,913-3,518	42,216	42,216
Polygraph Examiner	0.4	-	-	2,472-2,983	-	-
Ofc Techn	0.4	1	1	1,236-1,512	14,832	15,396
Business Services-Acctg-personnel:						
Sr Acctg Off-Supvr	1	1	1	2,197-2,651	31,812	31,812
Procurement & Services Off II	1	1	1	2,127-2,565	30,780	30,780
Acctg Off	2.9	3	3	1,827-2,197	76,095	77,520
Acctg Off-Supvr	1	1	1	1,827-2,197	22,859	23,934
Accountant I - Specialist	1.9	2	2	1,401-1,827	37,140	38,344
Personnel Asst II	1	1	1	1,481-1,768	21,216	21,216
Personnel Asst I	1	1	1	1,126-1,551	18,612	18,612
Ofc Techn-Typing	0.9	1	1	1,214-1,551	14,568	15,120
Ofc Techn-Cen	0.7	1	1	1,214-1,551	17,100	17,100
Acctg Techn	2	2	2	1,214-1,551	32,634	34,026
Office Asst II-Typing	2	2	2	1,048-1,367	29,136	29,136
Acct Clk II	3.6	4	4	1,087-1,367	56,797	58,294
Word Processing Techn	1	1	1	1,048-1,309	15,708	15,708
Bookkeeping Mach Opr II	0.9	1	1	1,126-1,309	15,708	15,708
Temporary Help	1.1	-	-	(17,970)	17,900	17,900
Feeding:						
Food Administrator II	1	1	1	2,197-2,651	30,006	31,446
Food Administrator I	1	1	1	1,827-2,197	26,364	26,364
Supvng Cook II	1	1	1	1,557-2,051	24,612	24,612
Butcher-Meat Cutter II	1	1	1	1,371-1,786	21,432	21,432
Baker II	1	1	1	1,371-1,786	21,432	21,432
Supvng Cook I	6.8	7	7	1,371-1,786	147,037	147,862
Baker I	1	1	1	1,265-1,630	19,560	19,560
Cook II	6.1	7	7	1,265-1,630	128,044	130,234
Office Techn-Typing	0.8	1	1	1,214-1,551	16,114	16,810
Cook I	20	21.5	21.5	1,135-1,437	363,653	366,138
Acct Clk II	0.2	1	1	1,087-1,367	15,120	15,120
Temporary Help	3.8	2.9	2.9	(59,281)	59,300	59,300
Personal Care And Housekeeping:						
Warehouse Mgr I	1.2	1	1	1,745-2,303	20,940	21,924
Laundry Supvr II	1	1	1	1,491-1,959	21,432	21,432
Shoemaker	1	1	1	1,491-1,959	23,508	23,508
Materials & Stores Supvr I	2.9	3	3	1,401-1,827	63,840	63,840
Warehouse Worker	0.9	1	1	1,401-1,666	18,276	18,276
Laundry Supvr I	1	1	1	1,265-1,630	19,560	19,560
Seamer	1	1	1	1,265-1,630	17,892	17,892
Laundry Worker	3.6	4	4	1,135-1,437	68,976	68,976
Lauderer	2.9	4	4	1,095-1,376	63,000	63,444
Temporary Help	0.4	-	-	(7,637)	5,500	5,500
Plant Maintenance:						
Chief - Plant Operation III	1	1	1	2,450-2,954	35,448	35,448
Chief - Plant Operation I	1	1	1	2,230-2,691	32,292	32,292
Chief Engr I	1	1	1	2,370-2,627	31,524	31,524
Stationary Engr	6.7	7	7	1,931-2,361	207,228	207,228
Electrician II	0.9	1	1	1,959-2,360	28,320	28,320
Supvng Groundskeeper II	1	1	1	1,745-2,303	27,636	27,636
Painter II	1	1	1	1,868-2,251	27,012	27,012
Electrician I	1.7	2	2	1,868-2,251	50,247	51,348
Plumber I	2	2	2	1,868-2,251	51,624	51,624
Maint Mechanic	3.7	4	4	1,868-2,251	100,864	102,512
Heavy Equipt Mechanic	1.8	2	2	1,827-2,197	48,048	48,048

5460 DEPARTMENT OF THE YOUTH AUTHORITY—Continued

1
2
3
4
5
6
7
8
9
10
11
12
13
14
15
16
17
18
19
20
21
22
23
24
25
26
27
28
29
30
31
32
33
34
35
36
37
38
39
40
41
42
43
44
45
46
47
48
49
50
51
52
53
54
55
56
57
58
59
60
61
62
63
64
65
66
67
68
69
70
71
72
73
74
75
76
77
78
79
80
81
82
83
84
85
86
87
88
89
90
91
92
93
94
95
96
97
98

ORGANIZATIONAL UNIT Classification	NUMBER OF POSITIONS			EXPENDITURES		
	Filled 1983-84	Authorized 1984-85	Proposed 1985-86	Actual 1983-84	Estimated 1984-85	Proposed 1985-86
				SALARY RANGE		
Auto Pool Mgr I	1	1	1	1,666-2,197	24,024	24,024
Painter I	3	3	3	1,786-2,150	77,400	77,400
Carpenter I	2	2	2	1,786-2,150	46,379	47,016
Mason	1	1	1	1,786-2,150	25,800	25,800
Locksmith	1	1	1	1,786-2,150	23,508	23,508
Electronics Techn	1	1	1	1,630-2,150	25,800	25,800
Lead Auto Mechanic	0.9	1	1	1,745-2,098	22,944	22,944
Auto Mechanic	0.6	1	1	1,666-2,002	20,308	21,268
Heavy Truck Driver	2	2	2	1,591-1,912	41,880	41,880
Bldg Maint Worker	1.9	2	2	1,557-1,868	44,832	44,832
Materials & Stores Supvr I	1.8	1	1	1,401-1,827	19,992	19,992
Lead Groundskeeper	1	1	1	1,401-1,827	21,924	21,924
Auto Equipt Opr I	2.9	3	3	1,523-1,827	59,376	59,976
Groundskeeper	4	4	4	1,342-1,666	79,968	79,968
Janitor Supvr II	1	1	1	1,239-1,591	19,716	19,716
Office Techn-Typing	1	1	1	1,214-1,551	15,940	16,636
Janitor	7.5	8	8	1,038-1,294	121,555	122,498
Temporary Help	6.7	2.9	2.9	(106,183)	124,400	124,400
Totals, N Calif Youth Center Central	200.6	194.8	194.8	\$4,331,166	\$4,621,766	\$4,648,350
N Calif Youth Center O H Close						
Executive:						
C.E.A. II	1	1	1	3,052-4,057	48,684	48,684
Administrator-Rehabilitation Services	1	1	1	3,072-3,710	44,520	44,520
Office Services Supvr I-Typing	1	1	1	1,214-1,551	17,100	17,100
Office Asst II-Typing	0.4	-	-	1,048-1,367	-	-
Totals	3.4	3	3	\$111,384	\$110,304	\$110,304
Treatment And Group Living:						
Team Supervision:						
Treatment Team Supvr	5	5	5	2,431-2,930	175,800	175,800
Casework Services:						
Parole Agent I	4	4	4	2,215-2,669	128,112	128,112
Asst Head Group Supvr	1	1	1	2,113-2,546	30,552	30,552
Office Asst II-Typing	0.7	1	1	1,048-1,367	15,120	15,120
Education:						
School Psychologist	1	1	1	2,415-2,913	34,956	34,956
Resource Specialist	1	1	1	2,415-2,913	33,336	34,956
Teacher-Elementary Educ	3.1	3	3	1,827-2,778	100,008	100,008
Teacher-Arts & Crafts	4	4	4	1,827-2,778	131,820	131,820
Voc Instructor-Industrial Arts	1.7	3	3	1,827-2,778	77,184	79,224
Teacher-Recr & Physical Educ	4	4	4	1,827-2,778	133,344	133,344
Teacher-Music	1	1	1	1,827-2,778	33,336	33,336
Teacher-High School Educ	12.4	13	13	1,827-2,778	431,112	432,606
Office Techn-Typing	0.2	1	1	1,214-1,551	17,100	17,100
Temporary Help	2.6	4	4	(71,290)	67,800	67,800
Group Living And Counseling:						
Sr Youth Counselor	7	7	7	2,018-2,431	204,204	204,204
Sr Group Supvr	1	1	1	1,924-2,319	27,828	27,828
Youth Counselor	41.9	46	46	1,276-2,215	1,187,169	1,203,361
Youth Counselor-Overcrowding	6	6	6	1,276-2,215	146,307	152,534
Temporary Help	7.9	9.7	9.7	(412,450)	368,700	368,700
Treatment Services:						
Education Administration:						
Supvr - Correctional Educ Programs ..	1	1	1	2,778-3,357	40,284	40,284
Supvr - Academic Instruction	1	1	1	2,529-3,052	36,624	36,624
Office Services Supvr I-Typing	1	1	1	1,214-1,551	17,100	17,100
Casework Supervision:						
Parole Agent III	1	1	1	2,669-3,222	38,664	38,664
Parole Agent II-Specialist	0.9	1	1	2,431-2,930	35,160	35,160
Staff Psychologist-Clinical	0.8	1	1	2,415-2,913	31,139	32,633
Office Services Supvr I-Typing	0.9	1	1	1,214-1,551	16,056	16,752
Sr Word Processing Techn	0.8	1	1	1,260-1,486	16,984	17,710
Office Asst II-Typing	2.3	2	2	1,048-1,367	29,964	30,240
Word Processing Techn	0.8	1	1	1,048-1,309	14,392	14,936
Office Asst I-Typing	-	0.5	0.5	976-1,126	6,565	6,775
Totals	116	127.2	127.2	\$3,388,827	\$3,626,720	\$3,658,239
Support Services:						
Training:						
Trng Off I	1	1	1	2,197-2,651	32,028	29,832
Temporary Help	5	3.5	3.5	(183,855)	114,900	114,900
Religion:						
Protestant Chaplain	1	1	1	2,002-2,415	28,980	28,980
Catholic Chaplain	1	1	1	2,002-2,415	28,980	28,980
Security:						
Head Group Supvr I	1	1	1	2,431-2,930	31,413	32,938
Asst Head Group Supvr	4.8	5	5	2,113-2,546	152,760	152,760
Sr Group Supvr	3.9	4	4	1,924-2,319	109,546	111,208
Group Supvr	20.2	21	21	1,276-2,018	537,834	540,936
Temporary Help	9.8	5.8	5.8	(364,012)	220,200	220,200

5460 DEPARTMENT OF THE YOUTH AUTHORITY—Continued

ORGANIZATIONAL UNIT	NUMBER OF POSITIONS			EXPENDITURES			
	Classification	Filled 1983-84	Authorized 1984-85	Proposed 1985-86	Actual 1983-84	Estimated 1984-85	Proposed 1985-86
Business Services--Acctg-personnel:				SALARY RANGE			
Personnel Asst II	1	1	1	1,481-1,768	21,216	21,216	
Personnel Asst I	0.9	1	1	1,126-1,551	18,092	18,612	
Office Asst II-Typing	1.2	2	2	1,048-1,367	26,996	27,896	
Personal Care And Housekeeping:							
Materials & Stores Supvr I	1	1	1	1,401-1,827	19,992	19,992	
Totals	51.8	48.3	48.3	\$1,445,045	\$1,342,937	\$1,348,450	
Totals, N Calif Youth Center O H Close	171.2	178.5	178.5	\$4,945,256	\$5,079,961	\$5,116,993	
N Calif Youth Center Karl Holton							
Executive:							
C.E.A. II	1	1	1	3,052-4,057	48,684	48,684	
Administrator-Rehabilitation Serv	1	1	1	3,072-3,710	44,520	44,520	
Sr Steno	1	1	1	1,236-1,512	17,448	17,448	
Totals	3	3	3	\$106,584	\$110,652	\$110,652	
Treatment And Group Living:							
Team Supervision:							
Treatment Team Supvr	4	4	4	2,431-2,930	140,640	140,640	
Casework Services:							
Treatment Team Supvr	0.2	1	1	2,431-2,930	32,288	33,850	
Parole Agent I	7	8	8	2,215-2,669	254,748	256,272	
Asst Head Group Supvr	0.8	-	-	2,113-2,546	-	-	
Office Asst II-Typing	1	1	1	1,048-1,367	15,120	15,120	
Education:							
Resource Specialist	1	1	1	2,415-2,913	33,209	34,821	
Voc Instructor-Landscape Gardening	1	1	1	1,827-2,778	30,348	30,348	
Voc Instructor-Electronics	-	1	1	1,827-2,778	21,924	22,944	
Voc Instructor-Auto Mechanics	0.2	1	1	1,827-2,778	21,924	22,944	
Youth Authority Teacher	4.7	6	6	1,827-2,778	160,994	163,587	
Voc Instructor-Plastering	1	1	1	1,827-2,778	33,336	33,336	
Teacher-Arts & Crafts	1.6	1	1	1,827-2,778	33,336	33,336	
Teacher-Reer & Physical Educ	2.9	3	3	1,827-2,778	100,008	100,008	
Teacher-High School Educ	9.1	10	10	1,827-2,778	323,172	325,892	
Teacher-Elementary Educ	2.8	3	3	1,827-2,778	98,484	98,484	
Teacher-Business Educ	1	1	1	1,827-2,778	33,336	33,336	
Temporary Help	3.2	4	4	(69,390)	84,000	84,000	
Group Living And Counseling:							
Sr Youth Counselor	7.5	8	8	2,018-2,431	225,732	229,560	
Youth Counselor	44.7	49	49	1,276-2,215	1,273,195	1,283,680	
Youth Counselor - Overcrowding.....	4	4	4	1,276-2,215	94,404	98,724	
Temporary Help	8.6	10.3	10.3	(430-470)	385,200	385,200	
Temporary Help - Overcrowding.....	2.2	2.4	2.4	(74,535)	80,300	80,300	
Treatment Services:							
Education Administration:							
Supvr - Correctional Educ Programs ..	1	1	1	2,778-3,357	40,284	40,284	
Supvr - Academic Instruction	1	1	1	2,529-3,052	36,624	36,624	
School Psychologist	0.3	1	1	2,415-2,913	29,208	30,592	
Office Techn-Typing	0.9	1	1	1,214-1,551	17,100	17,100	
Sr Steno	0.8	1	1	1,236-1,512	16,288	16,984	
Casework Supervision:							
Parole Agent III	1	1	1	2,669-3,222	38,664	38,664	
Parole Agent II-Specialist	1	1	1	2,431-2,930	35,160	35,160	
Staff Psychologist-Clinical	0.9	1	1	2,415-2,913	34,956	34,956	
Office Services Supvr I-Typing	0.8	1	1	1,214-1,551	17,100	17,100	
Office Asst II-Typing	3	3	3	1,048-1,367	45,360	45,360	
Word Processing Techn	1.2	2	2	1,048-1,309	31,416	31,416	
Totals	120.4	134.7	134.7	\$3,516,419	\$3,817,858	\$3,850,622	
Support Services:							
Training:							
Staff Services Analyst-Gen	1.1	1	1	1,407-2,197	25,572	26,238	
Temporary Help	5.9	5.4	5.4	(163,300)	142,000	142,000	
Religion:							
Chaplain	2	2	2	2,002-2,415	57,960	57,960	
Security:							
Head Group Supvr I	1	1	1	2,431-2,930	35,160	35,160	
Asst Head Group Supvr	4.8	5	5	2,113-2,546	150,820	152,185	
Sr Group Supvr	3.8	4	4	1,924-2,319	108,840	110,064	
Sr Group Supvr - Overcrowding.....	1	1	1	1,924-2,319	27,828	27,828	
Group Supvr.....	18.1	20	20	1,276-2,018	502,196	513,162	
Group Supvr-Overcrowding.....	4	4	4	1,276-2,018	91,347	93,348	
Temporary Help	8.3	5.7	5.7	(304,532)	219,400	219,400	
Business Services--Acctg-personnel:							
Personnel Asst II	1	1	1	1,481-1,768	21,216	21,216	
Personnel Asst I	0.9	1	1	1,126-1,551	15,708	16,404	
Office Asst II-Typing	2	2	2	1,048-1,367	29,916	30,048	
Personal Care And Housekeeping:							
Materials & Stores Supvr I	1	1	1	1,401-1,827	21,924	21,924	
Barber	1	1	1	1,177-1,498	16,512	16,512	
Temporary Help	0.4	0.5	0.5	(6,906)	8,700	8,700	
Totals	56.3	55.6	55.6	\$1,392,282	\$1,475,099	\$1,492,149	
Totals, N Calif Youth Center Karl Holton	179.7	193.3	193.3	\$5,015,285	\$5,403,609	\$5,453,423	

5460 DEPARTMENT OF THE YOUTH AUTHORITY—Continued

ORGANIZATIONAL UNIT Classification	NUMBER OF POSITIONS			EXPENDITURES		
	Filed 1983-84	Authorized 1984-85	Proposed 1985-86	Actual 1983-84	Estimated 1984-85	Proposed 1985-86
SALARY RANGE						
N Calif Youth Center D Nelson						
Executive:						
C.E.A. II	1	1	1	3,052-4,057	48,684	48,684
Administrator-Rehabilitation Services	1	1	1	3,072-3,710	44,520	44,520
Sr Steno	0.9	1	1	1,236-1,512	17,100	18,144
Totals	2.9	3	3	\$103,618	\$110,304	\$111,348
Treatment And Group Living:						
Team Supervision:						
Treatment Team Supvr	5	5	5	2,431-2,930	175,800	175,800
Casework Services:						
Parole Agent II-Specialist	1	2	2	2,431-2,930	68,748	70,320
Parole Agent I	7.9	7	7	2,215-2,669	219,996	221,340
Office Asst II-Typing	1	1	1	1,048-1,367	15,120	15,120
Education:						
School Psychologist	1	1	1	2,415-2,913	34,956	34,956
Resource Specialist	1	1	1	2,415-2,913	32,574	34,146
Teacher-Elementary Educ	2	2	2	1,827-2,778	66,672	66,672
Teacher-Recr & Physical Educ	2	2	2	1,827-2,778	66,672	66,672
Teacher-High School Educ.....	3.9	4	4	1,827-2,778	127,674	129,000
Voc Instructor-Industrial Arts	1.6	2	2	1,827-2,778	49,704	50,724
Voc Instructor-Culinary Arts	2	2	2	1,827-2,778	65,148	66,672
Voc Instructor-Auto Mechanics	1	1	1	1,827-2,778	33,336	33,336
Voc Instructor-Auto Repair	1	1	1	1,827-2,778	30,006	30,348
Voc Instructor-Landscape Gardening	1	1	1	1,827-2,778	33,336	33,336
Group Supvr.....	0.7	-	-	1,276-2,018	-	-
Temporary Help	1.7	2.8	2.8	(36,894)	64,700	64,700
Group Living And Counseling:						
Sr Youth Counselor	7.8	8	8	2,018-2,431	232,256	233,376
Youth Counselor	47.3	50	50	1,276-2,215	1,282,690	1,308,394
Youth Counselor-Overcrowding	5	5	5	1,276-2,215	128,198	131,581
Temporary Help	8.1	9.6	9.6	(499,570)	436,700	436,700
Temporary Help-Overcrowding	1.9	1.9	1.9	(60,992)	50,000	50,000
Treatment Services:						
Education Administration:						
Supvr - Correctional Educ Programs ..	1	1	1	2,778-3,357	40,284	40,284
Steno.....	1	1	1	1,029-1,339	15,396	15,396
Casework Supervision:						
Parole Agent III	1	1	1	2,669-3,222	38,664	38,664
Staff Psychologist-Clinical	1	1	1	2,415-2,913	34,956	34,956
Office Services Supvr I-Typing	1	1	1	1,214-1,551	17,100	17,100
Office Techn-Typing	0.2	1	1	1,214-1,551	15,824	16,520
Sr Word Processing Techn	1	1	1	1,260-1,486	17,832	17,832
Office Asst II-Typing	3.7	3.5	3.5	1,048-1,367	51,349	51,802
Word Processing Techn	1	1	1	1,048-1,309	15,708	15,708
Totals	114.8	120.8	120.8	\$3,307,553	\$3,461,399	\$3,501,455
Support Services:						
Training:						
Trng Off 1	1	1	1	2,197-2,651	35,160	30,029
Temporary Help	3.7	4.5	4.5	(104,907)	111,800	111,800
Religion:						
Catholic Chaplain	0.9	1	1	2,002-2,415	24,024	25,176
Protestant Chaplain	1	1	1	2,002-2,415	28,980	28,980
Security:						
Head Group Supvr 1	1	1	1	2,431-2,930	34,332	35,160
Asst Head Group Supvr	4.8	5	5	2,113-2,546	151,495	152,760
Sr Group Supvr	3.7	4	4	1,924-2,319	111,312	111,312
Group Supvr.....	24.5	27	27	1,276-2,018	684,373	688,218
Temporary Help	8.4	4.1	4.1	(266,619)	218,800	218,800
Business Services--Acctg-personnel:						
Personnel Asst II	1	1	1	1,481-1,768	19,764	20,648
Personnel Asst I	1	1	1	1,126-1,551	18,340	18,612
Office Asst II-Typing	1.3	2	2	1,048-1,367	28,818	29,292
Office Asst I-Typing	0.6	-	-	976-1,126	-	-
Personal Care And Housekeeping:						
Materials & Stores Supvr I	1	1	1	1,401-1,827	19,992	19,992
Totals	53.9	53.6	53.6	\$1,336,901	\$1,487,190	\$1,490,779
Totals, N Calif Youth Center D Nelson	171.6	177.4	177.4	\$4,778,072	\$5,058,893	\$5,103,582
Inst & Camps Southern Division						
C.E.A. III	1	1	1	3,357-4,464	53,568	53,568
Exec Secty.....	-	1	1	1,389-1,653	19,836	20,828
Temporary Help	1	-	-	(19,020)	-	-
Totals	2	2	2	\$71,070	\$73,404	\$74,396

5460 DEPARTMENT OF THE YOUTH AUTHORITY—Continued

ORGANIZATIONAL UNIT	NUMBER OF POSITIONS			EXPENDITURES			
	Classification	Filed 1983-84	Authorized 1984-85	Proposed 1985-86	Actual 1983-84	Estimated 1984-85	Proposed 1985-86
Youth Training School							
Executive:							
C.E.A. III	0.9	1	1	3,357-4,464	53,568	53,568	
C.E.A. II	1	1	1	3,052-4,057	48,684	48,684	
Volunteer Services Prog Mgr	0.8	1	1	2,360-2,845	29,440	30,854	
Adm Asst I	0.9	1	1	1,827-2,303	32,028	26,729	
Exec Secty I	1	1	1	1,389-1,653	18,204	19,032	
Secty	0.9	1	1	1,236-1,512	17,448	17,448	
Totals	5.5	6	6	\$175,268	\$199,372	\$196,315	
Treatment And Group Living:							
Team Supervision:							
Prog Administrator-Supvr	4	4	4	2,861-3,458	161,105	164,297	
Treatment Team Supvr	12.8	13	13	2,431-2,930	452,924	455,118	
Casework Services:							
Supvng Casework Specialist I	1	1	1	2,431-2,930	35,160	35,160	
Parole Agent I	15.7	18	18	2,215-2,669	521,171	554,494	
Casework Specialist	2	2	2	2,215-2,669	61,712	63,924	
Education:							
Resource Specialist	1	1	1	2,415-2,913	32,955	34,551	
Teacher-High School Educ.....	16.6	22	22	1,827-2,778	680,911	689,076	
Teacher-Recr & Physical Educ	5	7	7	1,827-2,778	207,116	217,488	
Voc Instructor-Carpentry	1	1	1	1,827-2,778	33,336	33,336	
Voc Instructor-Baking	0.8	1	1	1,827-2,778	26,166	27,424	
Voc Instructor-Auto Mechanics	2	2	2	1,827-2,778	63,806	65,148	
Voc Instructor-Auto Repair	2.5	3	3	1,827-2,778	91,026	91,824	
Voc Instructor-Industrial Arts	7.3	11	11	1,827-2,778	302,470	306,734	
Voc Instructor-Barbershop Practices ..	2	2	2	1,827-2,778	63,034	65,148	
Voc Instructor-Electronics	0.1	1	1	1,827-2,778	25,176	26,364	
Voc Instructor-Culinary Arts	3	3	3	1,827-2,778	100,008	100,008	
Voc Instructor-Landscape Gardening ..	-	1	1	1,827-2,778	25,176	26,364	
Voc Instructor-Mill & Cabinet Work ..	1	2	2	1,827-2,778	52,548	57,978	
Voc Instructor-Masonry	1	2	2	1,827-2,778	56,414	59,601	
Voc Instructor-Mach Shop	1	1	1	1,827-2,778	28,868	30,234	
Voc Instructor-Janitorial Service	2.9	3	3	1,827-2,778	85,715	86,952	
Voc Instructor-Refrig Air Condition	1	1	1	1,827-2,778	33,336	33,336	
Voc Instructor-Plastering	1	1	1	1,827-2,778	33,336	33,336	
Voc Instructor-Painting	1	1	1	1,827-2,778	33,336	33,336	
Voc Instructor-Offset Printing	0.9	1	1	1,827-2,778	27,424	28,756	
Voc Instructor-Welding	2.6	4	4	1,827-2,778	116,320	120,142	
Voc Instructor-Upholstering	0.4	1	1	1,827-2,778	33,336	33,336	
Voc Instructor-Stockkeeping	0.5	1	1	1,827-2,778	21,924	22,944	
Sr Librarian	0.5	1	1	1,959-2,360	23,508	24,612	
Youth Counselor	0.9	1	1	1,276-2,215	26,580	26,580	
Psychometrist	-	1	1	1,656-2,002	19,992	20,940	
Temporary Help	11.6	10.1	10.1	(248,607)	224,000	224,000	
Group Living And Counseling:							
Sr Youth Counselor	22.4	24	24	2,018-2,431	679,466	688,468	
Youth Counselor	152.6	203	203	1,276-2,215	4,975,603	5,201,502	
Temporary Help	17.2	24.7	24.7	928,905	874,900	874,900	
Temporary Help-Overcrowding	0.4	0.7	0.7	(9,284)	16,800	16,800	
Treatment Services:							
Education Administration:							
Supvr - Correctional Educ Programs ..	1	1	1	2,778-3,357	40,284	40,284	
Supvr - Voc Instruction	2	2	2	2,529-3,052	73,248	73,248	
Supvr - Academic Instruction	3	3	3	2,529-3,052	109,872	109,872	
Office Services Supvr I-Typing	1	1	1	1,214-1,551	17,100	17,100	
Office Asst II-Typing	1.9	2	2	1,048-1,367	28,389	28,818	
Steno.....	1.7	2	2	1,029-1,339	30,745	30,792	
Casework Supervision:							
Staff Psychiatrist	1	2	2	4,156-5,429	115,020	117,468	
Parole Agent III	1.7	2	2	2,669-3,222	77,328	77,328	
Sr Psychologist	0.7	1	1	2,651-3,200	37,956	38,400	
Treatment Team Supvr	1	1	1	2,431-2,930	35,160	35,160	
School Psychologist	1	1	1	2,415-2,913	33,336	34,956	
Staff Psychologist-Clinical	3.3	5	5	2,415-2,913	156,098	165,108	
Registered Nurse II	1	1	1	1,706-2,472	24,612	24,612	
Office Techn-Typing	1	1	1	1,214-1,551	17,100	17,100	
Office Services Supvr I-Typing	0.8	1	1	1,214-1,551	16,572	17,010	
Sr Word Processing Techn	1	1	1	1,260-1,486	17,832	17,832	
Office Asst II-Typing	10.1	11.5	11.5	1,048-1,367	160,056	168,892	
Steno.....	3.6	4	4	1,029-1,339	57,999	59,298	
Office Asst II-Gen.....	1	1	1	1,048-1,367	14,568	14,568	
Word Processing Techn	2	4	4	1,048-1,309	51,594	57,569	
Temporary Help	0.5	2.3	2.3	(49,058)	77,600	77,600	
Totals	336	426.3	426.3	\$9,475,370	\$11,439,127	\$11,797,226	
Support Services:							
Medical:							
Chief Medical Ofc.....	1	1	1	4,795-5,639	67,668	67,668	
Physician & Surgeon	1	1	1	3,780-5,429	63,336	63,336	
Dentist	2	2	2	3,440-4,816	109,704	109,704	
Nurse Practitioner	-	1	1	2,150-2,591	21,500	26,810	
Registered Nurse II	2.3	3	3	1,706-2,472	68,391	70,464	
Registered Nurse III	1	1	1	1,868-2,472	27,372	27,372	
Medical Tech Asst	6.8	7	7	1,679-2,018	159,348	166,974	

5460 DEPARTMENT OF THE YOUTH AUTHORITY—Continued

ORGANIZATIONAL UNIT	NUMBER OF POSITIONS			EXPENDITURES		
	Filled 1983-84	Authorized 1984-85	Proposed 1985-86	Actual 1983-84	Estimated 1984-85	Proposed 1985-86
				SALARY RANGE		
Medical Transcriber	0.6	1	1	1,191-1,517	14,562	15,114
Dental Asst	2	3	3	1,177-1,498	44,804	47,749
Temporary Help	-	2.1	2.1	(25,047)	40,600	40,600
Training:						
Staff Services Analyst-Gen	0.8	1	1	1,407-2,197	26,154	26,364
Ofc Techn-Typing	0.8	1	1	1,214-1,551	16,984	17,100
Temporary Help	6.5	13.7	13.7	(287,014)	397,600	397,600
Religion:						
Protestant Chaplain	1	1	1	2,002-2,415	28,980	28,980
Catholic Chaplain	0.8	1	1	2,002-2,415	24,984	26,166
Security:						
Head Group Supvr II	0.8	1	1	2,861-3,458	35,722	37,440
Parole Agent I	1.2	2	2	2,215-2,669	62,940	61,412
Asst Head Group Supvr	6	6	6	2,113-2,546	179,992	182,737
Sr Group Supvr	13.9	14	14	1,924-2,319	383,588	387,120
Youth Counselor	1	1	1	1,276-2,215	26,940	26,940
Group Supvr	83.2	96.8	96.8	1,276-2,018	2,355,515	2,393,326
Group Supvr-Overcrowding	7	7	7	1,276-2,018	161,966	166,416
Telephone Opr	1	1	1	1,048-1,214	14,568	14,568
Temporary Help	3.4	10	10	(1,327,835)	537,200	537,200
Business Services:						
Administration:						
Bus Mgr	1	1	1	2,913-3,518	42,216	42,216
Secty	0.6	1	1	1,236-1,512	14,832	15,396
Accounting And Personnel:						
Sr Acctg Off-Supvr	1	1	1	2,197-2,651	30,006	31,446
Procurement & Services Off II	1	1	1	2,127-2,565	30,780	30,780
Acctg Off-Supvr	0.6	1	1	1,827-2,197	26,364	26,364
Property Clk II	1	1	1	1,591-2,098	22,944	22,944
Accountant I - Specialist	2	2	2	1,401-1,827	39,632	39,984
Personnel Asst II	1	1	1	1,481-1,768	19,914	20,790
Personnel Asst I	2.9	4	4	1,126-1,551	65,332	66,561
Office Services Supvr I-Typing	1	1	1	1,214-1,551	17,100	17,100
Acctg Techn	2	2	2	1,214-1,551	34,200	34,200
Office Asst II-Typing	3.8	5	5	1,048-1,367	67,562	69,331
Acct Clk II	1.8	2	2	1,087-1,367	28,494	28,932
Office Asst II-Gen	1	1	1	1,048-1,309	14,568	14,568
Bookkeeping Mach Opr II	1	1	1	1,126-1,309	15,708	15,708
Temporary Help	0.5	0.2	0.2	(35,437)	18,700	18,700
Feeding:						
Food Mgr	0.6	1	1	2,197-2,651	27,106	28,420
Supvng Cook II	0.9	1	1	1,557-2,051	22,962	24,060
Supvng Cook I	3.9	4	4	1,371-1,786	83,105	84,236
Cook II	17.2	20	20	1,265-1,630	373,205	380,751
Office Asst II-Typing	1	1	1	1,048-1,367	14,568	14,568
Temporary Help	1.7	2.3	2.3	(72,085)	36,900	36,900
Personal Care And Housekeeping:						
Warehouse Mgr I	0.8	1	1	1,745-2,303	27,636	27,636
Materials & Stores Supvr II	1	1	1	1,591-2,098	25,176	25,176
Materials & Stores Supvr I	2.5	3	3	1,401-1,827	60,660	61,392
Janitor Supvr III	1	1	1	1,342-1,745	20,940	20,940
Warehouse Worker	1	1	1	1,401-1,666	19,992	19,992
Janitor	0.9	1	1	1,038-1,294	15,528	15,528
Plant Maintenance:						
Chief - Plant Operation III	0.6	1	1	2,450-2,954	35,448	35,448
Chief Engr I	1	1	1	2,370-2,627	31,524	31,524
Supvr Building Trades	1	1	1	2,051-2,591	31,092	31,092
Plumber Supvr	0.8	1	1	2,051-2,472	29,664	29,664
Electrician Supvr	0.6	1	1	2,051-2,472	29,664	29,664
Stationary Engr	9.3	10	10	1,931-2,361	273,000	273,000
Painter Supvr	1	1	1	1,959-2,360	28,320	28,320
Carpenter Supvr	1	1	1	1,959-2,360	28,320	28,320
Electrician II	0.8	1	1	1,959-2,360	26,305	27,557
Supvng Groundskeeper II	1	1	1	1,745-2,303	26,788	27,636
Electrician I	1.9	2	2	1,868-2,251	52,115	53,519
Plumber I	1.8	2	2	1,868-2,251	53,822	54,024
Maint Mechanic	1	1	1	1,868-2,251	27,012	27,012
Auto Pool Mgr I	1	1	1	1,666-2,197	26,364	26,364
Painter I	2.7	3	3	1,786-2,150	75,752	76,905
Carpenter I	1	1	1	1,786-2,150	24,152	25,305
Locksmith	1	1	1	1,786-2,150	23,508	23,508
Lead Automobile Mechanic	1	1	1	1,745-2,098	25,176	25,176
Auto Equip Opr II	1	1	1	1,666-2,002	24,024	24,024
Auto Mechanic	1	1	1	1,666-2,002	24,024	24,024
Building Maint Worker	1	1	1	1,557-1,868	22,416	22,416
Auto Equip Opr I	3	3	3	1,523-1,827	65,772	65,772
Skilled Laborer	0.2	1	1	1,523-1,827	20,703	21,678
Lead Groundskeeper	3	3	3	1,401-1,827	65,772	65,772
Pest Control Techn	1	1	1	1,523-1,666	19,917	19,992
Office Techn-Typing	1	1	1	1,214-1,551	15,463	16,114
Temporary Help	0.1	-	-	(34,470)	67,000	67,000
Canteen Operations:						
Prison Canteen Mgr II	1	1	1	1,745-2,303	27,636	27,636
Temporary Help	1.7	2.5	2.5	(41,948)	63,500	63,500
Totals	241.3	287.6	287.6	\$7,085,759	\$7,350,801	\$7,445,745
Totals, Youth Training School	582.8	719.9	719.9	\$16,736,397	\$18,989,300	\$19,439,286

5460 DEPARTMENT OF THE YOUTH AUTHORITY—Continued

ORGANIZATIONAL UNIT	NUMBER OF POSITIONS			EXPENDITURES		
	Classification	Filled 1983-84	Authorized 1984-85	Proposed 1985-86	Actual 1983-84	Estimated 1984-85
SALARY RANGE						
El Paso De Robles School						
Executive:						
C.E.A. III	0.8	1	1	3,357-4,464	49,486	51,912
Administrator-Rehabilitation Services	0.8	1	1	3,072-3,710	44,090	44,520
Volunteer Services Prog Mgr	0.6	1	1	2,360-2,845	35,160	35,160
Exec Secty I	1	1	1	1,389-1,653	20,196	20,196
Steno	1	1	1	1,029-1,339	14,607	15,161
Totals	4.2	5	5	\$123,611	\$163,539	\$166,949
Treatment And Group Living:						
Team Supervision:						
Treatment Team Supvr	5.8	6	6	2,431-2,930	210,829	210,960
Casework Services:						
Parole Agent I	9.8	9	9	2,215-2,669	288,252	288,252
Temporary Help	-	-	-	(7,580)	-	-
Education:						
Resource Specialist	1	1	1	2,415-2,913	34,956	34,956
Teacher-Elementary Educ	0.9	1	1	1,827-2,778	33,336	33,336
Teacher-Recr & Physical Educ	3	3	3	1,827-2,778	100,008	100,008
Teacher-High School Educ	16.6	16	16	1,827-2,778	488,405	489,990
Voc Instructor-Welding	0.8	1	1	1,827-2,778	25,176	26,364
Voc Instructor-Industrial Arts	1.4	2	2	1,827-2,778	63,456	64,904
Voc Instructor-Carpentry	1	1	1	1,827-2,778	32,955	33,336
Youth Authority Teacher	0.2	1	1	1,827-2,778	25,176	26,364
Sr Librarian	1	1	1	1,959-2,360	26,608	27,884
Teaching Asst	3.1	4	4	1,156-1,347	62,472	63,649
Temporary Help	3.3	2.7	2.7	(81,390)	102,200	102,200
Group Living And Counseling:						
Sr Youth Counselor	11.2	11	11	2,018-2,431	320,892	320,892
Youth Counselor	72.3	75	75	1,276-2,215	1,956,034	1,978,631
Temporary Help	8.5	10.7	10.7	(546,427)	426,700	426,700
Treatment Services:						
Education Administration:						
Supvr - Correctional Educ Programs ..	1	1	1	2,778-3,357	40,284	40,284
Supvr - Academic Instruction	1	1	1	2,529-3,052	36,624	36,624
School Psychologist	0.9	1	1	2,415-2,913	34,956	34,956
Office Techn-Typing	1	1	1	1,214-1,551	17,100	17,100
Sr Steno	1	1	1	1,236-1,512	17,448	17,448
Office Asst II-Typing	1	1	1	1,048-1,367	14,568	14,568
Casework Supervision:						
Parole Agent III	1	1	1	2,669-3,222	38,664	38,664
Staff Psychologist-Clinical	1	1	1	2,415-2,913	34,956	34,956
Office Services Supvr I-Typing	1	1	1	1,214-1,551	17,100	17,100
Office Asst II-Typing	5	5	5	1,048-1,367	75,600	75,600
Steno	1	1	1	1,029-1,339	15,396	15,396
Totals	154.8	160.4	160.4	\$4,382,215	\$4,540,151	\$4,571,122
Support Services:						
Medical:						
Physician & Surgeon	1	1	1	3,780-5,429	60,396	60,396
Dentist	1	1	1	3,440-4,816	52,772	55,358
Registered Nurse II	0.9	1	1	1,706-2,472	24,612	24,612
Registered Nurse III	1	1	1	1,868-2,472	27,012	27,012
Medical Tech Asst	4	4	4	1,679-2,018	96,864	96,864
Medical Transcriber	1	1	1	1,191-1,517	16,740	16,740
Dental Asst	1	1	1	1,177-1,498	16,512	16,512
Temporary Help	0.6	-	-	(10,384)	8,500	8,500
Training:						
Trng Off I	1	1	1	2,197-2,651	31,752	31,812
Temporary Help	3.6	5	5	(135,737)	161,500	161,500
Religion:						
Protestant Chaplain	1	1	1	2,002-2,415	28,980	28,980
Catholic Chaplain	1	1	1	2,002-2,415	28,980	28,980
Security:						
Head Group Supvr I	1	1	1	2,431-2,930	35,160	35,160
Asst Head Group Supvr	4.7	5	5	2,113-2,546	152,760	152,760
Sr Group Supvr	4	4	4	1,924-2,319	111,104	111,312
Group Supvor	31.4	33	33	1,276-2,018	818,946	835,548
Temporary Help	0.6	1	1	(183,442)	177,200	177,200
Temporary Help-Overcrowding	1.4	1.4	1.4	(29,845)	30,400	30,400
Business Services:						
Administration:						
Bus Mgr II	1	1	1	2,450-2,954	35,448	35,448
Office Services Supvr I-Typing	1	1	1	1,214-1,551	17,100	17,100
Accounting And Personnel:						
Acctg Off-Supvr	0.9	1	1	1,827-2,197	22,859	23,934
Accountant I - Supvr	1	1	1	1,401-1,827	19,992	19,992
Personnel Asst II	1	1	1	1,481-1,768	21,216	21,216
Personnel Asst I	0.9	1	1	1,126-1,551	13,964	14,480
Acctg Techn	1	1	1	1,214-1,551	17,100	17,100
Office Asst II-Typing	2	3	3	1,048-1,367	40,406	41,246
Acct Clk II	0.8	1	1	1,087-1,367	15,120	15,120
Office Asst II-Gen	1.9	2	2	1,048-1,309	26,604	26,988

5460 DEPARTMENT OF THE YOUTH AUTHORITY—Continued

ORGANIZATIONAL UNIT	NUMBER OF POSITIONS			EXPENDITURES			
	Classification	Filled 1983-84	Authorized 1984-85	Proposed 1985-86	Actual 1983-84	Estimated 1984-85	Proposed 1985-86
					SALARY RANGE		
Temporary Help	-	-	-		(490)	2,000	2,000
Feeding:							
Food Mgr	1	1	1	2,197-2,651	31,812	31,812	
Supvng Cook II	1	1	1	1,557-2,051	24,612	24,612	
Supvng Cook I	3	3	3	1,371-1,786	63,336	64,296	
Baker II	1	1	1	1,371-1,786	21,432	21,432	
Cook II	6.5	7	7	1,265-1,630	127,349	130,285	
Cook I	3.7	4	4	1,135-1,437	64,188	66,144	
Office Asst II-Typing	1	1	1	1,048-1,367	14,084	14,568	
Temporary Help	0.6	1.7	1.7	(25,412)	23,000	23,000	
Personal Care And Housekeeping:							
Materials & Stores Supvr II	1	1	1	1,591-2,098	24,696	25,176	
Materials & Stores Supvr I	1	1	1	1,401-1,827	20,522	21,414	
Laundry Supvr I	1	1	1	1,265-1,630	19,560	19,560	
Janitor Supvr I	1	1	1	1,114-1,407	17,300	17,300	
Janitor	1.9	2	2	1,038-1,294	30,230	30,697	
Plant Maintenance:							
Chief - Plant Operation II	1	1	1	2,336-2,820	33,840	33,840	
Chief Engr I	1	1	1	2,370-2,627	31,524	31,524	
Utility Shops Supvr	1	1	1	2,051-2,472	29,664	29,664	
Water & Sewage Plant Supvr	1	1	1	2,146-2,361	28,332	28,332	
Stationary Engr	6	6	6	1,931-2,361	154,512	154,512	
Plumber I	0.9	1	1	1,868-2,251	24,612	24,612	
Electrician I	2	2	2	1,868-2,251	49,224	49,224	
Painter II	1	1	1	1,868-2,251	27,012	27,012	
Fusion Welder	1	1	1	1,827-2,197	24,024	24,024	
Locksmith	1	1	1	1,786-2,150	23,508	23,508	
Supvng Groundskeeper I	1	1	1	1,591-2,098	25,176	25,176	
Automobile Mechanic	1	1	1	1,666-2,002	24,024	24,024	
Bldg Maint Worker	1	1	1	1,557-1,868	20,472	20,472	
Lead Groundskeeper	1	1	1	1,401-1,827	20,861	21,842	
Auto Equip Opr I	1.7	2	2	1,523-1,827	38,484	39,984	
Materials & Stores Supvr I	0.6	1	1	1,401-1,827	19,992	19,992	
Office Asst II-Typing	1	1	1	1,048-1,367	14,568	14,568	
Temporary Help	4	3.1	3.1	(54,901)	73,600	73,600	
Totals	122.6	129.2	129.2	\$2,963,904	\$3,257,549	\$3,290,476	
Totals, El Paso De Robles School	281.6	294.6	294.6	\$7,469,730	\$7,961,239	\$8,028,547	
Preston School Of Industry							
Executive:							
C.E.A. III	1	1	1	3,357-4,464	53,568	53,568	
Administrator-Rehabilitation Services	1	1	1	3,072-3,710	44,520	44,520	
Asst Head Group Supvr	1	1	1	2,113-2,546	30,552	30,552	
Exec Secty I	0.9	1	1	1,389-1,653	19,367	19,336	
Office Asst II-Typing	1.4	1.5	1.5	1,048-1,367	20,646	20,841	
Temporary Help	0.1	0.1	0.1	(3,820)	2,900	2,900	
Totals	5.4	5.6	5.6	\$163,252	\$171,553	\$172,217	
Treatment And Group Living:							
Team Supervision:							
Treatment Team Supvr	5.8	6	6	2,431-2,930	210,960	210,960	
Casework Services:							
Parole Agent I	12.4	11.5	11.5	2,215-2,669	368,322	368,322	
Temporary Help	1.5	-	-	(37,248)	-	-	
Education:							
School Psychologist	1	1	1	2,415-2,913	34,956	34,956	
Resource Specialist	1	1	1	2,415-2,913	34,956	34,956	
Voc Instructor-Refrig Air Condition	1	1	1	1,827-2,778	33,336	33,336	
Voc Instructor-Welding	1	1	1	1,827-2,778	31,812	31,812	
Voc Instructor-Culinary Arts	2	2	2	1,827-2,778	57,224	58,322	
Voc Instructor-Industrial Arts	0.3	1	1	1,827-2,778	33,336	33,336	
Voc Instructor-Landscape Gardening	2	2	2	1,827-2,778	66,672	66,672	
Voc Instructor-Printing	0.8	1	1	1,827-2,778	26,067	27,318	
Teacher-Recr & Physical Educ	3.7	4	4	1,827-2,778	114,501	117,078	
Youth Authority Teacher	-	1	1	1,827-2,778	25,176	26,364	
Voc Instructor-Auto Mechanics	2	2	2	1,827-2,778	66,672	66,672	
Voc Instructor-Carpentry	1	1	1	1,827-2,778	24,530	25,697	
Teacher-Arts & Crafts	2	2	2	1,827-2,778	61,116	61,116	
Teacher-Elementary Educ	2.1	2	2	1,827-2,778	61,116	61,116	
Teacher-High School Educ	11.3	12	12	1,827-2,778	358,578	363,043	
Sr Librarian	1	1	1	1,959-2,360	28,320	28,320	
Temporary Help	3	5.3	5.3	(64,620)	107,000	107,000	
Group Living And Counseling:							
Sr Youth Counselor	10.7	12	12	2,018-2,431	349,056	350,064	
Sr Group Supvr	1	1	1	1,924-2,319	27,828	27,828	
Youth Counselor	78	91	91	1,276-2,215	2,326,528	2,367,435	
Group Supvr	2.8	3	3	1,276-2,018	94,066	94,348	
Temporary Help	2.7	3	3	(218,678)	254,100	254,100	
Temporary Help-Overcrowding	0.1	1.5	1.5	(20,322)	64,500	64,500	
Treatment Services:							
Education Administration:							
Supvr - Correctional Educ Programs ..	1	1	1	2,778-3,357	40,284	40,284	
Supvr - Academic Instruction	2	2	2	2,529-3,052	73,248	73,248	
Supvr - Voc Instruction	1	1	1	2,529-3,052	36,624	36,624	
Office Techn-Gen	0.6	1	1	1,214-1,551	16,950	17,100	

5460 DEPARTMENT OF THE YOUTH AUTHORITY—Continued

ORGANIZATIONAL UNIT	NUMBER OF POSITIONS			EXPENDITURES		
	Classification	Filled 1983-84	Authorized 1984-85	Proposed 1985-86	Actual 1983-84	Estimated 1984-85
				SALARY RANGE		
Sr Steno	1	1	1	1,236-1,512	17,448	17,448
Casework Supervision:						
Prog Administrator-Supvry	0.9	1	1	2,861-3,458	41,172	41,496
Parole Agent III	1	1	1	2,669-3,222	38,664	38,664
Supvng Casework Specialist I	1	1	1	2,431-2,930	35,160	35,160
Staff Psychologist-Clinical	2	2	2	2,415-2,913	65,971	68,165
Office Services Supvr II-Gen	1	1	1	1,358-1,768	19,332	19,332
Office Services Supvr I-Typing	0.9	1	1	1,214-1,551	16,114	16,810
Sr Steno	2	2	2	1,236-1,512	34,896	34,896
Office Asst II-Typing	4.9	6	6	1,048-1,367	87,800	88,736
Steno	0.7	-	-	1,029-1,339	-	-
Office Asst II-Gen	0.8	1	1	1,048-1,309	13,234	13,660
Prog Techn I	0.7	1	1	1,126-1,309	15,708	15,708
Temporary Help	0.3	0.1	0.1	(8,373)	5,600	5,600
Medical Psychiatric Unit:						
Staff Psychiatrist	1	1	1	4,156-5,429	63,336	63,336
Prog Administrator-Supvry	1	1	1	2,861-3,458	41,496	41,496
Sr Psychologist	1	1	1	2,651-3,200	38,400	38,400
Supvng Casework Specialist I	1	1	1	2,431-2,930	35,160	35,160
Staff Psychologist-Clinical	2	2	2	2,415-2,913	69,777	69,912
Teacher-High School Educ	2	2	2	1,827-2,778	65,148	65,148
Parole Agent I	1	1	1	2,215-2,669	32,028	32,028
Supvng Nurse II	1	1	1	2,051-2,472	29,664	29,664
Sr Youth Counselor	2	2	2	2,018-2,431	58,344	58,344
Youth Counselor	9.7	11	11	1,276-2,215	280,980	285,585
Registered Nurse II	2	2	2	1,706-2,051	49,224	49,224
Group Supvr	3.4	4	4	1,276-2,018	93,662	96,668
Sr Word Processing Techn	1	1	1	1,260-1,486	17,832	17,832
Word Processing Techn	2	2	2	1,048-1,309	31,416	31,416
Temporary Help	0.4	0.3	0.3	(5,941)	5,100	5,100
Totals	202.5	224.7	224.7	\$5,502,259	\$6,330,500	\$6,396,915
Support Services:						
Medical:						
Chief Medical Off	1	1	1	4,795-5,639	66,720	66,720
Dentist	1	1	1	3,440-4,816	45,725	47,942
Registered Nurse II	3	3	3	1,706-2,472	73,836	73,836
Registered Nurse III	1	1	1	1,868-2,472	27,012	27,012
Medical Tech Asst	4.6	5	5	1,679-2,018	119,040	119,976
Dental Asst	1	1	1	1,177-1,498	16,512	16,512
Temporary Help	0.7	0.5	0.5	(11,533)	9,700	9,700
Training:						
Trng Off I	1	1	1	2,197-2,651	31,812	31,812
Steno	1	1	1	1,029-1,339	15,396	15,396
Temporary Help	6.1	7.9	7.9	(205,237)	182,700	182,700
Religion:						
Catholic Chaplain	1	1	1	2,002-2,415	28,980	28,980
Protestant Chaplain	1	1	1	2,002-2,415	26,364	27,636
Temporary Help	0.1	0.2	0.2	(1,312)	1,800	1,800
Security:						
Head Group Supvr I	0.6	1	1	2,431-2,930	33,068	34,636
Asst Head Group Supvr	4.8	5	5	2,113-2,546	152,760	152,760
Sr Group Supvr	5.8	6	6	1,924-2,319	159,960	162,316
Group Supvr	32.7	38	38	1,276-2,018	913,423	927,006
Group Supvr-Overcrowding	3	3	3	1,276-2,018	72,648	72,648
Temporary Help	12.7	11.4	11.4	(837,383)	491,700	491,700
Business Services:						
Administration:						
Bus Mgr II	1	1	1	2,450-2,954	35,448	35,448
Bus Service Asst	1	1	1	1,523-1,847	19,992	20,940
Property Clk I	1	1	1	1,401-1,827	19,992	19,992
Office Techn-Typing	1	1	1	1,214-1,551	17,100	17,100
Accounting And Personnel:						
Sr Acctg Off-Supvr	1	1	1	2,197-2,651	31,812	31,812
Accountant I - Supvr	1	1	1	1,401-1,827	17,962	18,754
Personnel Asst II	1	1	1	1,481-1,768	21,216	21,216
Acctg Techn	1	1	1	1,214-1,551	14,614	15,169
Ofc Techn-Typing	1	1	1	1,214-1,551	17,100	17,100
Personnel Asst I	2	2	2	1,126-1,551	37,224	37,224
Acct Clk II	1	1	1	1,087-1,367	15,120	15,120
Bookkeeping Mach Opr II	1	1	1	1,126-1,309	15,708	15,708
Overtime	-	-	-	(10,663)	10,700	10,700
Feeding:						
Food Mgr	1	1	1	2,197-2,651	31,812	31,812
Supvng Cook II	-	1	1	1,557-2,051	20,472	21,432
Baker II	1	1	1	1,371-1,786	21,432	21,432
Supvng Cook I	3.5	4	4	1,371-1,786	79,110	80,743
Cook II	3.9	4	4	1,265-1,630	72,883	74,335
Cook I	4.6	5	5	1,135-1,437	81,746	83,729
Office Asst II-Typing	1.5	2	2	1,048-1,367	28,179	28,599
Temporary Help	-	1.1	1.1	(11,156)	12,100	12,100
Personal Care And Housekeeping:						
Prison Canteen Mgr I	1	1	1	1,591-2,098	23,084	24,172
Materials & Stores Supvr II	1	1	1	1,591-2,098	25,176	25,176
Materials & Stores Supvr I	2	2	2	1,401-1,827	43,028	43,848
Barber	1	1	1	1,168-1,498	16,512	16,512

5460 DEPARTMENT OF THE YOUTH AUTHORITY—Continued

ORGANIZATIONAL UNIT	NUMBER OF POSITIONS			EXPENDITURES			
	Classification	Filled 1983-84	Authorized 1984-85	Proposed 1985-86	Actual 1983-84	Estimated 1984-85	Proposed 1985-86
				SALARY RANGE			
Plant Maintenance:				1,168-1,486	17,832	17,832	
Stock Clk	1	1	1				
Chief - Plant Operation II	1	1	1	2,336-2,820	33,840	33,840	
Chief Engr I	1	1	1	2,370-2,627	31,524	31,524	
Stationary Engr	5	5	5	1,931-2,361	149,020	149,020	
Painter Supvr	1	1	1	1,959-2,360	28,320	28,320	
Maint Mechanic	3	3	3	1,868-2,251	81,036	81,036	
Plumber I	3	3	3	1,868-2,251	81,036	81,036	
Electrician I	2.7	3	3	1,868-2,251	80,228	81,036	
Carpenter I	2	2	2	1,786-2,150	51,600	51,600	
Painter I	3	3	3	1,786-2,150	77,400	77,400	
Supvng Groundskeeper I	2	2	2	1,591-2,098	50,352	50,352	
Auto Mechanic	1.7	2	2	1,666-2,002	48,048	48,048	
Lead Groundskeeper	1	1	1	1,401-1,827	21,924	21,924	
Auto Equipt Opr I	2	2	2	1,523-1,827	43,848	43,848	
Janitor Supvr I	1	1	1	1,114-1,407	16,152	16,152	
Janitor	4.7	5	5	1,038-1,294	73,491	73,901	
Temporary Help	0.6	0.6	0.6	(52,804)	68,500	68,500	
Totals	151.3	162.7	162.7	\$4,152,721	\$4,152,830	\$4,186,630	
Totals, Preston School of Industry	359.2	393	393	\$9,818,232	\$10,654,883	\$10,755,762	
Ventura School							
Executive:							
C.E.A. III	1	1	1	3,357-4,464	53,568	53,568	
Administrator-Rehabilitation Serv	1	1	1	3,072-3,710	44,520	44,520	
Exec Secty I	1	1	1	1,389-1,653	19,836	19,836	
Steno.....	1	1	1	1,115-1,283	15,396	15,396	
Totals	4	4	4	\$128,092	\$133,320	\$133,320	
Treatment And Group Living:							
Team Supervision:							
Treatment Team Supvr	5	6	6	2,431-2,930	203,428	206,564	
Youth Counselor	1	1	1	1,840-2,215	26,580	26,580	
Casework Services:							
Volunteer Services Prog Mgr	0.8	1	1	2,360-2,845	29,440	30,854	
Parole Agent I	7.9	8	8	2,215-2,669	256,224	256,224	
Casework Specialist	2	2	2	2,215-2,669	64,056	64,056	
Asst Head Group Supvr	1	1	1	2,113-2,546	30,552	30,552	
Prog Techn I	1	1	1	1,132-1,309	15,708	15,708	
Steno.....	1	1	1	1,115-1,283	15,396	15,396	
Office Asst Techn	6.5	7	7	1,062-1,260	102,498	103,368	
Telephone Opr	1.4	2	2	1,062-1,214	25,908	26,748	
Temporary Help	2.8	-	-	(70,663)	-	-	
Education:							
Resource Specialist	1	1	1	2,415-2,913	34,956	34,956	
School Psychologist	1	1	1	2,415-2,913	34,956	34,956	
Voc Instructor-Household Repair	1	1	1	1,827-2,778	27,568	27,780	
Voc Instructor-Industrial Arts	0.3	1	1	1,827-2,778	28,980	28,980	
Voc Instructor-Janitorial Service	1	1	1	1,827-2,778	26,205	26,510	
Voc Instructor-Voc Nursing	1	1	1	1,827-2,778	27,780	27,780	
Teacher-Recr & Physical Educ.....	3	4	4	1,827-2,778	110,917	112,770	
Voc Instructor-Cosmetology	1	1	1	1,827-2,778	32,828	33,336	
Voc Instructor-Dog Grooming	1	1	1	1,827-2,778	27,780	27,780	
Voc Instructor-Garment Making	0.9	1	1	1,827-2,778	33,336	33,336	
Teacher-Bus Educ	1	1	1	1,827-2,778	27,780	27,780	
Teacher-High School Educ.....	17.6	19	19	1,827-2,778	584,589	587,184	
Teacher-Home Economics	1	1	1	1,827-2,778	27,780	27,780	
Teacher-Music	0.3	1	1	1,827-2,778	25,176	26,364	
Teacher-Arts & Crafts	1.4	2	2	1,827-2,778	61,116	61,116	
Parole Agent I	1	1	1	2,215-2,669	32,028	32,028	
Sr Librarian	1	1	1	1,959-2,360	21,837	22,873	
Temporary Help	8.8	3.2	3.2	(210,126)	139,100	139,100	
Group Living And Counseling:							
Sr Youth Counselor	12	12	12	2,018-2,431	349,952	350,064	
Youth Counselor	76.7	79	79	1,840-2,215	2,056,143	2,081,892	
Group Supvr.....	2.7	3	3	1,276-2,018	116,816	117,812	
Temporary Help	13.5	9	9	(435,081)	404,500	404,500	
Treatment Services:							
Education Administration:							
Supvr - Correctional Educ Programs ..	1	1	1	2,778-3,357	40,284	40,284	
Supvr - Academic Instruction	1	1	1	2,529-3,052	36,624	36,624	
Supvr - Voc Instruction	1	1	1	2,529-3,052	36,624	36,624	
Secty	1	1	1	1,236-1,512	17,448	17,448	
Office Asst II-Typing	2.8	3	3	1,062-1,260	39,282	40,542	
Casework Supervision:							
Prog Administrator-Supvr.....	1	1	1	2,861-3,458	41,496	41,496	
Parole Agent III	1	1	1	2,669-3,222	38,664	38,664	
Parole Agent II-Specialist	2	2	2	2,431-2,930	70,320	70,320	
Staff Psychologist-Clinical	3	3	3	2,415-2,913	104,193	104,868	
Office Services Supvr II-Gen.....	0.8	1	1	1,358-1,768	18,549	19,157	
Sr Steno	0.8	1	1	1,236-1,512	16,516	17,212	
Office Asst II-Typing	1.6	2	2	1,062-1,260	29,872	30,240	
Totals	195.6	193.2	193.2	\$5,176,364	\$5,491,785	\$5,536,206	

5460 DEPARTMENT OF THE YOUTH AUTHORITY—Continued

ORGANIZATIONAL UNIT	NUMBER OF POSITIONS			EXPENDITURES			
	Classification	Filled 1983-84	Authorized 1984-85	Proposed 1985-86	Actual 1983-84	Estimated 1984-85	Proposed 1985-86
Support Services:							
Medical:							
Chief Medical Ofc.....		1	1	1	4,795-5,639	67,668	67,668
Dentist		1.7	2	2	3,440-4,816	105,540	108,016
Registered Nurse III		0.6	1	1	1,868-2,251	26,507	27,012
Registered Nurse II		7.1	7.5	7.5	1,706-2,051	172,282	176,270
Sr Medical Transcriber		0.3	0.5	0.5	1,256-1,729	7,986	8,334
Medical Transcriber		-	-	-	1,191-1,517	-	-
Dental Asst		2	2	2	1,111-1,498	33,024	33,024
Hosp Aid		3	3	3	1,068-1,222	43,992	43,992
Temporary Help		4.2	2.9	2.9	(141,275)	122,500	122,500
Training:							
Trng Off I		1	1	1	2,197-2,651	26,364	27,636
Temporary Help		7	7.4	7.4	(139,814)	169,800	169,800
Religion:							
Catholic Chaplain		2	2	2	2,002-2,415	57,960	57,960
Temporary Help		0.2	0.2	0.2	(2,330)	5,400	5,400
Security:							
Head Group Supvr I		1	1	1	2,431-2,930	35,160	35,160
Asst Head Group Supvr		4.9	5	5	2,113-2,546	151,044	152,415
Sr Group Supvr		4.8	5	5	1,924-2,319	138,516	139,140
Group Supvr		32.2	34	34	1,276-2,018	789,211	806,114
Group Supvr-Overcrowding.....		3	3	3	1,276-2,018	69,251	71,100
Temporary Help		5.4	2	2	(145,899)	142,100	142,100
Business Services:							
Administration:							
Bus Mgr II		1	1	1	2,450-2,954	35,448	35,448
Office Techn-Typing		0.8	1	1	1,214-1,551	15,120	15,708
Accounting And Personnel:							
Sr Acct Off-Supvr		1	1	1	2,197-2,651	31,202	31,812
Accountant I - Supvr		0.6	1	1	1,401-1,827	16,812	17,544
Personnel Asst II		1	1	1	1,481-1,768	21,216	21,216
Acctg Techn		1.4	1	1	1,214-1,551	17,100	17,100
Office Techn-Typing		1.3	2	2	1,214-1,551	32,924	33,620
Personnel Asst I		1	1	1	1,132-1,551	16,520	17,222
Acct Clk II		1	1	1	1,097-1,367	14,436	14,982
Office Asst II-Typing		3	3	3	1,062-1,367	42,265	42,685
Temporary Help		0.2	0.1	0.1	(4,976)	5,400	5,400
Feeding:							
Food Administrator II		1	1	1	2,197-2,651	31,812	31,812
Supvng Cook II		0.8	1	1	1,557-2,051	18,684	19,560
Baker II		1	1	1	1,371-1,786	21,432	21,432
Supvng Cook I		2.9	3	3	1,371-1,786	62,134	63,023
Cook II		2.4	3	3	1,265-1,630	52,389	54,607
Cook I		9.9	11	11	1,140-1,437	178,605	184,394
Office Asst II-Typing		0.8	1	1	1,062-1,367	12,989	13,409
Temporary Help		2	1.4	1.4	(29,123)	23,000	23,000
Personal Care And Housekeeping:							
Materials & Stores Supvr II		1	1	1	1,591-2,098	25,176	25,176
Laundry Supvr II		0.9	1	1	1,491-1,959	20,396	21,352
Materials & Stores Supvr I		1.4	1.5	1.5	1,401-1,827	32,722	32,886
Warehouse Worker		0.9	1	1	1,401-1,666	19,392	19,992
Seamer		1	1	1	1,265-1,630	19,560	19,560
Laundry Worker		0.7	1	1	1,140-1,437	15,332	15,962
Housekeeper		0.5	1	1	1,053-1,294	15,528	15,528
Plant Maintenance:							
Chief - Plant Operation II		0.8	1	1	2,336-2,820	33,840	33,840
Chief Engr I		0.8	1	1	2,370-2,627	31,524	31,524
Stationary Engr		4.4	5	5	1,931-2,361	128,760	128,760
Maint Mechanic		1.3	1	1	1,868-2,251	27,012	27,012
Electrician I		1.8	2	2	1,868-2,251	47,938	49,040
Plumber I		1	1	1	1,868-2,251	27,012	27,012
Painter II		1	1	1	1,868-2,251	27,012	27,012
Electronics Techn		0.5	1	1	1,630-2,150	20,016	20,952
Locksmith		1	1	1	1,786-2,150	25,800	25,800
Painter I		1	1	1	1,786-2,150	25,800	25,800
Carpenter I		1	1	1	1,786-2,150	25,800	25,800
Auto Mechanic		0.9	1	1	1,666-2,002	19,992	20,940
Bldg Maint Worker		1.8	2	2	1,557-1,868	44,832	44,832
Auto Equipt Opr I		2.9	3	3	1,523-1,827	63,390	63,390
Groundskeeper		2	3	3	1,342-1,666	56,442	57,162
Office Asst II-Typing		0.9	1	1	1,062-1,367	14,568	14,568
Janitor		1.9	2	2	1,053-1,294	29,584	29,584
Temporary Help		2.5	2.5	2.5	(45,361)	43,500	43,500
Canteen Operations:							
Prison Canteen Mgr I		0.5	0.5	0.5	1,591-2,098	12,588	12,588
Totals		148.9	154.5	154.5	\$3,351,863	\$3,666,451	\$3,717,187
Totals, Ventura School		348.5	351.7	351.7	\$8,656,319	\$9,291,556	\$9,386,713
TOTALS, AUTHORIZED POSITIONS		4,208	4,498.9	4,498.9	\$111,868,444	\$120,920,408	\$122,009,544
Regular/Ongoing Positions.....		3,777.1	4,068.4	4,068.4	94,966,390	106,676,586	107,765,722
Temporary Help		430.9	430.5	430.5	16,659,228	14,058,322	14,058,322
Overtime.....		-	-	-	243,026	185,500	185,500

6100 DEPARTMENT OF EDUCATION *

ORGANIZATIONAL UNIT Classification	NUMBER OF POSITIONS			EXPENDITURES		
	Filled 1983-84	Authorized 1984-85	Proposed 1985-86	Actual 1983-84	Estimated 1984-85	Proposed 1985-86
Executive Branch						
Superintendent Of Public Inst-GF:				SALARY RANGE		
Director-Supt Of Public Instruction	1	1	1	\$42,500	\$42,500	\$42,500
Chief Dep Supt	0.3	-	-	4,772	-	-
Dep Supt	0.2	-	-	4,464	-	-
Asst Supt	0.3	-	-	3,708-4,174	-	-
C.E.A. II	0.3	-	-	3,052-4,057	-	-
Exec Asst To Supt	1.4	2	2	3,069-3,216	76,008	77,184
Exec Activity Advisor-Coordinator	0.7	1	1	2,197-2,651	29,892	31,324
Staff Services Analyst-Gen	1.8	2	2	1,407-2,197	51,432	52,380
Exec Secty II	1.1	1	1	1,512-1,809	21,708	21,708
Exec Secty I	1.3	1	1	1,389-1,653	18,204	18,924
Sr Steno	0.4	1	1	1,236-1,512	17,042	17,419
Secty	0.9	1	1	1,236-1,512	17,448	17,448
Office Asst II-Typing	1	1	1	1,048-1,367	14,568	14,568
Steno	0.6	1	1	1,029-1,339	12,738	13,158
Special Consultant	0.3	-	-	0	-	-
Temporary Help	1	2.6	2.6	(53,362)	82,680	82,680
Department Management:						
Executive Deputy Superintendent-GF:						
Exec Dep Supt	0.6	1	1	4,772	57,264	57,264
Prog Planning-Develmt Consultant	0.7	1	1	2,859-3,451	40,780	41,412
Exec Secty I	0.6	1	1	1,389-1,653	19,836	19,836
Temporary Help	0.4	-	-	(11,515)	-	-
Chief Deputy Superintendent:						
Chief Dep Supt	0.8	1	1	4,772	57,264	57,264
Bur Chief	0.8	1	1	3,293-3,980	47,760	47,760
C.E.A. I	0.5	-	-	2,778-3,690	-	-
Chief Consultant	-	1	1	3,534	42,408	42,408
Educ Administration Consultant	0.8	1	1	2,859-3,451	41,412	41,412
Staff Services Analyst-Gen	0.3	-	-	1,407-2,197	-	-
Exec Secty I	1.1	1	1	1,389-1,653	19,836	19,836
Sr Steno	0.2	-	-	1,236-1,512	-	-
Steno	0.7	1	1	1,029-1,339	15,396	15,396
Special Consultant	0.6	-	-	0	-	-
Affirmative Action:						
Staff Services Mgr 1	1.1	1	1	2,415-2,913	34,821	34,956
Secty	-	1	1	1,236-1,512	16,068	16,740
Steno	1.1	-	-	1,029-1,339	-	-
Temporary Help	0.5	0.6	0.6	(4,370)	6,448	6,448
WIN/COD on the Job Training-R:						
Temporary Help	-	1.3	1.3	-	13,843	13,843
Public Info & Press Relations-GF:						
C.E.A. I	0.7	1	1	2,778-3,690	42,576	43,928
Asst To Public Affairs Director	0.7	1	1	2,792-2,925	34,568	35,100
Info Off I	0.1	1	1	2,197-2,651	31,812	31,812
Staff Services Analyst-Gen	0.8	1	1	1,407-2,197	24,216	25,374
Office Techn-Gen	0.2	1	1	1,214-1,551	15,561	16,230
Secty	0.8	-	-	1,236-1,512	-	-
Special Consultant	0.3	-	-	0	-	-
State Board Of Education:						
State Board Of Support-SP:						
Special Asst	1.1	1	1	3,618	43,416	43,416
Exec Secty I	1.1	1	1	1,389-1,653	18,794	19,684
Office Techn-Typing	1.1	1	1	1,214-1,551	17,100	17,100
Secty	0.2	1	1	1,236-1,512	15,824	16,520
Steno	0.9	-	-	1,029-1,339	-	-
Curr Dev & Suppl Mat Comm-GF:						
Secty	0.8	-	-	1,236-1,512	-	-
State Board Stipend-GF:						
Temporary Help	1.9	-	-	(25,100)	23,002	23,002
Legal Office-GF:						
Adm Adviser	-	1	1	3,888-4,704	46,656	48,924
Staff Counsel III	1.1	1	1	3,602-4,360	52,320	52,320
Staff Counsel II	3	3	3	3,128-3,780	127,084	133,296
Child Develmt Consultant	0.7	1	1	2,859-3,451	34,308	35,940
Staff Counsel I	0.4	-	-	2,845-3,440	-	-
Legal Asst	0.8	1	1	1,544-1,854	22,113	22,248
Sr Legal Typist	0.7	1	1	1,331-1,729	16,436	17,156
Legal Secty	0.3	-	-	1,450-1,729	-	-
Office Asst II-Typing	0.4	-	-	1,048-1,367	-	-
Temporary Help	0.7	0.5	0.5	(14,924)	9,540	9,540
Legal Services-SU:						
Staff Services Analyst-Gen	1.1	1	1	1,407-2,197	23,268	24,348
Sr Legal Steno	-	1	1	1,331-1,577	15,972	16,668
Steno	1	-	-	1,029-1,339	-	-
Legal-Special Ed Due Process-IF:						
Staff Counsel II	1.1	1	1	3,128-3,780	43,224	45,360
Staff Services Analyst-Gen	1.1	1	1	1,407-2,197	25,770	26,364
Sr Legal Typist	1.1	1	1	1,331-1,729	18,768	18,924
Totals, Executive Branch	47.6	50	50	\$1,267,646	\$1,499,684	\$1,527,122

*The Salary Range and the amounts shown in 1984-85 and 1985-86 for this department do not reflect the 1984-85 fiscal year salary increase adjustment. This adjustment is reflected in the departmental Summary by Object of the Governor's Budget.

6100 DEPARTMENT OF EDUCATION—Continued

ORGANIZATIONAL UNIT Classification	NUMBER OF POSITIONS			EXPENDITURES		
	Filled 1983-84	Authorized 1984-85	Proposed 1985-86	Actual 1983-84	Estimated 1984-85	Proposed 1985-86
Public & Governmental Policy Branch						
Branch Management-CF:				SALARY RANGE		
Dep Supt	0.8	1	1	4,464	53,568	53,568
Exec Secty I	0.7	1	1	1,389-1,653	16,851	17,586
Temporary Help	0.4	0.3	0.3	(7,201)	5,300	5,300
Congressional & Admin Liaison-IC:						
Staff Counsel III	-	1	1	3,602-4,360	46,472	48,730
Staff Counsel II	0.8	-	-	3,128-3,780	-	-
Secty	-	1	1	1,236-1,512	15,738	16,124
Steno	0.5	-	-	1,029-1,339	-	-
External Affairs-CF:						
Educ Administration Consultant	0.8	1	1	2,859-3,451	41,412	41,412
Bilingual-Bicultural Educ Asst II	0.8	1	1	2,602-3,140	38,040	38,040
Governmental Affairs-CF:						
Chief	1.1	1	1	3,518-3,869	46,428	46,428
Legis Coordinator	0.9	1	1	2,778-3,357	40,284	40,284
Assoc Covtl Prog Analyst	1.1	1	1	2,197-2,651	31,812	31,812
Asst Legis Coordinator	0.5	-	-	2,197-2,651	-	-
Exec Secty I	0.1	-	-	1,389-1,653	-	-
Sr Steno	0.5	-	-	1,236-1,512	-	-
Office Asst II-Typing	0.4	1	1	1,048-1,367	14,172	14,568
Steno	0.7	2	2	1,029-1,339	29,958	30,510
Word Processing Techn	0.3	-	-	1,048-1,309	-	-
Temporary Help	-	-	-	(326)	-	-
Totals, Public & Governmental Policy Branch	10.4	12.3	12.3	\$311,574	\$380,035	\$384,362
Field Services Branch						
Deputy For Field Services-CF:						
Dep Supt	1	1	1	4,253-4,464	53,568	53,568
Educ Administration Consultant	1.5	2	2	2,859-3,451	82,824	82,824
Prog Planning & Develmt Asst	0.3	-	-	2,602-3,140	-	-
Exec Secty I	1.1	1	1	1,389-1,653	19,836	19,836
Totals	3.9	4	4	\$139,242	\$156,228	\$156,228
Compliance Division:						
Compliance Division Management-IC:						
Educ Prog Administrator I	0.8	1	1	2,995-3,618	43,416	43,416
Exec Secty I	0.3	-	-	1,389-1,653	-	-
Sr Steno	0.8	1	1	1,236-1,512	16,572	17,271
Temporary Help	0.2	0.2	0.2	(3,863)	3,180	3,180
Consolidated Programs Grants Management-SP:						
Asst Supt-Gen Educ	0.5	-	-	3,708-4,174	-	-
Educ Administrator II	0.9	-	-	3,293-3,980	-	-
Educ Administrator I	1.4	1	1	2,995-3,618	43,416	43,416
Educ Administration Consultant	2.8	2	2	2,859-3,451	82,824	82,824
Early Childhood Educ Consultant	5	4	4	2,859-3,451	165,648	165,648
Compensatory Educ Consultant	1.6	1	1	2,859-3,451	41,412	41,412
Bilingual-Bicultural Educ Consultant ..	3.4	3	3	2,859-3,451	125,316	125,316
Staff Services Mgr I	1	1	1	2,415-2,913	34,956	34,956
Assoc Covtl Prog Analyst	0.3	-	-	2,197-2,651	-	-
Staff Services Analyst-Gen	2.4	2	2	1,407-2,197	50,877	52,446
Office Techn-Typing	0.8	1	1	1,214-1,551	16,346	17,042
Secty	0.6	-	-	1,236-1,512	-	-
Office Asst II-Typing	4.1	3	3	1,048-1,367	43,772	44,256
Acct Clk II	0.3	-	-	1,087-1,367	-	-
Steno	2.2	2	2	1,029-1,339	30,792	30,792
Management Systems Development-SP:						
Educ Administrator II	0.8	1	1	3,293-3,980	47,760	47,760
Educ Prog Administrator I	0.1	-	-	2,995-3,618	-	-
Prog Planning-Develmt Consultant	0.5	-	-	2,859-3,451	-	-
Educ Administration Consultant	2.3	3	3	2,859-3,451	124,236	124,236
Early Childhood Educ Consultant	1.8	2	2	2,859-3,451	82,824	82,824
Bilingual-Bicultural Educ Consultant ..	0.3	-	-	2,859-3,451	-	-
Project Asst I	2	2	2	1,965-2,370	55,899	56,880
Staff Services Analyst-Gen	1.1	1	1	1,407-2,197	25,221	26,175
Mgt Services Techn	0.4	1	1	1,177-1,565	15,365	15,998
Office Asst II-Typing	1.8	3	3	1,048-1,367	40,832	42,336
Steno	2.3	2	2	1,029-1,339	30,792	30,792
Office Asst I-Typing	0.6	-	-	976-1,126	-	-
AB 968 Waivers-CF:						
Bilingual-Bicultural Educ Consultant ..	0.8	1	1	2,859-3,451	41,412	41,412
Compliance Review Team 1-SP:						
Educ Administrator II	0.5	1	1	3,293-3,980	47,760	47,760
Office Techn-Typing	0.5	1	1	1,214-1,551	17,100	17,100
Compliance Review Team 2-SP:						
Educ Administrator II	0.5	1	1	3,293-3,980	47,760	47,760
Secty	0.5	1	1	1,236-1,512	17,448	17,448
Audit Bureau Management-IC:						
Sr Mgt Auditor	0.8	1	1	2,651-3,200	38,400	38,400
Office Asst II-Typing	0.5	1	1	1,048-1,367	12,576	13,200

6100 DEPARTMENT OF EDUCATION—Continued

ORCANIZATIONAL UNIT	NUMBER OF POSITIONS			EXPENDITURES		
	Classification	Filled 1983-84	Authorized 1984-85	Proposed 1985-86	Actual 1983-84	Estimated 1984-85
Child Development Follow-Up - CF:				SALARY RANGE		
Assoc Mgt Auditor	2	2	2	2,197-2,651	63,624	63,624
Office Asst II-Typing	0.6	1	1	1,048-1,367	14,436	14,568
School District Audit Review-CF:						
Fld Rep	0.4	1	1	2,859-3,451	34,308	35,940
Staff Services Mgr II-Supvry	1.1	1	1	2,651-3,200	38,400	38,400
Assoc Mgt Auditor	0.3	-	-	2,197-2,651	-	-
Sr Steno	1.1	1	1	1,236-1,512	17,448	17,448
Child Nutrition Program Review-FF:						
Staff Mgt Auditor	1.1	1	1	2,415-2,913	34,956	34,956
Assoc Mgt Auditor	2	2	2	2,197-2,651	63,624	63,624
Child Care Food Program Review-FF:						
Assoc Mgt Auditor	2.7	6	6	2,197-2,651	170,912	176,220
Staff Services Mgt Auditor	2.6	3	3	1,407-2,197	50,652	52,812
Office Asst II-Typing	0.7	3	3	1,048-1,367	39,324	40,968
Comp Educ Audit Review-FF:						
Assoc Govtl Prog Analyst	0.8	1	1	2,197-2,651	31,812	31,812
Totals	62.9	66.2	66.2 ^o	\$1,799,333	\$1,903,408	\$1,922,428
Field Management Services Division:						
Field Mgmt Services Div Mgmt-IC:						
Bur Chief	0.8	1	1	3,293-3,980	47,760	47,760
Sr Steno	0.8	1	1	1,236-1,512	17,448	17,448
Field Mgmt Services-CF:						
Bur Chief	0.3	-	-	3,293-3,980	-	-
Educ Administrator II	0.8	1	1	3,293-3,980	47,760	47,760
Fld Rep	2.8	3	3	2,859-3,451	124,236	124,236
Sr Steno	0.3	-	-	1,236-1,512	-	-
Steno	1.3	1	1	1,029-1,339	15,396	15,396
Temporary Help	0.2	-	-	(6,506)	-	-
School Bus Driver Training-SF:						
Instructor-School Bus Driver Trng	3	3	3	2,155-2,602	88,520	89,798
Office Asst II-Typing	1	1	1	1,048-1,367	14,568	14,568
Steno	0.3	1	1	1,029-1,339	12,738	13,158
School Bus Driver Training-R:						
Instructor-School Bus Driver Trng	2.3	3	3	2,155-2,602	93,672	93,672
School Facilities Planning-SP:						
Educ Administrator II	0.8	1	1	3,293-3,980	48,120	48,120
Supvng Architectural Advisor	1.1	1	1	2,983-3,602	43,224	43,224
Fld Rep	5.1	7	7	2,859-3,451	275,676	278,940
Office Asst II-Typing	1.5	1.5	1.5	1,048-1,367	22,084	22,128
Steno	1.3	1	1	1,029-1,339	15,396	15,396
School Dist Mgmt Assist Team-CF:						
Fld Rep	4.3	4	4	2,859-3,451	165,648	165,648
Office Asst II-Typing	0.3	-	-	1,048-1,367	-	-
Steno	1.1	1	1	1,029-1,339	15,396	15,396
Totals	29.4	31.5	31.5	\$926,948	\$1,047,642	\$1,052,648
Private Postsecondary Educ Division:						
Private Post Stu Tuition Rec-SF:						
Office Techn-Cen	1.1	1	1	1,214-1,551	16,694	17,100
Temporary Help	-	0.2	0.2	-	2,247	2,247
Priv Postsec Vet Adm-FF:						
School Approvals Administrator II	1.1	1	1	3,293-3,980	47,760	47,760
School Approvals Administrator I	2	2	2	2,995-3,618	86,832	86,832
School Approvals Consultant	8.5	9	9	2,859-3,451	365,604	367,236
School Approvals Asst II	1.1	1	1	2,602-3,140	34,308	35,940
Office Techn-Typing	0.8	1	1	1,214-1,551	17,100	17,100
Sr Steno	2	2	2	1,236-1,512	34,837	34,896
Steno	4.9	5	5	1,029-1,339	76,980	76,980
Priv Postsec Sch Approv Fees-R:						
School Approvals Consultant	1.1	1	1	2,859-3,451	41,412	41,412
Assoc Govtl Prog Analyst	2	2	2	2,197-2,651	63,502	63,624
Staff Services Analyst-Cen	2.7	3	3	1,407-2,197	61,410	63,978
Office Asst II-Typing	2	2	2	1,048-1,367	29,688	29,688
Steno	2	2	2	1,029-1,339	30,792	30,792
Temporary Help	-	0.2	0.2	-	3,540	3,540
Totals	31.3	32.4	32.4	\$858,162	\$912,706	\$919,125
Child Development Division:						
Child Dev Div Mgmt-IC:						
Asst Supt	0.5	1	1	3,708-4,174	46,656	48,924
Secty	1.1	1	1	1,236-1,512	17,448	17,448
Office Asst II-Typing	0.3	-	-	1,048-1,367	-	-
Children Centers Admin-CF:						
Asst Director-Child Develmt	1	1	1	3,372-4,077	48,924	48,924
Child Develmt Administrator I	5.1	5	5	2,995-3,618	217,080	217,080
Child Develmt Consultant	12	10	10	2,859-3,451	415,200	415,200
Child Develmt Asst II	9.3	9	9	2,602-3,140	335,096	338,540
Staff Services Mgr I	1.1	1	1	2,415-2,913	34,956	34,956
Assoc Govtl Prog Analyst	3.8	3	3	2,197-2,651	94,948	95,436
Staff Services Analyst-Cen	9.1	7	7	1,407-2,197	171,618	178,473
Office Services Supvr II-Cen	1.1	1	1	1,358-1,768	19,332	19,332
Statistical Clk	0.5	1	1	1,214-1,425	17,100	17,100
Office Asst II-Typing	3.8	3.5	3.5	1,048-1,367	50,686	50,944
Steno	3.7	5	5	1,029-1,339	74,322	74,742

6100 DEPARTMENT OF EDUCATION—Continued

1
2
3
4
5
6
7
8
9
10
11
12
13
14
15
16
17
18
19
20
21
22
23
24
25
26
27
28
29
30
31
32
33
34
35
36
37
38
39
40
41
42
43
44
45
46
47
48
49
50
51
52
53
54
55
56
57
58
59
60
61
62
63
64
65
66
67
68
69
70
71
72
73
74
75
76
77
78
79
80
81
82
83
84
85
86
87
88
89
90
91
92
93
94
95
96
97
98

ORGANIZATIONAL UNIT Classification	NUMBER OF POSITIONS			EXPENDITURES		
	Filled 1983-84	Authorized 1984-85	Proposed 1985-86	Actual 1983-84	Estimated 1984-85	Proposed 1985-86
				SALARY RANGE		
Office Asst I-Typing	0.1	-	-	976-1,126		
Preschool Administration-GF:						
Child Develmt Consultant	1.8	2	2	2,859-3,451	82,824	82,824
Child Develmt Asst II	0.3	-	-	2,602-3,140	-	-
Assoc Govtl Prog Analyst	1.3	1	1	2,197-2,651	31,812	31,812
Staff Services Analyst-Gen	0.3	-	-	1,407-2,197	-	-
Sr Steno	1.1	1	1	1,236-1,512	17,448	17,448
Office Asst II-Typing	0.5	-	-	1,048-1,367	-	-
Steno	2.4	3	3	1,029-1,339	45,264	45,812
Totals	60.2	55.5	55.5	\$1,780,914	\$1,720,714	\$1,734,995
Child Nutr & Food Dist Div Mgmt-IC:						
Asst Supt-Gen Educ	0.8	1	1	3,708-4,174	50,088	50,088
Secty	0.6	1	1	1,236-1,512	17,448	17,448
Totals	1.4	2	2	\$47,022	\$67,536	\$67,536
Child Nutrition Services Bureau:						
Child Nutr Services Group Mgmt-IC:						
Asst Supt-Gen Educ	0.3	-	-	3,708-4,174	-	-
Bur Chief	0.8	1	1	3,293-3,980	47,760	47,760
Secty	0.3	1	1	1,236-1,512	16,124	16,799
Steno	0.8	-	-	1,029-1,339	-	-
Child Nutrition Services Admin-GF:						
Supvng Nutrition Consultant	1.1	1	1	2,360-2,845	34,140	34,140
Child Nutrition Consultant	3.7	4	4	2,051-2,472	116,985	118,320
Office Asst II-Typing	0.8	1	1	1,048-1,367	14,568	14,568
Acct Clk II	1.1	2	2	1,087-1,367	28,494	28,932
Child Nutrition Act Grant Admin-FF:						
Bur Chief	0.3	-	-	3,293-3,980	-	-
Supvng Fld Rep	2	2	2	2,995-3,618	86,832	86,832
Fd Rep	2.1	3	3	2,859-3,451	117,132	118,764
Nutrition Educ-Trng Consultant-Sup ..	0.9	1	1	2,859-3,451	41,412	41,412
Staff Services Mgr II-Supvry	1.1	1	1	2,651-3,200	38,400	38,400
Staff Services Mgr I	1.1	1	1	2,415-2,913	34,956	34,956
Supvng Nutrition Consultant	1.1	2	2	2,360-2,845	62,460	63,804
Assoc Govtl Prog Analyst	4.4	7	7	2,197-2,651	204,756	210,028
Child Nutrition Consultant	8.5	14	14	2,051-2,472	390,536	398,016
Staff Services Analyst-Gen	14.3	15	15	1,407-2,197	364,974	371,505
Jr Staff Analyst-Gen	-	1	1	1,407-1,827	16,884	17,604
Sr Steno	1.1	1	1	1,236-1,512	17,448	17,448
Acct Clk II	-	1	1	1,087-1,367	15,120	15,120
Office Asst II-Typing	3.9	5	5	1,048-1,367	70,759	71,617
Steno	6.8	8	8	1,029-1,339	117,360	118,692
Office Asst II-Gen	1.1	1.5	1.5	1,048-1,309	21,852	21,852
Temporary Help	1.2	6	6	(18,397)	77,883	77,883
State Child Nutr Prog Admin-GF:						
Health Educ Consultant	1	1	1	2,859-3,451	41,412	41,412
Assoc Govtl Prog Analyst	1.9	2	2	2,197-2,651	62,892	63,624
Staff Services Analyst-Gen	0.5	-	-	1,407-2,197	-	-
State Child Nutr Ed Program-GF:						
Staff Services Analyst-Gen	1.5	2	2	1,407-2,197	49,974	52,134
Cna Nutrition Ed Trng Program-FF:						
Nutrition Educ & Trng Asst	2.5	4	4	2,602-3,140	140,457	144,024
Assoc Govtl Prog Analyst	0.5	1	1	2,197-2,651	31,446	31,812
Staff Services Analyst-Gen	0.6	-	-	1,407-2,197	-	-
Steno	0.2	-	-	1,029-1,339	-	-
Totals	67.5	89.5	89.5	\$1,721,843	\$2,263,016	\$2,297,458
Food Distribution (was Surplus Property Agency):						
Surplus Prop Cent Off Adm Hdwre-SF:						
Chief Surplus Property Off	1.1	-	-	3,472-3,817	-	-
Staff Services Analyst-Gen	1.1	-	-	1,407-2,197	-	-
Secty	0.8	-	-	1,236-1,512	-	-
Surplus Prop Sacto Admin Hrdwre-SF:						
Dep Chief Surplus Property Off	0.6	-	-	2,415-2,913	-	-
Warehouse Mgr II	1	-	-	1,912-2,529	-	-
Surplus Property Off	3.1	-	-	2,002-2,415	-	-
Property Clk II	1	-	-	1,591-2,098	-	-
Auto Equipt Opr II	0.8	-	-	1,666-2,002	-	-
Heavy Truck Driver	3	-	-	1,591-1,912	-	-
Materials & Stores Supvr I	1.1	-	-	1,401-1,827	-	-
Truck Driver	1.1	-	-	1,523-1,827	-	-
Auto Equipt Opr I	0.3	-	-	1,523-1,827	-	-
Office Services Supvr II-Gen	1.1	-	-	1,358-1,768	-	-
Warehouse Worker	4.4	-	-	1,401-1,666	-	-
Office Asst II-Typing	4.3	-	-	1,048-1,367	-	-
Janitor	1.1	-	-	1,038-1,294	-	-
Temporary help	0.8	-	-	(14,636)	-	-
Surplus Prop Fullerton Adm Hrdwr-SF:						
Dep Chief Surplus Property Off	1	-	-	2,415-2,913	-	-
Surplus Property Off	2	-	-	2,002-2,415	-	-
Warehouse Mgr I	1.1	-	-	1,745-2,303	-	-
Property Clk II	1.1	-	-	1,591-2,098	-	-
Auto Equipt Opr II	1.1	-	-	1,666-2,002	-	-
Auto Mechanic	0.5	-	-	1,666-2,002	-	-

6100 DEPARTMENT OF EDUCATION—Continued

1
2
3
4
5
6
7
8
9
10
11
12
13
14
15
16
17
18
19
20
21
22
23
24
25
26
27
28
29
30
31
32
33
34
35
36
37
38
39
40
41
42
43
44
45
46
47
48
49
50
51
52
53
54
55
56
57
58
59
60
61
62
63
64
65
66
67
68
69
70
71
72
73
74
75
76
77
78
79
80
81
82
83
84
85
86
87
88
89
90
91
92
93
94
95
96
97
98

ORGANIZATIONAL UNIT	NUMBER OF POSITIONS			EXPENDITURES			
	Classification	Filled 1983-84	Authorized 1984-85	Proposed 1985-86	Actual 1983-84	Estimated 1984-85	Proposed 1985-86
					SALARY RANGE		
Heavy Truck Driver	2.8	-	-	1,591-1,912	-	-	-
Materials & Stores Supvr 1	1.1	-	-	1,401-1,827	-	-	-
Warehouse Worker	4.6	-	-	1,401-1,666	-	-	-
Office Techn-Typing	2	-	-	1,214-1,551	-	-	-
Office Asst II-Typing	4.9	-	-	1,048-1,367	-	-	-
Temporary Help	0.8	-	-	(21,753)	-	-	-
Surplus Property Screen Office-SP:							
Office Asst II-Typing	0.3	-	-	1,048-1,367	-	-	-
Surplus Prop Cent Office Mgmt-SF:							
Educ Administrator II	1.1	-	-	3,293-3,980	-	-	-
Educ Administration Consultant	1.1	-	-	2,859-3,451	-	-	-
Assoc Govt Prog Analyst	1	-	-	2,197-2,651	-	-	-
Staff Services Analyst-Gen	1.1	-	-	1,407-2,197	-	-	-
Secty	1.1	-	-	1,236-1,512	-	-	-
Office Asst II-Typing	0.3	-	-	1,048-1,367	-	-	-
Temporary help	1.3	-	-	(16,969)	-	-	-
Food Dist Program Mgmt-SF:							
Educ Administrator II	-	1	1	3,293-3,980	47,760	47,760	47,760
Educ Administration Consultant	-	1	1	2,859-3,451	41,412	41,412	41,412
Educ Administration Asst II	-	1	1	2,602-3,140	37,680	37,680	37,680
Assoc Govtl Prog Analyst	-	1	1	2,197-2,651	30,470	31,812	31,812
Staff Services Analyst-Gen	-	2	2	1,407-2,197	39,658	41,448	41,448
Secty	-	1	1	1,236-1,512	17,448	17,448	17,448
Acct Clk II	-	1	1	1,087-1,367	13,584	14,040	14,040
Temporary help	-	1.8	1.8	-	25,080	25,080	25,080
Surplus Prop Cent Off Admin Food-Sp:							
Educ Administrator I	1.1	-	-	2,995-3,618	-	-	-
Mgr-Commodity Processing Prog	1.1	-	-	2,651-3,200	-	-	-
Educ Administration Asst II	0.8	-	-	2,602-3,140	-	-	-
Dep Chief Surplus Property Off	1.1	-	-	2,415-2,913	-	-	-
Assoc Govtl Prog Analyst	3	-	-	2,197-2,651	-	-	-
Child Nutrition Consultant	4.2	-	-	2,051-2,472	-	-	-
Surplus Property Off	2	-	-	2,002-2,415	-	-	-
Staff Services Analyst-Gen	5.3	-	-	1,407-2,197	-	-	-
Bus Service Asst	1.1	-	-	1,523-1,827	-	-	-
Sr Acct Clk	0.9	-	-	1,214-1,551	-	-	-
Office Techn-Typing	2.7	-	-	1,214-1,551	-	-	-
Acctg Techn	1.1	-	-	1,214-1,551	-	-	-
Secty	1.1	-	-	1,236-1,512	-	-	-
Office Asst II-Typing	5	-	-	1,048-1,367	-	-	-
Steno	0.8	-	-	1,029-1,339	-	-	-
Temporary help	5.4	-	-	(62,282)	-	-	-
Food Dist Central Off Adm-SF:							
Educ Administrator I	-	1	1	2,995-3,618	43,416	43,416	43,416
Assoc Govtl Prog Analyst	-	1	1	2,197-2,651	31,812	31,812	31,812
Secty	-	1	1	1,236-1,512	17,330	17,448	17,448
Temporary Help	-	0.4	0.4	-	5,509	5,509	5,509
Food Dist Cent Off Fld Svcs-SF:							
Dep Chief Surplus Property Off	-	1	1	2,415-2,913	34,820	34,956	34,956
Assoc Govtl Prog Analyst	-	1	1	2,197-2,651	31,812	31,812	31,812
Child Nutrition Consultant	-	3	3	2,051-2,472	77,217	80,928	80,928
Surplus Property Off	-	1	1	2,002-2,415	27,530	28,868	28,868
Staff Services Analyst-Gen	-	3	3	1,407-2,197	76,122	77,232	77,232
Office Asst II-Typing	-	1	1	1,048-1,367	14,260	14,568	14,568
Steno	-	1	1	1,029-1,339	15,120	15,396	15,396
Temporary Help	-	0.4	0.4	-	5,509	5,509	5,509
Food Dist Cent Off Dist Unit-SF:							
Child Nutrition Consultant	-	1	1	2,051-2,472	24,612	25,800	25,800
Surplus Property Off	-	1	1	2,002-2,415	28,980	28,980	28,980
Staff Services Analyst-Gen	-	1	1	1,407-2,197	24,888	26,067	26,067
Jr Staff Analyst-Gen	-	1	1	1,407-1,827	16,884	17,604	17,604
Sr Acct Clk	-	1	1	1,214-1,551	16,346	17,042	17,042
Office Techn-Typing	-	3	3	1,214-1,551	51,030	51,300	51,300
Acctg Techn	-	1	1	1,214-1,551	17,100	17,100	17,100
Office Asst II-Typing	-	3	3	1,048-1,367	42,368	43,202	43,202
Office Asst I-Typing	-	1	1	976-1,126	12,156	12,546	12,546
Temporary Help	-	1.3	1.3	-	16,526	16,526	16,526
Food Dist Process Agrmt Mgmt-SF:							
Mgr-Commodity Processing Prog	-	1	1	2,651-3,200	38,400	38,400	38,400
Assoc Govtl Prog Analyst	-	2	2	2,197-2,651	63,624	63,624	63,624
Staff Services Analyst-Gen	-	1	1	1,407-2,197	25,176	26,364	26,364
Bus Service Asst	-	1	1	1,523-1,827	21,924	21,924	21,924
Office Asst II-Typing	-	1	1	1,048-1,367	13,129	13,549	13,549
Temporary Help	-	1.3	1.3	-	16,526	16,526	16,526
Food Dist State Processing-SF:							
Mgr-Commodity Processing Prog	-	1	1	2,651-3,200	32,066	36,384	36,384
Child Nutrition Consultant	-	2	2	2,051-2,472	53,044	55,464	55,464
Staff Services Analyst-Gen	-	1	1	1,407-2,197	23,214	24,312	24,312
Officer Asst II-Typing	-	1	1	1,048-1,367	15,120	15,120	15,120
Temporary Help	-	1	1	-	11,018	11,018	11,018
Food Distribution Pomona Adm-Sp:							
Dep Chief Surplus Property Off	0.9	1	1	2,415-2,913	31,848	33,372	33,372
Warehouse Mgr I	1.1	1	1	1,745-2,303	24,216	25,176	25,176
Heavy Equip Mechanic	0.3	1	1	1,827-2,197	24,024	24,024	24,024
Materials & Stores Supvr II	0.6	1	1	1,591-2,098	19,092	19,992	19,992
Auto Equip Opr II	1.1	1	1	1,666-2,002	21,924	21,924	21,924

6100 DEPARTMENT OF EDUCATION—Continued

ORGANIZATIONAL UNIT Classification	NUMBER OF POSITIONS			EXPENDITURES		
	Filled 1983-84	Authorized 1984-85	Proposed 1985-86	Actual 1983-84	Estimated 1984-85	Proposed 1985-86
				SALARY RANGE		
Heavy Truck Driver	5.1	5	5	1,591-1,912	104,700	104,700
Materials & Stores Supvr I	1.1	1	1	1,401-1,827	19,992	19,992
Office Services Supvr II-Gen	1.1	1	1	1,358-1,768	19,332	19,332
Warehouse Worker	7.6	8	8	1,401-1,666	145,232	145,964
Office Techn-Typing	1.1	1	1	1,214-1,551	17,100	17,100
Office Asst II-Typing	8.9	10	10	1,048-1,367	140,446	141,570
Janitor	0.9	1	1	1,038-1,294	13,832	14,298
Office Asst I-Typing	-	1	1	976-1,126	12,156	12,546
Temporary Help	3.7	2.8	2.8	(59,437)	35,955	35,955
Food Distribution Sacto Adm-Sp:						
Dep Chief Surplus Property Off.....	1.1	1	1	2,415-2,913	34,956	34,956
Warehouse Mgr I	1.1	1	1	1,745-2,303	25,176	25,176
Heavy Equipt Mechanic	1.1	1	1	1,827-2,197	24,024	24,024
Materials & Stores Supvr II	1.1	1	1	1,591-2,098	22,944	22,944
Auto Equipt Opr II	1.1	1	1	1,666-2,002	21,924	21,924
Auto Mechanic	1.1	1	1	1,666-2,002	21,924	21,924
Heavy Truck Driver	3.8	5	5	1,591-1,912	102,852	103,752
Materials & Stores Supvr I	0.3	1	1	1,401-1,827	19,317	19,992
Truck Driver	1.1	1	1	1,523-1,827	19,992	19,992
Office Services Supvr II-Gen	1.1	1	1	1,358-1,768	18,662	19,332
Warehouse Worker	5.7	8	8	1,401-1,666	144,012	145,476
Office Techn-Typing	1.1	1	1	1,214-1,551	16,740	17,100
Office Asst II-Typing	4.8	5	5	1,048-1,367	71,990	72,620
Steno.....	1.1	1	1	1,029-1,339	15,302	15,396
Temporary Help	1.5	2.7	2.7	(27,281)	32,669	32,669
Totals	154.3	119.7	119.7	\$2,975,586	\$2,420,013	\$2,456,208
Textbook Distribution:						
Textbook Warehouse-SF:						
Materials & Stores Supvr II	-	1	1	1,591-2,098	20,940	20,940
Materials & Stores Supvr I	1.1	-	-	1,401-1,827	-	-
Office Asst II-Typing	0.9	1	1	1,048-1,367	12,954	13,374
Temporary Help	-	1.1	1.1	-	17,448	17,448
Totals	2	3.1	3.1	\$31,154	\$51,342	\$51,762
Totals, Field Services Branch	412.9	403.9	403.9	\$10,280,204	\$10,542,605	\$10,658,388
Administration Branch						
Deputy For Administration-GF:						
Dep Supt	1.1	1	1	4,464	53,568	53,568
Exec Secty I	0.8	1	1	1,389-1,653	17,637	18,411
Totals	1.9	2	2	\$66,707	\$71,205	\$71,979
Management Support Services Div:						
Management Support Svs Div Mgmt-IC:						
C.E.A. II	0.2	-	-	3,052-4,057	-	-
Educ Administrator II	1.3	2	2	3,293-3,980	95,520	95,520
Educ Administrator I	1.7	2	2	2,995-3,618	86,832	86,832
Steno	0.6	1	1	1,029-1,339	12,738	13,158
Personnel & Employee-Employer Relations:						
Personnel Office-IC:						
Staff Services Mgr III	1.1	1	1	2,913-3,518	42,216	42,216
Trng Off III	0.2	-	-	2,651-3,200	-	-
Staff Services Mgr I	0.8	1	1	2,415-2,913	28,980	30,348
Assoc Personnel Analyst	0.6	2	2	2,197-2,651	53,470	56,056
Staff Services Analyst-Gen	3.4	1	1	1,407-2,197	22,859	23,934
Personnel Asst III	1.1	1	1	1,611-1,939	23,268	23,268
Jr Staff Analyst-Gen	-	1	1	1,407-1,827	26,800	28,096
Personnel Asst II	1.1	1	1	1,481-1,768	21,216	21,216
Personnel Asst I	5.8	6	6	1,126-1,551	109,517	110,831
Sr Steno	0.9	1	1	1,236-1,512	17,448	17,448
Office Asst II-Typing	1.5	2	2	1,048-1,367	28,347	28,557
Steno	1.3	1	1	1,029-1,339	15,396	15,396
Temporary Help	0.4	0.3	0.3	(7,203)	3,392	3,392
State Spec Schools Personnel Off-GF:						
Staff Services Mgr I	1	1	1	2,415-2,913	33,336	34,956
Office Asst II-Typing	0.5	0.5	0.5	1,048-1,367	7,284	7,284
Publications Office:						
Publication Services-SC:						
Educ Administrator I	1.1	1	1	2,995-3,618	43,416	43,416
Publication Consultant	2	2	2	2,859-3,451	79,363	82,350
Assoc Editor Of Publications	0.3	-	-	2,197-2,651	-	-
Sr Graphic Artist	1.1	1	1	1,868-2,251	27,012	27,012
Editorial Asst	3.3	3	3	1,827-2,197	75,417	76,482
Materials & Stores Supvr II	0.3	-	-	1,591-2,098	-	-
Graphic Artist	1.9	2	2	1,630-1,959	47,016	47,016
Editorial Techn	0.3	-	-	1,407-1,673	-	-
Warehouse Worker	0.5	-	-	1,401-1,666	-	-
Office Techn-Typing	1.5	1	1	1,214-1,551	17,100	17,100
Composing Techn II	1.1	1	1	1,309-1,551	18,612	18,612
Editorial Aid	0.3	3	3	1,288-1,523	47,502	49,551
Secty	1.1	1	1	1,236-1,512	17,448	17,448
Composing Techn I	1.6	2	2	1,214-1,425	34,026	34,200
Office Asst II-Typing	1.8	1	1	1,048-1,367	15,120	15,120
Steno	0.8	1	1	1,029-1,339	14,382	14,926
Composing Techn Trainee	0.3	-	-	1,126-1,309	-	-

6100 DEPARTMENT OF EDUCATION—Continued

1
2
3
4
5
6
7
8
9
10
11
12
13
14
15
16
17
18
19
20
21
22
23
24
25
26
27
28
29
30
31
32
33
34
35
36
37
38
39
40
41
42
43
44
45
46
47
48
49
50
51
52
53
54
55
56
57
58
59
60
61
62
63
64
65
66
67
68
69
70
71
72
73
74
75
76
77
78
79
80
81
82
83
84
85
86
87
88
89
90
91
92
93
94
95
96
97
98

ORGANIZATIONAL UNIT Classification	NUMBER OF POSITIONS			EXPENDITURES		
	Filled 1983-84	Authorized 1984-85	Proposed 1985-86	Actual 1983-84	Estimated 1984-85	Proposed 1985-86
Temporary Help	0.6	2	2	SALARY RANGE (10,205)		30,740
Publication Distribution-SC:						
Assoc Editor Of Publications	0.8	1	1	2,197-2,651	31,812	31,812
Materials & Stores Supvr II	0.8	1	1	1,591-2,098	22,944	22,944
Warehouse Worker	1.5	2	2	1,401-1,666	36,552	36,552
Office Techn-Typing	0.8	1	1	1,214-1,551	16,984	17,100
Stock Clk	0.6	1	1	1,168-1,486	16,404	16,404
Office Asst II-Typing	1.3	2	2	1,048-1,367	28,458	29,248
Temporary Help	-	0.6	0.6	-	9,666	9,666
Administrative Services:						
Administrative Services-IC:						
Staff Services Mgr III	1.1	1	1	2,913-3,518	42,216	42,216
Sr Steno	0.5	1	1	1,236-1,512	16,236	16,917
Internal Audits & Mgmt Analyst-IC:						
Field Rep	0.2	-	-	2,859-3,451	-	-
Sr Mgt Auditor	0.3	1	1	2,651-3,200	31,812	33,402
Staff Services Mgr I	0.8	1	1	2,415-2,913	34,956	34,956
Assoc Mgt Auditor	3.1	5	5	2,197-2,651	148,164	150,800
Assoc Govtl Prog Analyst	0.3	-	-	2,197-2,651	-	-
Office Asst II-Typing	0.6	1	1	1,048-1,367	12,954	13,374
Business Services-IC:						
Bus Services Off III	1.1	1	1	2,197-2,651	31,812	31,812
Bus Services Off I	0.4	1	1	1,827-2,197	23,310	24,415
Property Clk II	0.6	-	-	1,591-2,098	-	-
Office Services Supvr III-Gen	1.1	1	1	1,544-1,854	21,818	22,248
Materials & Stores Supvr I	1.1	1	1	1,401-1,827	19,992	19,992
Bus Services Asst	1.1	1	1	1,523-1,827	21,924	21,924
Office Techn-Typing	0.8	1	1	1,214-1,551	17,100	17,100
Sr Acct Clk	0.8	1	1	1,214-1,551	15,561	16,230
Stock Clk	2.9	3	3	1,168-1,486	49,212	49,212
Office Techn-Cashiering	1.1	1	1	1,214-1,425	17,100	17,100
Office Asst II-Typing	2.9	3	3	1,048-1,367	43,704	43,704
Office Asst II-Gen	2.6	2	2	1,048-1,309	29,136	29,136
Office Asst I-Gen	-	1	1	944-1,087	11,790	12,156
Temporary Help	0.1	0.2	0.2	(1,632)	2,284	2,284
Duplicating Services-SC:						
Sr Mach Opr	1.1	1	1	1,317-1,557	18,684	18,684
Mach Opr III-Gen	1.1	1	1	1,222-1,437	17,244	17,244
Mach Opr II-Gen	0.7	1	1	1,177-1,376	15,800	16,457
Mach Opr I-Gen	0.6	1	1	1,135-1,321	15,659	15,840
Mach Opr I-Finishing	1.1	1	1	1,135-1,321	15,756	15,852
Mach Opr I-Photocopy	2.6	3	3	1,135-1,321	45,419	46,895
Temporary Help	0.4	1.9	1.9	(6,297)	19,114	19,114
Development And Training-IC:						
Trng Off III	0.7	1	1	2,651-3,200	38,400	38,400
Trng Off I	-	1	1	2,197-2,651	26,364	27,682
Secty	0.2	1	1	1,236-1,512	15,508	16,180
Steno	0.6	-	-	1,029-1,339	-	-
Media Services:						
Media Services-SC:						
Graphic Services Supvr	1.1	1	1	2,415-2,913	34,956	34,956
Audio-Visual Specialist	1.1	1	1	2,197-2,651	31,812	31,812
Motion Picture Specialist	0.1	-	-	2,197-2,651	-	-
Sr Graphic Artist	1.1	1	1	1,868-2,251	27,012	27,012
Slide Tape Production Techn	1.1	1	1	1,827-2,197	24,024	25,176
Graphic Artist	1.1	1	1	1,630-1,959	23,326	23,508
Steno	0.8	1	1	1,029-1,339	15,396	15,396
Audio Visual Equipment-IC:						
Office Asst II-Typing	1.1	1	1	1,048-1,367	14,568	14,568
Admin Services-Los Angeles-IC:						
Asst Supt	0.8	1	1	3,708-4,174	50,088	50,088
Exec Secty I	0.8	1	1	1,389-1,653	19,836	19,836
Totals	90.9	103.5	103.5	\$1,933,391	\$2,318,640	\$2,349,885
Fiscal Services Division:						
Fiscal Services Div Mgmt-IC:						
Educ Administrator II	0.7	1	1	3,293-3,980	39,516	41,412
Staff Services Mgr I	0.3	-	-	2,415-2,913	-	-
Exec Secty I	1.1	1	1	1,389-1,653	19,836	19,836
Fiscal Policy Planning & Analysis-IC:						
Educ Administrator II	0.5	1	1	3,293-3,980	47,760	47,760
C.E.A. I	0.1	-	-	2,778-3,690	-	-
Prog Planning-Develmt Consultant	0.3	-	-	2,859-3,451	-	-
Research & Evaluation Consultant	0.8	1	1	2,859-3,451	39,210	41,096
Legis Coordinator	0.3	1	1	2,778-3,357	33,336	34,956
Fiscal Off II	0.3	-	-	2,651-3,200	-	-
Prog Planning & Develmt Asst	0.1	1	1	2,602-3,140	31,224	32,724
Asst Legis Coordinator	0.3	-	-	2,197-2,651	-	-
Assoc Govtl Prog Analyst	0.3	-	-	2,197-2,651	-	-
Secty	0.8	-	-	1,236-1,512	-	-
Sr Steno	0.2	1	1	1,236-1,512	16,684	17,389
Steno	0.2	-	-	1,029-1,339	-	-
Temporary Help	-	-	-	(4,362)	-	-

6100 DEPARTMENT OF EDUCATION--Continued

1
2
3
4
5
6
7
8
9
10
11
12
13
14
15
16
17
18
19
20
21
22
23
24
25
26
27
28
29
30
31
32
33
34
35
36
37
38
39
40
41
42
43
44
45
46
47
48
49
50
51
52
53
54
55
56
57
58
59
60
61
62
63
64
65
66
67
68
69
70
71
72
73
74
75
76
77
78
79
80
81
82
83
84
85
86
87
88
89
90
91
92
93
94
95
96
97
98

ORGANIZATIONAL UNIT		NUMBER OF POSITIONS			EXPENDITURES		
Classification	Filled 1983-84	Authorized 1984-85	Proposed 1985-86	Actual 1983-84	Estimated 1984-85	Proposed 1985-86	
				SALARY RANGE			
Accounting-Budget-Contract Mgr-IC:							
Prog Planning-Develmt Consultant	0.8	1	1	2,859-3,451	41,412	41,412	
Steno	0.5	1	1	1,029-1,339	15,396	15,396	
Accounting Office-IC:							
Fiscal Off II	0.8	1	1	2,651-3,200	38,400	38,400	
Sr Admin Analyst	1.1	1	1	2,651-3,200	38,400	38,400	
Acctg Administrator II	-	1	1	3,651-3,200	31,812	33,336	
Acctg Administrator I	1.1	1	1	2,415-2,913	34,956	34,956	
Staff Services Mgr I	1	1	1	2,415-2,913	34,956	34,956	
Staff Adm Analyst--Accty Sys	-	1	1	2,415-2,913	28,980	30,348	
Sr Acctg Off-Supvr	2.4	3	3	2,197-2,651	90,946	93,402	
Sr Acctg Off-Specialist	1.5	1	1	2,197-2,651	29,892	31,324	
Assoc Budget Analyst	1.1	1	1	2,197-2,651	31,812	31,812	
Assoc Admin Analyst	2	2	2	2,197-2,651	63,624	63,624	
Acctg Off	1.9	4	4	1,827-2,197	94,121	97,302	
Acctg Off-Supvr	1.1	3	3	1,827-2,197	68,426	71,640	
Supvng Acct Clerk II	1.1	1	1	1,544-1,854	22,076	22,248	
Accountant I - Specialist	8.9	14	14	1,401-1,827	252,328	261,115	
Accountant I - Supvr	1.1	3	3	1,401-1,827	53,616	55,020	
Supvng Acct Clk I	1.1	1	1	1,358-1,611	19,152	19,332	
Office Techn-Typing	1.1	1	1	1,214-1,551	17,100	17,100	
Office Techn-Gen	0.2	-	-	1,214-1,551	-	-	
Acctg Techn	16.6	23	23	1,214-1,551	370,093	379,966	
Sr Acct Clk	2	2	2	1,214-1,551	33,852	34,200	
Office Asst II-Typing	3.3	3	3	1,048-1,367	40,966	41,812	
Acct Clk II	10.2	13	13	1,087-1,367	189,670	192,838	
Steno	0.1	-	-	1,029-1,339	-	-	
Bookkeeping Mach Opr II	0.6	-	-	1,126-1,309	-	-	
Temporary Help	2.7	1.5	1.5	(53,750)	61,756	61,756	
Budget Office-IC:							
Staff Services Mgr II-Supvry	1.1	1	1	2,651-3,200	38,400	38,400	
Staff Services Mgr I	1.9	2	2	2,415-2,913	68,697	69,912	
Assoc Budget Analyst	4.8	6	6	2,197-2,651	185,922	187,480	
Staff Services Analyst-Gen	0.5	-	-	1,407-2,197	-	-	
Budget Techn I	2	2	2	1,138-1,565	35,299	36,733	
Office Asst II-Typing	1.1	1	1	1,048-1,367	15,120	15,120	
Contracts Office-IC:							
Staff Services Mgr I	1.1	1	1	2,415-2,913	34,956	34,956	
Assoc Mgt Analyst	0.2	-	-	2,197-2,651	-	-	
Assoc Govtl Prog Analyst	2.9	3	3	2,197-2,651	93,972	95,436	
Mgt Services Techn	1.1	2	2	1,177-1,565	32,435	33,444	
Office Techn-Typing	1.1	1	1	1,214-1,551	16,810	17,100	
Temporary Help	0.7	1	1	(10,187)	11,957	11,957	
Gen Aid Fund & Dist Reptg-GF&IC:							
Administrator-School Apportionments	0.7	1	1	3,372-4,077	48,924	48,924	
Supvng Fld Rep	1.5	1	1	2,995-3,618	43,416	43,416	
Fld Rep	1.1	1	1	2,859-3,451	41,412	41,412	
Legis Coordinator	2	3	3	2,778-3,357	108,171	111,447	
Operations Research Specialist III	1.1	1	1	2,717-3,279	39,348	39,348	
Staff Services Mgr II-Supvry	1.1	1	1	2,651-3,200	38,400	38,400	
Staff Services Mgr I	3.2	3	3	2,415-2,913	104,463	104,868	
Assoc Govtl Prog Analyst	3.8	7	7	2,197-2,651	201,464	207,100	
Staff Services Analyst-Gen	11.6	18	18	1,407-2,197	406,411	416,724	
Acctg Techn	4.5	5	5	1,214-1,551	84,282	85,384	
Sr Steno	2	2	2	1,236-1,512	34,896	34,896	
Office Asst II-Typing	1.6	2	2	1,048-1,367	29,136	29,136	
Acct Clk II	1	1	1	1,087-1,367	15,120	15,120	
Steno	1.9	3	3	1,029-1,339	46,004	46,188	
Temporary Help	-	1.6	1.6	(1,433)	31,917	31,917	
Categorically Funded Programs-SP:							
Fld Rep	0.3	1	1	2,859-3,451	34,308	35,940	
Educ Administration Consultant	0.4	-	-	2,859-3,451	-	-	
Assoc Govtl Prog Analyst	1.1	1	1	2,197-2,651	31,812	31,812	
Staff Services Analyst-Gen	1.1	1	1	1,407-2,197	23,844	24,984	
Acctg Techn	1	1	1	1,214-1,551	15,074	15,659	
Steno	1.1	1	1	1,029-1,339	15,396	15,396	
Temporary Help	-	0.4	0.4	-	12,025	12,025	
Child Care & Nutrition Service-FF:							
Staff Services Analyst-Gen	0.3	-	-	1,407-2,197	-	-	
Sr Acct Clk	1.1	-	-	1,214-1,551	-	-	
Office Services Supvr-Gen	0.9	-	-	1,214-1,551	-	-	
Acctg Techn	1.1	-	-	1,214-1,551	-	-	
Office Asst II-Typing	1.1	1	1	1,048-1,367	14,568	14,568	
Acct Clk II	6.5	4.5	4.5	1,087-1,367	67,167	67,386	
Steno	0.7	1	1	1,029-1,339	15,396	15,396	
Office Asst II-Gen	0.2	-	-	1,048-1,309	-	-	
Child Care & Nutrition Service-GF:							
Staff Services Analyst	-	2	2	1,407-2,197	46,188	48,372	
Acctg Techn	-	1	1	1,214-1,551	17,100	17,100	
Sr Acct Clk	-	1	1	1,214-1,551	17,100	17,100	
Office Services Supvr I	-	1	1	1,214-1,551	17,100	17,100	
Acct Clk II	-	1	1	1,087-1,367	15,120	15,120	
Temporary Help	-	1	1	-	9,741	9,741	

6100 DEPARTMENT OF EDUCATION—Continued

ORCANIZATIONAL UNIT	NUMBER OF POSITIONS			EXPENDITURES		
	Classification	Filled 1983-84	Authorized 1984-85	Proposed 1985-86	Actual 1983-84	Estimated 1984-85
Textbooks Distribution-IMF:				SALARY RANGE		
Staff Services Analyst	-	1	1	1,407-2,197	16,884	17,604
Office Asst II	-	2	2	1,048-1,367	28,784	29,136
Textbooks Distribution-CF:						
Staff Services Analyst	-	1	1	1,407-2,197	23,664	24,792
Sr Acct Clk	-	1	1	1,214-1,551	16,056	16,752
Office Techn-Typing	-	1	1	1,214-1,551	17,100	17,100
Acct Clk II	-	4	4	1,087-1,367	60,480	60,480
Totals	143.1	191	191	\$3,087,398	\$4,253,147	\$4,335,249
Education Data Management Syst Dev:						
EDMS Division Mgmt-IC:						
Educ Administrator II	1.1	1	1	3,293-3,980	47,760	47,760
Secty	1.1	1	1	1,236-1,512	17,448	17,448
EDMS Service Unit-SC:						
Educ Administration Consultant	0.5	1	1	2,859-3,451	41,412	41,412
Research & Evaluation Consultant	1.3	1	1	2,859-3,451	41,412	41,412
Operations Research Specialist III	1.1	1	1	2,717-3,279	39,348	39,348
Sr DP Analyst	1	1	1	2,651-3,200	38,252	38,400
DP Mgr II	1.1	1	1	2,651-3,200	38,400	38,400
Staff Programmer Analyst	0.3	1	1	2,415-2,913	33,876	34,956
Staff DP Analyst	5.1	5	5	2,415-2,913	174,645	174,780
Staff Services Mgr I	0.3	-	-	2,415-2,913	-	-
Operations Research Specialist II	2.5	2	2	2,360-2,845	67,222	68,146
Assoc Programmer Analyst	10.6	12	12	2,197-2,651	363,924	370,224
Assoc DP Analyst	5.4	7	7	2,197-2,651	212,846	219,282
Assoc Covtl Prog Analyst	1.3	1	1	2,197-2,651	31,812	31,812
Programmer II	2.7	2	2	1,827-2,197	47,662	49,911
Staff Services Analyst-Cen	1.3	1	1	1,407-2,197	20,201	21,138
Programmer I	0.2	-	-	1,407-1,827	-	-
Programmer Apprentice	1.1	2	2	1,150-1,745	34,788	35,268
Sr DP Techn	3.1	3	3	1,462-1,745	61,340	62,244
DP Techn	4.5	5	5	1,198-1,523	85,033	87,120
Sr Steno	0.3	-	-	1,236-1,512	-	-
Statistical Clk	0.2	-	-	1,214-1,425	-	-
Office Asst II-Typing	2	2	2	1,048-1,367	29,136	29,136
Steno	1.8	1	1	1,029-1,339	15,396	15,396
Temporary Help	-	-	-	(116)	-	-
EDMS Data Management-IC:						
Educ Administrator II	1.1	1	1	3,293-3,980	47,760	47,760
Prog Planning/Develmt Consultant	0.8	1	1	2,859-3,451	41,412	41,412
Staff Services Mgr I	0.8	1	1	2,415-2,913	34,956	34,956
Records Mgmt Analyst I	1.1	1	1	1,827-2,197	25,869	26,364
Sr Steno	0.8	1	1	1,236-1,512	16,917	17,448
Statistical Clk	1.5	2	2	1,214-1,425	31,668	32,220
Steno	0.8	1	1	1,029-1,339	15,528	15,528
EDMS Word Process Resources Ctr-SC:						
Office Services Supvr III-Cen	1.1	1	1	1,544-1,854	22,248	22,248
Sr Word Processing Techn	0.6	1	1	1,260-1,486	16,694	17,405
Office Asst II-Typing	0.3	1	1	1,048-1,367	13,094	13,514
Office Asst II-Gen	0.8	1	1	1,048-1,309	14,568	14,568
Word Processing Techn	3.4	4	4	1,048-1,309	55,236	56,076
EDMS Operations-Support Adm-CF:						
Educ Administrator II	0.8	1	1	3,293-3,980	47,760	47,760
Acct Clk II	-	1	1	1,087-1,367	15,120	15,120
Totals	63.8	69	69	\$1,627,619	\$1,840,743	\$1,865,972
Totals, Administration Branch	299.7	365.5	365.5	\$6,715,115	\$8,483,735	\$8,623,085
Curr & Instruct Ldrshp Branch						
Dep-Curr & Instruct Ldrshp Brnch:						
Dep Supt	1.1	1	1	4,464	53,568	53,568
Educ Administrator II	0.3	-	-	3,293-3,980	-	-
Educ Administration Consultant	0.1	-	-	2,859-3,451	-	-
Prog Planning-Develmt Consultant	1.3	1	1	2,859-3,451	41,412	41,412
Special Educ Consultant	0.8	1	1	2,859-3,451	41,412	41,412
Staff Services Analyst-Gen	-	-	-	1,407-2,197	-	-
Exec Secty I	0.3	-	-	1,389-1,653	-	-
Sr Steno	0.8	1	1	1,236-1,512	17,448	17,448
Steno	1.1	1	1	1,029-1,339	14,742	15,302
Totals	5.8	5	5	\$180,674	\$168,582	\$169,142
Curr & Instruction Division:						
Curr & Inst Div Mgmt-IC:						
Assoc Supt & Div Chief	0.5	1	1	4,156-4,360	52,320	52,320
Research & Evaluation Adm II	0.3	-	-	3,293-3,980	-	-
Educ Administration Asst I	0.8	1	1	2,155-2,602	31,224	31,224
Staff Services Analyst-Cen	0.6	1	1	1,407-2,197	22,009	23,034
Exec Secty I	0.8	1	1	1,389-1,653	18,825	19,635
Office Asst II-Typing	0.2	-	-	1,048-1,367	-	-
Steno	0.2	1	1	1,029-1,339	13,800	14,292
Regional Services:						
Natl Diffusion Ntwk-FF:						
Educ Administration Consultant	2	2	2	2,859-3,451	68,616	71,880
Steno	1.1	1	1	1,029-1,339	15,396	15,396

6100 DEPARTMENT OF EDUCATION—Continued

ORGANIZATIONAL UNIT		NUMBER OF POSITIONS			EXPENDITURES		
		Filled 1983-84	Authorized 1984-85	Proposed 1985-86	Actual 1983-84	Estimated 1984-85	Proposed 1985-86
Regional Services-SP:		SALARY RANGE					
10	Educ Administrator II	0.3	-	-	3,293-3,980	-	-
11	Consultant - Intergroup Relations	0.8	1	1	2,859-3,451	41,412	41,412
12	Early Childhood Educ Consultant	3	2	2	2,859-3,451	82,824	82,824
13	Prog Planning-Develmt Consultant	1.1	1	1	2,859-3,451	41,412	41,412
14	Educ Administration Consultant	3.7	6	6	2,859-3,451	248,472	248,472
15	Staff Services Analyst-Gen	0.8	1	1	1,407-2,197	24,454	25,617
16	Office Techn-Typing	0.4	1	1	1,214-1,551	16,694	17,100
17	Sr Steno	0.3	-	-	1,236-1,512	-	-
18	Office Asst II-Typing	0.8	1	1	1,048-1,367	15,120	15,120
19	Steno	1.1	1	1	1,029-1,339	14,251	14,787
20	Temporary Help	-	0.5	0.5	-	10,600	10,600
Math-Science-Tech Curric:							
22	Math-Science-Tech Mgmt-IC:						
23	Educ Administrator II	0.8	1	1	3,293-3,980	47,760	47,760
24	Assoc Govtl Prog Analyst	0.8	1	1	2,197-2,651	31,812	31,812
25	Sr Steno	0.8	1	1	1,236-1,512	17,448	17,448
Math-Curriculum-SP:							
27	Consultant - Mathematics Educ	1.5	2	2	2,859-3,451	82,824	82,824
28	Compensatory Educ Consultant	0.8	1	1	2,859-3,451	41,412	41,412
29	Educ Administration Consultant	0.3	-	-	2,859-3,451	-	-
30	Steno	0.5	1	1	1,029-1,339	14,562	15,114
31	Temporary Help	-	0.3	0.3	-	6,507	6,507
Education Technology-FF:							
33	Prog Planning-Develmt Consultant	0.6	1	1	2,859-3,451	34,308	35,940
34	Consultant - Audio-Visual Educ	0.3	-	-	2,859-3,451	-	-
35	Educ Administration Consultant	3.7	4	4	2,859-3,451	165,648	165,648
36	Research & Evaluation Consultant	0.4	-	-	2,859-3,451	-	-
37	Steno	1.4	2	2	1,029-1,339	26,433	27,327
Science Curriculum-SP:							
39	Early Childhood Educ Adm I	0.3	-	-	2,995-3,618	-	-
40	Educ Prog Administrator I	0.1	-	-	2,995-3,618	-	-
41	Consultant - Mathematics Educ	0.5	-	-	2,859-3,451	-	-
42	Early Childhood Educ Consultant	1	-	-	2,859-3,451	-	-
43	Health Educ Consultant	0.8	1	1	2,859-3,451	41,412	41,412
44	Bilingual-Bicultural Ed Consultant	0.3	-	-	2,859-3,451	-	-
45	Educ Adm Consultant	1	-	-	2,859-3,451	-	-
46	Research & Evaluation Consultant	1.5	2	2	2,859-3,451	82,824	82,824
47	Compensatory Educ Consultant	0.5	-	-	2,859-3,451	-	-
48	Staff Services Analyst-Gen	0.3	-	-	1,407-2,197	-	-
49	Steno	1.4	1	1	1,029-1,339	15,396	15,396
50	Temporary Help	-	0.3	0.3	(866)	7,245	7,245
Computer Ed Act-GF:							
52	Prog Planning-develmt Consultant	0.2	2	2	2,859-3,451	75,720	77,352
53	Secty	0.1	1	1	1,236-1,512	16,124	16,799
54	Steno	0.1	-	-	1,029-1,339	-	-
Humanities Curr Services:							
56	Humanities Curr Svcs Mgmt-IC:						
57	Migrant Educ Administrator II	0.8	1	1	3,293-3,980	48,120	48,120
58	Educ Administration Asst I	0.8	1	1	2,155-2,602	31,191	31,224
59	Sr Steno	0.5	1	1	1,236-1,512	16,404	17,094
Language & Fine Arts-SP:							
61	Early Childhood Educ Consultant	1.5	2	2	2,859-3,451	83,184	83,184
62	Compensatory Educ Consultant	0.8	1	1	2,859-3,451	41,412	41,412
63	Educ Administration Consultant	5.1	5	5	2,859-3,451	207,060	207,060
64	Sr Steno	0.3	-	-	1,236-1,512	-	-
65	Office Asst II-Typing	0.3	-	-	1,048-1,367	-	-
66	Steno	1.8	3	3	1,029-1,339	43,530	43,950
67	Temporary Help	0.2	0.4	0.4	(5,510)	7,117	7,117
Social Science-SP:							
69	Early Childhood Educ Adm I	1.1	1	1	2,995-3,618	43,416	43,416
70	Secondary Educ Adm I-Supervisory	0.3	-	-	2,995-3,618	-	-
71	Educ Administration Consultant	1.8	1	1	2,859-3,451	41,772	41,772
72	Early Childhood Educ Consultant	0.3	-	-	2,859-3,451	-	-
73	Secondary Educ Consultant	0.3	-	-	2,859-3,451	-	-
74	Compensatory Educ Consultant	1.6	1	1	2,859-3,451	41,412	41,412
75	Bilingual-Bicultural Educ Consultant	0.8	1	1	2,859-3,451	41,772	41,772
76	Legis Coordinator	0.8	1	1	2,778-3,357	40,284	40,284
77	Staff Services Analyst-Gen	0.3	-	-	1,407-2,197	-	-
78	Sr Steno	0.2	-	-	1,236-1,512	-	-
79	Office Asst II-Typing	0.8	1	1	1,048-1,367	14,568	14,568
80	Steno	1.3	1	1	1,029-1,339	15,396	15,396
81	Temporary Help	-	0.4	0.4	-	4,260	4,260
Foreign Language-SP:							
83	Secondary Educ Consultant	0.8	1	1	2,859-3,451	41,772	41,772
84	Educ Administration Consultant	0.8	1	1	2,859-3,451	41,772	41,772
85	Temporary Help	-	0.1	0.1	-	2,120	2,120
Gifted & Talented Educ—GF:							
87	Consultant in Gifted & Talented	-	2	2	2,859-3,451	82,824	82,824
88	Steno	-	1	1	1,029-1,339	14,427	14,973
Health, P.E. & Spec Curr Services:							
89	Health, P.E. & Spec Curr Svcs Mgmt-IC:						
91	Asst Supt-Gen Educ	0.8	1	1	3,708-4,174	50,088	50,088
92	Secty	0.8	1	1	1,236-1,512	17,448	17,448

6100 DEPARTMENT OF EDUCATION—Continued

ORGANIZATIONAL UNIT Classification	NUMBER OF POSITIONS			EXPENDITURES		
	Filled 1983-84	Authorized 1984-85	Proposed 1985-86	Actual 1983-84	Estimated 1984-85	Proposed 1985-86
Driver Training-GF:				SALARY RANGE		
Consultant - Traffic Safety Educ	1.1	1	1	2,859-3,451	41,412	41,412
Temporary Help	1.2	1.2	1.2	(29,186)	19,080	19,080
Environmental Ed-SP:						
Educ Administration Consultant	1.1	1	1	2,859-3,451	41,412	41,412
Office Asst II-Typing	1.1	1	1	1,048-1,367	14,568	14,568
Health Curr-SP:						
Educ Administrator I	0.1	--	--	2,995-3,618	--	--
Educ Administration Consultant	0.5	--	--	2,859-3,451	--	--
Consultant - Intergroup Relations	0.8	1	1	2,859-3,451	41,412	41,412
Early Childhood Educ Consultant	0.8	1	1	2,859-3,451	41,772	41,772
Health Educ Consultant	1.3	1	1	2,859-3,451	41,412	41,412
Consultant-Nursing-Health Services	1.1	1	1	2,859-3,451	41,412	41,412
Health Educ Asst I	0.3	--	--	2,155-2,602	--	--
Office Techn-Gen	0.2	--	--	1,214-1,551	--	--
Office Techn-Typing	0.3	--	--	1,214-1,551	--	--
Steno	1.8	1.5	1.5	1,029-1,339	23,094	23,094
Demonstration Progs-GF:						
Educ Administration Consultant	1.1	1	1	2,859-3,451	41,412	41,412
Steno	0.4	0.5	0.5	1,029-1,339	7,698	7,698
Physical Education-SP:						
Educ Administration Consultant	0.8	1	1	2,859-3,451	41,412	41,412
Steno	0.7	1	1	1,029-1,339	15,349	15,396
Sex Equity-FF:						
Educ Administration Consultant	1.9	2	2	2,859-3,451	82,824	82,824
Staff Services Analyst-Gen	1.1	1	1	1,407-2,197	26,364	26,364
Steno	0.8	1	1	1,029-1,339	15,396	15,396
Sch Ldrshp & Improv Services:						
Project Development-SP:						
Educ Administrator II	0.8	1	1	3,293-3,980	47,760	47,760
Sr Steno	0.5	1	1	1,236-1,512	16,516	17,212
Steno	0.1	--	--	1,029-1,339	--	--
Staff Development-SP:						
Educ Administrator II	0.3	--	--	3,293-3,980	--	--
Research & Evaluation Consultant	0.8	1	1	2,859-3,451	41,412	41,412
Prog Planning-Develmt Consultant	1.3	1	1	2,859-3,451	41,412	41,412
Educ Administration Consultant	5	7	7	2,859-3,451	276,036	279,300
Educ Administration Asst II	1	1	1	2,602-3,140	36,810	37,680
Assoc Govtl Prog Analyst	0.8	1	1	2,197-2,651	31,812	31,812
Staff Services Analyst-Gen	1.1	1	1	1,407-2,197	26,364	26,364
Office Techn-Gen	0.7	1	1	1,214-1,551	17,100	17,100
Sr Steno	0.3	--	--	1,236-1,512	--	--
Secty	--	1	1	1,236-1,512	14,832	15,396
Office Asst II-Typing	1.1	1	1	1,048-1,367	14,480	14,568
Steno	0.6	--	--	1,029-1,339	--	--
Race Desegregation-FF:						
Asst Bur Chief	1.1	1	1	2,995-3,618	43,416	43,416
Consultant - Intergroup Relations	2.8	3	3	2,859-3,451	124,438	124,596
Secty	0.7	1	1	1,236-1,512	17,448	17,448
Steno	0.3	--	--	1,029-1,339	--	--
Career Guidance & Counsel-FF:						
Consultant - Personnel Services	2.7	3	3	2,859-3,451	124,236	124,236
Voc Educ Asst II	1.1	1	1	2,602-3,140	37,680	37,680
Steno	0.8	1	1	1,029-1,339	15,396	15,396
School Climate-SP:						
Educ Administrator I	0.9	1	1	2,995-3,618	43,416	43,416
Educ Administration Consultant	1.8	2	2	2,859-3,451	82,824	82,824
Consultant - Intergroup Relations	0.6	--	--	2,859-3,451	--	--
Prog Planning-Develmt Consultant	0.3	--	--	2,859-3,451	--	--
Compensatory Educ Consultant	0.3	--	--	2,859-3,451	--	--
Consultant - Personnel Services	5.4	5	5	2,859-3,451	207,060	207,060
Staff Services Analyst-Gen	0.3	--	--	1,407-2,197	--	--
Sr Steno	1.1	1	1	1,236-1,512	17,448	17,448
Office Asst II-Typing	0.3	--	--	1,048-1,367	--	--
Steno	2.1	2.5	2.5	1,029-1,339	37,161	37,371
Intergroup Relations-SP:						
Bur Chief	0.3	--	--	3,293-3,980	--	--
Consultant - Intergroup Relations	1.1	1	1	2,859-3,451	41,412	41,412
Staff Services Analyst-Gen	0.8	1	1	1,407-2,197	20,424	21,390
Secty	0.2	--	--	1,236-1,512	--	--
Office Asst II-Typing	1.1	1	1	1,048-1,367	14,172	14,568
Steno	0.6	1	1	1,029-1,339	12,771	13,195
School Improvement-SP:						
Early Childhood Educ Consultant	0.1	--	--	2,859-3,451	--	--
Compensatory Educ Consultant	0.8	1	1	2,859-3,451	41,412	41,412
Educ Administration Consultant	1.5	2	2	2,859-3,451	82,666	82,824
Staff Services Analyst-Gen	0.6	1	1	1,407-2,197	26,364	26,364
Office Asst II-Typing	0.1	1	1	1,048-1,367	12,989	13,409
Steno	0.8	1	1	1,029-1,339	15,396	15,396
School Leadership-SP:						
Secondary Educ Adm I-Supervisory	0.8	1	1	2,995-3,618	43,416	43,416
Educ Administration Consultant	1.2	3	3	2,859-3,451	117,132	118,764
Consultant - Intergroup Relations	0.8	1	1	2,859-3,451	41,412	41,412
Early Childhood Educ Consultant	1.5	2	2	2,859-3,451	82,824	82,824
Office Asst II-Typing	0.8	1	1	1,048-1,367	14,524	14,568
Steno	0.8	1	1	1,029-1,339	15,396	15,396

6100 DEPARTMENT OF EDUCATION—Continued

ORGANIZATIONAL UNIT	NUMBER OF POSITIONS			EXPENDITURES			
	Classification	Filled 1983-84	Authorized 1984-85	Proposed 1985-86	Actual 1983-84	Estimated 1984-85	Proposed 1985-86
Categoricals-SP:				SALARY RANGE			
10	Early Childhood Educ Adm I	0.8	1	1	2,995-3,618	43,416	43,416
11	Compensatory Educ Consultant	1.5	1	1	2,859-3,451	41,412	41,412
12	Consultant - Intergroup Relations	0.8	1	1	2,859-3,451	41,412	41,412
13	Office Asst II-Typing	0.8	1	1	1,048-1,367	14,568	14,568
14	Steno	0.2	-	-	1,029-1,339	-	-
Univ & College Opport-SP:							
16	Prog Planning-Develmt Consultant	0.8	1	1	2,859-3,451	41,412	41,412
17	Compensatory Educ Consultant	0.8	1	1	2,859-3,451	41,772	41,772
18	Office Asst II-Typing	1.1	1	1	1,048-1,367	14,568	14,568
Higher Educ-Bsns-Commty-Arteltn:							
Hghr Ed-Bsns-Commty Arteltn-SP:							
21	C.E.A. II	1.1	1	1	3,052-4,057	48,684	48,684
22	Chief	0.7	1	1	3,518-3,869	46,428	46,428
23	Educ Administration Consultant	1.5	2	2	2,859-3,451	82,824	82,824
24	Research & Evaluation Consultant	0.8	-	-	2,859-3,451	-	-
25	Program Planning-Develmt Consultant ..	0.3	-	-	2,859-3,451	-	-
26	Legis Coordinator	0.3	-	-	2,778-3,357	-	-
27	Secty	0.1	-	-	1,236-1,512	-	-
28	Sr Steno	0.7	1	1	1,236-1,512	16,858	17,448
29	Steno	0.5	1	1	1,029-1,339	15,396	15,396
Parent Involvement-SP:							
31	Educ Administration Consultant	3	3	3	2,859-3,451	120,359	122,187
32	Office Asst II-Typing	0.8	-	-	1,048-1,367	-	-
33	Steno	0.2	1	1	1,029-1,339	15,396	15,396
Textbks & Curr Frameworks:							
Inst Matl Recovery-Monitor-SF:							
36	Staff Services Analyst-Gen	1.1	-	-	1,407-2,197	-	-
37	Office Asst II-Typing	1.8	-	-	1,048-1,367	-	-
Inst Matl Recov-Exchange-GF:							
39	Staff Services Analyst-Gen	0.2	-	-	1,407-2,197	-	-
Legal Compliance-R:							
41	Office Asst II-Typing	0.5	0.5	0.5	1,048-1,367	7,284	7,284
Curr Frmwrks & Instl Matls-GF:							
43	Educ Administrator II	0.3	-	-	3,293-3,980	-	-
44	Textbook Consultant	1.1	2	2	2,859-3,451	83,184	83,184
45	Educ Administration Consultant	4.3	5	5	2,859-3,451	207,060	207,060
46	Bilingual-Bicultural Educ Consultant ..	0.8	-	-	2,859-3,451	-	-
47	Staff Services Analyst-Gen	2	2	2	1,407-2,197	49,308	50,388
48	Sr Acct Clk	0.5	-	-	1,214-1,551	-	-
49	Sr Steno	1.1	1	1	1,236-1,512	17,448	17,448
50	Office Asst II-Typing	1.1	1	1	1,048-1,367	14,304	14,568
51	Acct Clk II	5.5	-	-	1,087-1,367	-	-
52	Steno	1.5	1.5	1.5	1,029-1,339	23,094	23,094
Curr Frmwrks Production-R:							
54	Office Asst II-Typing	0.1	0.5	0.5	1,048-1,367	6,811	7,042
Frameworks-Warehse Order-GF:							
56	Office Techn-Typing	1.1	-	-	1,214-1,551	-	-
Curr Dev & Suppl Matls Commission:							
58	Secty	-	1	1	1,236-1,454	17,448	17,448
60	Totals	172.9	179.2	179.2	\$5,266,628	\$5,840,055	\$5,868,755
Special Needs Division:							
Special Needs Div-Mgmt:							
Special Needs Div Mgmt-IC:							
64	Asst Supt-Special Educ	1.1	1	1	3,708-4,174	50,088	50,088
65	Special Educ Consultant	0.4	1	1	2,859-3,451	41,412	41,412
66	Secty	0.9	1	1	1,236-1,512	17,448	17,448
67	Office Asst II-Typing	0.3	-	-	1,048-1,367	-	-
Special Needs-OSE:							
Special Needs Policy Svcs-FF:							
70	Special Educ Adm	0.1	-	-	3,293-3,980	-	-
71	Prog Planning/Develmt Cons	1.1	1	1	2,859-3,451	41,412	41,412
72	Special Educ Consultant	1.5	2	2	2,859-3,451	82,824	82,824
73	Legis Coordinator	1.1	1	1	2,778-3,357	40,284	40,284
74	Special Educ Asst II	0.8	1	1	2,602-3,140	36,520	37,680
75	Steno	2	2	2	1,029-1,339	28,134	28,554
Special Needs Staff Services-FF:							
77	Staff Services Mgr I	1.1	1	1	2,415-2,913	34,956	34,956
78	Assoc Govtl Prog Analyst	0.8	1	1	2,197-2,651	30,592	31,812
79	Staff Services Analyst	1.6	2	2	1,407-2,197	40,410	41,592
80	Office Asst II Typing	1	1	1	1,048-1,367	15,120	15,120
81	Steno	0.1	-	-	1,029-1,339	-	-
82	Temporary Help	0.7	4.2	4.2	(8,259)	48,845	48,845
OSE-Office Adm-IC:							
84	Educ Administrator II	0.8	1	1	3,293-3,980	47,760	47,760
85	Exec Secty I	1.1	1	1	1,389-1,653	19,836	19,836
86	Office Asst II-Typing	0.8	1	1	1,048-1,367	14,568	14,568
Special Ed Commission-FF:							
88	Secty	0.8	1	1	1,236-1,512	17,448	17,448
OSE Cons Serv North-FF:							
90	Special Educ Administrator I	0.9	1	1	2,995-3,618	43,416	43,416
91	Prog Planning-Develmt Consultant	0.3	-	-	2,859-3,451	-	-
92	Special Educ Consultant	3.3	3	3	2,859-3,451	124,236	124,236
93	Sr Steno	1.6	2	2	1,236-1,512	34,896	34,896
94	Steno	1.7	2	2	1,029-1,339	30,792	30,792

6100 DEPARTMENT OF EDUCATION—Continued

ORGANIZATIONAL UNIT	NUMBER OF POSITIONS			EXPENDITURES		
	Classification	Filled 1983-84	Authorized 1984-85	Proposed 1985-86	Actual 1983-84	Estimated 1984-85
				SALARY RANGE		
OSE Cons Serv North-GF:						
Special Educ Administrator I	0.3	-	-	2,995-3,618	-	-
Special Educ Consultant	4.8	5	5	2,859-3,451	207,060	207,060
Office Asst II-Typing	0.3	-	-	1,048-1,367	-	-
Steno	0.3	-	-	1,029-1,339	-	-
Sp Ed Presch Incentive-FF:						
Prog Planning-Develmt Consultant	0.3	-	-	2,859-3,451	-	-
Staff Services Analyst-Gen	0.8	1	1	1,407-2,197	26,067	26,364
Sp Ed Presch Implem-FF:						
Assoc Govtl Prog Analyst	0.4	-	-	2,197-2,651	-	-
Special Educ Asst I	0.6	1	1	2,155-2,602	29,550	30,713
OSE Cons Serv South-FF:						
Special Educ Administrator I	1.1	1	1	2,995-3,618	45,060	45,060
Special Educ Consultant	8.8	9	9	2,859-3,451	372,708	372,708
Special Educ Asst II	1.4	2	2	2,602-3,140	75,360	75,360
Special Educ Asst I	0.3	-	-	2,155-2,602	-	-
Sr Steno	0.7	1	1	1,236-1,512	16,292	16,976
Office Asst II-Typing	1.8	2	2	1,048-1,367	28,608	28,608
Steno	0.7	1	1	1,029-1,339	14,292	14,292
Office Asst I-Gen	0.6	1	1	944-1,087	13,059	13,164
OSE Personnel Dev-FF:						
Special Educ Administrator I	1.1	1	1	2,995-3,618	43,416	43,416
Special Educ Consultant	4.1	4	4	2,859-3,451	163,568	165,648
Special Educ Asst II	0.9	1	1	2,602-3,140	36,520	37,680
Television Specialist	0.8	1	1	2,197-2,651	30,348	31,812
Assoc Govtl Prog Analyst	1.1	1	1	2,197-2,651	31,812	31,812
Office Asst II-Typing	1.2	2	2	1,048-1,367	29,136	29,136
Steno	2.1	2	2	1,029-1,339	30,792	30,792
OSE Serv Assurance & Comp-FF:						
Special Educ Administrator I	0.9	1	1	2,995-3,618	43,416	43,416
Bilingual-Bicultural Educ Consultant	0.6	1	1	2,859-3,451	40,622	41,412
Special Educ Consultant	5.4	5	5	2,859-3,451	207,060	207,060
Child Develmt Consultant	0.8	1	1	2,859-3,451	41,412	41,412
Special Educ Asst II	0.2	-	-	2,602-3,140	-	-
Office Asst II-Typing	0.1	-	-	1,048-1,367	-	-
Steno	1.8	2.5	2.5	1,029-1,339	35,832	36,252
Special Schools Mgmt:						
State Schools Mgmt-IC:						
C.E.A. II	1.1	1	1	3,052-4,057	50,088	50,088
Special Educ Consultant	1.5	2	2	2,859-3,451	83,184	83,184
Educ Administration Consultant	0.7	1	1	2,859-3,451	41,412	41,412
Special Educ Asst II	0.3	-	-	2,602-3,140	-	-
Educ Administration Asst II	1.1	1	1	2,602-3,140	37,680	37,680
Deptl Food Administrator	0.9	1	1	2,415-2,913	34,821	34,956
Director of Dietetics	0.1	-	-	2,197-2,651	-	-
Staff Services Analyst-Gen	1.1	1	1	1,407-2,197	26,364	26,364
Secty	1.1	1	1	1,236-1,512	17,448	17,448
Steno	0.7	1	1	1,029-1,339	15,120	15,120
Special Consultant	0.5	1	1	1,667	20,000	20,000
Clearhse Dep Handicap Stu-SP:						
Special Educ Consultant	1.8	2	2	2,859-3,451	82,824	82,824
Special Educ Asst II	1.1	1	1	2,602-3,140	37,680	37,680
Office Services Supvr I-Gen	1.1	1	1	1,214-1,551	17,100	17,100
Office Techn-Gen	1.1	1	1	1,214-1,551	17,100	17,100
Sr Steno	0.9	1	1	1,236-1,512	16,124	16,799
Stock Clk	1.1	1	1	1,168-1,486	16,404	16,404
Office Asst II-Typing	2.2	2.5	2.5	1,048-1,367	36,972	36,972
Office Asst II-Gen	1.1	1	1	1,048-1,309	14,568	14,568
Temporary Help	0.3	1	1	(4,132)	15,858	15,858
S-W Reg Deaf-Blind Ctr-FF:						
Special Educ Administrator I	1.1	1	1	2,995-3,618	43,776	43,776
Special Educ Consultant	0.6	1	1	2,859-3,451	34,308	35,940
Special Educ Asst II	0.3	-	-	2,602-3,140	-	-
TV Specialist	0.3	-	-	2,197-2,651	-	-
Assoc Govtl Prog Analyst	0.3	-	-	2,197-2,651	-	-
Sr Steno	1.1	1	1	1,236-1,512	17,448	17,448
Office Asst II-Typing	1.1	1	1	1,048-1,367	15,120	15,120
Gifted And Talented:						
Gifted And Talented-GF:						
Consultant - Gifted & Talented Educ	2.1	-	-	2,859-3,451	-	-
Steno	0.9	-	-	1,029-1,339	-	-
Migrant Gifted & Talented-FF:						
Migrant Educ Consultant	0.1	-	-	2,859-3,451	-	-
Totals	97.9	103.2	103.2	\$2,869,532	\$3,094,386	\$3,108,973
Vocational & Continuing Ed Division:						
Voc And Cont Ed Div Office:						
Voc & Cont Ed Div Office-IC:						
Assoc Supt	1.1	1	1	4,136-4,360	52,320	52,320
Prog Planning-Develmt Consultant	0.3	-	-	2,859-3,451	-	-
Prog Planning & Develmt Asst	0.8	1	1	2,602-3,140	37,680	37,680
Assoc Govtl Prog Analyst	1.1	1	1	2,197-2,651	28,980	30,348
Exec Secty 1	1.1	1	1	1,389-1,653	19,836	19,836
Steno	1.1	1	1	1,029-1,339	15,396	15,396

6100 DEPARTMENT OF EDUCATION—Continued

ORGANIZATIONAL UNIT	NUMBER OF POSITIONS			EXPENDITURES			
	Classification	Filled 1983-84	Authorized 1984-85	Proposed 1985-86	Actual 1983-84	Estimated 1984-85	Proposed 1985-86
Grant Administration:							
Grant Adm So RCU-FF:				SALARY RANGE			
Voc Educ Consultant	0.8	1	1	2,859-3,451	41,412	41,412	41,412
Staff Services Analyst-Gen	0.8	1	1	1,407-2,197	24,924	26,112	26,112
Temporary Help	0.1	0.5	0.5	(1,674)	10,555	10,555	10,555
Grant Adm-Acct-SP:							
Voc Educ Administrator II	1.1	1	1	3,293-3,980	47,760	47,760	47,760
Voc Educ Consultant	0.3	-	-	2,859-3,451	-	-	-
Industrial Educ Consultant	0.3	-	-	2,859-3,451	-	-	-
Staff Services Analyst-Gen	1.5	2	2	1,407-2,197	46,878	49,104	49,104
Accountant I - Specialist	1.1	1	1	1,401-1,827	19,992	19,992	19,992
Office Asst II-Typing	0.2	-	-	1,048-1,367	-	-	-
Acct Clk II	1	1	1	1,087-1,367	15,120	15,120	15,120
Steno	0.4	1	1	1,029-1,339	14,260	14,798	14,798
Temporary Help	1.5	3.6	3.6	(20,782)	35,897	35,897	35,897
Grant Adm-Eg Office 1-FF:							
Voc Educ Administrator I	1.5	2	2	2,995-3,618	86,832	86,832	86,832
Voc Educ Consultant	1.3	2	2	2,859-3,451	82,824	82,824	82,824
Staff Services Analyst-Gen	0.7	-	-	1,407-2,197	-	-	-
Temporary Help	0.2	-	-	(2,618)	-	-	-
Grant Adm Reg Office 2-SP:							
Voc Educ Consultant	3.7	3	3	2,859-3,451	124,236	124,236	124,236
Grant Adm-Reg Office Sup-SP:							
Sr Steno	0.8	1	1	1,236-1,512	17,448	17,448	17,448
Office Asst II-Typing	0.7	0.5	0.5	1,048-1,367	7,196	7,284	7,284
Acct Clk II	1.1	2	2	1,087-1,367	30,240	30,240	30,240
Steno	4.1	6	6	1,029-1,339	90,390	91,482	91,482
Word Processing Techn	1.7	3	3	1,048-1,309	46,122	46,683	46,683
Voc Ed Contracts:							
Non-Public School Liaison-FF:							
Prog Planning-Develmt Consultant	0.8	1	1	2,859-3,451	41,412	41,412	41,412
Office Of Vocational Education:							
Voc Ed Directors Office-SP:							
Asst Supt of Pub Inst Dir of Voc Ed	-	1	1	3,440-3,906	46,872	46,872	46,872
Voc Educ Administrator II	0.1	-	-	3,293-3,980	-	-	-
Bus Educ Administrator I	0.3	-	-	2,995-3,618	-	-	-
Industrial Educ Administrator I	0.3	-	-	2,995-3,618	-	-	-
Agric Educ Administrator I	0.3	-	-	2,995-3,618	-	-	-
Industrial Educ Consultant	0.5	-	-	2,859-3,451	-	-	-
Voc Educ Consultant	3.3	4	4	2,859-3,451	165,648	165,648	165,648
Agric Educ Consultant	0.3	-	-	2,859-3,451	-	-	-
Bus Educ Consultant	0.5	-	-	2,859-3,451	-	-	-
Exec Secty I	1.1	1	1	1,389-1,653	19,836	19,836	19,836
Secty	0.3	-	-	1,236-1,512	-	-	-
Steno	2.5	2	2	1,029-1,339	30,792	30,792	30,792
Temporary Help	0.4	-	-	(5,705)	-	-	-
Access & Dissem-FF:							
Office Asst II-Typing	0.1	0.5	0.5	1,048-1,367	6,405	6,639	6,639
Voc Ed Gender Equity-FF:							
Voc Educ Gender Equity Consultant	1.1	1	1	2,859-3,451	41,412	41,412	41,412
Home Econ Ed-SP:							
Homemaking Educ Consultant	6	6	6	2,859-3,451	248,472	248,472	248,472
Voc Educ Consultant	0.2	-	-	2,859-3,451	-	-	-
Steno	0.5	1	1	1,029-1,339	15,396	15,396	15,396
Agricultural Ed-SP:							
Voc Educ Administrator I	0.1	-	-	2,995-3,618	-	-	-
Agric Educ Administrator I	0.8	1	1	2,995-3,618	43,416	43,416	43,416
Voc Educ Consultant	0.8	-	-	2,859-3,451	-	-	-
Bus Educ Consultant	0.3	-	-	2,859-3,451	-	-	-
Industrial Educ Consultant	0.3	-	-	2,859-3,451	-	-	-
Agric Educ Consultant	6.8	8	8	2,859-3,451	330,190	331,296	331,296
Secty	0.8	1	1	1,236-1,512	17,448	17,448	17,448
Sr Steno	0.1	-	-	1,236-1,512	-	-	-
Acct Clk II	0.2	-	-	1,087-1,367	-	-	-
Office Asst II-Typing	0.1	-	-	1,048-1,367	-	-	-
Steno	0.5	-	-	1,029-1,339	-	-	-
Word Processing Techn	0.3	-	-	1,048-1,309	-	-	-
Business Ed-SP:							
Voc Educ Administrator I	0.3	-	-	2,995-3,618	-	-	-
Bus Educ Administrator I	0.8	1	1	2,995-3,618	43,416	43,416	43,416
Voc Educ Consultant	0.8	-	-	2,859-3,451	-	-	-
Bus Educ Consultant	4.1	6	6	2,859-3,451	248,472	248,472	248,472
Industrial Educ Consultant	0.3	-	-	2,859-3,451	-	-	-
Agric Educ Consultant	0.5	-	-	2,859-3,451	-	-	-
Office Asst II-Typing	0.3	-	-	1,048-1,367	-	-	-
Steno	1	1	1	1,029-1,339	15,396	15,396	15,396
Indust-Health-Appren Ed-SP:							
Voc Educ Administrator I	0.1	-	-	2,995-3,618	-	-	-
Industrial Educ Administrator I	0.8	1	1	2,995-3,618	43,416	43,416	43,416
Bus Educ Consultant	0.3	-	-	2,859-3,451	-	-	-
Industrial Educ Consultant	6.8	8	8	2,859-3,451	331,296	331,296	331,296
Voc Educ Consultant	0.5	1	1	2,859-3,451	41,412	41,412	41,412
Agric Educ Consultant	0.5	-	-	2,859-3,451	-	-	-
Sr Steno	0.3	-	-	1,236-1,512	-	-	-
Acct Clk II	0.2	-	-	1,087-1,367	-	-	-
Steno	1.6	1	1	1,029-1,339	15,208	15,396	15,396

6100 DEPARTMENT OF EDUCATION—Continued

ORGANIZATIONAL UNIT	NUMBER OF POSITIONS			EXPENDITURES			
	Classification	Filled 1983-84	Authorized 1984-85	Proposed 1985-86	Actual 1983-84	Estimated 1984-85	Proposed 1985-86
				SALARY RANGE			
Office Of Employment Prep:	Temporary Help	-	0.5	0.5	-	10,701	10,701
Office Of Employment Prep-Jtpa-R:	Voc Educ Administrator II	0.8	1	1	3,293-3,980	47,760	47,760
	Educ Administration Consultant	1.3	3	3	2,859-3,451	102,924	107,820
	Voc Educ Consultant	7.1	10	10	2,859-3,451	407,016	408,648
	Staff Services Analyst-Gen	1.3	2	2	1,407-2,197	46,990	49,218
	Property Clk II	0.8	1	1	1,591-2,098	22,944	22,944
	Property Clk I	0.8	1	1	1,401-1,827	19,992	19,992
	Acctg Techn	0.8	1	1	1,214-1,551	17,100	17,100
	Secty	0.8	1	1	1,236-1,512	17,448	17,448
	Acct Clk II	0.8	1	1	1,087-1,367	15,120	15,120
	Office Asst II-Typing	0.8	2	2	1,048-1,367	28,074	28,494
	Steno	1.3	4.5	4.5	1,029-1,339	62,073	63,123
	Mgt Services Asst	0.5	1	1	1,038-1,198	13,032	13,452
	Temporary Help	-	0.4	0.4	-	5,025	5,025
Office Of Employment Prep-Ceta-R:	Voc Educ Administrator II	0.1	-	-	3,293-3,980	-	-
	Voc Educ Consultant	2.5	-	-	2,859-3,451	-	-
	Staff Services Analyst-Gen	0.5	-	-	1,407-2,197	-	-
	Property Clk II	0.3	-	-	1,591-2,098	-	-
	Property Clk I	0.3	-	-	1,401-1,827	-	-
	Acctg Techn	0.3	-	-	1,214-1,551	-	-
	Secty	0.3	-	-	1,236-1,512	-	-
	Acct Clk II	0.3	-	-	1,087-1,367	-	-
	Office Asst II-Typing	0.5	-	-	1,048-1,367	-	-
	Steno	0.3	-	-	1,029-1,339	-	-
Youth Core Units:							
Youth Core Unit-FF:	Educ Administration Consultant	3.3	3	3	2,859-3,451	124,236	124,236
	Assoc Govtl Prog Analyst	1.1	1	1	2,197-2,651	31,812	31,812
	Office Asst II-Typing	1.1	1	1	1,048-1,367	14,568	14,568
	Steno	0.2	-	-	1,029-1,339	-	-
Youth Core Unit-SP:	Adult Educ Administrator I	0.8	1	1	2,995-3,618	43,416	43,416
Office Of Adult-Alt-Cont Ed:							
Adult Ed General-GF:	Adult Educ Administrator II	0.3	-	-	3,293-3,980	-	-
	Adult Educ Consultant	2	2	2	2,859-3,451	82,824	82,824
	Educ Administration Consultant	0.3	-	-	2,859-3,451	-	-
	Sr Steno	1.1	1	1	1,236-1,512	17,448	17,448
	Steno	0.4	0.5	0.5	1,029-1,339	6,369	6,579
	Temporary Help	0.8	-	-	(14,653)	-	-
Adult Basic Ed Admin-FF:	Adult Educ Administrator II	0.8	1	1	3,293-3,980	47,760	47,760
	Adult Educ Administrator I	0.3	-	-	2,995-3,618	-	-
	Assoc Govtl Prog Analyst	0.8	1	1	2,197-2,651	31,812	31,812
	Steno	2.1	3	3	1,029-1,339	43,530	43,950
Adult Basic Ed-306 Svcs-FF:	Adult Educ Consultant	1.1	1	1	2,859-3,451	41,412	41,412
	Prog Planning-Develmt Consultant	1.1	1	1	2,859-3,451	41,412	41,412
	Adult Educ Asst II	2	2	2	2,602-3,140	70,928	74,345
Adult Basic Ed-310 Svcs FF:	Adult Educ Consultant	1.1	1	1	2,859-3,451	41,412	41,412
Adult Ed-Basic & Gen-SP:	Educ Administration Consultant	0.8	1	1	2,859-3,451	41,412	41,412
	Adult Educ Consultant	0.5	1	1	2,859-3,451	34,308	35,940
General Ed Dev-FF:	Adult Educ Asst II	1.1	1	1	2,602-3,140	34,044	35,668
	Office Asst II-Typing	1.5	2	2	1,048-1,367	27,434	27,942
	Temporary Help	0.2	0.3	0.3	(1,688)	4,283	4,283
Adult Ed Older Tutors-FF:							
Alter-Indep Study-GF:	Asst Supt-Gen Educ	0.3	-	-	3,708-4,174	-	-
	Prog Planning-Develmt Consultant	1.1	1	1	2,859-3,451	41,412	41,412
	Secty	0.3	-	-	1,236-1,512	-	-
	Office Asst II-Typing	1.1	1	1	1,048-1,367	15,120	15,120
Continuation Ed-GF:	Educ Administrator II	0.3	-	-	3,293-3,980	-	-
	Educ Administration Consultant	1.1	1	1	2,859-3,451	41,412	41,412
	Prog Planning-Develmt Consultant	1.1	1	1	2,859-3,451	41,412	41,412
	Sr Steno	0.2	-	-	1,236-1,512	-	-
	Temporary Help	-	-	-	(172)	-	-
Reference Services-SP:	Educ Administrator II	-	1	1	3,293-3,980	47,760	47,760
	Librarian	-	1	1	1,786-2,150	25,008	25,800
	Office Asst II-Typing	-	1	1	1,048-1,367	13,549	14,002
	Steno	-	1	1	1,029-1,339	15,756	15,756
Totals		132.1	145.3	145.3	\$4,010,404	\$4,480,261	\$4,508,552
Categorical Support Programs Division:							
Categorical Support Div Mgmt IC:	Assoc Supt & Div Chief	0.6	-	-	4,156-4,360	-	-
	Asst Supt-Gen Educ	0.5	1	1	3,708-4,174	50,448	50,448
	Educ Administrator II	0.3	-	-	3,293-3,980	-	-
	Prog Planning-Develmt Consultant	0.8	1	1	2,859-3,451	41,412	41,412

6100 DEPARTMENT OF EDUCATION—Continued

ORGANIZATIONAL UNIT	NUMBER OF POSITIONS			EXPENDITURES		
	Classification	Filed 1983-84	Authorized 1984-85	Proposed 1985-86	Actual 1983-84	Estimated 1984-85
					SALARY RANGE	
Exec Secty I	1.1	1	1	1,389-1,653	19,836	19,836
Office Asst II-Typing	0.3	-	-	1,048-1,367	-	-
Office Of Indian Education-GF:						
Bilingual-Bicultural Educ Consultant ..	2	2	2	2,859-3,451	83,184	83,184
Staff Services Analyst-Gen	0.3	-	-	1,407-2,197	-	-
Office Asst II-Typing	0.8	1	1	1,048-1,367	15,120	15,120
Office Of Biling-Bicul Educ:						
State Bil-Bicul Educ-GF:						
Bilingual-Bicultural Educ Adm II	1.1	1	1	3,293-3,980	48,120	48,120
Bilingual-Bicultural Educ Adm I	1.1	1	1	2,995-3,618	42,607	43,776
Child Develmt Consultant	0.6	1	1	2,859-3,451	41,772	41,772
Staff Services Analyst-Gen	0.4	-	-	1,407-2,197	-	-
Jr Staff Analyst-Gen	-	1	1	1,407-1,827	16,884	17,604
Secty	1.1	1	1	1,236-1,512	17,448	17,448
Office Asst II-Typing	0.2	1	1	1,048-1,367	12,954	13,374
Fed Bil-Bicul Educ-FF:						
Prog Planning-Develmt Consultant	0.3	-	-	2,859-3,451	-	-
Bilingual-Bicultural Ed Consultant	6.3	8	8	2,859-3,451	319,248	322,512
Assoc Govtl Prog Analyst	1.1	1	1	2,197-2,651	31,812	31,812
Staff Services Analyst-Gen	1.1	1	1	1,407-2,197	23,304	24,408
Sr Steno	1.1	1	1	1,236-1,512	17,808	17,808
Office Asst II-Typing	1	2	2	1,048-1,367	25,908	26,748
Office Asst II-Gen	0.9	1	1	1,048-1,309	14,568	14,568
National Origin Deseg-FF:						
Bilingual-Bicultural Ed Consultant	1.1	2	2	2,859-3,451	76,080	77,712
Bilingual-Bicultural Educ Asst II	0.3	-	-	2,602-3,140	-	-
Assoc Govtl Prog Analyst	-	1	1	2,197-2,651	26,364	27,636
Office Asst II-Typing	0.2	1	1	1,048-1,367	14,568	14,568
Tran Prog For Refugee Child-FF:						
Bilingual-Bicultural Ed Consultant	1.1	1	1	2,859-3,451	41,772	41,772
Migrant Education:						
Migrant Educ Administrator II	0.3	-	-	3,293-3,980	-	-
Educ Administrator II	0.8	1	1	3,293-3,980	47,760	47,760
Migrant Educ Administrator I	1.1	1	1	2,995-3,618	43,776	43,776
Migrant Educ Consultant	1.1	1	1	2,859-3,451	41,412	41,412
Educ Administration Asst II	-	1	1	2,602-3,140	34,956	36,624
Staff Services Analyst-Gen	2.9	3	3	1,407-2,197	79,092	79,092
Sr Steno	1.1	1	1	1,236-1,512	16,858	17,448
Migrant Educ-Field Services-FF:						
Migrant Educ Administrator I	0.6	-	-	2,995-3,618	-	-
Child Develmt Consultant	0.1	1	1	2,859-3,451	41,412	41,412
Migrant Educ Consultant	7.5	8	8	2,859-3,451	325,474	327,264
Migrant Educ Asst II	0.1	-	-	2,602-3,140	-	-
Educ Administration Asst II	1.1	-	-	2,602-3,140	-	-
Assoc Govtl Prog Analyst	1.1	1	1	2,197-2,651	31,446	31,812
Health Educ Asst I	0.8	1	1	2,155-2,602	29,118	30,510
Office Asst II-Typing	1.3	2	2	1,048-1,367	29,136	29,136
Steno.....	2.6	4	4	1,029-1,339	55,344	56,732
Compensatory Education-FF:						
Compensatory Educ Administrator I ..	1.1	1	1	2,995-3,618	43,416	43,416
Early Childhood Educ Consultant	1.1	1	1	2,859-3,451	41,412	41,412
Compensatory Educ Consultant	4	4	4	2,859-3,451	166,368	166,368
Assoc Govtl Prog Analyst	1.1	1	1	2,197-2,651	31,812	31,812
Office Asst II-Typing	1.1	1	1	1,048-1,367	14,568	14,568
Steno.....	1.9	2	2	1,029-1,339	30,792	30,792
Totals	58.5	66	66	\$1,804,093	\$2,085,369	\$2,102,984
Plan, Eval & Res Division:						
Plan, Eval & Res Div Mgmt-IC:						
Chief Of Prog Evaluation	1.1	1	1	3,708-4,174	50,088	50,088
Research & Evaluation Adm II	0.3	-	-	3,293-3,980	-	-
Research & Evaluation Consultant	0.8	1	1	2,859-3,451	37,808	39,656
Exec Secty.....	-	1	1	1,389-1,653	18,342	19,166
Secty.....	1.1	-	-	1,236-1,512	-	-
Sr Steno	0.3	-	-	1,236-1,512	-	-
Steno.....	0.5	1	1	1,029-1,339	15,396	15,396
Temporary Help	0.3	-	-	(5,735)	-	-
Calif Assess Prog-SP:						
Research & Evaluation Adm II	1.1	1	1	3,293-3,980	47,760	47,760
Research & Evaluation Adm I	0.8	1	1	2,995-3,618	43,416	43,416
Research & Evaluation Consultant	5.9	5	5	2,859-3,451	207,060	207,060
Early Childhood Educ Consultant	0.8	1	1	2,859-3,451	41,412	41,412
Research Analyst II-Gen	1.1	1	1	2,197-2,651	30,006	31,446
Research Analyst I-Gen.....	2.2	3	3	1,407-2,197	78,498	79,092
Staff Services Analyst-Gen	0.8	1	1	1,407-2,197	26,364	26,364
Steno.....	2.9	4	4	1,029-1,339	58,926	59,346
Ed Data Ctr-Strat Plan-SP:						
Research & Evaluation Adm I.....	-	1	1	2,995-3,618	43,416	43,416
Research & Evaluation Consultant	0.8	1	1	2,859-3,451	41,412	41,412
Prog Planning-Develmt Consultant	1.5	2	2	2,859-3,451	82,666	82,824
Research Analyst II-Gen	0.8	1	1	2,197-2,651	30,120	31,568
Office Asst II-Typing	1.3	2	2	1,048-1,367	29,136	29,136
Temporary Help	1.1	3	3	(26,026)	31,800	31,800

6100 DEPARTMENT OF EDUCATION—Continued

ORGANIZATIONAL UNIT	NUMBER OF POSITIONS			EXPENDITURES			
	Classification	Filled 1983-84	Authorized 1984-85	Proposed 1985-86	Actual 1983-84	Estimated 1984-85	Proposed 1985-86
Evaluation Dev-SP:				SALARY RANGE			
Research & Evaluation Adm I	1.4	1	1	2,995-3,618	43,416	43,416	
Research & Evaluation Consultant	9.4	9	9	2,859-3,451	373,428	373,428	
Research Analyst II-Gen	0.3	-	-	2,197-2,651	-	-	
Office Asst II-Typing	0.3	-	-	1,048-1,367	-	-	
Steno.....	1.6	2	2	1,029-1,339	30,792	30,792	
Reference Services-Sp:							
Educ Administrator II	1.1	-	-	3,293-3,980	-	-	
Early Childhood Educ Consultant	0.3	-	-	2,859-3,451	-	-	
Staff Services Analyst-Gen	0.3	-	-	1,407-2,197	-	-	
Librarian	1.1	-	-	1,786-2,150	-	-	
Office Asst II-Typing	0.9	-	-	1,048-1,367	-	-	
Steno.....	1	-	-	1,029-1,339	-	-	
Office Asst I-Gen.....	0.2	-	-	944-1,087	-	-	
Office Occupations Clk.....	0.3	-	-	913-1,048	-	-	
Special Studies & Eval Rpts-SP:							
Res & Eval Adm II.....	0.3	-	-	3,293-3,980	-	-	
Research & Evaluation Adm I	1.1	1	1	2,995-3,618	43,416	43,416	
Research & Evaluation Consultant	5.1	5	5	2,859-3,451	207,060	207,060	
Research Analyst II-Gen	2	2	2	2,197-2,651	63,624	63,624	
Research Analyst I-Gen.....	0.8	1	1	1,407-2,197	24,888	26,067	
Staff Services Analyst-Gen	0.3	-	-	1,407-2,197	-	-	
Sr Steno	0.2	-	-	1,236-1,512	-	-	
Office Asst II-Typing	0.8	1	1	1,048-1,367	14,002	14,524	
Steno.....	1	1.5	1.5	1,029-1,339	20,091	20,753	
Temporary Help	0.7	-	-	(15,972)	-	-	
Calif High School Prof Exam-SD:							
Research & Evaluation Consultant	1.1	1	1	2,859-3,451	41,412	41,412	
Research Analyst II-Gen	1.1	1	1	2,197-2,651	28,644	30,006	
Steno.....	1.6	1	1	1,029-1,339	14,005	14,517	
Totals	59.8	57.5	57.5	\$1,813,779	\$1,818,404	\$1,829,373	
Totals, Gurr & Instruct Ldrshp							
Branch	527	556.2	556.2	\$15,945,110	\$17,487,057	\$17,587,779	
State Special Schools							
School For The Blind:							
Administration-GF:							
Supt.....	1	1	1	3,451-4,174	50,088	50,088	
Bus Mgr I	1	1	1	2,098-2,529	30,348	30,348	
Acctg Off-Supvr	0.7	1	1	1,827-2,197	21,924	22,944	
Materials & Stores Supvr I	1	1	1	1,401-1,827	19,992	19,992	
Acctg Techn	1	1	1	1,214-1,551	17,100	17,100	
Library Tech Asst I	0.9	1	1	1,214-1,551	15,365	15,998	
Personnel Asst I	1	1	1	1,126-1,551	18,612	18,612	
Office Techn-Typing	1	1	1	1,214-1,551	15,708	16,404	
Acct Clk II	1	1	1	1,087-1,367	15,120	15,120	
Office Asst II-Typing	1.7	2	2	1,048-1,367	29,556	29,688	
Steno.....	1	1	1	1,029-1,339	15,396	15,396	
Temporary Help	3.3	5.2	5.2	(59,081)	98,380	98,380	
Instruction-GF:							
Prin	1	1	1	2,691-3,247	38,964	38,964	
Supvng Teacher-Specialist	1	1	1	2,336-2,820	33,840	33,840	
Supvng Teacher	3	3	3	2,336-2,820	101,520	101,520	
Teacher	34.5	35	35	1,586-2,520	984,541	1,008,521	
Instructional Counselor	1	1	1	1,433-1,706	20,472	20,472	
Office Techn-Typing	0.8	1	1	1,214-1,551	17,100	17,100	
Personal Care-GF:							
Supvng Instructional Counselor	2.5	3	3	1,557-1,868	63,876	64,752	
Supvng Cook I	1	1	1	1,371-1,786	19,560	19,560	
Instructional Counselor	7.3	8	8	1,433-1,706	166,456	168,425	
Cook II	2.5	3	3	1,265-1,630	46,734	47,613	
Counselor	23.9	30	30	1,321-1,565	542,141	553,493	
Office Asst II-Typing	-	1	1	1,048-1,367	15,120	15,120	
Food Service Worker I	6.2	7	7	1,018-1,269	95,620	96,944	
Attendant Resident Schools	5.9	7	7	1,055-1,222	95,664	96,144	
Plant Operation-GF:							
Maint Mechanic	0.7	1	1	1,868-2,251	24,612	24,612	
Carpenter I	1.3	1	1	1,786-2,150	23,508	23,508	
Bldg & Maint Worker	0.1	1	1	1,557-1,868	18,976	19,864	
Janitor Supvr I	0.9	1	1	1,114-1,407	15,192	15,528	
Janitor	5.9	7	7	1,038-1,294	96,380	98,296	
Assessment Center-R:							
Supvng Teacher-Specialist	0.3	1	1	2,336-2,820	28,488	29,860	
Teacher	-	2	2	1,586-2,520	38,064	39,816	
Office Asst II-Typing	0.2	1	1	1,048-1,367	12,954	13,374	
Vocational-Career Educ-R:							
Supvng Teacher-Specialist	-	1	1	2,336-2,820	28,032	29,400	
Special Projects:							
Multi-Handicapped Project-R:							
Temporary Help	4.4	9.7	9.7	(56,571)	132,321	132,321	
Deaf-Blind Project-R:							
Teacher	-	1	1	1,586-2,520	19,032	19,908	

6100 DEPARTMENT OF EDUCATION—Continued

ORGANIZATIONAL UNIT	NUMBER OF POSITIONS			EXPENDITURES		
	Classification	Filled 1983-84	Authorized 1984-85	Proposed 1985-86	Actual 1983-84	Estimated 1984-85
Ed Assess Ctr-Title VI-C-R:				SALARY RANGE		
Supvng Teacher	-	1	1	2,336-2,820	28,488	29,860
Teacher	-	1	1	1,586-2,520	19,032	19,908
Fed Nutr Program-R:						
Office Asst II-Typing	0.2	-	-	1,048-1,367	-	-
Totals	119.2	147.9	147.9	\$2,440,391	\$3,074,276	\$3,128,793
Diag Sch For Neur Hdep Child North:						
Administration-GF:						
Supt	0.1	1	1	3,216-3,888	46,656	46,656
Bus Mgr I	0.8	1	1	2,098-2,529	30,348	30,348
Accountant I - Specialist	1	1	1	1,401-1,827	19,992	19,992
Office Techn-Typing	0.5	1	1	1,214-1,551	14,568	15,120
Personnel Asst I	0.9	1	1	1,126-1,551	15,708	15,708
Office Asst II-Typing	2.6	4	4	1,048-1,367	56,520	57,444
Office Asst I-Typing	0.7	1	1	976-1,126	12,480	12,884
Temporary Help	5.1	5.7	5.7	(98,975)	103,167	103,167
Instruction-GF:						
Prin	1	1	1	2,505-3,023	36,276	36,276
School Psychologist	3	3	3	2,415-2,913	103,518	104,868
Teacher	10.1	12	12	1,586-2,520	330,677	338,012
Recr Therapist	0.9	1	1	1,523-1,827	21,924	21,924
Counselor	2.3	4	4	1,321-1,565	73,464	74,204
Teaching Asst	1.2	2	2	1,156-1,347	28,284	29,328
Medical Care-GF:						
Physician & Surgeon	0.8	1	1	3,780-5,429	65,148	65,148
Registered Nurse III	1	1	1	1,868-2,472	22,510	22,510
Registered Nurse II	1.9	2	2	1,706-2,472	45,122	45,122
Sr Medical Transcriber	1	1	1	1,331-1,729	18,924	18,924
Medical Transcriber	1	1	1	1,191-1,517	16,740	16,740
Office Asst II-Typing	1	1	1	1,048-1,367	14,568	14,568
Personal Care-GF:						
Supvng Instructional Counselor	1	1	1	1,557-1,868	18,680	18,680
Supvng Cook I	0.9	-	-	1,371-1,786	-	-
Cook II	1.9	-	-	1,265-1,630	-	-
Counselor	6.9	13	13	1,321-1,565	225,039	230,360
Cook I	0.9	-	-	1,135-1,437	-	-
Food Service Worker I	0.9	1	1	1,018-1,269	11,780	11,780
Attendant Resident Schools	1.9	2	2	1,055-1,222	27,912	28,344
Food Services-GF:						
Supvng Cook I	-	1	1	1,371-1,786	19,268	19,560
Cook II	-	2	2	1,265-1,630	35,784	35,784
Cook I	-	1	1	1,135-1,437	15,852	15,852
Plant Operation-GF:						
Stationary Engr	1	1	1	1,931-2,361	25,752	25,752
Carpenter I	1	1	1	1,786-2,150	23,508	23,508
Groundskeeper	0.9	1	1	1,342-1,666	16,576	17,300
Janitor Supvr I	1	1	1	1,114-1,407	15,528	15,528
Janitor	2.7	3	3	1,038-1,294	42,318	42,777
Security Guard	1	1	1	1,075-1,246	14,952	14,952
Special Projects-R:						
Supvng Teacher	-	1	1	2,336-2,820	28,032	29,400
Totals	58.9	75.7	75.7	\$1,215,060	\$1,597,575	\$1,618,520
Diag Sch For Neur Hdep Child Cent:						
Administration-GF:						
Supt	0.9	1	1	3,216-3,888	46,656	46,656
Bus Mgr I	1	1	1	2,098-2,529	30,348	30,348
Accountant I - Specialist	1	1	1	1,401-1,827	19,992	19,992
Personnel Asst I	1	1	1	1,126-1,551	18,612	18,612
Sr Steno	1	1	1	1,236-1,512	16,172	16,868
Office Asst II-Typing	1	1	1	1,048-1,367	12,954	13,374
Temporary Help	3	4.4	4.4	(61,973)	88,793	88,793
Instruction-GF:						
Prin	1	1	1	2,505-3,023	32,694	34,233
School Psychologist	3	3	3	2,415-2,913	103,383	104,868
Teacher	11.4	12	12	1,586-2,520	349,555	353,770
Medical Transcriber	0.8	1	1	1,191-1,517	16,740	16,740
Medical Care-GF:						
Physician & Surgeon	1	1	1	3,780-5,429	60,396	60,396
Registered Nurse III	1	1	1	1,868-2,472	27,012	27,012
Registered Nurse II	2.2	2.5	2.5	1,706-2,472	58,910	60,485
Sr Medical Transcriber	1	1	1	1,331-1,729	18,864	18,924
Medical Transcriber	1.8	2	2	1,191-1,517	30,638	31,544
Office Asst II-Typing	0.3	2	2	1,048-1,367	28,298	28,828
Personal Care-GF:						
Supvng Instructional Counselor	1	1	1	1,557-1,868	22,416	22,416
Recr Therapist	1	1	1	1,523-1,827	21,118	21,759
Instructional Counselor	3.9	4	4	1,433-1,706	81,746	81,888
Counselor	11.8	14	14	1,321-1,565	249,302	255,644
Teaching Asst	0.9	1	1	1,156-1,347	16,164	16,164
Attendant Resident Schools	0.8	1	1	1,055-1,222	14,012	14,446
Food Service-GF:						
Supvng Cook I	0.2	1	1	1,371-1,786	16,452	17,196
Cook II	1.7	2	2	1,265-1,630	33,694	34,648
Cook I	1	1	1	1,135-1,437	15,852	15,852

6100 DEPARTMENT OF EDUCATION—Continued

ORGANIZATIONAL UNIT	NUMBER OF POSITIONS			EXPENDITURES		
	Filled 1983-84	Authorized 1984-85	Proposed 1985-86	Actual 1983-84	Estimated 1984-85	Proposed 1985-86
				SALARY RANGE		
Plant				1,018-1,269	13,680	14,136
Operation-GF:						
Stationary Engr	0.1	-	-	1,931-2,361	-	-
Carpenter I	1	1	1	1,786-2,150	23,508	23,508
Bldg & Maint Worker	0.2	1	1	1,557-1,868	19,341	20,244
Groundskeeper	1.8	2	2	1,342-1,666	34,911	35,637
Janitor Supvr I	1	1	1	1,114-1,407	15,528	15,528
Janitor	2	3	3	1,038-1,294	41,118	41,994
Security Guard	1	1	1	1,075-1,246	15,576	15,576
Federal Project ESEA I-R:						
Supvng Teacher	0.1	1	1	2,753-3,326	36,276	36,276
Temporary Help	-	0.5	0.5	-	8,523	8,523
Vocational Assessment Project-R:						
Supvng Teacher-Fiscal Year Employee	1	-	-	2,753-3,326	-	-
Totals	63.9	74.4	74.4	\$1,404,825	\$1,639,234	\$1,662,878
Diag Sch For Neur Hdcp Child South:						
Administration-GF:						
Supt	0.9	1	1	3,216-3,888	46,656	46,656
Bus Mgr I	1	1	1	2,098-2,529	30,348	30,348
Acctg Techn	1	1	1	1,214-1,551	17,100	17,100
Office Techn-Typing	1	1	1	1,214-1,551	17,100	17,100
Personnel Asst I	1	1	1	1,126-1,551	18,612	18,612
Office Asst II-Typing	3	3	3	1,048-1,367	43,728	44,256
Acct Clk II	1	1	1	1,087-1,367	15,120	15,120
Temporary Help	2	2.6	2.6	(47,487)	67,630	67,630
Instruction-GF:						
Prin	0.8	1	1	2,505-3,023	34,366	36,002
School Psychologist	3	3	3	2,415-2,913	104,868	104,868
Teacher	11.9	12	12	1,586-2,520	317,064	327,862
Recr Therapist	1	1	1	1,523-1,827	21,924	21,924
Office Techn-Typing	1	1	1	1,214-1,551	17,100	17,100
Medical Transcriber	1	2	2	1,191-1,517	30,058	31,264
Medical Care-GF:						
Physician & Surgeon	1	1	1	3,780-5,429	65,148	65,148
Registered Nurse III	0.9	1	1	1,868-2,472	27,012	27,012
Registered Nurse II	1.9	2	2	1,706-2,472	49,224	49,224
Personal Care Feeding-GF:						
Supvng Cook I	0.9	1	1	1,371-1,786	19,560	19,560
Cook II	1.7	2	2	1,265-1,630	34,902	35,610
Cook I	0.9	1	1	1,135-1,437	15,250	15,852
Food Service Worker I	0.9	1	1	1,018-1,269	13,718	14,136
Personal Care-GF:						
Supvng Instructional Counselor	1	1	1	1,557-1,868	22,416	22,416
Instructional Counselor	2.9	3	3	1,433-1,706	61,416	61,416
Seamer	0.9	1	1	1,265-1,630	17,892	17,892
Counselor	13.2	15	15	1,321-1,565	270,855	275,301
Teaching Asst	0.6	1	1	1,156-1,347	16,164	16,164
Attendant Resident Schools	1.9	2	2	1,055-1,222	29,328	29,328
Plant Operation-GF:						
Stationary Engr	1.1	2	2	1,931-2,361	51,504	51,504
Boiler Room Tender	0.9	-	-	1,824-2,006	-	-
Bldg & Maint Worker	0.5	1	1	1,557-1,868	19,560	20,472
Lead Groundskeeper	1	1	1	1,401-1,827	19,992	19,992
Groundskeeper	0.8	1	1	1,342-1,666	18,276	18,276
Janitor Supvr I	1	1	1	1,114-1,407	15,528	15,528
Janitor	3.9	4	4	1,038-1,294	57,504	57,504
Security Guard	1	1	1	1,075-1,246	14,952	14,952
Federal Instruction-R:						
Teacher	-	0.5	0.5	1,586-2,520	9,516	9,954
Temporary Help	-	0.5	0.5	-	8,480	8,480
Totals	68.5	75.6	75.6	\$1,448,286	\$1,639,901	\$1,661,563
School For The Deaf Fremont:						
Supt Fiscal & Mgmt Svc-GF:						
Supt	1	1	1	3,451-4,174	50,448	50,448
Bus Mgr II	1	1	1	2,450-2,954	35,808	35,808
Accts Off-Supvr	1	1	1	1,827-2,197	26,724	26,724
Accountant I - Specialist	1	1	1	1,401-1,827	19,992	19,992
Materials & Stores Supvr I	1	1	1	1,401-1,827	17,971	18,752
Property Clk I	1	1	1	1,401-1,827	19,992	19,992
Personnel Asst II	1	1	1	1,481-1,768	21,576	21,576
Acctg Techn	0.9	1	1	1,214-1,551	14,568	15,120
Personnel Asst I	1.9	2	2	1,126-1,551	33,012	33,540
Secty	1	1	1	1,236-1,512	17,448	17,448
Acct Clk II	1	1	1	1,087-1,367	14,706	15,120
Office Asst II-Typing	2.9	3	3	1,048-1,367	44,020	44,237
Temporary Help	9.4	7.6	7.6	(123,730)	172,798	172,798
Instruction-GF:						
Prin	1	1	1	2,691-3,247	39,324	39,324
Supvng Teacher-Fiscal Year Employee	1	1	1	2,753-3,326	40,272	40,272
Office Techn-Typing	1	1	1	1,214-1,551	17,170	17,460
DP Techn	-	1	1	1,198-1,523	17,904	18,636
Computer Opr	1	-	-	1,198-1,523	-	-
Office Asst II-Typing	0.9	1	1	1,048-1,367	15,388	15,970

6100 DEPARTMENT OF EDUCATION—Continued

ORGANIZATIONAL UNIT	NUMBER OF POSITIONS			EXPENDITURES			
	Classification	Filled 1983-84	Authorized 1984-85	Proposed 1985-86	Actual 1983-84	Estimated 1984-85	Proposed 1985-86
Elementary Instruction-GF:							
Supvng Teacher.....	1	1	1	2,336-2,820	34,200	34,200	
Teacher	14.1	14	14	1,586-2,520	391,206	401,245	
Office Asst II-Typing	0.7	1	1	1,048-1,367	13,769	14,210	
Jr High Instruction-GF:							
Supvng Teacher	1	1	1	2,336-2,820	34,200	34,200	
Teacher	12.6	13	13	1,586-2,520	365,780	373,150	
Office Asst II-Typing	0.9	1	1	1,048-1,367	15,204	15,774	
Sr High Instruction-GF:							
Supvng Teacher	2	2	2	2,336-2,820	68,400	68,400	
Teacher	36.9	37	37	1,586-2,520	1,050,395	1,069,555	
Office Asst II-Typing	1	1	1	1,048-1,367	14,928	14,928	
Vocational Instruction-GF:							
Supvng Teacher	1	1	1	2,336-2,820	34,200	34,200	
Teacher	11	11	11	1,586-2,520	330,796	333,432	
Office Asst II-Typing	1	1	1	1,048-1,367	14,928	14,928	
Physical Educ Instruction-GF:							
Teacher	4.9	5	5	1,586-2,520	147,416	148,820	
Teacher-Specialist	1	1	1	1,586-2,520	30,600	30,600	
Media Center-GF:							
Supvng Teacher	1	1	1	2,336-2,820	34,200	34,200	
Teacher	2	2	2	1,586-2,520	60,966	61,200	
TV Asst	1	1	1	1,827-2,197	24,888	26,067	
Communication Skills-GF:							
Teacher	3.5	3.5	3.5	1,586-2,520	104,166	105,476	
Pupil Personnel Services-GF:							
Supvng Teacher	1	1	1	2,336-2,820	34,200	34,200	
Teacher	4.7	5	5	1,586-2,520	144,262	148,208	
Office Asst II-Typing	1	1	1	1,048-1,367	15,120	15,120	
Assessment Center-R:							
Supvng Teacher	1	1	1	2,336-2,820	34,200	34,200	
Teacher	2	2	2	1,586-2,520	59,576	60,966	
Office Asst II-Typing	0.8	1	1	1,048-1,367	13,926	14,436	
Health Services Facilities-GF:							
Physician & Surgeon	0.8	0.9	0.9	3,780-5,429	55,095	57,784	
Registered Nurse III	1	1	1	1,868-2,472	27,788	27,788	
Registered Nurse II	3.2	4	4	1,706-2,472	101,448	101,448	
Registered Nurse I	0.5	1	1	1,591-2,303	20,408	21,356	
Office Asst II-Typing	0.1	0.5	0.5	1,048-1,367	6,477	6,687	
Residence-GF:							
Supvng Teacher-Fiscal Year Employee	1	1	1	2,753-3,326	40,272	40,272	
Supvng Instructional Counselor	6.7	7	7	1,557-1,868	159,186	159,432	
Auto Equipt Opr I	0.4	0.5	0.5	1,523-1,827	10,176	10,176	
Instructional Counselor	13.2	15	15	1,433-1,706	308,100	310,786	
Seamer	1	1	1	1,265-1,630	18,252	18,252	
Counselor	18.6	22	22	1,321-1,565	405,576	413,895	
Counselor	14.2	16	16	1,321-1,565	301,370	302,549	
Office Techn-Gen	1	1	1	1,214-1,551	17,112	17,460	
Attendant Resident Schools	12.6	16	16	1,055-1,222	236,828	240,652	
Food Services-GF:							
Director Of Dietetics	1	1	1	2,197-2,651	29,208	30,592	
Supvng Cook I	1.8	3	3	1,371-1,786	52,464	53,952	
Baker I	0.7	1	1	1,265-1,630	17,892	17,892	
Cook II	1.6	2	2	1,265-1,630	35,784	35,784	
Stock Glk	0.3	-	-	1,168-1,486	-	-	
Cook I	1.6	2	2	1,135-1,437	29,552	30,252	
Food Service Worker II	1.7	2	2	1,095-1,376	30,362	30,456	
Acct Glk II	1	1	1	1,087-1,367	15,120	15,120	
Janitor	1.8	2	2	1,038-1,294	27,548	27,980	
Food Service Worker I	14.7	20	20	1,018-1,269	268,129	271,970	
Plant Maintenance & Operation-GF:							
Chief - Plant Operation I	1	1	1	2,230-2,691	32,292	32,292	
Stationary Engr	3.8	4	4	1,931-2,361	103,008	103,008	
Electrician I	0.8	1	1	1,868-2,251	24,152	24,612	
Plumber I	1	1	1	1,868-2,251	24,612	24,612	
Electronics Techn	1	1	1	1,630-2,150	22,964	23,680	
Carpenter I	3	3	3	1,786-2,150	70,524	70,524	
Painter I	2	2	2	1,786-2,150	47,016	47,016	
Supvng Groundskeeper I	1	1	1	1,591-2,098	22,944	22,944	
Auto Equipt Opr I	2	2	2	1,523-1,827	39,984	39,984	
Lead Groundskeeper	1	1	1	1,401-1,827	19,992	19,992	
Groundskeeper	6	7	7	1,342-1,666	127,932	127,932	
Laborer	1.5	2	2	1,342-1,462	33,152	34,600	
Security Guard	4.8	5	5	1,075-1,246	75,156	75,952	
Janitorial-GF:							
Janitor Supvr II	0.8	1	1	1,239-1,591	15,288	15,899	
Janitor Supvr I	1	1	1	1,114-1,407	15,528	15,528	
Janitor	15.3	17	17	1,038-1,294	245,132	247,137	
Special Unit Instruction & PPS-GF:							
Office Asst II-Typing	0.8	1	1	1,048-1,367	13,874	14,324	
Teacher	15.9	16	16	1,586-2,520	457,286	463,401	
Supvng Teacher	2	2	2	2,336-2,820	66,600	68,142	
Special Unit Residence-GF:							
Supvng Instructional Counselor	1	1	1	1,557-1,868	22,776	22,776	
Instructional Counselor	2.6	3	3	1,433-1,706	60,792	62,470	
Counselor	8.6	11	11	1,321-1,565	197,083	201,854	

6100 DEPARTMENT OF EDUCATION—Continued

ORGANIZATIONAL UNIT	NUMBER OF POSITIONS			EXPENDITURES		
	Classification	Filled 1983-84	Authorized 1984-85	Proposed 1985-86	Actual 1983-84	Estimated 1984-85
				SALARY RANGE		
Counselor	0.9	1	1	1,321-1,565	17,848	18,604
Attendant Resident Schools	1.9	2	2	1,055-1,222	30,624	31,504
Community Ed-GF:						
Office Asst II-Typing	1	1	1	1,048-1,367	14,928	14,928
Supvng Teacher-Mgt	1	1	1	2,336-2,820	34,200	34,200
Teacher	2	2	2	1,586-2,520	58,161	59,466
ESEA I Instruction-R:						
Teacher	4.4	4.5	4.5	1,586-2,520	129,603	132,591
ESEA I Clerical-R:						
Office Asst II-Typing	2.8	3	3	1,048-1,367	43,384	43,888
Temporary Help	8.2	8.2	8.2	(109,192)	159,146	159,146
Outreach & Training-R:						
Supvng Teacher	0.8	-	-	2,336-2,820	-	-
Totals	336.5	363.7	363.7	\$7,245,886	\$8,130,775	\$8,240,473
School For The Deaf Riverside:						
Administration-GF:						
Supt	1	1	1	3,451-4,174	50,448	50,448
Bus Mgr II	1	1	1	2,450-2,954	35,448	35,448
Bus Service Off I	1	1	1	1,827-2,197	26,364	26,364
Accountant I - Specialist	0.4	1	1	1,401-1,827	17,239	17,971
Materials & Stores Supvr I	0.9	1	1	1,401-1,827	17,178	17,910
Personnel Asst II	1	1	1	1,481-1,768	19,038	19,914
Acctg Techn	1.4	1	1	1,214-1,551	17,100	17,100
Office Techn-Typing	1	1	1	1,214-1,551	17,460	17,460
Personnel Asst I	0.8	1	1	1,126-1,551	18,612	18,612
Acct Clk II	1.3	1.5	1.5	1,087-1,367	21,807	22,026
Office Asst II-Typing	1	2	2	1,048-1,367	28,074	28,494
Temporary Help	6.7	4.4	4.4	(94,459)	119,380	119,380
Instruction-GF:						
Supvng Teacher-Fiscal Year Employee	1	1	1	2,753-3,326	40,272	40,272
Supvng Teacher-Specialist	2	2	2	2,336-2,820	67,782	68,040
Supvng Teacher	6	6	6	2,336-2,820	204,732	204,840
Teacher	83.1	84	84	1,586-2,520	2,415,727	2,453,506
Office Techn-Typing	0.9	2	2	1,214-1,551	32,220	32,808
Secty	0.9	1	1	1,236-1,512	17,448	17,448
Office Asst II-Typing	5	4	4	1,048-1,367	58,632	58,632
Personal Care-GF:						
Physician & Surgeon	0.2	0.3	0.3	3,780-5,429	19,544	19,544
Dentist	0.1	0.1	0.1	3,440-4,816	5,485	5,485
Director Of Dietetics	0.4	1	1	2,197-2,651	26,894	28,196
Registered Nurse III	0.9	1	1	1,868-2,472	27,012	27,012
Registered Nurse II	2.7	3	3	1,706-2,472	73,942	74,356
Asst Director Of Dietetics	0.1	-	-	1,827-2,197	-	-
Supvng Cook II	1	1	1	1,557-2,051	22,416	22,416
Supvng Instructional Counselor	4.6	6	6	1,557-1,868	132,564	133,440
Supvng Cook I	1	1	1	1,371-1,786	19,560	19,560
Instructional Counselor	13.7	16	16	1,433-1,706	325,702	327,932
Cook II	3.6	4	4	1,265-1,630	70,686	71,394
Baker I	0.9	1	1	1,265-1,630	17,892	17,892
Seamer	1	1	1	1,265-1,630	17,892	17,892
Counselor	21.1	28	28	1,321-1,565	514,759	521,548
Counselor	8.6	10	10	1,321-1,565	187,089	188,535
Acctg Techn	0.3	1	1	1,214-1,551	14,798	15,365
Food Service Worker II	1.8	2	2	1,095-1,376	30,456	30,456
Housekeeper	1	1	1	1,038-1,294	14,376	14,376
Janitor	0.9	1	1	1,038-1,294	12,999	13,417
Food Service Worker I	17	21	21	1,018-1,269	292,681	294,096
Security Guard	3.6	4	4	1,075-1,246	59,365	60,238
Attendant Resident Schools	12.3	14	14	1,055-1,222	213,488	213,920
Plant Operation-GF:						
Chief - Plant Operation I	1	1	1	2,230-2,691	32,292	32,292
Supvr - Bldg Trades	0.9	1	1	2,051-2,591	28,320	28,320
Stationary Engr	4.9	5	5	1,931-2,361	128,760	128,760
Electrician I	2	2	2	1,868-2,251	49,224	49,224
Plumber I	1	1	1	1,868-2,251	24,612	24,612
Carpenter I	1.7	2	2	1,786-2,150	47,016	47,016
Painter I	3	3	3	1,786-2,150	70,160	70,524
Supvng Groundskeeper I	1	1	1	1,591-2,098	22,944	22,944
Bldg & Maint Worker	1.9	2	2	1,557-1,868	40,944	40,944
Auto Equipmt Opr	1	1	1	1,523-1,827	19,992	19,992
Lead Groundskeeper	1	1	1	1,401-1,827	19,992	19,992
Groundskeeper	7	7	7	1,342-1,666	127,932	127,932
Janitor Supvr II	1	1	1	1,239-1,591	17,434	17,544
Laborer	0.2	1	1	1,342-1,462	16,438	17,178
Janitor Supvr I	1	1	1	1,114-1,407	15,528	15,528
Janitor	12.6	14	14	1,038-1,294	197,595	198,996
Multihandicapped Unit-GF:						
Supvng Teacher	2	2	2	2,336-2,820	68,400	68,400
Supvng Teacher-Specialist	1	1	1	2,336-2,820	33,840	33,840
Prin	1	1	1	1,586-2,520	39,324	39,324
Teacher	27.1	28	28	1,586-2,520	748,141	772,193
Supvng Instructional Counselor	2	2	2	1,557-1,868	45,552	45,552
Accountant I - Specialist	0.9	1	1	1,401-1,827	19,764	20,680
Instructional Counselor	6.9	8	8	1,433-1,706	159,384	160,776
Counselor	9.7	13	13	1,321-1,565	236,252	240,914

6100 DEPARTMENT OF EDUCATION—Continued

ORGANIZATIONAL UNIT	NUMBER OF POSITIONS			EXPENDITURES			
	Classification	Filled 1983-84	Authorized 1984-85	Proposed 1985-86	Actual 1983-84	Estimated 1984-85	Proposed 1985-86
					SALARY RANGE		
Counselor	2.9	3	3	1,321-1,565	57,940	57,940	
Personnel Asst I	0.1	-	-	1,126-1,551	-	-	
Office Asst II-Typing	2.9	3	3	1,048-1,367	44,088	44,616	
Teaching Asst	1.8	3	3	1,156-1,347	45,786	46,939	
Janitor	3	4	4	1,038-1,294	55,962	56,370	
Food Service Worker I	2.9	3	3	1,018-1,269	42,408	42,408	
Attendant Resident Schools	3.6	4	4	1,055-1,222	61,928	61,928	
Multhdcp Unit-Personal Care-GF:							
Registered Nurse II	1.3	1.5	1.5	1,706-2,472	37,278	37,278	
Special Projects-R:							
Supvng Teacher-Specialist	-	1	1	2,336-2,820	28,032	29,400	
Teacher	1	2	2	1,586-2,520	46,338	48,524	
Office Asst II-Typing	1.8	2	2	1,048-1,367	27,522	27,942	
Teaching Asst	6.1	7	7	1,156-1,347	113,062	114,228	
Assessment Centers-R:							
Supvng Teacher-Specialist	1	1	1	2,336-2,820	33,840	33,840	
Teacher	2	2	2	1,586-2,520	60,840	60,840	
Office Asst II-Typing	0.8	1	1	1,048-1,367	15,120	15,120	
Totals	336.2	371.8	371.8	\$7,246,284	\$8,204,565	\$8,304,593	
Totals, State Special Schools	983.2	1,109.1	1,109.1	\$21,000,732	\$24,286,326	\$24,616,820	
State Library							
State Library Administration:							
Administration-IC:							
State Librarian	1.1	1	1	4,464	53,568	53,568	
Asst State Librarian	1.1	1	1	3,372-3,534	42,408	42,408	
Staff Services Mgr I	-	1	1	2,415-2,913	33,336	35,004	
Assoc Bus Mgt Analyst	1.1	-	-	2,197-2,651	-	-	
Adm Asst I	1.1	1	1	1,827-2,303	26,364	26,364	
Bus Service Asst	1.1	1	1	1,523-1,827	20,387	21,350	
Office Services Supvr I-Gen	1.1	1	1	1,214-1,551	17,100	17,100	
Office Services Supvr I-Typing	1.1	1	1	1,214-1,551	17,100	17,100	
Secty	0.9	1	1	1,236-1,512	14,832	15,396	
Stock Clk	2	2	2	1,168-1,486	32,808	32,808	
Composing Techn I	1.1	1	1	1,214-1,425	17,100	17,100	
Office Asst II-Typing	2.8	3.5	3.5	1,048-1,367	51,285	51,495	
Mach Opr I-Finishing	0.9	1	1	1,135-1,321	13,908	14,400	
Mach Opr I-Gen	0.2	1	1	1,135-1,321	15,852	15,852	
Mach Opr I-Photocopy	0.1	-	-	1,135-1,321	-	-	
Temporary Help	0.4	0.2	0.2	(4,552)	1,569	1,569	
LSCA Administration-FF:							
Staff Services Analyst-Gen	1.1	1	1	1,407-2,197	26,364	26,364	
Office Techn-Typing	1	1	1	1,214-1,551	17,100	17,100	
Temporary Help	0.9	0.9	0.9	(10,116)	9,947	9,947	
CLSA Board-GF:							
Exec Secty II	1	1	1	1,512-1,809	18,794	19,684	
Temporary Help	-	0.1	0.1	-	2,838	2,838	
CLSA Administration-GF:							
Staff Services Analyst-Gen	1.1	1	1	1,407-2,197	26,364	26,364	
Office Asst II-Typing	0.9	1	1	1,048-1,367	14,568	14,568	
Temporary Hclp	-	0.2	0.2	-	3,371	3,371	
Library Development Services:							
LDS Administration-GF:							
Chief Of Library Services	1	1	1	2,983-3,602	43,062	43,224	
Library Tech Asst I	1.1	1	1	1,214-1,551	17,100	17,100	
Library Development Svcs-GF:							
Prin Librarian	4.1	6	6	2,717-3,279	222,600	225,672	
Office Asst II-Typing	1.9	2	2	1,048-1,367	30,240	30,240	
Temporary Help	-	-	-	(553)	-	-	
Library Development Svcs-FF:							
Prin Librarian	4.2	5	5	2,717-3,279	189,996	191,532	
Info Prog Specialist II	1.1	1	1	2,251-2,717	32,604	32,604	
Office Asst II-Typing	3.7	4	4	1,048-1,367	59,928	59,928	
Temporary Help	1	-	-	(34,594)	-	-	
CLSA Program-GF:							
Supvng Librarian	1.1	1	1	2,251-2,717	32,604	32,604	
Sr Librarian	1.1	1	1	1,959-2,360	28,211	28,320	
Staff Services Analyst-Gen	1.1	1	1	1,407-2,197	23,394	24,504	
Office Asst II-Typing	0.8	1	1	1,048-1,367	15,120	15,120	
Temporary Hclp	-	0.2	0.2	-	1,875	1,875	
CLSA Special Services-GF:							
Info Prog Specialist	-	2	2	2,717-3,279	78,696	78,696	
Office Asst II	-	1	1	1,048-1,367	14,568	14,568	
State Library Services:							
Administration:							
State Lib Svc Bur-Admin-GF:							
Chief Of Library Services	1.1	1	1	2,983-3,602	43,224	43,224	
Prin Librarian	3.1	3	3	2,717-3,279	117,893	118,044	
Office Techn-Typing	0.9	1	1	1,214-1,551	17,100	17,100	
Special Clientele Services:							
Braille & Talking Book Lib-GF:							
Prin Librarian	1.1	1	1	2,717-3,279	39,348	39,348	
Sr Librarian	1.1	1	1	1,959-2,360	28,320	28,320	
Librarian	1.4	2	2	1,786-2,150	43,028	45,014	
Materials & Stores Supvr I	1.1	1	1	1,401-1,827	19,992	19,992	

6100 DEPARTMENT OF EDUCATION—Continued

ORGANIZATIONAL UNIT Classification	NUMBER OF POSITIONS			EXPENDITURES		
	Filled 1983-84	Authorized 1984-85	Proposed 1985-86	Actual 1983-84	Estimated 1984-85	Proposed 1985-86
				SALARY RANGE		
Office Services Supvr I-Gen	0.6	-	-	1,214-1,551	-	-
Office Services Supvr I-Typing	1	2	2	1,214-1,551	30,353	31,577
Office Asst II-Typing	8.4	8.5	8.5	1,048-1,367	122,392	123,144
Office Asst II-Gen	4.4	4.5	4.5	1,048-1,309	64,292	64,724
Office Asst I-Typing	-	1	1	976-1,126	12,156	12,546
Office Asst I-Gen	0.4	1	1	944-1,087	11,761	12,124
Office Occupations Clk	1.1	1	1	913-1,048	12,744	12,744
Temporary Help	0.1	-	-	(1,855)	-	-
Public Services:						
Govt Publications Section-GF:						
Supvng Librarian	0.3	1	1	2,251-2,717	27,448	28,768
Sr Librarian	2	2	2	1,959-2,360	56,640	56,640
Librarian	1.9	3.5	3.5	1,786-2,150	85,932	86,916
Library Tech Asst II	1	1	1	1,358-1,611	19,332	19,332
Library Tech Asst I	2	2	2	1,214-1,551	33,910	34,200
Office Asst II-Typing	5.4	7	7	1,048-1,367	100,502	100,922
Office Asst II-Gen	0.9	1	1	1,048-1,309	14,568	14,568
LSCA-General Reference-FF:						
Sr Librarian	1.1	1	1	1,959-2,360	28,320	28,320
Librarian	0.8	1	1	1,786-2,150	21,514	22,507
Library Tech Asst I	1.1	1	1	1,214-1,551	17,100	17,100
Office Asst II-Typing	1.1	1	1	1,048-1,367	14,568	14,568
Office Asst II-Gen	0.1	1	1	1,048-1,309	14,568	14,568
Temporary Help	0.4	-	-	(6,803)	-	-
General Reference-GF:						
Supvng Librarian	1.2	2	2	2,251-2,717	65,208	65,208
Sr Librarian	0.2	1	1	1,959-2,360	27,339	28,320
Librarian	3.8	4	4	1,786-2,150	101,022	103,200
Library Tech Asst I	1.1	1	1	1,214-1,551	17,100	17,100
Office Asst II-Typing	2.2	3	3	1,048-1,367	42,195	42,615
TWX Opr	1.1	1	1	1,126-1,309	15,708	15,708
Office Asst II-Gen	1.1	1	1	1,048-1,309	14,568	14,568
Temporary Help	1.3	0.8	0.8	(33,045)	13,478	13,478
Law Library-GF:						
Law Librarian	1.1	1	1	2,472-3,279	35,796	35,796
Sr Librarian	1	1	1	1,959-2,360	28,320	28,320
Librarian	2	2	2	1,786-2,150	51,600	51,600
Library Tech Asst I	1.1	1	1	1,214-1,551	16,984	17,100
Office Asst II-Typing	4.6	4	4	1,048-1,367	58,272	58,272
Office Asst II-Gen	1	1	1	1,048-1,309	14,568	14,568
Office Asst I-Typing	-	1	1	976-1,126	12,156	12,546
Office Asst I-Gen	0.8	1	1	944-1,087	12,381	12,779
Temporary Help	-	0.5	0.5	-	10,576	10,576
Circulation-GF:						
Library Tech Asst II	1.1	1	1	1,358-1,611	19,332	19,332
Office Services Supvr I-Typing	1.1	1	1	1,214-1,551	17,100	17,100
Office Asst II-Typing	1.2	2	2	1,048-1,367	26,083	26,923
Office Asst II-Gen	5.3	5	5	1,048-1,309	72,236	72,752
Office Asst I-Typing	-	1	1	976-1,126	12,156	12,546
Office Asst I-Gen	-	1	1	944-1,087	11,790	12,156
Temporary Help	0.2	-	-	(2,095)	-	-
Special Collections:						
California Section-GF:						
Sr Librarian	1.1	1	1	1,959-2,360	28,320	28,320
Librarian	3.8	3	3	1,786-2,150	77,301	77,400
Library Tech Asst I	2	2	2	1,214-1,551	34,200	34,200
Office Asst II-Typing	2.7	4	4	1,048-1,367	53,332	54,796
Sutro Section-GF:						
Sr Librarian	1.1	1	1	1,959-2,360	28,320	28,320
Librarian	1.1	1	1	1,786-2,150	25,008	25,800
Library Tech Asst I	1.1	1	1	1,214-1,551	17,100	17,100
Office Asst II-Typing	2.6	3.5	3.5	1,048-1,367	50,460	50,460
Temporary Help	0.5	0.5	0.5	(5,382)	6,164	6,164
Preservation Office-GF:						
Sr Librarian	0.7	1	1	1,959-2,360	27,884	28,320
Librarian	0.4	-	-	1,786-2,150	-	-
Mach Opr III-Process Camera	1.1	1	1	1,278-1,512	18,144	18,144
Office Asst II-Gen	1	1	1	1,048-1,309	14,568	14,568
Book Repairer	2.4	3	3	1,048-1,214	43,596	43,704
Technical Services:						
Technical Services-GF:						
Supvng Librarian	1.6	1	1	2,251-2,717	32,604	32,604
Sr Librarian	2.3	3	3	1,959-2,360	82,440	83,652
Librarian	0.6	1	1	1,786-2,150	21,432	22,416
Library Tech Asst I	3.9	4	4	1,214-1,551	68,400	68,400
Sr Acct Clk	0.9	1	1	1,214-1,551	16,172	16,868
Office Asst II-Typing	6.1	7.5	7.5	1,048-1,367	106,805	107,687
Office Asst II-Gen	4	4.5	4.5	1,048-1,309	65,556	65,556
Temporary Help	0.2	-	-	(5,434)	-	-
Totals, State Library	161.9	182.9	182.9	\$3,208,344	\$3,777,740	\$3,811,089
TOTALS, AUTHORIZED POSITIONS.....	2,442.7	2,679.9	2,679.9	\$58,728,725	\$66,457,182	\$67,208,645
Regular/Ongoing Positions.....	2,363	2,575.8	2,575.8	57,386,743	64,642,358	65,393,821
Temporary Help	79.7	104.1	104.1	1,341,982	1,814,824	1,814,824

6100 DEPARTMENT OF EDUCATION—Continued

1
2
3
4
5
6
7
8
9
10
11
12
13
14
15
16
17
18
19
20
21
22
23
24
25
26
27
28
29
30
31
32
33
34
35
36
37
38
39
40
41
42
43
44
45
46
47
48
49
50
51
52
53
54
55
56
57
58
59
60
61
62
63
64
65
66
67
68
69
70
71
72
73
74
75
76
77
78
79
80
81
82
83
84
85
86
87
88
89
90
91
92
93
94
95
96
97
98

ORGANIZATIONAL UNIT Classification	NUMBER OF POSITIONS			EXPENDITURES		
	Filed 1983-84	Authorized 1984-85	Proposed 1985-86	Actual 1983-84	Estimated 1984-85	Proposed 1985-86
Continuously Vacant Positions Abolished by the State Controller:						
				SALARY RANGE		
Microfilm Techn II	-	1	1	1,222-1,437	-	-
Staff Services Analyst	-	1	1	1,407-2,197	-	-
Motion Picture Specialist	-	1	1	2,197-2,651	-	-
Legis Coordinator	-	1	1	2,778-3,357	-	-
Research & Eval Cons	-	1	1	2,859-3,451	-	-
Special Ed Consultant	-	1	1	2,859-3,451	-	-
Homemaking Ed Adm I	-	1	1	2,995-3,618	-	-

6320 CALIFORNIA ADVISORY COUNCIL ON VOCATIONAL EDUCATION *

				SALARY RANGE		
Exec Secty.....	1	1	1	\$3,708-3,888	\$46,656	\$46,656
Staff Voc Educ Analyst	0.1	-	-	2,360-2,845	-	-
Assoc Voc Educ Analyst	0.9	1	1	2,150-2,591	31,092	31,092
Staff Services Analyst-Gen	1	1	1	1,407-2,197	26,364	26,364
Secty.....	1	1	1	1,236-1,512	17,448	17,448
Office Asst II-Typing	0.1	-	-	1,048-1,367	-	-
Temporary Help	-	0.1	0.1	-	2,000	2,000
TOTALS, AUTHORIZED POSITIONS.....	4.1	4.1	4.1	\$117,110	\$123,560	\$123,560
Regular/Ongoing Positions.....	4.1	4	4	117,110	121,560	121,560
Temporary Help	-	0.1	0.1	-	2,000	2,000

6330 CALIFORNIA OCCUPATIONAL INFORMATION COORDINATING COMMITTEE *

				SALARY RANGE		
Staff Services Mgr II-Supvry	1	1	1	\$2,651-3,200	\$38,400	\$38,400
Office Asst II-Typing	0.7	1	1	1,048-1,367	13,234	13,660
Temporary Help	0.3	-	-	(8,921)	-	-
TOTALS, AUTHORIZED POSITIONS	2	2	2	\$54,322	\$51,634	\$52,060
Regular/Ongoing Positions.....	1.7	2	2	45,401	51,634	52,060
Temporary Help	0.3	-	-	8,921	-	-

6360 COMMISSION OF TEACHER CREDENTIALING *

				SALARY RANGE		
Administration						
C.E.A. III	0.8	1	1	\$3,357-4,464	\$43,764	\$45,891
Exec Secty	1	1	1	4,400	52,800	52,800
C.E.A. II	0.3	-	-	3,052-4,057	-	-
Legis & Info Coordinator	-	1	1	3,407-3,744	34,444	36,085
Consultant-Teacher Preparation	0.5	-	-	2,859-3,451	-	-
Staff Counsel I	1	1	1	2,845-3,440	39,046	40,958
Staff Services Mgr I	1	1	1	2,415-2,913	28,980	30,348
Assoc Govtl Prog Analyst	2	2	2	2,197-2,651	60,272	62,648
Exec Secty II	1	1	1	1,512-1,809	20,688	21,564
Office Services Supvr II-Gen	0.9	1	1	1,358-1,768	18,482	19,212
Personnel Asst II	0.9	1	1	1,481-1,768	21,216	21,216
Exec Secty I	1	1	1	1,389-1,653	19,836	19,836
Office Services Supvr I-Gen	0.1	-	-	1,214-1,551	-	-
Secty	1.1	2	2	1,236-1,512	31,737	32,900
Office Asst II-Typing	2	2	2	1,048-1,367	28,190	28,652
Steno	0.9	-	-	1,029-1,339	-	-
Office Asst II-Gen	2.4	3	3	1,048-1,309	40,297	41,629
Office Asst I-Gen	0.5	-	-	944-1,087	-	-
New Prog Consultant	0.3	-	-	2,859-3,451	-	-
Temporary Help	0.3	0.4	0.4	(3,708)	2,801	2,801
Totals	18	18.4	18.4	\$421,586	\$442,553	\$456,540
Data Collection						
Staff DP Analyst	1	1	1	2,415-2,913	34,956	34,956
Programmer II	0.7	1	1	1,827-2,197	21,924	22,944
Key Data Opr	2.9	3	3	976-1,309	45,868	46,830
Temporary Help	-	-	-	(476)	-	-
Totals	4.6	5	5	\$91,269	\$102,748	\$104,730
Licensing						
C.E.A. I	1	1	1	2,778-3,690	44,280	44,280
Sr Certification Off	1	1	1	2,197-2,651	31,812	31,812
Certification Off III	2.9	2	2	2,002-2,415	57,960	57,960
Certification Off II	9.8	10	10	1,827-2,197	256,200	260,868
Certification Off I	4	4	4	1,407-1,827	82,047	84,284
Office Services Supvr II-Gen	1.1	1	1	1,358-1,768	19,332	19,332
Sr Microfilm Techn	0.9	1	1	1,317-1,557	18,547	18,678
Office Services Supvr I-Typing	1	1	1	1,214-1,551	17,100	17,100

*The Salary Range and the amounts shown in 1984-85 and 1985-86 for this department do not reflect the 1984-85 fiscal year salary increase adjustment. This adjustment is reflected in the departmental Summary by Object of the Governor's Budget.

6360 COMMISSION OF TEACHER CREDENTIALING—Continued

ORGANIZATIONAL UNIT Classification	NUMBER OF POSITIONS			EXPENDITURES		
	Filled 1983-84	Authorized 1984-85	Proposed 1985-86	Actual 1983-84	Estimated 1984-85	Proposed 1985-86
				SALARY RANGE		
Office Techn-Typing	1	-	-	1,214-1,551	-	-
Secty	0.9	1	1	1,236-1,512	17,448	17,448
Microfilm Techn II	1	1	1	1,222-1,437	17,244	17,244
Certification Techn	2.8	3	3	1,214-1,425	49,975	51,184
Office Asst II-Typing	9.6	10	10	1,048-1,367	142,253	144,345
Microfilm Techn I	2.5	2.5	2.5	1,018-1,321	38,856	39,126
Office Asst II-Gen	6.1	5.5	5.5	1,048-1,309	77,133	78,286
Office Asst I-Typing	0.1	1	1	976-1,126	12,156	12,546
Office Asst I-Gen	0.5	-	-	944-1,087	-	-
Temporary Help	2.4	-	-	(26,201)	-	-
Totals	48.6	45	45	\$902,243	\$882,343	\$894,493
Approved Programs						
C.E.A. I	1	1	1	2,778-3,690	38,445	40,306
Consultant - Teacher Preparation	4	4.5	4.5	2,859-3,451	182,802	183,586
Research & Evaluation Consultant	1	2	2	2,859-3,451	78,222	80,010
Secty	0.7	-	-	1,236-1,512	-	-
Steno	2.2	3	3	1,029-1,339	42,180	43,116
Office Asst II-Typing	-	1	1	1,048-1,367	13,479	13,928
Totals	8.9	11.5	11.5	\$276,786	\$355,128	\$360,946
Professional Standards						
C.E.A. I	1	1	1	2,778-3,690	44,280	44,280
Staff Services Analyst-Gen	1	1	1	1,407-2,197	26,364	26,364
Office Services Supvr I-Typing	1	1	1	1,214-1,551	15,610	16,288
Office Asst II-Typing	1.1	1	1	1,048-1,367	14,128	14,568
Steno	1.7	2	2	1,029-1,339	28,395	29,447
Temporary Help	1.5	1	1	(22,598)	21,140	21,140
Totals	7.3	7	7	\$143,623	\$149,917	\$152,087
Planning And Research						
C.E.A. I	1	1	1	2,778-3,690	42,915	44,064
Research & Evaluation Consultant	4.6	3	3	2,859-3,451	115,757	119,373
Consultant - Teacher Preparation	1.4	1	1	2,859-3,451	41,412	41,412
Mgt Services Techn	0.8	1	1	1,177-1,565	17,389	18,141
Office Techn-Typing	0.2	1	1	1,214-1,551	17,100	17,100
Office Techn-Gen	0.8	-	-	1,214-1,551	-	-
Secty	0.9	1	1	1,236-1,512	15,349	16,012
Office Asst II-Typing	0.3	-	-	1,048-1,367	-	-
Steno	1.4	1	1	1,029-1,339	14,292	14,832
Totals	11.4	9	9	\$324,063	\$264,214	\$270,934
TOTALS, AUTHORIZED POSITIONS						
Regular/Ongoing Positions.....	98.8	95.9	95.9	\$2,159,570	\$2,196,903	\$2,239,730
Temporary Help	4.2	1.4	1.4	52,983	23,941	23,941

6420 CALIFORNIA POSTSECONDARY EDUCATION COMMISSION *

Academic Affairs Division	NUMBER OF POSITIONS			EXPENDITURES		
	Filled 1983-84	Authorized 1984-85	Proposed 1985-86	Actual 1983-84	Estimated 1984-85	Proposed 1985-86
				SALARY RANGE		
Assoc Director	1	1	1	\$3,815-4,612	\$55,344	\$55,344
Editor Of Publications	1	1	1	2,197-2,651	31,812	31,812
Office Services Supvr II-Gen	0.3	1	1	1,358-1,768	19,332	19,332
Exec Secty I	1	1	1	1,389-1,653	19,836	19,836
Office Techn-Typing	0.3	1	1	1,214-1,551	17,100	17,100
Mach Opr II-Gen	0.3	1	1	1,177-1,376	16,512	16,512
Office Asst II-Typing	1.2	2	2	1,048-1,367	28,704	29,160
Steno	0.6	-	-	1,029-1,339	-	-
Research Programs & Projects:						
Postsecondary Educ Administrator I ..	4.4	5	5	3,140-3,796	231,768	231,768
Postsecondary Educ Specialist III	6.1	7	7	2,859-3,451	286,611	288,462
Postsecondary Educ Specialist II	2	2	2	2,602-3,140	68,844	70,800
Postsecondary Educ Specialist I	0.4	1	1	2,155-2,602	25,860	27,132
Analytic Studies Division:						
Div Chief	1	1	1	3,618-4,378	52,536	52,536
Office Techn-Gen	0.8	1	1	1,214-1,551	16,974	17,100
Data Base Development:						
Info Systems Supvr	1	1	1	2,651-3,200	37,956	38,400
Assoc Programmer Analyst	1	1	1	2,197-2,651	31,812	31,812
Programmer II	1	1	1	1,827-2,197	23,484	24,600
Programmer I	0.2	1	1	1,407-1,827	17,004	17,734
DP Techn	1.7	1	1	1,198-1,523	16,752	17,466
Information Services:						
Postsecondary Educ Administrator I ..	1	1	1	3,140-3,796	45,552	45,552
Postsecondary Educ Specialist II	0.3	1	1	2,602-3,140	33,741	35,373
Statistical Methods Analyst III	0.4	-	-	2,303-2,778	-	-
Assoc Govtl Prog Analyst	0.8	-	-	2,197-2,651	-	-
Sr Librarian	1	1	1	1,959-2,360	28,320	28,320
Mgt Services Techn	1	1	1	1,177-1,565	18,311	18,780
Office Asst II-Typing	0.5	0.5	0.5	1,048-1,367	6,791	7,020

6420 CALIFORNIA POSTSECONDARY EDUCATION COMMISSION —Continued

ORGANIZATIONAL UNIT Classification	NUMBER OF POSITIONS			EXPENDITURES		
	Filled 1983-84	Authorized 1984-85	Proposed 1985-86	Actual 1983-84	Estimated 1984-85	Proposed 1985-86
Administrative Executive Unit:				SALARY RANGE		
Director	1	1	1	6,103	73,236	73,236
Postsecondary Educ Administrator I ..	1	1	1	3,140-3,796	45,552	45,552
Postsecondary Educ Specialist III	1	1	1	2,859-3,451	35,532	37,245
Legis & Info Director	1	1	1	2,859-3,451	41,412	41,412
Postsecondary Educ Specialist I	0.6	1	1	2,155-2,602	25,860	27,132
Adm Asst I	1	1	1	1,827-2,303	25,473	26,364
Exec Secty I	1	1	1	1,389-1,653	18,534	19,380
Secty	1	1	1	1,236-1,512	15,732	16,404
Word Processing Techn	0.3	1	1	1,048-1,309	15,463	15,708
Staff Services:						
Staff Services Mgr I	1	1	1	2,415-2,913	34,416	34,956
Admin Asst I	0.5	-	-	1,827-2,303	-	-
Acctg Off	1	1	1	1,827-2,197	26,364	26,364
Office Services Supvr II-Gen	0.8	-	-	1,358-1,768	-	-
Personnel Asst II	1	1	1	1,481-1,768	20,790	21,216
Mgt Services Techn	1	1	1	1,177-1,565	18,780	18,780
Office Techn-Typing	1	1	1	1,214-1,551	17,100	17,100
Sr Acct Clk	0.8	-	-	1,214-1,551	-	-
Mach Opr II -Gen	0.8	-	-	1,177-1,376	-	-
Word Processing Techn	0.8	-	-	1,048-1,309	-	-
Commission Stipends	-	-	-	(7,900)	12,000	12,000
Temporary Help	4.7	5	3.5	(61,466)	75,000	34,000
TOTAL, AUTHORIZED POSITIONS.....	51.6	53.5	52	\$1,491,528	\$1,632,200	\$1,608,800
<i>Regular/Ongoing Positions.....</i>	<i>46.9</i>	<i>48.5</i>	<i>48.5</i>	<i>1,430,062</i>	<i>1,557,200</i>	<i>1,574,800</i>
<i>Temporary Help</i>	<i>4.7</i>	<i>5</i>	<i>3.5</i>	<i>61,466</i>	<i>75,000</i>	<i>34,000</i>

University of California

6440 OFFICE OF THE PRESIDENT *

General Administration:						
President's Office:				SALARY RANGE		
President Of The University	0.9	1	1	\$13,750	\$165,000	\$165,000
Exec Secretary Tt President	1	1	1	4,375	52,500	52,500
Exec Asst (functional Area)	1	1	1	3,667-5,542	66,500	66,500
Administrative Assistant III	0.6	1	1	1,549-2,124	24,888	24,888
Secretary III	0.6	1	1	1,365-1,851	18,264	18,264
Secretary I	0.9	1	1	1,084-1,426	14,472	14,472
Exec Asst To The President:						
Exec Asst (functional Area)	0.3	-	-	5,692	-	-
Senior Administrative Analyst	0.8	-	-	1,949-2,947	-	-
Administrative Analyst	0.4	-	-	1,698-2,461	-	-
Administrative Assistant II	0.5	-	-	1,365-1,851	-	-
Personnel Services:						
Director (functional Area)	1	1	1	3,075-9,333	47,500	47,500
Pr Administrative Analyst II	1	1	1	2,461-3,592	42,720	42,720
Principal Personnel Analyst II	0.9	1	1	2,461-3,592	38,856	38,856
Asst Tt Dir Of Personnel	1	1	1	2,322	27,864	27,864
Senior Personnel Analyst	2.4	3	3	1,949-2,947	102,096	102,096
Employment Officer	1	1	1	1,698-2,563	30,756	30,756
Personnel Analyst	1	1	1	1,698-2,461	27,996	27,996
Employment Representative	0.3	0.8	0.8	1,426-2,042	17,366	17,366
Administrative Assistant II	1	1	1	1,365-1,851	21,708	21,708
Assistant II	0.6	-	-	1,365-1,851	-	-
Assistant I	2.6	3	3	1,213-1,620	47,004	47,004
Ofc Of Budget & Space Plng:						
Pr Administrative Analyst II	0.6	1	1	2,461-3,592	42,720	42,720
Senior Budget Analyst	1	1	1	1,949-2,947	29,328	29,328
Managemnt Services Officer I	0.8	1	1	1,698-2,461	25,860	25,860
Administrative Assistant II	0.5	0.5	0.5	1,365-1,851	9,960	9,960
Assistant II	0.2	1	1	1,365-1,851	19,452	19,452
AVP-Administrative Services:						
Asst Vp (functional Area)	0.5	1	1	5,375-6,833	65,200	65,200
Coordinator Of Police Services	-	0.3	0.3	3,839	15,355	15,355
Administrative Assistant II	0.7	1	1	1,365-1,851	21,708	21,708
Administrative Assistant I	0.2	1	1	1,213-1,620	16,164	16,164
S-W Executive Library:						
Librarian - Career Status	0.9	1	1	2,551-3,855	30,612	30,612
Ofc Of Pres Affirm Actn:						
Pr Administrative Analyst I	0.8	1	1	2,190-3,238	36,228	36,228
Administrative Analyst	0.7	1	1	1,698-2,461	29,328	29,328
Assistant I	0.7	1	1	1,213-1,620	19,032	19,032
Management Program:						
Coordinator (functional Area)	0.8	1	1	3,667-5,325	48,800	48,800
Senior Personnel Analyst	0.5	1	1	1,949-2,947	30,048	30,048
Assistant II	0.9	1	1	1,365-1,851	19,452	19,452
S-W Affirmative Action:						
Pr Administrative Analyst I	0.3	-	-	2,190-3,238	-	-

*The Salary Range and the amounts shown in 1984-85 and 1985-86 for this department do not reflect the 1984-85 fiscal year salary increase adjustment. This adjustment is reflected in the departmental Summary by Object of the Governor's Budget.

University of California
6440 OFFICE OF THE PRESIDENT—Continued

ORGANIZATIONAL UNIT Classification	NUMBER OF POSITIONS			EXPENDITURES		
	Filled 1983-84	Authorized 1984-85	Proposed 1985-86	Actual 1983-84	Estimated 1984-85	Proposed 1985-86
				SALARY RANGE		
Administrative Analyst	0.2	-	-	1,698-2,461	-	-
Assistant I	0.3	-	-	1,213-1,620	-	-
Presidents Administrative Func:						
Admin Secty Tt	1	1	1	2,042-2,708	32,500	32,500
Secretary III	0.5	0.5	0.5	1,365-1,851	9,960	9,960
Audit:						
University Auditor	1	1	1	5,158	61,900	61,900
Principal Auditor II	3	3	3	2,461-3,915	139,800	139,800
Principal Auditor I	1.7	2	2	2,190-3,478	79,680	79,680
Senior Auditor	2	2	2	1,949-2,947	67,512	67,512
Auditor	1	1	1	1,698-2,461	28,668	28,668
Asst Administrative Analyst	0.8	0.8	0.8	1,688-2,027	15,192	15,192
Administrative Assistant II	1	1	1	1,365-1,851	19,920	19,920
Pr Word Processing Specialist	1	1	1	1,365-1,940	18,228	18,228
Administrative Assistant I	0.3	0.3	0.3	1,213-1,620	4,041	4,041
EDP Audits:						
Principal Auditor II	-	1	1	2,461-3,915	38,856	38,856
Principal Auditor I	-	1	1	2,190-3,478	39,792	39,792
Academic Vice President:						
Sr Vice Pres-Acad Affr	1	1	1	8,542	102,500	102,500
Assoc Vp-Academic Affairs	1	1	1	5,933	71,200	71,200
Asst Tt Academic Vp	1	1	1	3,107	37,285	37,285
Pr Administrative Analyst I	0.8	1	1	2,190-3,238	38,856	38,856
Administrative Analyst	0.8	1	1	1,698-2,461	29,328	29,328
Administrative Assistant III	1	1	1	1,549-2,124	22,836	22,836
Administrative Assistant II	1	1	1	1,365-1,851	19,920	19,920
Secretary II	-	0.1	0.1	1,213-1,620	1,616	1,616
Senior Typist Clerk (a)	-	1	1	1,084-1,426	14,472	14,472
Office Of Academic Affairs:						
Director (functional Area)	2	2	2	3,075-9,333	103,600	103,600
Pr Administrative Analyst II	1.8	2	2	2,461-3,592	85,440	85,440
Pr Administrative Analyst I	2.4	2	2	2,190-3,238	77,712	77,712
Senior Administrative Analyst	2	2	2	1,949-2,947	66,792	66,792
Administrative Analyst	0.3	0.8	0.8	1,698-2,461	21,996	21,996
Asst Administrative Analyst	1	1	1	1,688-2,027	24,324	24,324
Administrative Assistant II	1	1	1	1,365-1,851	19,920	19,920
Administrative Assistant I	0.9	2	2	1,213-1,620	31,560	31,560
University-Ext Programs:						
Dean (functional Area)	1	1	1	4,167-6,000	53,700	53,700
Administrative Assistant II	1	1	1	1,365-1,851	19,920	19,920
Staff Dir. Educational Relation:						
Director (functional Area)	1	1	1	3,075-9,333	51,400	51,400
Administrative Assistant II	1	1	1	1,365-1,851	19,452	19,452
Secretary II	0.8	1	1	1,213-1,620	17,460	17,460
Senior Clerk	0.1	-	-	1,084-1,426	-	-
Avp-Library Planning:						
Asst Vp (functional Area)	1	1	1	5,375-6,833	78,000	78,000
Coordinator (functional Area)	1	1	1	3,667-5,325	45,600	45,600
Mgt Services Officer II	1	1	1	1,949-2,833	30,984	30,984
Administrative Assistant II	1	1	1	1,365-1,851	19,920	19,920
Uc-csue Group In Math Testing:						
Coordinator-Administrator	0.5	-	-	1,898-4,006	-	-
Administrative Assistant II	0.3	-	-	1,365-1,851	-	-
Library Studies And Research:						
Pr Administrative Analyst II	1	1	1	2,461-3,592	39,792	39,792
Administrative Analyst	1.3	2	2	1,698-2,461	51,036	51,036
Administrative Assistant II	1.5	1.5	1.5	1,365-1,851	29,880	29,880
Vp-Acad&staff Personnel Rel:						
Vp-Acad & Staff Pers Relations	0.2	-	-	6,390	-	-
Pr Administrative Analyst I	0.2	-	-	2,190-3,238	-	-
Managemnt Services Officer I	0.6	-	-	1,698-2,461	-	-
Assistant II	0.6	-	-	1,365-1,851	-	-
Assistant I	0.3	-	-	1,213-1,620	-	-
Academic Personnel:						
Asst Vp (functional Area)	1	1	1	5,375-6,833	67,400	67,400
Coordinator (functional Area)	0.3	-	-	3,667-5,325	-	-
Pr Administrative Analyst I	1.8	3	3	2,190-3,238	108,096	108,096
Senior Administrative Analyst	0.7	0.8	0.8	1,949-2,947	28,291	28,291
Asst Administrative Analyst	1	1	1	1,688-2,027	24,324	24,324
Administrative Assistant III	1.3	1	1	1,549-2,124	24,888	24,888
Principal Clerk	1	1	1	1,213-1,620	17,460	17,460
Administrative Assistant I	0.3	1	1	1,213-1,620	19,032	19,032
Assistant I	1.8	-	-	1,213-1,620	-	-
A&ser-comp & Eco Research:						
Asst Vp (functional Area)	0.4	-	-	5,375-6,833	-	-
Coordinator (functional Area)	1.9	2	2	3,667-5,325	111,672	111,672
Director (functional Area)	1	1	1	3,075-9,333	61,000	61,000
Principal Personnel Analyst II	0.2	-	-	2,461-3,592	-	-
Principal Personnel Analyst I	1.8	3.2	3.2	2,190-3,238	103,295	103,295
Senior Administrative Analyst	0.3	1	1	1,949-2,947	32,184	32,184
Senior Personnel Analyst	2.7	2	2	1,949-2,947	70,728	70,728
Administrative Assistant II	0.3	-	-	1,365-1,851	-	-

University of California
6440 OFFICE OF THE PRESIDENT—Continued

1
2
3
4
5
6
7
8
9
10
11
12
13
14
15
16
17
18
19
20
21
22
23
24
25
26
27
28
29
30
31
32
33
34
35
36
37
38
39
40
41
42
43
44
45
46
47
48
49
50
51
52
53
54
55
56
57
58
59
60
61
62
63
64
65
66
67
68
69
70
71
72
73
74
75
76
77
78
79
80
81
82
83
84
85
86
87
88
89
90
91
92
93
94
95
96
97
98

ORGANIZATIONAL UNIT Classification	NUMBER OF POSITIONS			EXPENDITURES		
	Filled 1983-84	Authorized 1984-85	Proposed 1985-86	Actual 1983-84	Estimated 1984-85	Proposed 1985-86
				SALARY RANGE		
Assistant II	0.9	1	1	1,365-1,851	21,708	21,708
Administrative Assistant I	1.2	2	2	1,213-1,620	33,480	33,480
Assistant I	0.8	-	-	1,213-1,620	-	-
Secretary I	0.1	-	-	1,084-1,426	-	-
Labor Relations:						
Asst Vp (functional Area)	-	1	1	5,375-6,833	75,000	75,000
Coordinator (functional Area)	0.6	1	1	3,667-5,325	60,500	60,500
Manager (functional Area)	0.6	1	1	3,533-5,250	63,000	63,000
Director (functional Area)	0.7	-	-	3,075-9,333	-	-
Principal Personnel Analyst I	0.5	1	1	2,190-3,238	38,856	38,856
Senior Administrative Analyst	0.6	-	-	1,949-2,947	-	-
Senior Personnel Analyst	1.3	1	1	1,949-2,947	30,756	30,756
Administrative Analyst	1.4	1	1	1,698-2,461	24,324	24,324
Administrative Assistant II	0.8	1	1	1,365-1,851	18,264	18,264
Administrative Assistant I	0.9	2	2	1,213-1,620	33,552	33,552
Secretary II	0	1	1	1,213-1,620	19,032	19,032
Avp-Pers Devel & Affirm Action:						
Coordinator (functional Area)	1	1	1	3,667-5,325	50,700	50,700
Pr Administrative Analyst II	0.3	-	-	2,461-3,592	-	-
Senior Statistician	0.3	1	1	2,242-3,316	37,056	37,056
Pr Administrative Analyst I	0.6	1	1	2,190-3,238	35,364	35,364
Senior Administrative Analyst	1.6	-	-	1,949-2,947	-	-
Administrative Analyst	1	1	1	1,698-2,461	29,328	29,328
Administrative Assistant II	0.6	-	-	1,365-1,851	-	-
Administrative Assistant I	1	1	1	1,213-1,620	17,460	17,460
Secretary II	1.1	1	1	1,213-1,620	16,776	16,776
Senior Typist Clerk (a)	0.4	1	1	1,084-1,426	14,472	14,472
Employee Relations:						
Director (functional Area)	0.2	-	-	3,075-9,333	-	-
Principal Personnel Analyst II	1	1	1	2,461-3,592	42,720	42,720
Senior Administrative Analyst	1.7	2	2	1,949-2,947	69,120	69,120
Administrative Analyst	1	1	1	1,698-2,461	29,328	29,328
Secretary II	1	1	1	1,213-1,620	17,856	17,856
A&ser-immediate Office:						
Asst Vp (functional Area)	0.8	1	1	5,375-6,833	64,900	64,900
Administrative Assistant III	0.2	1	1	1,549-2,124	21,708	21,708
Administrative Assistant II	0.1	-	-	1,365-1,851	-	-
Secretary II	0.5	1	1	1,213-1,620	17,460	17,460
Secretary I	0.2	1	1	1,084-1,426	15,000	15,000
A&ser-staff Policy:						
Principal Personnel Analyst II	0.8	1	1	2,461-3,592	42,720	42,720
Senior Personnel Analyst	1.3	1.8	1.8	1,949-2,947	56,692	56,692
Administrative Assistant I	0.8	1	1	1,213-1,620	19,032	19,032
A&ser-trng & Org Dev:						
Principal Personnel Analyst II	0.2	1	1	2,461-3,592	37,056	37,056
Secretary II	-	1	1	1,213-1,620	16,164	16,164
A&ser-staff Affirm. Action:						
Pr Administrative Analyst I	0.8	1	1	2,190-3,238	37,056	37,056
Senior Administrative Analyst	-	1	1	1,949-2,947	29,328	29,328
Secretary II	0.6	1	1	1,213-1,620	17,460	17,460
Asst Pres-Coordination&review:						
Asst Pres (functional Area)	0.3	-	-	6,000	-	-
Coordinator (functional Area)	0.5	1	1	3,667-5,325	46,300	46,300
Director (functional Area)	0.7	1	1	3,075-9,333	50,000	50,000
Senior Administrative Analyst	1	2	2	1,949-2,947	58,656	58,656
Administrative Assistant III	2.8	3	3	1,549-2,124	70,380	70,380
Secretary III	0.2	-	-	1,365-1,851	-	-
Vice President Of The Univ:						
Vice President Of The Univ	0.3	-	-	8,000	-	-
Asst Tt Vp Of The Univ	0.4	-	-	2,026	-	-
Assistant III	0.4	-	-	1,549-2,124	-	-
Administrative Assistant II	0.4	-	-	1,365-1,851	-	-
Mail & Messenger S-w:						
Administrative Assistant II	1	1	1	1,365-1,851	21,708	21,708
Principal Clerk	1	1	1	1,213-1,620	17,460	17,460
Senior Clerk	3.9	4	4	1,084-1,426	62,964	62,964
Correspondence & Ceremonies:						
Director (functional Area)	1	1	1	3,075-9,333	52,300	52,300
Pr Administrative Analyst II	1	1	1	2,461-3,592	42,720	42,720
Administrative Analyst	3	3	3	1,698-2,461	82,980	82,980
Administrative Assistant II	1	1	1	1,365-1,851	18,264	18,264
Principal Typist Clerk	1	1	1	1,213-1,620	19,032	19,032
Administrative Assistant I	1	1	1	1,213-1,620	17,460	17,460
Building Management -- Uh:						
Pr Administrative Analyst I	1	-	-	2,190-3,238	-	-
Mgt Services Officer III	-	1	1	2,190-3,191	37,380	37,380
Managemnt Services Officer I	0.2	-	-	1,698-2,461	-	-
Administrative Assistant III	1	1	1	1,549-2,124	22,836	22,836
Business Services:						
Assistant III	0.7	1	1	1,549-2,124	24,888	24,888
Administrative Assistant II	1.4	1	1	1,365-1,851	19,452	19,452
Administrative Assistant I	0.2	-	-	1,213-1,620	-	-

University of California
6440 OFFICE OF THE PRESIDENT—Continued

1
2
3
4
5
6
7
8
9
10
11
12
13
14
15
16
17
18
19
20
21
22
23
24
25
26
27
28
29
30
31
32
33
34
35
36
37
38
39
40
41
42
43
44
45
46
47
48
49
50
51
52
53
54
55
56
57
58
59
60
61
62
63
64
65
66
67
68
69
70
71
72
73
74
75
76
77
78
79
80
81
82
83
84
85
86
87
88
89
90
91
92
93
94
95
96
97
98

ORGANIZATIONAL UNIT	NUMBER OF POSITIONS			EXPENDITURES			
	Classification	Filed 1983-84	Authorized 1984-85	Proposed 1985-86	Actual 1983-84	Estimated 1984-85	Proposed 1985-86
Laboratory Affairs:							
Special Asst To The President	0.8	1	1	4,833	58,000	58,000	
Administrative Assistant III	1	1	1	1,549-2,124	22,836	22,836	
Administrative Assistant I	1	1	1	1,213-1,620	16,752	16,752	
Sacramento Legis Office:							
Legislative Representative	0.7	-	-	3,746	-	-	
Asst Dir (functional Area)	-	1	1	3,708-4,750	47,500	47,500	
Director (functional Area)	0.5	1	1	3,075-9,333	66,500	66,500	
Senior Administrative Analyst	0.7	-	-	1,949-2,947	-	-	
Administrative Analyst	1	1	1	1,698-2,461	29,328	29,328	
Administrative Assistant III	0.8	1	1	1,549-2,124	24,888	24,888	
Principal Clerk	0.4	0.6	0.6	1,213-1,620	11,039	11,039	
Washington Office:							
Asst Tt Pres (functional Area)	1	1	1	4,358	56,300	56,300	
Sr Public Admtn Analyst	0.5	1	1	1,949-2,947	29,328	29,328	
Public Administration Analyst	0.5	-	-	1,698-2,461	-	-	
Secretary III	1	1	1	1,365-1,851	21,708	21,708	
General Counsel Of The Regents:							
General Counsel Of The Regents	1	1	1	9,583	115,000	115,000	
Chf Assoc Counsel Of The Reg	1	1	1	8,000	96,000	96,000	
Sr Assoc Counsel Of The Reg	2	2	2	5,708-6,500	146,500	146,500	
Assoc Counsel Of The Regents	8	8	8	5,333-6,417	554,500	554,500	
Asst Counsel Of The Regents	18	19	19	4,292-6,167	1,079,000	1,079,000	
Manager (functional Area)	0.9	1	1	3,533-5,250	48,100	48,100	
Pr Administrative Analyst II	1	1	1	2,461-3,592	39,792	39,792	
Mgt Services Officer III	0.2	-	-	2,190-3,191	-	-	
Admin Secty Tt	1	1	1	2,042-2,708	24,504	24,504	
Supervising Legal Secretary	0	1	1	2,027-2,813	32,184	32,184	
Senior Administrative Analyst	2	2	2	1,949-2,947	67,548	67,548	
Mgt Services Officer II	1.2	1	1	1,949-2,833	25,380	25,380	
Administrative Analyst	7.4	8	8	1,698-2,461	221,784	221,784	
Asst Administrative Analyst	1.8	2	2	1,688-2,027	44,580	44,580	
Administrative Assistant III	0.5	-	-	1,549-2,124	-	-	
Senior Legal Secretary	9.8	11	11	1,519-2,444	280,620	280,620	
Assistant II	1.2	2	2	1,365-1,851	43,416	43,416	
Legal Secretary	2.7	3	3	1,335-2,027	63,228	63,228	
Assistant I	2.3	2	2	1,213-1,620	32,940	32,940	
Secretary II	0.7	1	1	1,213-1,620	19,032	19,032	
Senior Clerk	1.4	2	2	1,084-1,426	30,636	30,636	
Clerk	0.5	-	-	975-1,272	-	-	
Secretary Of The Regents:							
Secretary Of The Regents	1	1	1	5,500	66,000	66,000	
Asst Secty Of The Regents	0.6	1	1	3,642	43,700	43,700	
Asst Tt Secty Of The Regents	0.4	-	-	2,105	-	-	
Senior Administrative Analyst	0.1	-	-	1,949-2,947	-	-	
ADP Systems Analyst	1	1	1	1,949-2,833	29,328	29,328	
Administrative Analyst	0.4	1	1	1,698-2,461	26,100	26,100	
Administrative Assistant III	3.2	3	3	1,549-2,124	70,380	70,380	
Administrative Assistant II	0.8	1	1	1,365-1,851	19,032	19,032	
Principal Typist Clerk	0.2	-	-	1,213-1,620	-	-	
Administrative Assistant I	0.6	1	1	1,213-1,620	19,032	19,032	
Treasurer Of The Regents:							
Treasurer Of The Regents	1	1	1	9,583	115,000	115,000	
Assoc Treasurer Of The Regents	1	1	1	8,333	100,000	100,000	
Consultant To The Treasurer	0.5	-	-	7,959	-	-	
Assoc Treasurer-Real Estate	1	1	1	6,250	75,000	75,000	
Asst Treasurer-Finance	1	1	1	5,917	71,000	71,000	
(functl Area) Officer Ungraded	3.7	5	5	5,750-6,833	376,000	376,000	
Asst Treasurer-Real Estate	0.8	1	1	5,208	62,500	62,500	
Financial Officer	1	1	1	3,958	47,500	47,500	
Short Term Investment Officer	0.8	1	1	3,750	45,000	45,000	
(functional Area) Manager	0.8	-	-	3,242-6,292	-	-	
Asst Real Estate Officer	1	1	1	3,000	36,000	36,000	
Asst Financial Officer	0.1	1	1	2,917	35,000	35,000	
Senior Administrative Analyst	1.6	1	1	1,949-2,947	31,428	31,428	
Administrative Assistant IV	0.9	-	-	1,940-2,444	-	-	
Administrative Analyst	2.8	3	3	1,698-2,461	85,368	85,368	
Asst Administrative Analyst	1	1	1	1,688-2,027	24,324	24,324	
Administrative Assistant III	0.8	1	1	1,549-2,124	22,716	22,716	
Assistant III	0.1	1	1	1,549-2,124	19,032	19,032	
Administrative Assistant II	2.7	4	4	1,365-1,851	74,616	74,616	
Assistant II	1.1	-	-	1,365-1,851	-	-	
Principal Clerk	0.9	1	1	1,213-1,620	16,752	16,752	
Senior Typist Clerk (b)	0.2	1	1	1,127-1,488	14,832	14,832	
Vp-Budget And Univ Relations:							
Vp-Budget And Univ Relations	0.8	1	1	7,625	91,500	91,500	
Asst Vp (functional Area)	0.3	-	-	5,375-6,833	-	-	
Special Asst Tt Vice President	0.3	1	1	5,000	60,000	60,000	
Pr Administrative Analyst I	-	1	1	2,190-3,238	35,364	35,364	
Senior Administrative Analyst	1.4	2	2	1,949-2,947	70,728	70,728	
Administrative Assistant II	1	1	1	1,365-1,851	21,708	21,708	
Assistant II	0.1	1	1	1,365-1,851	19,032	19,032	
Secretary II	0.2	1	1	1,213-1,620	15,396	15,396	

University of California
6440 OFFICE OF THE PRESIDENT—Continued

1
2
3
4
5
6
7
8
9
10
11
12
13
14
15
16
17
18
19
20
21
22
23
24
25
26
27
28
29
30
31
32
33
34
35
36
37
38
39
40
41
42
43
44
45
46
47
48
49
50
51
52
53
54
55
56
57
58
59
60
61
62
63
64
65
66
67
68
69
70
71
72
73
74
75
76
77
78
79
80
81
82
83
84
85
86
87
88
89
90
91
92
93
94
95
96
97
98

ORGANIZATIONAL UNIT Classification	NUMBER OF POSITIONS			EXPENDITURES		
	Filled 1983-84	Authorized 1984-85	Proposed 1985-86	Actual 1983-84	Estimated 1984-85	Proposed 1985-86
Budget:				SALARY RANGE		
Asst Vp (functional Area)	0.4	1	1	5,375-6,833	78,200	78,200
Special Asst Tt Vice President	0.3	-	-	5,000	-	-
(functional Area) Specialist	1	1	1	4,300	51,600	51,600
Asst Dir (functional Area)	0.5	2	2	3,708-4,750	86,600	86,600
Assoc Dir (functional Area)	0.4	-	-	3,467-6,683	-	-
Pr Educational Facility Plan	1	1	1	3,238-3,915	46,980	46,980
Director (functional Area)	0.6	-	-	3,075-9,333	-	-
Pr Administrative Analyst II	0.5	-	-	2,461-3,592	-	-
Principal Budget Analyst II	1	1	1	2,461-3,592	42,720	42,720
Principal Budget Analyst I	3	3	3	2,190-3,238	116,568	116,568
Senior Administrative Analyst	2.5	2	2	1,949-2,947	60,084	60,084
Senior Budget Analyst	2	2	2	1,949-2,947	68,340	68,340
Administrative Assistant III	1	1	1	1,549-2,124	24,888	24,888
Administrative Assistant II	1	1	1	1,365-1,851	21,708	21,708
Secretary II	1	1	1	1,213-1,620	17,460	17,460
Facilities Mgmt And Constr:						
Principal Architect	1.9	2	2	3,395-4,106	97,691	97,691
Principal Engineer	1	2	2	3,395-4,106	90,012	90,012
Director (functional Area)	1	1	1	3,075-9,333	57,200	57,200
Senior Planner	1	1	1	2,682-3,238	38,856	38,856
Senior Administrative Analyst	1	1	1	1,949-2,947	35,364	35,364
Administrative Assistant III	0.8	1	1	1,549-2,124	22,419	22,419
Principal Typist Clerk	1	1	1	1,213-1,620	17,460	17,460
Capital Improvements Planning:						
Pr Educational Facility Plan	1	1	1	3,238-3,915	46,980	46,980
Director (functional Area)	1	1	1	3,075-9,333	57,200	57,200
Pr Administrative Analyst II	1	2	2	2,461-3,592	78,084	78,084
Senior Administrative Analyst	2	2	2	1,949-2,947	62,940	62,940
Administrative Assistant III	1	1	1	1,549-2,124	22,836	22,836
Secretary II	1	1	1	1,213-1,620	17,460	17,460
Analysis:						
Director (functional Area)	1	1	1	3,075-9,333	50,000	50,000
Pr Administrative Analyst II	0.5	1	1	2,461-3,592	35,364	35,364
Pr Administrative Analyst I	1	1	1	2,190-3,238	38,856	38,856
Senior Administrative Analyst	1	1	1	1,949-2,947	30,756	30,756
Secretary II	0.9	1	1	1,213-1,620	17,112	17,112
Resource Administration:						
Director (functional Area)	1	1	1	3,075-9,333	52,700	52,700
Principal Budget Analyst II	1	1	1	2,461-3,592	42,720	42,720
Principal Accountant II	1	1	1	2,461-3,592	42,720	42,720
Pr Administrative Analyst I	0.8	1	1	2,190-3,238	37,522	37,522
Senior Budget Analyst	1	1	1	1,949-2,947	35,364	35,364
Senior Accountant	1	1	1	1,949-2,947	35,364	35,364
Administrative Assistant II	1	1	1	1,365-1,851	21,708	21,708
Principal Typist Clerk	1	1	1	1,213-1,620	19,032	19,032
Sr Vp-Administration:						
Sr Vice Pres--Admin	1	1	1	8,542	102,500	102,500
Spec Asst Tt Vp (functl Area)	0.4	1	1	3,767-4,500	41,200	41,200
Coordinator (functional Area)	0.1	-	-	3,667-5,325	-	-
Pr Administrative Analyst II	0.2	-	-	2,461-3,592	-	-
Pr Administrative Analyst I	0.3	1	1	2,190-3,238	34,560	34,560
Senior Administrative Analyst	0.3	-	-	1,949-2,947	-	-
Mgt Services Officer II	0.3	1	1	1,949-2,833	24,504	24,504
Managemnt Services Officer I	0.5	-	-	1,698-2,461	-	-
Administrative Assistant III	1	1	1	1,549-2,124	24,888	24,888
Administrative Assistant II	2.6	3	3	1,365-1,851	61,548	61,548
Assistant II	0.6	1	1	1,365-1,851	19,920	19,920
Principal Clerk	1	2	2	1,213-1,620	33,276	33,276
Assistant I	-	1	1	1,213-1,620	16,164	16,164
Avp-Business Management:						
Asst Vp (functional Area)	1	1	1	5,375-6,833	64,500	64,500
Pr Administrative Analyst II	0.2	-	-	2,461-3,592	-	-
Administrative Assistant II	0.8	1	1	1,365-1,851	19,452	19,452
Contract & Grant Admin:						
Coordinator (functional Area)	1	1	1	3,667-5,325	63,900	63,900
Pr Administrative Analyst II	2.1	3	3	2,461-3,592	123,312	123,312
Pr Administrative Analyst I	0.9	-	-	2,190-3,238	-	-
Senior Administrative Analyst	1	1	1	1,949-2,947	35,364	35,364
Administrative Analyst	0.7	1	1	1,698-2,461	29,328	29,328
Assistant III	1	1	1	1,549-2,124	22,836	22,836
Administrative Assistant II	1	1	1	1,365-1,851	21,708	21,708
Principal Typist Clerk	1	1	1	1,213-1,620	16,752	16,752
Secretary II	0.8	1	1	1,213-1,620	17,460	17,460
Materiel Management:						
(functional Area) Coordinator	1	1	1	3,042-4,242	50,900	50,900
Pr Administrative Analyst II	1	1	1	2,461-3,592	42,720	42,720
Mgt Services Officer II	1.1	1	1	1,949-2,833	29,280	29,280
Assistant III	3.5	3.6	3.6	1,549-2,124	79,066	79,066
Pr Word Processing Specialist	0.6	1	1	1,365-1,940	18,228	18,228
Secretary II	0.9	0.9	0.9	1,213-1,620	14,841	14,841

University of California
6440 OFFICE OF THE PRESIDENT—Continued

1
2
3
4
5
6
7
8
9
10
11
12
13
14
15
16
17
18
19
20
21
22
23
24
25
26
27
28
29
30
31
32
33
34
35
36
37
38
39
40
41
42
43
44
45
46
47
48
49
50
51
52
53
54
55
56
57
58
59
60
61
62
63
64
65
66
67
68
69
70
71
72
73
74
75
76
77
78
79
80
81
82
83
84
85
86
87
88
89
90
91
92
93
94
95
96
97
98

ORGANIZATIONAL UNIT Classification	NUMBER OF POSITIONS			EXPENDITURES		
	Filled 1983-84	Authorized 1984-85	Proposed 1985-86	Actual 1983-84	Estimated 1984-85	Proposed 1985-86
Risk Mgmt & Safety:				SALARY RANGE		
Director (functional Area)	1	1	1	3,075-9,333	68,500	68,500
Pr Administrative Analyst II	2	2	2	2,461-3,592	85,440	85,440
Senior Administrative Analyst	1	1	1	1,949-2,947	35,364	35,364
Administrative Assistant II	0.8	1	1	1,365-1,851	16,752	16,752
Administrative Assistant I	1.4	2	2	1,213-1,620	32,184	32,184
Senior Typist Clerk (b)	-	1	1	1,127-1,488	15,000	15,000
Auxiliary Enterprises:						
Director (functional Area)	1	1	1	3,075-9,333	59,400	59,400
Senior Administrative Analyst	1.8	2	2	1,949-2,947	67,536	67,536
Administrative Assistant II	1.3	1	1	1,365-1,851	19,452	19,452
Secretary II	0.2	-	-	1,213-1,620	-	-
Patent Administration:						
(functional Area) Manager	0.8	1	1	3,242-6,292	51,700	51,700
Patent Advisor III	1.4	2	2	3,238-3,915	88,716	88,716
Director (functional Area)	1	1	1	3,075-9,333	59,500	59,500
Patent Advisor II	2.7	3	3	2,947-3,560	113,160	113,160
Patent Advisor I	2.5	2	2	2,682-3,238	68,412	68,412
Mgt Services Officer II	1.1	1	1	1,949-2,833	28,716	28,716
Administrative Assistant III	0	2	2	1,549-2,124	41,124	41,124
Assistant III	1.6	1	1	1,549-2,124	20,394	20,394
Administrative Assistant II	1.7	1	1	1,365-1,851	18,264	18,264
Assistant II	0.6	3	3	1,365-1,851	55,128	55,128
Principal Clerk	0.8	1	1	1,213-1,620	14,832	14,832
Assistant I	0.8	1	1	1,213-1,620	17,460	17,460
Sr Word Processing Specialist	0.7	-	-	1,213-1,767	-	-
Info Prac & Spec Proj:						
Coordinator (functional Area)	0.7	1	1	3,667-5,325	56,100	56,100
Pr Administrative Analyst II	0.7	1	1	2,461-3,592	42,720	42,720
Senior Administrative Analyst	0.6	1	1	1,949-2,947	29,328	29,328
Administrative Assistant III	0.3	1	1	1,549-2,124	24,888	24,888
Principal Typist Clerk	-	1	1	1,213-1,620	16,164	16,164
Assistant I	-	1	1	1,213-1,620	17,460	17,460
University Controller:						
Associate Vice President	-	1	1	5,875	70,500	70,500
Univ Controller And Chief Acct	1	-	-	4,946	-	-
Coordinator (functional Area)	1	-	-	3,667-5,325	-	-
Manager (functional Area)	1	1	1	3,533-5,250	48,800	48,800
(functional Area) Coordinator	1	-	-	3,042-4,242	-	-
Pr Administrative Analyst II	0.4	0.9	0.9	2,461-3,592	36,666	36,666
Principal Accountant II	1	1	1	2,461-3,592	42,720	42,720
Pr Administrative Analyst I	-	0.1	0.1	2,190-3,238	3,218	3,218
Senior Administrative Analyst	1.7	1	1	1,949-2,947	35,364	35,364
Senior Accountant	1	1	1	1,949-2,947	35,364	35,364
Asst Administrative Analyst	0.3	-	-	1,688-2,027	-	-
Administrative Assistant II	1	1	1	1,365-1,851	19,452	19,452
Principal Typist Clerk	1	1	1	1,213-1,620	17,460	17,460
Secretary II	0.3	-	-	1,213-1,620	-	-
Hospital Accounting:						
Coordinator (functional Area)	-	1	1	3,667-5,325	44,700	44,700
Financial Analysis:						
Director (functional Area)	1	1	1	3,075-9,333	61,700	61,700
Pr Administrative Analyst II	1.8	2	2	2,461-3,592	85,440	85,440
Pr Administrative Analyst I	1.1	1	1	2,190-3,238	33,756	33,756
Senior Administrative Analyst	1.9	2	2	1,949-2,947	62,940	62,940
Administrative Analyst	1.8	2	2	1,698-2,461	51,036	51,036
Secretary II	1	1	1	1,213-1,620	16,272	16,272
Gifts And Endowments:						
(functional Area) Coordinator	1	1	1	3,042-4,242	41,300	41,300
Senior Administrative Analyst	1	1	1	1,949-2,947	32,184	32,184
Administrative Assistant II	1	1	1	1,365-1,851	19,920	19,920
Secretary II	0.3	1	1	1,213-1,620	16,164	16,164
Payroll Coordination:						
(functional Area) Coordinator	-	1	1	3,042-4,242	48,800	48,800
Senior Administrative Analyst	0.3	1.5	1.5	1,949-2,947	45,420	45,420
Secretary II	-	0.5	0.5	1,213-1,620	7,416	7,416
Corporate Accounting:						
Assistant Chief Accountant	1	-	-	3,875	-	-
Director (functional Area)	-	1	1	3,075-9,333	57,300	57,300
Principal Accountant II	2.8	2.8	2.8	2,461-3,592	112,260	112,260
Principal Accountant I	2.4	2	2	2,190-3,238	77,712	77,712
Senior Accountant	1.7	2	2	1,949-2,947	61,512	61,512
Accountant	2.8	2.8	2.8	1,698-2,461	75,662	75,662
Assistant Accountant	1	1	1	1,688-2,027	24,324	24,324
Assistant II	0.8	1	1	1,365-1,851	19,032	19,032
Principal Typist Clerk	2	2	2	1,213-1,620	33,132	33,132
Assistant I	0.1	0.5	0.5	1,213-1,620	7,416	7,416
Affirmative Business Action:						
Pr Administrative Analyst II	0.8	1	1	2,461-3,592	42,720	42,720
University Relations:						
Asst Vp (functional Area)	1	1	1	5,375-6,833	68,900	68,900
(functional Area) Manager	0.9	1	1	3,242-6,292	38,900	38,900
Director (functional Area)	0.5	1	1	3,075-9,333	46,000	46,000
Pr Administrative Analyst II	0.4	-	-	2,461-3,592	-	-

University of California
6440 OFFICE OF THE PRESIDENT—Continued

1
2
3
4
5
6
7
8
9
10
11
12
13
14
15
16
17
18
19
20
21
22
23
24
25
26
27
28
29
30
31
32
33
34
35
36
37
38
39
40
41
42
43
44
45
46
47
48
49
50
51
52
53
54
55
56
57
58
59
60
61
62
63
64
65
66
67
68
69
70
71
72
73
74
75
76
77
78
79
80
81
82
83
84
85
86
87
88
89
90
91
92
93
94
95
96
97
98

ORGANIZATIONAL UNIT Classification	NUMBER OF POSITIONS			EXPENDITURES		
	Filed 1983-84	Authorized 1984-85	Proposed 1985-86	Actual 1983-84	Estimated 1984-85	Proposed 1985-86
				SALARY RANGE		
Sr Public Information Rep	2.2	3	3	2,444-2,947	100,056	100,056
Publications Manager	0.6	1.7	1.7	2,444-2,947	53,141	53,141
Pr Administrative Analyst I	0.8	1.5	1.5	2,190-3,238	56,484	56,484
Senior Artist	0.6	-	-	2,027-2,444	-	-
Senior Administrative Analyst	0.6	1	1	1,949-2,947	35,364	35,364
Writer	1.5	1.5	1.5	1,729-2,074	38,820	38,820
Administrative Analyst	1.2	2.8	2.8	1,698-2,461	71,055	71,055
Artist	0.5	0.6	0.6	1,688-2,027	14,594	14,594
Assistant Editor	1	1.5	1.5	1,586-1,893	32,550	32,550
Administrative Assistant III	0.6	-	-	1,549-2,124	-	-
Assistant III	0.3	-	-	1,549-2,124	-	-
Administrative Assistant II	0.9	0.9	0.9	1,365-1,851	18,881	18,881
Administrative Assistant I	1.5	2.4	2.4	1,213-1,620	41,047	41,047
Sr Word Processing Specialist	0.7	1	1	1,213-1,767	16,164	16,164
Secretary II	0.3	1	1	1,213-1,620	16,776	16,776
Senior Typist Clerk (a)	1.9	2.3	2.3	1,084-1,426	34,878	34,878
Constituency Relations:						
Director (functional Area)	0.1	0.2	0.2	3,075-9,333	11,360	11,360
Pr Administrative Analyst I	0.5	0.5	0.5	2,190-3,238	19,428	19,428
Administrative Assistant II	0.1	0.1	0.1	1,365-1,851	1,867	1,867
Administrative Assistant I	0.5	0.6	0.6	1,213-1,620	9,269	9,269
Senior Typist Clerk (a)	0.2	0.2	0.2	1,084-1,426	2,688	2,688
Vp-Health Affairs:						
Vp-Health Affrs	1	1	1	7,625	91,500	91,500
Health Affairs Specialist	1	1	1	4,458	53,500	53,500
Coordinator (functional Area)	1	1	1	3,667-5,325	63,900	63,900
Pr Administrative Analyst I	1	-	-	2,190-3,238	-	-
Principal Budget Analyst I	-	1	1	2,190-3,238	32,184	32,184
Senior Administrative Analyst	1.3	2.2	2.2	1,949-2,947	74,621	74,621
Administrative Assistant II	1	1	1	1,365-1,851	21,708	21,708
Assistant II	0.8	1	1	1,365-1,851	18,264	18,264
Administrative Assistant I	1	1	1	1,213-1,620	16,752	16,752
Univ-Wide Task Force On Aids:						
Administrative Assistant II	0.4	-	-	1,365-1,851	-	-
Exec Rec/Pres Comm/Mail & Messenger:						
Coordinator (functional Area)	0.1	-	-	3,667-5,325	-	-
Manager (functional Area)	1.1	-	-	3,533-5,250	-	-
Director (functional Area)	0.5	-	-	3,075-9,333	-	-
Pr Administrative Analyst II	2.7	-	-	2,461-3,592	-	-
Principal Personnel Analyst II	0.5	-	-	2,461-3,592	-	-
Pr Administrative Analyst I	2	-	-	2,190-3,238	-	-
Principal Accountant I	1	-	-	2,190-3,238	-	-
Principal Personnel Analyst I	0.8	-	-	2,190-3,238	-	-
Sr Publications Coordinator	0.7	-	-	1,982-2,389	-	-
Senior Administrative Analyst	6.7	-	-	1,949-2,947	-	-
Mgt Services Officer II	2.1	1	1	1,949-2,833	24,504	24,504
Senior Accountant	0.4	-	-	1,949-2,947	-	-
Administrative Analyst	6.1	2	2	1,698-2,461	50,976	50,976
Managemnt Services Officer I	0.1	-	-	1,698-2,461	-	-
Accountant	6	-	-	1,698-2,461	-	-
Personnel Analyst	0.2	-	-	1,698-2,461	-	-
Office Supervisor II	0.8	-	-	1,688-2,124	-	-
Asst Administrative Analyst	0.3	-	-	1,688-2,027	-	-
Administrative Assistant III	0.6	1	1	1,549-2,124	20,748	20,748
Assistant III	0.3	-	-	1,549-2,124	-	-
Office Supervisor I	0.7	-	-	1,488-1,851	-	-
Sr Data Proc Prod Coordinator	0.4	-	-	1,396-1,809	-	-
Administrative Assistant II	4.7	3	3	1,365-1,851	61,176	61,176
Assistant II	6.7	1	1	1,365-1,851	18,264	18,264
Data Proc Prod Coordinator	0.1	-	-	1,236-1,586	-	-
Principal Clerk	3.5	-	-	1,213-1,620	-	-
Principal Typist Clerk	1.8	-	-	1,213-1,620	-	-
Administrative Assistant I	1.2	-	-	1,213-1,620	-	-
Assistant I	8.9	3	3	1,213-1,620	52,416	52,416
Secretary II	0.4	-	-	1,213-1,620	-	-
Senior Clerk	9.3	3	3	1,084-1,426	44,424	44,424
Senior Typist Clerk (a)	1.3	-	-	1,084-1,426	-	-
General Assistance	24.2	6	6	(635,472)	38,340	38,340
Totals, General Administration	523.4	500.6	500.6	\$15,915,055	\$17,351,886	\$17,351,886
Totals, Office of the President	523.4	500.6	500.6	\$15,915,055	\$17,351,886	\$17,351,886

University of California
6440 BERKELEY CAMPUS *

ORGANIZATIONAL UNIT Classification	NUMBER OF POSITIONS			EXPENDITURES		
	Filled 1983-84	Authorized 1984-85	Proposed 1985-86	Actual 1983-84	Estimated 1984-85	Proposed 1985-86
General Administration						
Chancellors Office:						
				SALARY RANGE		
Chancellor	1	1	1	\$8,708	\$104,500	\$104,500
Vice Chan (restricted Use)	1	1	1	6,667-7,917	80,000	80,000
Provost (functional Area)	2.6	2	2	6,667-6,917	140,000	140,000
Staff Asst For Planning	2	2	2	4,567	98,800	98,800
Asst Chan (functional Area)q	4	4	4	4,167-6,458	225,500	225,500
Pr Administrative Analyst II	1.5	1	1	2,461-3,592	39,792	39,792
Principal Budget Analyst II	2.2	3	3	2,461-3,592	122,496	122,496
Mgt Services Officer IV	0.9	1	1	2,461-3,592	40,668	40,668
Associate Specialist	0.4	-	-	2,268-2,732	-	-
Senior Statistician	1	1	1	2,242-3,316	39,792	39,792
Faculty Asst Tt Vice Chanc	0.1	-	-	2,158-5,467	-	-
Admin Secty Tt	0.9	1	1	2,042-2,708	27,505	27,505
Senior Administrative Analyst	1.5	2	2	1,949-2,947	64,692	64,692
Senior Budget Analyst	0.8	-	-	1,949-2,947	-	-
Administrative Analyst	4	4	4	1,698-2,461	115,980	115,980
Budget Analyst	1.4	2	2	1,698-2,461	53,652	53,652
Managemnt Services Officer I	0.1	-	-	1,698-2,461	-	-
Asst Administrative Analyst	1	1	1	1,688-2,027	24,324	24,324
Assistant Budget Analyst	-	1	1	1,688-2,027	22,716	22,716
Administrative Assistant III	3.3	2.5	2.5	1,549-2,124	57,090	57,090
Assistant III	1	1	1	1,549-2,124	23,784	23,784
Administrative Assistant II	3.9	4	4	1,365-1,851	83,580	83,580
Assistant II	3.6	3	3	1,365-1,851	58,200	58,200
Secretary III	1.2	1	1	1,365-1,851	17,832	17,832
Principal Clerk	2	2.5	2.5	1,213-1,620	41,358	41,358
Administrative Assistant I	1	1	1	1,213-1,620	16,380	16,380
Secretary II	0.2	1	1	1,213-1,620	17,112	17,112
Senior Clerk	1	1	1	1,084-1,426	15,096	15,096
Senior Typist Clerk (a)	0.9	1	1	1,084-1,426	14,472	14,472
Clerk	-	1.3	1.3	975-1,272	16,215	16,215
Administrative Stipend	-	-	-	0	20,400	20,400
Chan Ofc-Academic Affir Action:						
Faculty Asst Tt Vice Chanc	1.4	1.3	1.3	2,158-5,467	76,525	76,525
Administrative Stipend	-	-	-	0	7,200	7,200
Secretary III	1	1	1	1,365-1,851	19,920	19,920
Chan Ofc-Acad Affir Act-Sch & C:						
Administrative Analyst	1	1	1	1,698-2,461	29,328	29,328
Vice Chan Research:						
Vice Chan (functional Area)	0.8	0.8	0.8	5,333-7,625	54,560	54,560
Mgt Services Officer IV	1	1	1	2,461-3,592	42,060	42,060
Faculty Asst Tt Vice Chanc	0.4	0.5	0.5	2,158-5,467	32,800	32,800
Senior Administrative Analyst	1	1	1	1,949-2,947	35,364	35,364
Administrative Assistant III	0.4	1	1	1,549-2,124	22,716	22,716
Assistant III	0.5	-	-	1,549-2,124	-	-
Sr Word Processing Specialist	0.6	-	-	1,213-1,767	-	-
Secretary II	0.5	2	2	1,213-1,620	29,664	29,664
Administrative Stipend	-	-	-	0	3,000	3,000
Chan Ofc-Dir Computing Affairs:						
Asst Tt Dir (functional Area)	1	1	1	4,292	46,900	46,900
Asst Vice Chan (functl Area)	-	1	1	3,725-6,458	63,000	63,000
Director (functional Area)	3.4	3	3	3,075-9,333	163,200	163,200
Computer Systems Designer	1	1	1	2,833-4,515	52,908	52,908
Pr ADP Systems Analyst	1.6	2	2	2,581-3,915	85,836	85,836
Pr Administrative Analyst I	1	1	1	2,190-3,238	38,856	38,856
Asst Administrative Analyst	0.7	1	1	1,688-2,027	20,256	20,256
Principal Clerk	1	1	1	1,213-1,620	17,460	17,460
Administrative Assistant I	1	1	1	1,213-1,620	17,112	17,112
Secretary II	0.8	2	2	1,213-1,620	32,328	32,328
Campus Planning Office:						
Coordinator (functional Area)	1	1	1	3,667-5,325	48,900	48,900
Senior Architect	1	1	1	3,088-3,733	44,796	44,796
Sr Educational Facility Plan	1	1	1	2,461-3,592	42,720	42,720
Faculty Asst Tt Vice Chanc	1	1	1	2,158-5,467	60,612	60,612
Administrative Analyst	1	1	1	1,698-2,461	29,328	29,328
Assistant III	0.5	1	1	1,549-2,124	19,920	19,920
Administrative Assistant II	0.2	1	1	1,365-1,851	19,920	19,920
Vice Chan Bus & Admin Services:						
Vice Chan (functional Area)	1	1	1	5,333-7,625	75,000	75,000
(functional Area) Coordinator	1	1	1	3,042-4,242	38,000	38,000
Administrative Analyst	0.6	1	1	1,698-2,461	29,328	29,328
Administrative Assistant III	0.5	1	1	1,549-2,124	22,716	22,716
Secretary III	0.5	-	-	1,365-1,851	-	-
Business Services Office:						
Pr Administrative Analyst I	1	-	-	2,190-3,238	-	-
Administrative Analyst	2	-	-	1,698-2,461	-	-
Administrative Assistant II	1	-	-	1,365-1,851	-	-
Management Analysis Group:						
Pr Administrative Analyst II	1	1	1	2,461-3,592	42,720	42,720
Pr Administrative Analyst I	1	1	1	2,190-3,238	38,856	38,856
Senior Administrative Analyst	0.3	1	1	1,949-2,947	30,756	30,756

*The Salary Range and the amounts shown in 1984-85 and 1985-86 for this department do not reflect the 1984-85 fiscal year salary increase adjustment. This adjustment is reflected in the departmental Summary by Object of the Governor's Budget.

University of California
6440 BERKELEY CAMPUS—Continued

1
2
3
4
5
6
7
8
9
10
11
12
13
14
15
16
17
18
19
20
21
22
23
24
25
26
27
28
29
30
31
32
33
34
35
36
37
38
39
40
41
42
43
44
45
46
47
48
49
50
51
52
53
54
55
56
57
58
59
60
61
62
63
64
65
66
67
68
69
70
71
72
73
74
75
76
77
78
79
80
81
82
83
84
85
86
87
88
89
90
91
92
93
94
95
96
97
98

ORGANIZATIONAL UNIT Classification	NUMBER OF POSITIONS			EXPENDITURES		
	Filed 1983-84	Authorized 1984-85	Proposed 1985-86	Actual 1983-84	Estimated 1984-85	Proposed 1985-86
				SALARY RANGE		
Senior Budget Analyst	0.8	1	1	1,949-2,947	31,428	31,428
Administrative Analyst	0.8	0.8	0.8	1,698-2,461	23,462	23,462
Budget Analyst	0.3	-	-	1,698-2,461	-	-
Secretary I	0.9	1	1	1,084-1,426	15,396	15,396
Accounting Office:						
Assoc (functl Area) Officer	0.9	1	1	3,925-4,333	52,000	52,000
Asst Vice Chan (functl Area)	1.3	1	1	3,725-6,458	55,000	55,000
Pr ADP Systems Analyst	1	1	1	2,581-3,915	46,980	46,980
Mgt Services Officer IV	1	1	1	2,461-3,592	43,104	43,104
Principal Accountant II	2	1	1	2,461-3,592	42,720	42,720
Senior ADP Systems Analyst	0.8	1	1	2,242-3,316	39,792	39,792
Principal Accountant I	1.5	4	4	2,190-3,238	148,752	148,752
Senior Administrative Analyst	1.3	1	1	1,949-2,947	33,756	33,756
Senior Accountant	2.7	3	3	1,949-2,947	105,288	105,288
Administrative Analyst	7.5	8	8	1,698-2,461	228,120	228,120
Accountant	3	3	3	1,698-2,461	85,368	85,368
Asst Administrative Analyst	2.6	3	3	1,688-2,027	68,364	68,364
Administrative Assistant III	1	1	1	1,549-2,124	24,888	24,888
Assistant III	12.1	13	13	1,549-2,124	310,572	310,572
Administrative Assistant II	1	1	1	1,365-1,851	21,708	21,708
Assistant II	13.9	15	15	1,365-1,851	288,564	288,564
Principal Clerk	0.8	1	1	1,213-1,620	15,396	15,396
Principal Typist Clerk	1	1	1	1,213-1,620	17,460	17,460
Assistant I	35.1	38.5	38.5	1,213-1,620	640,515	640,515
Secretary II	0.6	-	-	1,213-1,620	-	-
Senior Clerk	4.9	5	5	1,084-1,426	69,972	69,972
Acctg Ofc-Fed Contracts-grants:						
Mgt Services Officer IV	1	1	1	2,461-3,592	43,104	43,104
Senior Administrative Analyst	1.1	-	-	1,949-2,947	-	-
Senior Accountant	1	2	2	1,949-2,947	64,692	64,692
Accountant	1	1	1	1,698-2,461	25,488	25,488
Assistant III	2.3	3	3	1,549-2,124	64,704	64,704
Assistant II	10.7	10	10	1,365-1,851	196,740	196,740
Assistant I	3.8	4	4	1,213-1,620	65,628	65,628
Internal Audit Office:						
Director (functional Area)	-	1	1	3,075-9,333	45,000	45,000
Pr ADP Systems Analyst	1	1	1	2,581-3,915	44,796	44,796
Principal Auditor II	1	1	1	2,461-3,915	46,980	46,980
Principal Auditor I	2	3	3	2,190-3,478	116,736	116,736
Senior Auditor	1.6	1	1	1,949-2,947	35,364	35,364
Secretary II	1	1	1	1,213-1,620	15,396	15,396
Architects & Engineers:						
Principal Architect	-	1	1	3,395-4,106	49,272	49,272
Senior Architect	1	2.8	2.8	3,088-3,733	125,429	125,429
Asst Physical Plant Adm	-	1	1	3,088-3,915	44,796	44,796
Senior Engineer	1	1	1	2,947-3,560	42,720	42,720
Associate Architect	-	3	3	2,682-3,238	116,568	116,568
Senior Construction Inspector	-	1	1	2,682-3,238	38,856	38,856
Senior Landscape Architect	-	1	1	2,682-3,238	37,944	37,944
Principal Architectural Assoc	-	2	2	2,444-2,947	69,924	69,924
Assoc Construction Inspector	-	2	2	2,444-2,947	70,728	70,728
Senior Architectural Associate	-	1	1	2,124-2,563	30,756	30,756
Architectural Associate	-	1	1	1,940-2,226	26,712	26,712
Administrative Analyst	-	1	1	1,698-2,461	27,996	27,996
Secretary III	-	1	1	1,365-1,851	19,920	19,920
Administrative Assistant I	-	1	1	1,213-1,620	17,460	17,460
Word Processing Specialist	-	1	1	1,127-1,554	14,268	14,268
Building Program Clearing Acct:						
Senior Architect	1.8	-	-	3,088-3,733	-	-
Associate Architect	3.8	-	-	2,682-3,238	-	-
Senior Construction Inspector	1	-	-	2,682-3,238	-	-
Senior Landscape Architect	1	-	-	2,682-3,238	-	-
Principal Architectural Assoc	1.3	-	-	2,444-2,947	-	-
Assoc Construction Inspector	2	-	-	2,444-2,947	-	-
Administrative Analyst	1	-	-	1,698-2,461	-	-
Assistant II	1	-	-	1,365-1,851	-	-
Secretary III	1	-	-	1,365-1,851	-	-
Principal Clerk	1	-	-	1,213-1,620	-	-
Administrative Assistant I	0.5	-	-	1,213-1,620	-	-
Secretary II	0.3	-	-	1,213-1,620	-	-
Senior Typist Clerk (b)	0.2	-	-	1,127-1,488	-	-
Budget Committee:						
Senior Administrative Analyst	1	1	1	1,949-2,947	34,560	34,560
Administrative Analyst	1	1	1	1,698-2,461	27,996	27,996
Assistant III	1	1	1	1,549-2,124	21,360	21,360
Administrative Assistant II	1	1	1	1,365-1,851	17,460	17,460
Word Processing Specialist	0.8	1	1	1,127-1,554	14,268	14,268
Cashier:						
Administrative Assistant III	2	2	2	1,549-2,124	47,496	47,496
Supervising Cashier	1	1	1	1,488-1,851	21,708	21,708
Senior Cashier	1.7	2	2	1,213-1,620	33,480	33,480
Principal Clerk	1.8	2	2	1,213-1,620	32,508	32,508

University of California
6440 BERKELEY CAMPUS—Continued

1
2
3
4
5
6
7
8
9
10
11
12
13
14
15
16
17
18
19
20
21
22
23
24
25
26
27
28
29
30
31
32
33
34
35
36
37
38
39
40
41
42
43
44
45
46
47
48
49
50
51
52
53
54
55
56
57
58
59
60
61
62
63
64
65
66
67
68
69
70
71
72
73
74
75
76
77
78
79
80
81
82
83
84
85
86
87
88
89
90
91
92
93
94
95
96
97
98

ORGANIZATIONAL UNIT Classification	NUMBER OF POSITIONS			EXPENDITURES		
	Filled 1983-84	Authorized 1984-85	Proposed 1985-86	Actual 1983-84	Estimated 1984-85	Proposed 1985-86
				SALARY RANGE		
Cashier	4.3	5	5	1,084-1,426	74,928	74,928
Senior Clerk	-	1	1	1,084-1,426	14,472	14,472
Equipment Management:						
(functional Area) Manager	-	0.3	0.3	3,833-5,250	12,050	12,050
Mgt Services Officer II	-	0.3	0.3	1,949-2,833	7,053	7,053
Managemnt Services Officer I	-	1	1	1,698-2,461	21,360	21,360
Administrative Assistant II	1	0.8	0.8	1,365-1,851	17,366	17,366
Assistant II	1	1	1	1,365-1,851	19,920	19,920
Principal Clerk	5	5.2	5.2	1,213-1,620	84,096	84,096
Senior Clerk	0.9	0.5	0.5	1,084-1,426	7,236	7,236
Loan Collections Office:						
Senior Collections Rep	1	1	1	1,698-2,333	25,488	25,488
Administrative Analyst	1	-	-	1,698-2,461	-	-
Administrative Assistant III	0.8	1	1	1,549-2,124	20,748	20,748
Collections Representative	2.9	4	4	1,426-1,940	78,552	78,552
Assistant II	1	1	1	1,365-1,851	19,920	19,920
Principal Clerk	0	1	1	1,213-1,620	16,164	16,164
Assistant I	2.5	3	3	1,213-1,620	50,616	50,616
Purchasing:						
(functional Area) Manager	1	0.3	0.3	3,833-5,250	12,050	12,050
Pr Administrative Analyst II	0.3	-	-	2,461-3,592	-	-
Mgt Services Officer IV	0.7	1	1	2,461-3,592	36,972	36,972
Buyer IV	1	2	2	2,190-3,238	74,220	74,220
Buyer III	4.7	5	5	1,949-2,947	153,924	153,924
Buyer II	3.6	4	4	1,698-2,461	104,460	104,460
Administrative Assistant III	1	1	1	1,549-2,124	22,836	22,836
Assistant III	1	1	1	1,549-2,124	23,784	23,784
Administrative Assistant II	1	1	1	1,365-1,851	19,920	19,920
Assistant II	6	5.8	5.8	1,365-1,851	110,834	110,834
Principal Clerk	1	1	1	1,213-1,620	17,460	17,460
Assistant I	2.3	3	3	1,213-1,620	50,232	50,232
Senior Typist Clerk (a)	2.3	2.5	2.5	1,084-1,426	35,238	35,238
Sponsored Projects Office:						
Manager (functional Area)	1	1	1	3,533-5,250	40,000	40,000
Pr Administrative Analyst II	1	1	1	2,461-3,592	42,720	42,720
Senior Administrative Analyst	2	2	2	1,949-2,947	66,792	66,792
Administrative Analyst	2	2	2	1,698-2,461	57,324	57,324
Assistant III	1.3	2	2	1,549-2,124	42,108	42,108
Administrative Assistant II	1	1	1	1,365-1,851	19,920	19,920
Assistant II	0.7	-	-	1,365-1,851	-	-
Assistant I	4.5	5	5	1,213-1,620	82,152	82,152
Senior Clerk	1.5	1.5	1.5	1,084-1,426	22,332	22,332
Senior Typist Clerk (a)	0.5	0.5	0.5	1,084-1,426	7,698	7,698
Comm. For Prot. Of Animal Subje:						
Coordinator--Administrator	-	1	1	1,898-4,006	22,770	22,770
Administrative Analyst	0.5	1	1	1,698-2,461	26,712	26,712
Comm For Protection Of Human Su:						
Coordinator--Administrator	0.6	0.5	0.5	1,898-4,006	24,036	24,036
Pr Administrative Analyst I	1	1	1	2,190-3,238	38,856	38,856
Administrative Assistant II	1	1	1	1,365-1,851	19,920	19,920
Principal Clerk	-	1	1	1,213-1,620	16,164	16,164
Miscellaneous Expense:						
Assistant III	0.3	-	-	1,549-2,124	-	-
Office Of Institutional Res:						
Pr Administrative Analyst II	0.8	1	1	2,461-3,592	41,249	41,249
Senior Programmer	1	1	1	2,242-3,316	39,792	39,792
Programmer	1	1	1	1,949-2,833	32,976	32,976
Senior Administrative Analyst	2	2	2	1,949-2,947	70,728	70,728
Administrative Analyst	0.5	1	1	1,698-2,461	26,100	26,100
Administrative Assistant III	1	1	1	1,549-2,124	24,324	24,324
Principal Clerk	-	1	1	1,213-1,620	16,164	16,164
Secretary II	1	1	1	1,213-1,620	17,460	17,460
Senior Typist Clerk (a)	0.9	1	1	1,084-1,426	15,396	15,396
Personnel Office:						
Asst Vice Chan (functl Area)	1	1	1	3,725-6,458	55,000	55,000
Manager (functional Area)	3	3	3	3,533-5,250	139,000	139,000
Principal Personnel Analyst II	1	1	1	2,461-3,592	38,856	38,856
Principal Personnel Analyst I	4.8	5.5	5.5	2,190-3,238	204,996	204,996
Assistant Engineer	0.1	-	-	2,124-2,563	-	-
Senior Editor	1	1	1	1,982-2,389	28,668	28,668
Senior Personnel Analyst	4.3	7	7	1,949-2,947	216,156	216,156
Program Representative II	1	1	1	1,729-2,074	24,888	24,888
Personnel Analyst	7	3.8	3.8	1,698-2,461	100,941	100,941
Assistant Personnel Analyst	0.3	-	-	1,688-2,027	-	-
Sr Employment Representative	3	3	3	1,621-2,351	82,704	82,704
Asst Employment Representative	1	-	-	1,620-1,851	-	-
Administrative Assistant III	1.9	2	2	1,549-2,124	48,672	48,672
Assistant III	2	2	2	1,549-2,124	49,776	49,776
Employment Representative	0.1	2	2	1,426-2,042	40,512	40,512
Administrative Assistant II	1.3	1	1	1,365-1,851	21,708	21,708
Assistant II	1.8	2	2	1,365-1,851	42,456	42,456
Pr Word Processing Specialist	0.1	1	1	1,365-1,940	19,032	19,032

University of California
6440 BERKELEY CAMPUS—Continued

1
2
3
4
5
6
7
8
9
10
11
12
13
14
15
16
17
18
19
20
21
22
23
24
25
26
27
28
29
30
31
32
33
34
35
36
37
38
39
40
41
42
43
44
45
46
47
48
49
50
51
52
53
54
55
56
57
58
59
60
61
62
63
64
65
66
67
68
69
70
71
72
73
74
75
76
77
78
79
80
81
82
83
84
85
86
87
88
89
90
91
92
93
94
95
96
97
98

ORGANIZATIONAL UNIT Classification	NUMBER OF POSITIONS			EXPENDITURES		
	Filled 1983-84	Authorized 1984-85	Proposed 1985-86	Actual 1983-84	Estimated 1984-85	Proposed 1985-86
				SALARY RANGE		
Principal Clerk	2	2	2	1,213-1,620	33,660	33,660
Assistant I	5.3	6	6	1,213-1,620	109,212	109,212
Sr Word Processing Specialist	1.7	1	1	1,213-1,767	14,832	14,832
Secretary II	2	2	2	1,213-1,620	37,296	37,296
Senior Clerk	2.1	2	2	1,084-1,426	32,328	32,328
Senior Typist Clerk (a)	1.3	1	1	1,084-1,426	15,396	15,396
Affirmative Action Ofc:						
Vocational REHAB Counselor	0.2	-	-	1,953-2,619	-	-
Senior Personnel Analyst	0.1	0.6	0.6	1,949-2,947	18,540	18,540
Administrative Analyst	1	1	1	1,698-2,461	24,324	24,324
Personnel Analyst	0.9	-	-	1,698-2,461	-	-
Sr Employment Representative	1	-	-	1,621-2,351	-	-
Employment Representative	1.3	1	1	1,426-2,042	20,256	20,256
Assistant I	1	-	-	1,213-1,620	-	-
Senior Typist Clerk (a)	2	1	1	1,084-1,426	16,776	16,776
General Assistance	114.8	64.6	64.6	(2,590,376)	1,217,121	1,217,121
Totals, General Administration	481.5	455.7	455.7	\$11,786,195	\$11,772,617	\$11,772,617
Instruction And Departmental Research						
General Campus:						
Academic	2,407.6	2,263.8	2,263.8	(77,187,619)	90,651,393	90,651,393
Staff	894.3	992.9	992.9	(18,628,202)	22,389,146	22,389,146
General Assistance	309.3	122.4	122.4	(5,180,657)	2,204,479	2,204,479
Health Sciences:						
Academic	88	106.2	106.2	(3,032,256)	4,043,655	4,043,655
Staff Personnel:						
Staff	39.6	47.1	47.1	(729,526)	932,821	932,821
General Assistance	35.7	4.1	4.1	(770,200)	103,189	103,189
Totals, Instruction and Departmental Reserach	3,774.5	3,536.5	3,536.5	\$105,528,460	\$120,324,683	\$120,324,683
Summer Session						
Academic & Staff	5.2	5.8	5.8	(127,823)	148,338	148,338
General Assistance	176.8	169.9	169.9	(1,487,490)	1,431,195	1,431,195
Totals, Summer Session	182	175.7	175.7	\$1,615,313	\$1,579,533	\$1,579,533
Organized Activities-Other						
Academic	15.6	27.5	27.5	(556,331)	970,716	970,716
Staff	47.7	145.7	145.7	(1,042,731)	3,705,265	3,705,265
General Assistance	65.4	17.5	17.5	(1,975,600)	883,901	883,901
Totals, Organized Activities-Other	128.7	190.7	190.7	\$3,574,662	\$5,559,882	\$5,559,882
Organized Research						
General Campus:						
Academic	214.2	256.1	256.1	(7,912,445)	10,189,309	10,189,309
Staff	262.4	289.8	289.8	(5,640,217)	6,777,166	6,777,166
General Assistance	154.4	131.9	131.9	(5,675,888)	1,759,480	1,759,480
Health Sciences:						
Academic	4	4	4	(133,877)	133,288	133,288
General Assistance	2.7	0.9	0.9	(46,108)	8,955	8,955
Totals, Organized Research	637.7	682.7	682.7	\$19,408,535	\$18,868,198	\$18,868,198
Libraries						
Academic & Staff	385.9	423.8	423.8	(8,802,227)	10,719,233	10,719,233
General Assistance	143.8	100.9	100.9	(2,513,468)	1,341,391	1,341,391
Totals, Libraries	529.7	524.7	524.7	\$11,315,695	\$12,060,624	\$12,060,624
University Extension						
Academic & Staff	116.5	118	118	(2,332,432)	2,632,742	2,632,742
General Assistance	92	71.2	71.2	(2,175,051)	1,920,879	1,920,879
Totals, University Extension	208.5	189.2	189.2	\$4,507,483	\$4,553,621	\$4,553,621
Extension And Public Service						
Academic & Staff	52.9	69.1	69.1	(1,090,640)	1,618,341	1,618,341
General Assistance	99.9	91.7	91.7	(2,409,896)	1,895,134	1,895,134
Totals, Extension and Public Service	152.8	160.8	160.8	\$3,500,536	\$3,513,475	\$3,513,475

University of California
6440 BERKELEY CAMPUS—Continued

ORGANIZATIONAL UNIT Classification	NUMBER OF POSITIONS			EXPENDITURES		
	Filled 1983-84	Authorized 1984-85	Proposed 1985-86	Actual 1983-84	Estimated 1984-85	Proposed 1985-86
Maintenance And Operation Of Plant				SALARY RANGE		
Academic & Staff	45.7	79.3	79.3	(1,029,608)	2,128,490	2,128,490
General Assistance	570.5	484.5	484.5	(10,632,505)	10,553,609	10,553,609
Totals, Maintenance and Opera- tion of Plant	616.2	563.8	563.8	\$11,662,113	\$12,682,099	\$12,682,099
Student Services						
Academic & Staff	548.3	596.6	596.6	(12,396,677)	14,682,858	14,682,858
General Assistance	165.5	130	130	(3,453,408)	2,409,813	2,409,813
Totals, Student Services	716.8	726.6	726.6	\$15,850,085	\$17,092,671	\$17,092,671
Institutional Services & General Expense						
Academic & Staff	483.8	431.1	431.1	(11,125,080)	10,933,235	10,933,235
General Assistance	150.4	99.1	99.1	(3,580,430)	3,336,852	3,336,852
Totals, Institutional Services & General Expense	634.2	530.2	530.2	\$14,705,510	\$14,270,087	\$14,270,087
Auxiliary Enterprises						
Academic & Staff	151.1	180	180	(3,885,398)	4,382,841	4,382,841
General Assistance	273	267.2	267.2	(4,253,389)	3,919,081	3,919,081
Totals, Auxiliary Enterprises	424.1	447.2	447.2	\$8,138,783	\$8,301,922	\$8,301,922
Merits And Promotions						
Academic	-	-	-	-	2,810,434	2,810,434
Staff	-	-	-	-	829,287	829,287
Totals, Merits and Promotions	-	-	-	-	\$3,639,721	\$3,639,721
Totals, Berkeley Campus	8,486.7	8,183.8	8,183.8	\$211,593,370	\$234,219,133	\$234,219,133

University of California
6440 SAN FRANCISCO CAMPUS *

General Administration				SALARY RANGE		
Chancellors Office:						
Chancellor	1	1	1	\$11,608	\$139,300	\$139,300
Spec Asst (functional Area)	1.3	1.3	1.3	5,500	55,700	55,700
Asst Chan (functional Area)	1	1	1	4,167-6,458	66,000	66,000
Mgt Services Officer IV	0.3	0.3	0.3	2,461-3,592	11,415	11,415
Pr Administrative Analyst I	1	1	1	2,190-3,238	38,856	38,856
Senior Administrative Analyst	2	2	2	1,949-2,947	66,120	66,120
Administrative Analyst	0	0.5	0.5	1,698-2,461	12,162	12,162
Administrative Assistant III	1.4	1	1	1,549-2,124	25,488	25,488
Assistant III	-	1	1	1,549-2,124	21,204	21,204
Administrative Assistant II	2	3	3	1,365-1,851	58,020	58,020
Assistant II	1	1	1	1,365-1,851	20,376	20,376
Pr Word Processing Specialist	1	-	-	1,365-1,940	-	-
Secretary II	0.5	0.5	0.5	1,213-1,620	8,916	8,916
Administrative Vice Chancellor:						
Vice Chan (functional Area)	1	2	2	5,333-7,625	155,000	155,000
Asst Chan (functional Area)q	1	1	1	4,167-6,458	66,400	66,400
Asst Vice Chan (functl Area)	1	1	1	3,725-6,458	60,000	60,000
Assoc Vice Chan (functl Area)	1	-	-	3,667-6,850	-	-
Coordinator (functional Area)	1.8	1	1	3,667-5,325	48,000	48,000
Pr Educational Facility Plan	1	1	1	3,238-3,915	46,980	46,980
Senior Architect	1	1	1	3,088-3,733	44,796	44,796
Director (functional Area)	0.4	1	1	3,075-9,333	53,000	53,000
Sr Supt Of Physical Plant	0.2	-	-	2,748-3,478	-	-
Associate Architect	0.1	-	-	2,682-3,238	-	-
Pr ADP Systems Analyst	0.2	-	-	2,581-3,915	-	-
Pr Administrative Analyst II	2	2	2	2,461-3,592	85,440	85,440
Principal Budget Analyst II	1	1	1	2,461-3,592	42,720	42,720
Pr Administrative Analyst I	1.1	2	2	2,190-3,238	77,712	77,712
Principal Budget Analyst I	2	2	2	2,190-3,238	77,712	77,712
Senior Facility Requirements	1	1	1	1,949-2,947	33,756	33,756
Senior Administrative Analyst	0.4	1	1	1,949-2,947	32,184	32,184
Administrative Analyst	2	2	2	1,698-2,461	57,324	57,324
Asst Administrative Analyst	0.3	-	-	1,688-2,027	-	-
Administrative Assistant III	0.2	1	1	1,549-2,124	25,488	25,488
Administrative Assistant II	3.3	3	3	1,365-1,851	55,212	55,212
Chanc Office-Audit Division:						
Director (functional Area)	1	1	1	3,075-9,333	55,500	55,500
Principal Auditor II	0.7	1	1	2,461-3,915	38,856	38,856

*The Salary Range and the amounts shown in 1984-85 and 1985-86 for this department do not reflect the 1984-85 fiscal year salary increase adjustment. This adjustment is reflected in the departmental Summary by Object of the Governor's Budget.

University of California
6440 SAN FRANCISCO CAMPUS—Continued

1
2
3
4
5
6
7
8
9
10
11
12
13
14
15
16
17
18
19
20
21
22
23
24
25
26
27
28
29
30
31
32
33
34
35
36
37
38
39
40
41
42
43
44
45
46
47
48
49
50
51
52
53
54
55
56
57
58
59
60
61
62
63
64
65
66
67
68
69
70
71
72
73
74
75
76
77
78
79
80
81
82
83
84
85
86
87
88
89
90
91
92
93
94
95
96
97
98

ORGANIZATIONAL UNIT Classification	NUMBER OF POSITIONS *			EXPENDITURES		
	Filled 1983-84	Authorized 1984-85	Proposed 1985-86	Actual 1983-84	Estimated 1984-85	Proposed 1985-86
				SALARY RANGE		
Senior Administrative Analyst	1	1	1	1,949-2,947	32,184	32,184
Senior Auditor	0.7	2	2	1,949-2,947	63,888	63,888
Auditor	1.8	1	1	1,698-2,461	29,328	29,328
Assistant Accountant	0.3	2	2	1,688-2,027	40,512	40,512
Senior Typist Clerk (a)	-	0.5	0.5	1,084-1,426	8,556	8,556
Vice Chan-Academic Affairs:						
Vice Chan (restricted Use)	1	1	1	6,667-7,917	86,000	86,000
Asst Vice Chan (functl Area)	0.3	1	1	3,725-6,458	56,000	56,000
Assoc Vice Chan (functl Area)	1	1	1	3,667-6,850	63,100	63,100
Asst Tt Vc (functional Area)	0.8	-	-	3,442-4,217	-	-
Pr Administrative Analyst I	1.3	2	2	2,190-3,238	75,912	75,912
Administrative Assistant III	1	1	1	1,549-2,124	24,888	24,888
Assistant III	3	3	3	1,549-2,124	68,040	68,040
Administrative Assistant II	0.3	2	2	1,365-1,851	38,508	38,508
Principal Clerk	1.8	0.9	0.9	1,213-1,620	15,401	15,401
Secretary II	-	1	1	1,213-1,620	16,452	16,452
Vice Chan-Bus & Fiscal Services:						
Vice Chan (functional Area)	1	1	1	5,333-7,625	70,600	70,600
Asst Vice Chan (functl Area)	1	1	1	3,725-6,458	52,500	52,500
Pr Administrative Analyst II	1	2	2	2,461-3,592	78,084	78,084
Administrative Assistant III	1	1	1	1,549-2,124	24,324	24,324
Administrative Assistant II	2	2	2	1,365-1,851	39,828	39,828
University Relation:						
Pr Administrative Analyst I	0.2	-	-	2,190-3,238	-	-
Office Pub Service Progm:						
Director (functional Area)	1	1	1	3,075-9,333	60,000	60,000
Pr Administrative Analyst I	2.9	1	1	2,190-3,238	38,856	38,856
Senior Administrative Analyst	0.4	-	-	1,949-2,947	-	-
Principal Typist Clerk	0.8	-	-	1,213-1,620	-	-
Administrative Assistant I	0.9	-	-	1,213-1,620	-	-
Asst Chancellor-Public Programs:						
Pr Administrative Analyst I	1.4	-	-	2,190-3,238	-	-
Senior Administrative Analyst	0.3	-	-	1,949-2,947	-	-
ADP Systems Analyst	1	-	-	1,949-2,833	-	-
Administrative Analyst	1.7	-	-	1,698-2,461	-	-
Administrative Assistant III	1.1	-	-	1,549-2,124	-	-
Administrative Assistant II	1.6	-	-	1,365-1,851	-	-
Assistant II	0.7	-	-	1,365-1,851	-	-
Pr Word Processing Specialist	1	-	-	1,365-1,940	-	-
Secretary III	1	-	-	1,365-1,851	-	-
Principal Clerk	1	-	-	1,213-1,620	-	-
Assistant I	2.4	-	-	1,213-1,620	-	-
Secretary II	0.1	-	-	1,213-1,620	-	-
Vice-Chan-Personnel & Std Serv:						
Vice Chan (functional Area)	0.5	-	-	5,333-7,625	-	-
Administrator (functl Area)	-	1	1	4,450-5,508	66,100	66,100
Student Affairs Officer III	0.1	-	-	2,444-2,947	-	-
Asst Administrative Analyst	0.5	1	1	1,688-2,027	24,324	24,324
Secretary III	0.6	-	-	1,365-1,851	-	-
Accounting Office:						
(functional Area) Manager	1	1	1	3,242-6,292	56,100	56,100
Mgt Services Officer IV	1	1	1	2,461-3,592	46,980	46,980
Principal Accountant II	2.7	2.5	2.5	2,461-3,592	104,664	104,664
Principal Accountant I	2	2	2	2,190-3,238	77,712	77,712
Senior Administrative Analyst	0.6	-	-	1,949-2,947	-	-
ADP Systems Analyst	0.7	-	-	1,949-2,833	-	-
Senior Accountant	2.7	7	7	1,949-2,947	214,980	214,980
Managemnt Services Officer I	1.1	1	1	1,698-2,461	26,040	26,040
Accountant	4.1	4.3	4.3	1,698-2,461	121,670	121,670
Administrative Assistant III	0.8	1	1	1,549-2,124	23,913	23,913
Assistant III	8.3	10.2	10.2	1,549-2,124	237,130	237,130
Administrative Assistant II	1.4	1	1	1,365-1,851	20,256	20,256
Assistant II	16.4	11.2	11.2	1,365-1,851	219,187	219,187
Principal Clerk	4.7	5	5	1,213-1,620	85,734	85,734
Assistant I	14.7	13.2	13.2	1,213-1,620	229,478	229,478
Senior Clerk	3.1	2	2	1,084-1,426	29,130	29,130
Accounting Off-Sponsored Proj A:						
Principal Accountant II	0.2	0.6	0.6	2,461-3,592	23,496	23,496
Senior Administrative Analyst	0.3	1	1	1,949-2,947	35,364	35,364
Senior Accountant	0.3	1	1	1,949-2,947	35,364	35,364
Accountant	0.3	1.7	1.7	1,698-2,461	47,242	47,242
Assistant III	0.6	1.8	1.8	1,549-2,124	44,198	44,198
Administrative Assistant II	0.2	-	-	1,365-1,851	-	-
Assistant II	1.8	5.8	5.8	1,365-1,851	117,257	117,257
Principal Clerk	0.2	0.5	0.5	1,213-1,620	7,548	7,548
Assistant I	0.3	0.8	0.8	1,213-1,620	13,690	13,690
Office Of Design & Construction:						
Coordinator (functional Area)	0.5	-	-	3,667-5,325	-	-
Project Management Service:						
Assoc Director-Operations	1	1	1	5,167	62,000	62,000
Nest & Hack Site Attendent	0.8	1	1	3,833	46,000	46,000
Principal Architect	0.3	-	-	3,395-4,106	-	-

University of California
6440 SAN FRANCISCO CAMPUS—Continued

1
2
3
4
5
6
7
8
9
10
11
12
13
14
15
16
17
18
19
20
21
22
23
24
25
26
27
28
29
30
31
32
33
34
35
36
37
38
39
40
41
42
43
44
45
46
47
48
49
50
51
52
53
54
55
56
57
58
59
60
61
62
63
64
65
66
67
68
69
70
71
72
73
74
75
76
77
78
79
80
81
82
83
84
85
86
87
88
89
90
91
92
93
94
95
96
97
98

ORGANIZATIONAL UNIT Classification	NUMBER OF POSITIONS			EXPENDITURES		
	Filled 1983-84	Authorized 1984-85	Proposed 1985-86	Actual 1983-84	Estimated 1984-85	Proposed 1985-86
				SALARY RANGE		
Principal Engineer	0.1	-	-	3,395-4,106	-	-
Senior Administrative Analyst	0.3	1	1	1,949-2,947	30,756	30,756
Administrative Analyst	0.7	-	-	1,698-2,461	-	-
Administrative Assistant II	0.4	-	-	1,365-1,851	-	-
Assistant II	1.3	2	2	1,365-1,851	36,033	36,033
Secretary II	0.8	1	1	1,213-1,620	17,460	17,460
Senior Typist Clerk (a)	0.7	-	-	1,084-1,426	-	-
Material Mgt-Administration:						
(functional Area) Manager	1	1	1	3,833-5,250	56,500	56,500
Senior ADP Systems Analyst	0.3	1	1	2,242-3,316	37,056	37,056
Mgt Services Officer II	0.7	-	-	1,949-2,833	-	-
Administrative Assistant III	0.2	1	1	1,549-2,124	21,360	21,360
Assistant III	0.9	1	1	1,549-2,124	21,360	21,360
Administrative Assistant II	0.8	-	-	1,365-1,851	-	-
Material Mngae-Equip Mngae:						
Mgt Services Officer III	0.3	0.3	0.3	2,190-3,191	10,185	10,185
Managemnt Services Officer I	1.1	1	1	1,698-2,461	28,584	28,584
Assistant II	1.8	2.8	2.8	1,365-1,851	53,814	53,814
Principal Clerk	0.7	-	-	1,213-1,620	-	-
Material Management-Purchasing:						
Buyer V	1	1	1	2,461-3,560	41,736	41,736
Buyer IV	3.7	4	4	2,190-3,238	143,412	143,412
Buyer III	2.6	3	3	1,949-2,947	91,512	91,512
Buyer II	4.7	4.5	4.5	1,698-2,461	121,638	121,638
Buyer I	1.9	4	4	1,688-2,027	86,256	86,256
Assistant III	0.4	-	-	1,549-2,124	-	-
Administrative Assistant II	1	1	1	1,365-1,851	20,376	20,376
Assistant II	1.2	-	-	1,365-1,851	-	-
Pr Word Processing Specialist	1	1	1	1,365-1,940	22,212	22,212
Assistant I	0.2	-	-	1,213-1,620	-	-
Sr Word Processing Specialist	1.3	1	1	1,213-1,767	17,832	17,832
Contract & Grant Office:						
(functional Area) Manager	1	1	1	3,242-6,292	50,000	50,000
Senior Administrative Analyst	1	1	1	1,949-2,947	33,756	33,756
Administrative Analyst	2	2	2	1,698-2,461	54,156	54,156
Assistant III	1	1	1	1,549-2,124	20,376	20,376
Assistant I	0.9	-	-	1,213-1,620	-	-
Administrative Information Syst:						
Director (functional Area)	1	1	1	3,075-9,333	60,000	60,000
Principal Programmer	1.5	1.6	1.6	2,581-3,915	72,172	72,172
Pr ADP Systems Analyst	1	1	1	2,581-3,915	46,980	46,980
Senior Programmer	1.5	2	2	2,242-3,316	72,504	72,504
Senior ADP Systems Analyst	1.9	2	2	2,242-3,316	74,352	74,352
Programmer	1.3	0.4	0.4	1,949-2,833	12,019	12,019
Personnel Office:						
(functional Area) Manager	1	1	1	3,833-5,250	57,000	57,000
Pr ADP Systems Analyst	-	1	1	2,581-3,915	38,856	38,856
Mgt Services Officer IV	1	1	1	2,461-3,592	46,980	46,980
Principal Personnel Analyst II	1.7	2	2	2,461-3,592	81,576	81,576
Principal Personnel Analyst I	2.8	2.8	2.8	2,190-3,238	106,854	106,854
Senior Personnel Analyst	3.7	3.8	3.8	1,949-2,947	126,579	126,579
Personnel Analyst	5.1	6.1	6.1	1,698-2,461	172,361	172,361
Office Supervisor II	1	1	1	1,688-2,124	25,488	25,488
Sr Employment Representative	2.4	1.8	1.8	1,621-2,351	47,709	47,709
Asst Employment Representative	0.5	-	-	1,620-1,851	-	-
Administrative Assistant III	0	-	-	1,549-2,124	-	-
assistant III	1	1.9	1.9	1,549-2,124	46,219	46,219
Employment Representative	3.5	4.9	4.9	1,426-2,042	107,361	107,361
Administrative Assistant II	1.5	-	-	1,365-1,851	-	-
Assistant II	2.9	3.6	3.6	1,365-1,851	73,649	73,649
Assistant I	1.2	1	1	1,213-1,620	15,396	15,396
Sr Word Processing Specialist	0.3	0.8	0.8	1,213-1,767	13,690	13,690
Word Processing Specialist	0.2	-	-	1,127-1,554	-	-
Senior Clerk	0.2	-	-	1,084-1,426	-	-
Senior Typist Clerk (a)	0.3	-	-	1,084-1,426	-	-
Affirmative Action Office:						
(functional Area) Coordinator	1	1	1	3,042-4,242	36,500	36,500
Pr Administrative Analyst II	0.9	1	1	2,461-3,592	42,720	42,720
Pr Administrative Analyst I	1.1	1	1	2,190-3,238	38,856	38,856
Labor Relation:						
Asst Vice Chan (functl Area)	-	1	1	3,725-6,458	63,000	63,000
Manager (functional Area)	1	-	-	3,533-5,250	-	-
Principal Personnel Analyst I	1	1	1	2,190-3,238	38,856	38,856
Senior Personnel Analyst	3.2	4	4	1,949-2,947	132,060	132,060
Personnel Analyst	0.2	-	-	1,698-2,461	-	-
Administrative Assistant II	0.7	1	1	1,365-1,851	21,204	21,204
Secretary II	0.2	-	-	1,213-1,620	-	-
Personnel-Employee Rehabili Ser:						
Vocational Rehab Counselor	0.4	0.4	0.4	1,953-2,619	12,571	12,571
Senior Administrative Analyst	0.6	0.7	0.7	1,949-2,947	23,694	23,694
General Assistance	26.8	32.5	32.5	(594,189)	790,750	790,750
Totals, General Administration	262.4	267.5	267.5	\$7,049,555	\$8,092,481	\$8,092,481

University of California
6440 SAN FRANCISCO CAMPUS—Continued

1
2
3
4
5
6
7
8
9
10
11
12
13
14
15
16
17
18
19
20
21
22
23
24
25
26
27
28
29
30
31
32
33
34
35
36
37
38
39
40
41
42
43
44
45
46
47
48
49
50
51
52
53
54
55
56
57
58
59
60
61
62
63
64
65
66
67
68
69
70
71
72
73
74
75
76
77
78
79
80
81
82
83
84
85
86
87
88
89
90
91
92
93
94
95
96
97
98

ORGANIZATIONAL UNIT Classification	NUMBER OF POSITIONS			EXPENDITURES		
	Filled 1983-84	Authorized 1984-85	Proposed 1985-86	Actual 1983-84	Estimated 1984-85	Proposed 1985-86
Instruction And Departmental Research						
Health Sciences:				SALARY RANGE		
Academic.....	489.2	658.4	658.4	(26,591,273)	42,513,815	42,513,815
Provision-interns & Residents	-	-	-	(119,670)	-	-
Staff.....	483.3	539.3	539.3	(10,883,440)	13,082,563	13,082,563
General Assistance	237.7	31.3	31.3	(6,898,431)	3,273,328	3,273,328
Totals, Instruction and Departmental Research	1,210.2	1,229	1,229	\$44,492,814	\$58,869,706	\$58,869,706
Organized Activities-Hospitals & Clinics						
Staff.....	1,020.3	990.6	990.6	(23,890,528)	(25,561,833)	(25,561,833)
General Assistance	1,633	1,607.4	1,607.4	(42,924,077)	(44,904,143)	(44,904,143)
Totals, Organized Activities-Hospitals & Clinics	2,653.3	2,598	2,598	\$66,814,605	\$70,465,976	\$70,465,976
Organized Activities-Other						
Academic.....	83.1	72.5	72.5	(4,443,303)	3,077,507	3,077,507
Staff.....	679	599.6	599.6	(15,477,688)	15,254,317	15,254,317
General Assistance	175.3	79	79	(3,669,891)	3,203,137	3,203,137
Totals, Organized Activities-Other	937.4	751.1	751.1	\$23,590,882	\$21,534,961	\$21,534,961
Organized Research						
Health Sciences:						
Academic	34.2	23.4	23.4	(1,696,062)	1,267,704	1,267,704
Staff	56.4	37.5	37.5	(1,149,842)	872,438	872,438
General Assistance	22.9	13.7	13.7	(796,276)	220,920	220,920
Totals, Organized Research	113.5	74.6	74.6	\$3,642,180	\$2,361,062	\$2,361,062
Libraries						
Academic & Staff	64	67.8	67.8	(1,412,061)	1,571,938	1,571,938
General Assistance	11	3.2	3.2	(93,824)	49,307	49,307
Totals, Libraries	75	71	71	\$1,505,885	\$1,621,245	\$1,621,245
Extension And Public Service						
Academic & Staff	6.7	-	-	(193,201)	-	-
General Assistance	6.4	16	16	(103,360)	382,278	382,278
Totals, Extension and Public Service	13.1	16	16	\$296,561	\$382,278	\$382,278
Maintenance And Operation Of Plant						
Academic & Staff	23.3	26	26	(639,422)	835,964	835,964
General Assistance	196	164.1	164.1	(3,763,136)	4,478,989	4,478,989
Totals, Maintenance and Operation of Plant	219.3	190.1	190.1	\$4,402,558	\$5,314,953	\$5,314,953
Student Services						
Academic & Staff	56.3	61.3	61.3	(1,371,745)	1,620,630	1,620,630
General Assistance	2.1	7.3	7.3	(46,730)	151,614	151,614
Totals, Student Services.....	58.4	68.6	68.6	\$1,418,475	\$1,772,244	\$1,772,244
Institutional Services & General Expense						
Academic & Staff	176.7	168	168	(4,022,236)	4,247,921	4,247,921
General Assistance	138.1	74.9	74.9	(2,406,735)	2,195,987	2,195,987
Totals, Institutional Services & General Expense	314.8	242.9	242.9	\$6,428,971	\$6,443,908	\$6,443,908
Auxiliary Enterprises						
Academic & Staff	55.5	50.7	50.7	(1,013,373)	1,006,477	1,006,477
General Assistance	44.4	12.5	12.5	(805,651)	582,111	582,111
Totals, Auxiliary Enterprises	99.9	63.2	63.2	\$1,819,024	\$1,588,588	\$1,588,588
Merits And Promotions						
Academic	-	-	-	-	1,012,906	1,012,906
Staff	-	-	-	-	237,790	237,790
Totals, Merits and Promotions	-	-	-	-	\$1,250,696	\$1,250,696
Totals, San Francisco Campus	5,957.3	5,572	5,572	\$161,461,510	\$179,698,098	\$179,698,098

University of California
6440 DAVIS CAMPUS *

ORGANIZATIONAL UNIT

NUMBER OF POSITIONS

EXPENDITURES

Classification

Filled
1983-84

Authorized
1984-85

Proposed
1985-86

Actual
1983-84

Estimated
1984-85

Proposed
1985-86

General Administration

Chancellors Office:

SALARY RANGE

Classification	Filled 1983-84	Authorized 1984-85	Proposed 1985-86	Actual 1983-84	Estimated 1984-85	Proposed 1985-86
Chancellor	1	1	1	\$7,708	\$92,500	\$92,500
Vice Chan (restricted Use)	1	1	1	6,667-7,917	92,100	92,100
Asst Vice Chan (functl Area)	1	1	1	3,725-6,458	66,700	66,700
Assoc Vice Chan (functl Area)	-	0.6	0.6	3,667-6,850	54,480	54,480
Exec Asst To The Chancellor	1	1	1	3,542-5,017	60,200	60,200
Asst Tt Vc (functional Area)	0.8	0.8	0.8	3,442-4,217	37,125	37,125
Senior Administrative Analyst	0.3	1	1	1,949-2,947	30,756	30,756
Mgt Services Officer II	1	1	1	1,949-2,833	35,364	35,364
Administrative Analyst	0.8	-	-	1,698-2,461	-	-
Administrative Assistant III	1	1	1	1,549-2,124	24,324	24,324
Assistant III	1	1	1	1,549-2,124	24,324	24,324
Secretary III	4	5	5	1,365-1,851	102,672	102,672
Senior Clerk	1	1	1	1,084-1,426	16,452	16,452
Vice Chancellor-Academic Affair:						
Spec Asst (functional Area)	-	1	1	5,500	41,300	41,300
Vice Chan (functional Area)	1	1	1	5,333-7,625	85,000	85,000
Asst Vice Chan (functl Area)	2.5	1.4	1.4	3,725-6,458	79,340	79,340
Assoc Vice Chan (functl Area)	-	1	1	3,667-6,850	67,000	67,000
Director (functional Area)	-	1	1	3,075-9,333	41,300	41,300
(functional Area) Coordinator	1	1	1	3,042-4,242	37,600	37,600
Mgt Services Officer III	1	1	1	2,190-3,191	38,700	38,700
Administrative Assistant III	1	1	1	1,549-2,124	23,784	23,784
Assistant III	2	2	2	1,549-2,124	44,580	44,580
Administrative Assistant II	0.8	1	1	1,365-1,851	21,204	21,204
Assistant II	1.2	1	1	1,365-1,851	20,748	20,748
Principal Typist Clerk	1	1	1	1,213-1,620	18,648	18,648
Assistant I	0.8	1	1	1,213-1,620	18,264	18,264
Secretary II	1	1	1	1,213-1,620	18,648	18,648
Senior Typist Clerk (b)	0.7	-	-	1,127-1,488	-	-
Word Processing Specialist	0.2	1	1	1,127-1,554	15,864	15,864
Vice Chancellor-Student Affairs:						
Vice Chan (functional Area)	1	1	1	5,333-7,625	80,000	80,000
Asst Vice Chan (functl Area)	1	1	1	3,725-6,458	59,100	59,100
Senior Administrative Analyst	-	1	1	1,949-2,947	35,364	35,364
Mgt Services Officer II	1	1	1	1,949-2,833	35,364	35,364
Administrative Assistant II	1	1	1	1,365-1,851	20,748	20,748
Secretary III	1	1	1	1,365-1,851	21,204	21,204
Secretary I	0.4	0.5	0.5	1,084-1,426	7,548	7,548
Vice Chan Business & Finance:						
Vice Chan (functional Area)	1	1	1	5,333-7,625	73,100	73,100
Asst Vice Chan (functl Area)	1	1	1	3,725-6,458	50,900	50,900
Senior Administrative Analyst	1	1	1	1,949-2,947	30,756	30,756
Administrative Assistant III	1	1	1	1,549-2,124	24,324	24,324
Senior Typist Clerk (b)	0.2	0.3	0.3	1,127-1,488	3,639	3,639
Business Services Office:						
Manager (functional Area)	1	1	1	3,533-5,250	42,400	42,400
Administrative Assistant II	1	1	1	1,365-1,851	21,204	21,204
Senior Typist Clerk (b)	0.4	0.5	0.5	1,127-1,488	7,278	7,278
Office Of Planning & Budget:						
Asst Vice Chan (functl Area)	1	1	1	3,725-6,458	62,700	62,700
(functional Area) Manager	1	1	1	3,242-6,292	58,700	58,700
Sr Educational Facility Plan	1	1	1	2,461-3,592	42,720	42,720
Principal Budget Analyst II	0.9	1	1	2,461-3,592	38,856	38,856
Senior ADP Systems Analyst	1	1	1	2,242-3,316	39,792	39,792
Pr Administrative Analyst I	1	1	1	2,190-3,238	38,856	38,856
Principal Budget Analyst I	1	1	1	2,190-3,238	38,856	38,856
Senior Administrative Analyst	1	1	1	1,949-2,947	35,364	35,364
Senior Budget Analyst	2	2	2	1,949-2,947	69,924	69,924
Facility Requirements Analyst	0.3	1	1	1,698-2,461	25,488	25,488
Administrative Analyst	0.5	0.5	0.5	1,698-2,461	14,664	14,664
Accountant	1	1	1	1,698-2,461	27,336	27,336
Administrative Assistant III	0.5	0.5	0.5	1,549-2,124	12,162	12,162
Administrative Assistant II	1	1	1	1,365-1,851	21,204	21,204
Principal Clerk	0.8	0.9	0.9	1,213-1,620	15,743	15,743
Principal Typist Clerk	1	1	1	1,213-1,620	18,648	18,648
Secretary II	1.8	2	2	1,213-1,620	34,512	34,512
Internal Audit:						
Chief Auditor	1	1	1	4,192	50,300	50,300
Principal Auditor II	1	1	1	2,461-3,915	46,980	46,980
Principal Auditor I	1	1	1	2,190-3,478	41,736	41,736
Senior Auditor	2	2	2	1,949-2,947	69,924	69,924
Auditor	0.9	1	1	1,698-2,461	24,324	24,324
Assistant III	1	1	1	1,549-2,124	22,764	22,764
Office Of Research:						
Pr Administrative Analyst II	1	1	1	2,461-3,592	40,740	40,740
Administrative Analyst	1.2	1.5	1.5	1,698-2,461	40,158	40,158
Asst Administrative Analyst	1	1	1	1,688-2,027	21,204	21,204
Administrative Assistant III	1.1	1	1	1,549-2,124	21,360	21,360
Secretary III	0.5	0.5	0.5	1,365-1,851	9,726	9,726
Principal Clerk	1.8	3	3	1,213-1,620	48,780	48,780

*The Salary Range and the amounts shown in 1984-85 and 1985-86 for this department do not reflect the 1984-85 fiscal year salary increase adjustment. This adjustment is reflected in the departmental Summary by Object of the Governor's Budget.

University of California
6440 DAVIS CAMPUS—Continued

1
2
3
4
5
6
7
8
9
10
11
12
13
14
15
16
17
18
19
20
21
22
23
24
25
26
27
28
29
30
31
32
33
34
35
36
37
38
39
40
41
42
43
44
45
46
47
48
49
50
51
52
53
54
55
56
57
58
59
60
61
62
63
64
65
66
67
68
69
70
71
72
73
74
75
76
77
78
79
80
81
82
83
84
85
86
87
88
89
90
91
92
93
94
95
96
97
98

ORGANIZATIONAL UNIT

NUMBER OF POSITIONS

EXPENDITURES

Classification	Filled 1983-84	Authorized 1984-85	Proposed 1985-86	Actual 1983-84	Estimated 1984-85	Proposed 1985-86
----------------	-------------------	-----------------------	---------------------	-------------------	----------------------	---------------------

SALARY RANGE

Secretary II	0.5	0.5	0.5	1,213-1,620	9,324	9,324
Senior Typist Clerk (a)	0.7	0.5	0.5	1,084-1,426	7,092	7,092
Chancellor Emeritus:						
Administrative Assistant IV	0.7	-	-	1,940-2,444	-	-
Administrative Assistant II	0.3	1	1	1,365-1,851	17,856	17,856
Collective Bargaining:						
Mgt Services Officer IV	0.5	1	1	2,461-3,592	46,980	46,980
Principal Personnel Analyst II	0.5	-	-	2,461-3,592	-	-
Principal Personnel Analyst I	0.3	1	1	2,190-3,238	34,560	34,560
Senior Personnel Analyst	0.9	2	2	1,949-2,947	64,692	64,692
Personnel Analyst	1.4	2.8	2.8	1,698-2,461	69,903	69,903
Assistant Personnel Analyst	0.1	-	-	1,688-2,027	-	-
Administrative Assistant III	0.5	1	1	1,549-2,124	22,212	22,212
Administrative Assistant II	0.5	1	1	1,365-1,851	17,856	17,856
Assistant I	1	1	1	1,213-1,620	15,864	15,864
Senior Typist Clerk (a)	0.8	1	1	1,084-1,426	14,736	14,736
Benefit & Risk Management:						
Mgt Services Officer III	0.9	0.8	0.8	2,190-3,191	32,592	32,592
Administrative Analyst	0.5	0.5	0.5	1,698-2,461	12,744	12,744
Administrative Assistant III	1.7	2	2	1,549-2,124	40,296	40,296
Assistant III	0.2	-	-	1,549-2,124	-	-
Administrative Assistant II	1.4	2	2	1,365-1,851	36,360	36,360
Principal Clerk	1.1	1	1	1,213-1,620	17,112	17,112
Administrative Assistant I	0.8	1	1	1,213-1,620	15,096	15,096
Senior Typist Clerk (a)	1.1	1	1	1,084-1,426	14,004	14,004
Accounting Office:						
Asst Vice Chan (functl Area)	1.2	1	1	3,725-6,458	58,500	58,500
Pr ADP Systems Analyst	1	1	1	2,581-3,915	43,764	43,764
Principal Accountant II	3	3	3	2,461-3,592	128,160	128,160
Senior Accountant	4.1	4.5	4.5	1,949-2,947	152,041	152,041
Accountant	5	5	5	1,698-2,461	144,648	144,648
Assistant Accountant	2.6	3.1	3.1	1,688-2,027	71,282	71,282
Assistant III	3	3	3	1,549-2,124	66,960	66,960
Assistant II	13.7	14.4	14.4	1,365-1,851	268,298	268,298
Principal Clerk	1	1	1	1,213-1,620	16,380	16,380
Assistant I	17.1	17.1	17.1	1,213-1,620	280,639	280,639
Secretary II	1	1	1	1,213-1,620	18,648	18,648
Senior Clerk	3.7	5	5	1,084-1,426	71,388	71,388
Senior Typist Clerk (a)	0.8	1	1	1,084-1,426	13,524	13,524
Accounting Ofc Sponsored Proj A:						
Senior Accountant	0.8	0.8	0.8	1,949-2,947	29,352	29,352
Assistant Accountant	2.2	2.9	2.9	1,688-2,027	67,438	67,438
Assistant II	4	4.2	4.2	1,365-1,851	77,399	77,399
Assistant I	0.1	-	-	1,213-1,620	-	-
Senior Typist Clerk (a)	1	1	1	1,084-1,426	14,004	14,004
Building Program Clearing:						
Administrator (functl Area)	1	1	1	4,450-5,508	53,400	53,400
Principal Architect	2	2	2	3,395-4,106	98,544	98,544
Senior Architect	-	1	1	3,088-3,733	37,056	37,056
Pr Construction Inspector	1	1	1	2,947-3,560	42,720	42,720
Senior Engineer	1	1	1	2,947-3,560	42,720	42,720
Associate Architect	2	3	3	2,682-3,238	109,896	109,896
Assoc Construction Inspector	3	5	5	2,444-2,947	167,604	167,604
Managemnt Services Officer I	1	1	1	1,698-2,461	30,756	30,756
Administrative Assistant III	1	1	1	1,549-2,124	22,320	22,320
Administrative Assistant II	-	1	1	1,365-1,851	17,856	17,856
Secretary III	1	1	1	1,365-1,851	19,452	19,452
Sr Word Processing Specialist	1	1	1	1,213-1,767	17,112	17,112
Secretary II	0.5	1	1	1,213-1,620	17,112	17,112
Senior Typist Clerk (b)	1	1	1	1,127-1,488	15,096	15,096
Senior Clerk	0.2	1	1	1,084-1,426	13,008	13,008
Cashiers:						
Managemnt Services Officer I	1.1	1	1	1,698-2,461	28,248	28,248
Supervising Cashier	1	1	1	1,488-1,851	21,204	21,204
Senior Cashier	3.8	3.8	3.8	1,213-1,620	63,108	63,108
Cashier	2.5	2.5	2.5	1,084-1,426	35,382	35,382
Personnel Office:						
Mgt Services Officer IV	1.1	1	1	2,461-3,592	46,980	46,980
Principal Personnel Analyst I	2	2	2	2,190-3,238	77,712	77,712
Senior Personnel Analyst	2	2	2	1,949-2,947	70,728	70,728
Managemnt Services Officer I	0.9	1	1	1,698-2,461	26,676	26,676
Personnel Analyst	7	7	7	1,698-2,461	203,304	203,304
Administrative Assistant III	1.1	2	2	1,549-2,124	42,468	42,468
Assistant III	0.3	1	1	1,549-2,124	20,256	20,256
Administrative Assistant II	0.9	1	1	1,365-1,851	17,856	17,856
Assistant II	4.3	4	4	1,365-1,851	75,900	75,900
Principal Clerk	0.7	0.5	0.5	1,213-1,620	8,556	8,556
Administrative Assistant I	1	1	1	1,213-1,620	16,452	16,452
Assistant I	4.6	3.5	3.5	1,213-1,620	62,484	62,484
Senior Clerk	0.8	1	1	1,084-1,426	15,024	15,024
Senior Typist Clerk (a)	2.1	2	2	1,084-1,426	30,036	30,036
Clerk	0.6	1	1	975-1,272	13,224	13,224

University of California
6440 DAVIS CAMPUS—Continued

1
2
3
4
5
6
7
8
9
10
11
12
13
14
15
16
17
18
19
20
21
22
23
24
25
26
27
28
29
30
31
32
33
34
35
36
37
38
39
40
41
42
43
44
45
46
47
48
49
50
51
52
53
54
55
56
57
58
59
60
61
62
63
64
65
66
67
68
69
70
71
72
73
74
75
76
77
78
79
80
81
82
83
84
85
86
87
88
89
90
91
92
93
94
95
96
97
98

ORGANIZATIONAL UNIT Classification	NUMBER OF POSITIONS			EXPENDITURES		
	Filed 1983-84	Authorized 1984-85	Proposed 1985-86	Actual 1983-84	Estimated 1984-85	Proposed 1985-86
Purchasing:				SALARY RANGE		
(functional Area) Manager	1	1	1	3,833-5,250	46,300	46,300
Buyer V	0.9	1	1	2,461-3,560	40,740	40,740
Buyer IV	1	1	1	2,190-3,238	36,228	36,228
Buyer III	5	5	5	1,949-2,947	160,632	160,632
Buyer II	5	5	5	1,698-2,461	135,132	135,132
Administrative Assistant III	1	1	1	1,549-2,124	20,256	20,256
Administrative Assistant II	0.6	-	-	1,365-1,851	-	-
Assistant II	2.4	3	3	1,365-1,851	55,284	55,284
Principal Clerk	1	1	1	1,213-1,620	17,112	17,112
Administrative Assistant I	0.3	1	1	1,213-1,620	14,556	14,556
Sr Word Processing Specialist	1	1	1	1,213-1,767	17,112	17,112
Secretary II	1	1	1	1,213-1,620	16,752	16,752
Word Processing Specialist	2.8	3	3	1,127-1,554	42,348	42,348
Senior Clerk	2.9	3	3	1,084-1,426	40,536	40,536
Equipment Inventory:						
Management Services Officer I	1	1	1	1,698-2,461	30,756	30,756
Principal Clerk	3.4	3.5	3.5	1,213-1,620	59,892	59,892
Secretary II	0.5	1	1	1,213-1,620	15,696	15,696
Senior Clerk	0.5	-	-	1,084-1,426	-	-
Business Contracts & Analysis:						
Pr Administrative Analyst I	0.6	0.6	0.6	2,190-3,238	23,314	23,314
Administrative Analyst	2	2	2	1,698-2,461	55,332	55,332
Administrative Assistant I	0.9	1	1	1,213-1,620	15,696	15,696
Senior Typist Clerk (b)	0.2	0.3	0.3	1,127-1,488	3,639	3,639
General Assistance	20.9	13.7	13.7	(430,475)	288,992	288,992
Totals, General Administration	261.5	278.5	278.5	\$6,304,348	\$7,483,686	\$7,483,686
Instruction And Departmental Research						
General Campus:						
Academic	1,237.2	1,204	1,204	(37,025,729)	43,105,874	43,105,874
Staff	415.5	439.9	439.9	(8,828,869)	10,201,616	10,201,616
General Assistance	205.9	157.2	157.2	(3,600,496)	2,972,820	2,972,820
Health Sciences:						
Academic	358.2	375.3	375.3	(23,295,564)	26,312,308	26,312,308
Provision-Interns & Residents	-	-	-	(2,991,972)	3,106,367	3,106,367
Staff	225.1	233	233	(4,576,613)	5,220,443	5,220,443
General Assistance	78.1	86.7	86.7	(2,936,856)	2,166,540	2,166,540
Totals, Instruction and Departmental Research	2,520	2,496.1	2,496.1	\$83,256,099	\$93,085,968	\$93,085,968
Summer Session						
Academic & Staff	1.2	1.3	1.3	(29,827)	40,123	40,123
General Assistance	37.4	35.5	35.5	(597,310)	743,249	743,249
Totals, Summer Session	38.6	36.8	36.8	\$627,137	\$783,372	\$783,372
Organized Activities-Hospitals & Clinics						
Academic	9.8	-	-	(237,064)	-	-
Provision-Interns & Residents	-	-	-	(3,863,695)	3,836,999	3,836,999
Staff	8.3	9	9	(434,830)	560,800	560,800
General Assistance	2,733.5	2,631	2,631	(49,756,025)	65,678,201	65,678,201
Totals, Organized Activities-Hospitals & Clinics	2,751.6	2,640	2,640	\$54,291,614	\$70,076,000	\$70,076,000
Organized Activities-Other						
Academic	5.1	6.8	6.8	(213,222)	287,460	287,460
Provision-Interns & Residents	-	-	-	(676,782)	793,152	793,152
Staff	273.4	281.2	281.2	(5,083,859)	6,070,833	6,070,833
General Assistance	112.7	68.4	68.4	(2,184,445)	2,549,767	2,549,767
Totals, Organized Activities-Other	391.2	356.4	356.4	\$8,158,308	\$9,701,212	\$9,701,212
Organized Research						
General Campus:						
Academic	327	330.6	330.6	(12,129,177)	14,644,169	14,644,169
Staff	339.1	346	346	(7,982,046)	8,986,659	8,986,659
General Assistance	45.4	91.4	91.4	(2,281,629)	2,209,142	2,209,142
Health Sciences:						
Academic	1	1	1	(75,551)	84,700	84,700
Staff	0.5	0.5	0.5	(12,195)	14,142	14,142
General Assistance	17.6	2.1	2.1	(289,660)	31,831	31,831
Totals, Organized Research	730.6	771.6	771.6	\$22,770,258	\$25,970,643	\$25,970,643

University of California
6440 DAVIS CAMPUS—Continued

1
2
3
4
5
6
7
8
9
10
11
12
13
14
15
16
17
18
19
20
21
22
23
24
25
26
27
28
29
30
31
32
33
34
35
36
37
38
39
40
41
42
43
44
45
46
47
48
49
50
51
52
53
54
55
56
57
58
59
60
61
62
63
64
65
66
67
68
69
70
71
72
73
74
75
76
77
78
79
80
81
82
83
84
85
86
87
88
89
90
91
92
93
94
95
96
97
98

ORGANIZATIONAL UNIT Classification	NUMBER OF POSITIONS			EXPENDITURES		
	Filled 1983-84	Authorized 1984-85	Proposed 1985-86	Actual 1983-84	Estimated 1984-85	Proposed 1985-86
Libraries				SALARY RANGE		
Academic & Staff	232.5	240.4	240.4	(4,941,438)	5,528,872	5,528,872
General Assistance	52.6	60.2	60.2	(690,156)	691,237	691,237
Totals, Libraries	285.1	300.6	300.6	\$5,631,594	\$6,220,109	\$6,220,109
University Extension						
Academic & Staff	37.3	39.3	39.3	(759,720)	891,202	891,202
General Assistance	59.7	59.6	59.6	(1,150,896)	1,507,251	1,507,251
Totals, University Extension	97	98.9	98.9	\$1,910,616	\$2,398,453	\$2,398,453
Extension And Public Service						
Academic & Staff	33.2	37.4	37.4	(759,140)	934,583	934,583
General Assistance	20.1	16.6	16.6	(369,756)	363,302	363,302
Totals, Extension and Public Service	53.3	54	54	\$1,128,896	\$1,297,885	\$1,297,885
Maintenance And Operation Of Plant						
Academic & Staff	546.5	471.5	471.5	(8,910,462)	10,912,745	10,912,745
General Assistance	135.9	65.3	65.3	(2,029,766)	1,559,249	1,559,249
Totals, Maintenance and Operation of Plant	682.4	536.8	536.8	\$10,940,228	\$12,471,994	\$12,471,994
Student Services						
Academic & Staff	262.2	305.2	305.2	(5,802,169)	7,429,604	7,429,604
General Assistance	183.8	128.1	128.1	(2,638,708)	2,769,233	2,769,233
Totals, Student Services	446	433.3	433.3	\$8,440,877	\$10,198,837	\$10,198,837
Institutional Services & General Expense						
Academic & Staff	327.5	353	353	(7,225,478)	8,633,227	8,633,227
General Assistance	147.1	89.7	89.7	(2,106,597)	2,242,812	2,242,812
Totals, Institutional Services & General Expense	474.6	442.7	442.7	\$9,332,075	\$10,876,039	\$10,876,039
Auxiliary Enterprises						
Academic & Staff	85.7	103.1	103.1	(1,637,006)	2,145,171	2,145,171
General Assistance	183.3	200.6	200.6	(2,412,835)	2,583,777	2,583,777
Totals, Auxiliary Enterprises	269	303.7	303.7	\$4,049,841	\$4,728,948	\$4,728,948
Merits And Promotions						
Academic	-	-	-	-	2,478,232	2,478,232
Staff	-	-	-	-	1,092,663	1,092,663
Totals, Merits and Promotions	-	-	-	-	\$3,570,895	\$3,570,895
Totals, Davis Campus	9,000.9	8,749.4	8,749.4	\$216,841,891	\$258,864,041	\$258,864,041

University of California
6440 LOS ANGELES CAMPUS *

General Administration Chancellors Office:				SALARY RANGE		
Chancellor	1	1	1	\$8,708	\$104,500	\$104,500
Vice Chan (restricted Use)	1	1	1	6,667-7,917	95,000	95,000
Vice Chan (functional Area)	3	3	3	5,333-7,625	245,000	245,000
Asst Tt Chan (functional Area)	1.2	1	1	4,333-5,500	64,500	64,500
Asst Chan (functional Area)q	1	1	1	4,167-6,458	77,500	77,500
Asst Vice Chan (functl Area)	2	2	2	3,725-6,458	136,500	136,500
Asst Dir (functional Area)	2	2	2	3,708-4,750	110,000	110,000
Assoc Vice Chan (functl Area)	1.3	1.8	1.8	3,667-6,850	105,000	105,000
Coordinator (functional Area)	2.4	2	2	3,667-5,325	95,000	95,000
Exec Asst To The Chancellor	1	1	1	3,542-5,017	51,000	51,000
Assoc Dir (functional Area)	1	1	1	3,467-6,683	62,500	62,500
(functional Area) Manager	1	1	1	3,242-6,292	52,500	52,500
Pr Administrative Analyst II	6.9	7	7	2,461-3,592	280,092	280,092
Educational Facility Planner	0.3	1	1	2,190-3,238	30,996	30,996
Pr Administrative Analyst I	5.4	6	6	2,190-3,238	206,688	206,688
Principal Budget Analyst I	-	1	1	2,190-3,238	26,280	26,280
Acad Asst Tt Chancellor	0.2	0.5	0.5	2,158	12,950	12,950
Faculty Asst Tt Vice Chanc	0.2	0.5	0.5	2,158-5,467	12,950	12,950
Admin Secty Tt	1	1	1	2,042-2,708	31,500	31,500

*The Salary Range and the amounts shown in 1984-85 and 1985-86 for this department do not reflect the 1984-85 fiscal year salary increase adjustment. This adjustment is reflected in the departmental Summary by Object of the Governor's Budget.

University of California
6440 LOS ANGELES CAMPUS—Continued

1
2
3
4
5
6
7
8
9
10
11
12
13
14
15
16
17
18
19
20
21
22
23
24
25
26
27
28
29
30
31
32
33
34
35
36
37
38
39
40
41
42
43
44
45
46
47
48
49
50
51
52
53
54
55
56
57
58
59
60
61
62
63
64
65
66
67
68
69
70
71
72
73
74
75
76
77
78
79
80
81
82
83
84
85
86
87
88
89
90
91
92
93
94
95
96
97
98

ORGANIZATIONAL UNIT

NUMBER OF POSITIONS

EXPENDITURES

Classification

Filled
1983-84

Authorized
1984-85

Proposed
1985-86

Actual
1983-84

Estimated
1984-85

Proposed
1985-86

SALARY RANGE

ORGANIZATIONAL UNIT	Filled 1983-84	Authorized 1984-85	Proposed 1985-86	Actual 1983-84	Estimated 1984-85	Proposed 1985-86
Programmer	0.2	1	1	1,949-2,833	23,388	23,388
Senior Administrative Analyst	10.5	11	11	1,949-2,947	336,972	336,972
Administrative Analyst	11	12	12	1,698-2,461	298,092	298,092
Budget Analyst	1	2	2	1,698-2,461	52,968	52,968
Asst Administrative Analyst	0.8	1	1	1,688-2,027	24,324	24,324
Administrative Assistant III	6.6	7	7	1,549-2,124	159,204	159,204
Assistant III	1	1	1	1,549-2,124	22,320	22,320
Library Assistant IV	0.9	1	1	1,549-2,124	23,078	23,078
Administrative Assistant II	4.1	4	4	1,365-1,851	71,880	71,880
Assistant II	1	1	1	1,365-1,851	19,452	19,452
Secretary III	2.4	3	3	1,365-1,851	58,356	58,356
Principal Clerk	0.2	-	-	1,213-1,620	-	-
Sr Word Processing Specialist	0.5	1	1	1,213-1,767	17,112	17,112
Secretary II	1	3	3	1,213-1,620	46,284	46,284
Library Assistant II	2.4	2	2	1,213-1,620	33,492	33,492
Senior Typist Clerk (a)	1.7	2	2	1,084-1,426	27,048	27,048
Library Assistant I	0.5	1	1	1,084-1,426	13,008	13,008
Administrative Stipend	-	-	-	0	11,400	11,400
Affirmative Action:						
Senior Administrative Analyst	0	1	1	1,949-2,947	26,904	26,904
Administrative Analyst	0.6	1	1	1,698-2,461	20,919	20,919
Administrative Assistant II	0.5	1	1	1,365-1,851	18,222	18,222
Chancellor-human Subjects:						
Senior Administrative Analyst	1	1	1	1,949-2,947	30,048	30,048
Administrative Assistant III	1	1	1	1,549-2,124	22,320	22,320
Secretary III	1	1	1	1,365-1,851	19,452	19,452
Secretary II	1.9	2	2	1,213-1,620	34,224	34,224
Administrative Stipend	-	-	-	0	1,800	1,800
Chancellor-campus Computing Com:						
(functl Area) Officer	1	1	1	3,808-5,417	65,000	65,000
Chancellor-general Catalogue:						
Senior Administrative Analyst	0.3	-	-	1,949-2,947	-	-
Editor	0.2	-	-	1,729-2,074	-	-
Vice Chancellor Administration:						
Vice Chan (functional Area)	1	1	1	5,333-7,625	90,000	90,000
Pr Administrative Analyst II	0.9	1	1	2,461-3,592	40,800	40,800
Principal Budget Analyst II	1	1	1	2,461-3,592	43,104	43,104
Pr Administrative Analyst I	1	1	1	2,190-3,238	35,652	35,652
Senior Administrative Analyst	2	2	2	1,949-2,947	63,012	63,012
Administrative Assistant II	1	1	1	1,549-2,124	22,320	22,320
Secretary III	1	1	1	1,365-1,851	17,112	17,112
Campus Counsel:						
Campus Counsel	1	1	1	4,646	52,000	52,000
Administrative Analyst	1	1	1	1,698-2,461	22,764	22,764
V-c Adm-Special Projects:						
Pr Administrative Analyst II	-	3.3	3.3	2,461-3,592	95,979	95,979
Olympics Coordinator:						
Coordinator (functional Area)	0.2	-	-	3,667-5,325	-	-
Administrative Assistant III	-	1	1	1,549-2,124	19,920	19,920
Sa-Vc Student Affairs Adm:						
Vice Chan (functional Area)	1	1	1	5,333-7,625	77,500	77,500
Executive Officer (functl Area)	0.3	1	1	4,083-4,342	49,000	49,000
Pr Administrative Analyst II	1.8	1	1	2,461-3,592	43,104	43,104
Senior Administrative Analyst	1	1	1	1,949-2,947	29,412	29,412
Administrative Analyst	1	1	1	1,698-2,461	27,576	27,576
Administrative Assistant III	1.5	2	2	1,549-2,124	42,204	42,204
Administrative Assistant II	1.3	1	1	1,365-1,851	17,112	17,112
Secretary II	1	1	1	1,213-1,620	17,112	17,112
Information Systems Group-Ofc of:						
Director (functional Area)	1	1	1	3,075-9,333	52,931	52,931
Pr ADP Systems Analyst	1	1	1	2,581-3,915	45,204	45,204
Pr Administrative Analyst II	0.3	1	1	2,461-3,592	40,212	40,212
Senior ADP Systems Analyst	0.2	-	-	2,242-3,316	-	-
Programmer	0.2	-	-	1,949-2,833	-	-
ADP Systems Analyst	0.9	2	2	1,949-2,833	53,388	53,388
V/C Adm-Capital Asset Analysis:						
Director (functional Area)	0.4	1	1	3,075-9,333	45,264	45,264
Pr Administrative Analyst II	0.6	-	-	2,461-3,592	-	-
Senior Administrative Analyst	1.7	2	2	1,949-2,947	58,440	58,440
Administrative Assistant II	0.9	1	1	1,365-1,851	16,380	16,380
V/C Adm-UCLA Bldg Authority:						
Director (functional Area)	0.7	1	1	3,075-9,333	52,500	52,500
Administrative Assistant III	-	1	1	1,549-2,124	22,320	22,320
Staff Affirmative Action:						
(functional Area) Manager	1	1	1	3,242-6,292	48,500	48,500
Senior Administrative Analyst	4	4	4	1,949-2,947	123,504	123,504
Administrative Assistant III	0.8	1	1	1,549-2,124	22,721	22,721
Administrative Assistant II	0.9	1	1	1,365-1,851	17,832	17,832
Assistant II	1	1	1	1,365-1,851	19,452	19,452
Administrative Assistant I	-	1	1	1,213-1,620	15,864	15,864

University of California
6440 LOS ANGELES CAMPUS—Continued

1
2
3
4
5
6
7
8
9
10
11
12
13
14
15
16
17
18
19
20
21
22
23
24
25
26
27
28
29
30
31
32
33
34
35
36
37
38
39
40
41
42
43
44
45
46
47
48
49
50
51
52
53
54
55
56
57
58
59
60
61
62
63
64
65
66
67
68
69
70
71
72
73
74
75
76
77
78
79
80
81
82
83
84
85
86
87
88
89
90
91
92
93
94
95
96
97
98

ORGANIZATIONAL UNIT Classification	NUMBER OF POSITIONS			EXPENDITURES		
	Filled 1983-84	Authorized 1984-85	Proposed 1985-86	Actual 1983-84	Estimated 1984-85	Proposed 1985-86
Contract & Grant Administration:						
Director (functional Area)	1	1	1	3,075-9,333	55,000	55,000
Patent Advisor II	-	1	1	2,947-3,560	35,364	35,364
Pr Administrative Analyst II	2.8	3	3	2,461-3,592	117,648	117,648
Mgt Services Officer IV	1	1	1	2,461-3,592	43,104	43,104
Pr Administrative Analyst I	6.4	6	6	2,190-3,238	195,120	195,120
Senior Administrative Analyst	1.5	3	3	1,949-2,947	70,164	70,164
Administrative Analyst	1	1	1	1,698-2,461	24,216	24,216
Administrative Assistant III	3	3	3	1,549-2,124	60,672	60,672
Assistant III	7.3	7	7	1,549-2,124	142,092	142,092
Assistant II	-	1	1	1,365-1,851	17,856	17,856
Principal Clerk	1.8	2	2	1,213-1,620	34,224	34,224
Principal Typist Clerk	0.5	1	1	1,213-1,620	14,556	14,556
Sr Word Processing Specialist	1	1	1	1,213-1,767	17,856	17,856
Coordinator Overseas Operations:						
Academic Coord V - 9-Months	-	0.2	0.2	2,158	5,180	5,180
Coordinator-Administrator	0.2	-	-	1,898-4,006	-	-
Senior Editor	0.5	1	1	1,982-2,389	26,712	26,712
Senior Administrative Analyst	1	1	1	1,949-2,947	33,996	33,996
Administrative Analyst	-	1	1	1,698-2,461	20,268	20,268
Administrative Assistant III	0.8	0.3	0.3	1,549-2,124	5,580	5,580
Secretary II	-	1	1	1,213-1,620	15,864	15,864
Administrative Stipend	-	-	-	0	2,800	2,800
Finance:						
Asst Vice Chan (funct Area)	1	1	1	3,725-6,458	63,000	63,000
Mgt Services Officer IV	1	1	1	2,461-3,592	43,104	43,104
Principal Accountant II	1	1	1	2,461-3,592	43,104	43,104
Principal Accountant I	2	2	2	2,190-3,238	71,232	71,232
Senior Administrative Analyst	1.5	2	2	1,949-2,947	54,888	54,888
Administrative Analyst	1.8	2	2	1,698-2,461	45,408	45,408
Administrative Assistant III	1	1	1	1,549-2,124	20,376	20,376
Principal Typist Clerk	0.6	-	-	1,213-1,620	-	-
Administrative Assistant I	0.3	1	1	1,213-1,620	14,556	14,556
Central Collections Office:						
Senior Collections Rep	1	1	1	1,698-2,333	24,888	24,888
Collections Representative	1	1	1	1,426-1,940	19,452	19,452
Assistant I	2	2	2	1,213-1,620	31,392	31,392
Internal Audit:						
(funct Area) Mgr	1	1	1	3,500-3,958	47,500	47,500
Principal Auditor II	-	1	1	2,461-3,915	27,864	27,864
Senior ADP Systems Analyst	0.4	1	1	2,242-3,316	34,020	34,020
Principal Auditor I	1	2	2	2,190-3,478	70,200	70,200
Senior Auditor	5.4	5	5	1,949-2,947	138,780	138,780
Auditor	2.4	4	4	1,698-2,461	90,048	90,048
Assistant Accountant	2.1	2	2	1,688-2,027	40,512	40,512
Administrative Assistant III	1	1	1	1,549-2,124	22,716	22,716
Administrative Assistant I	-	1	1	1,213-1,620	15,864	15,864
Accounting Services:						
Asst (funct Area) Officer	1	1	1	3,958	47,500	47,500
(funct Area) Officer	1	1	1	3,808-5,417	55,500	55,500
Principal Accountant II	1	1	1	2,461-3,592	43,104	43,104
Pr Administrative Analyst I	1	1	1	2,190-3,238	38,292	38,292
Principal Accountant I	1.7	2	2	2,190-3,238	64,320	64,320
Senior Administrative Analyst	2.8	4	4	1,949-2,947	113,316	113,316
Senior Accountant	5.3	6	6	1,949-2,947	181,932	181,932
Administrative Analyst	2.3	3	3	1,698-2,461	73,524	73,524
Accountant	6.5	7	7	1,698-2,461	158,412	158,412
Asst Administrative Analyst	0.3	-	-	1,688-2,027	-	-
Assistant Accountant	2.9	3	3	1,688-2,027	67,788	67,788
Administrative Assistant III	1.9	2	2	1,549-2,124	46,032	46,032
Assistant III	8.2	9	9	1,549-2,124	184,296	184,296
Administrative Assistant II	1.9	2	2	1,365-1,851	34,968	34,968
Assistant II	21.2	22	22	1,365-1,851	394,800	394,800
Principal Clerk	4.2	5	5	1,213-1,620	78,192	78,192
Assistant I	15.3	18	18	1,213-1,620	281,040	281,040
Senior Clerk	8.2	9	9	1,084-1,426	125,244	125,244
Accounting Services-Sponsored P:						
Principal Accountant II	1	1	1	2,461-3,592	42,180	42,180
Principal Accountant I	0	1	1	2,190-3,238	26,280	26,280
Senior Administrative Analyst	2	2	2	1,949-2,947	57,360	57,360
Senior Accountant	3	3	3	1,949-2,947	87,000	87,000
Administrative Analyst	1.8	2	2	1,698-2,461	46,200	46,200
Accountant	4	6	6	1,698-2,461	131,796	131,796
Asst Administrative Analyst	-	1	1	1,688-2,027	20,256	20,256
Assistant III	7	9	9	1,549-2,124	185,352	185,352
Administrative Assistant II	1	1	1	1,365-1,851	19,452	19,452
Assistant II	3.3	3	3	1,365-1,851	53,532	53,532
Principal Typist Clerk	1.9	2	2	1,213-1,620	34,224	34,224
Asst Vice Chancellor Business:						
Asst Vice Chan (funct Area)	1	1	1	3,725-6,458	65,500	65,500
Pr Administrative Analyst II	0.6	1	1	2,461-3,592	34,020	34,020
Senior Administrative Analyst	1.2	1	1	1,949-2,947	32,328	32,328
Administrative Assistant III	1	1	1	1,549-2,124	22,320	22,320
Principal Typist Clerk	0.9	1	1	1,213-1,620	15,558	15,558

University of California
6440 LOS ANGELES CAMPUS—Continued

1
2
3
4
5
6
7
8
9
10
11
12
13
14
15
16
17
18
19
20
21
22
23
24
25
26
27
28
29
30
31
32
33
34
35
36
37
38
39
40
41
42
43
44
45
46
47
48
49
50
51
52
53
54
55
56
57
58
59
60
61
62
63
64
65
66
67
68
69
70
71
72
73
74
75
76
77
78
79
80
81
82
83
84
85
86
87
88
89
90
91
92
93
94
95
96
97
98

ORGANIZATIONAL UNIT Classification	NUMBER OF POSITIONS			EXPENDITURES		
	Filled 1983-84	Authorized 1984-85	Proposed 1985-86	Actual 1983-84	Estimated 1984-85	Proposed 1985-86
Business Services-Records Manag:				SALARY RANGE		
Administrative Analyst	1	1	1	1,698-2,461	21,960	21,960
Campus Architect:						
Director (functional Area)	-	1	1	3,075-9,333	47,000	47,000
A&e Operations:						
Campus Architect	0.2	-	-	3,636	-	-
Principal Architect	2.4	2	2	3,395-4,106	98,544	98,544
Principal Engineer	1	1	1	3,395-4,106	49,272	49,272
Senior Architect	4.4	6	6	3,088-3,733	252,660	252,660
Senior Engineer	4	4	4	2,947-3,560	170,880	170,880
Sr Supt Of Physical Plant	1	1	1	2,748-3,478	41,736	41,736
Associate Architect	4.9	5	5	2,682-3,238	189,180	189,180
Senior Construction Inspector	1	1	1	2,682-3,238	38,856	38,856
Associate Engineer	3.7	3	3	2,563-3,088	108,672	108,672
Pr Administrative Analyst II	1	1	1	2,461-3,592	40,368	40,368
Principal Architectural Assoc	4.2	6	6	2,444-2,947	201,360	201,360
Assoc Construction Inspector	5.7	5	5	2,444-2,947	176,820	176,820
Supt Of Physical Plant	0.9	1	1	2,444-3,162	37,056	37,056
Pr Administrative Analyst I	1.3	2	2	2,190-3,238	64,908	64,908
Senior Architectural Associate	1.8	1	1	2,124-2,563	30,048	30,048
Assistant Engineer	0.4	-	-	2,124-2,563	-	-
Asst Construction Inspector	1	1	1	2,027-2,444	29,328	29,328
Senior Administrative Analyst	0.3	1	1	1,949-2,947	23,388	23,388
Architectural Associate	0.2	-	-	1,940-2,226	-	-
Administrative Analyst	1.6	1	1	1,698-2,461	20,376	20,376
Administrative Assistant III	0.2	1	1	1,549-2,124	19,032	19,032
Assistant III	0.8	-	-	1,549-2,124	-	-
Administrative Assistant II	0.4	2	2	1,365-1,851	32,760	32,760
Assistant II	1.1	2	2	1,365-1,851	35,832	35,832
Secretary III	1.6	-	-	1,365-1,851	-	-
Principal Clerk	0.3	-	-	1,213-1,620	-	-
Administrative Assistant I	0.7	-	-	1,213-1,620	-	-
Assistant I	1.4	1	1	1,213-1,620	15,696	15,696
Secretary II	0.1	1	1	1,213-1,620	14,556	14,556
Senior Typist Clerk (a)	0.7	-	-	1,084-1,426	-	-
Olympic Games Office:						
Administrative Assistant III	1	1	1	1,549-2,124	24,324	24,324
Property Management:						
Pr Administrative Analyst II	1	1	1	2,461-3,592	37,644	37,644
Administrative Assistant III	0.6	1	1	1,549-2,124	20,256	20,256
Cashiers:						
Mgt Services Officer III	1	1	1	2,190-3,191	32,160	32,160
Supervising Cashier	1	1	1	1,488-1,851	21,204	21,204
Assistant II	0.7	1	1	1,365-1,851	18,228	18,228
Senior Cashier	6	6	6	1,213-1,620	97,284	97,284
Equipment Management:						
Mgt Services Officer II	0.3	0.5	0.5	1,949-2,833	12,474	12,474
Administrative Assistant III	0.4	1	1	1,549-2,124	20,748	20,748
Administrative Assistant II	1.6	1	1	1,365-1,851	19,452	19,452
Principal Clerk	4	4	4	1,213-1,620	66,636	66,636
Assistant I	1	1	1	1,213-1,620	17,112	17,112
Materiel Manager:						
(functional Area) Manager	1	1	1	3,833-5,250	53,500	53,500
Administrative Assistant III	0.9	1	1	1,549-2,124	21,816	21,816
Secretary III	0.3	-	-	1,365-1,851	-	-
Purchasing:						
Mgt Services Officer IV	1	1	1	2,461-3,592	43,104	43,104
Mgt Services Officer III	0.1	-	-	2,190-3,191	-	-
Buyer IV	5.9	6	6	2,190-3,238	192,672	192,672
Buyer III	4.8	5	5	1,949-2,947	131,796	131,796
Buyer II	4.3	4	4	1,698-2,461	85,464	85,464
Administrative Assistant III	0.5	1	1	1,549-2,124	20,376	20,376
Assistant III	1	1	1	1,549-2,124	24,324	24,324
Assistant II	3.7	3	3	1,365-1,851	55,140	55,140
Principal Clerk	7.4	8	8	1,213-1,620	129,816	129,816
Word Processing Specialist	2.7	3	3	1,127-1,554	48,312	48,312
Senior Clerk	2.3	2	2	1,084-1,426	29,364	29,364
Clerk	0.1	-	-	975-1,272	-	-
Personnel:						
(functional Area) Manager	3	3	3	3,833-5,250	145,000	145,000
Asst Vice Chan (functl Area)	1	1	1	3,725-6,458	60,000	60,000
Manager (functional Area)	0.9	1	1	3,533-5,250	43,600	43,600
Principal Personnel Analyst II	0.2	-	-	2,461-3,592	-	-
Principal Personnel Analyst I	6.1	7	7	2,190-3,238	252,624	252,624
Senior Administrative Analyst	1	1	1	1,949-2,947	33,996	33,996
Senior Personnel Analyst	12.2	15	15	1,949-2,947	440,160	440,160
Sr Placement Interviewer	0.3	-	-	1,940-2,333	-	-
Administrative Analyst	2	2	2	1,698-2,461	52,896	52,896
Personnel Analyst	7.6	8.3	8.3	1,698-2,461	213,594	213,594
Assistant Personnel Analyst	1	1	1	1,688-2,027	23,280	23,280
Administrative Assistant III	3	3	3	1,549-2,124	70,968	70,968
Assistant III	2.8	3	3	1,549-2,124	63,948	63,948
Administrative Assistant II	0.4	1	1	1,365-1,851	19,032	19,032
Assistant II	13.3	13	13	1,365-1,851	242,196	242,196

University of California
6440 LOS ANGELES CAMPUS—Continued

1
2
3
4
5
6
7
8
9
10
11
12
13
14
15
16
17
18
19
20
21
22
23
24
25
26
27
28
29
30
31
32
33
34
35
36
37
38
39
40
41
42
43
44
45
46
47
48
49
50
51
52
53
54
55
56
57
58
59
60
61
62
63
64
65
66
67
68
69
70
71
72
73
74
75
76
77
78
79
80
81
82
83
84
85
86
87
88
89
90
91
92
93
94
95
96
97
98

ORGANIZATIONAL UNIT Classification	NUMBER OF POSITIONS			EXPENDITURES		
	Filed 1983-84	Authorized 1984-85	Proposed 1985-86	Actual 1983-84	Estimated 1984-85	Proposed 1985-86
				SALARY RANGE		
Secretary III	1	1	1	1,365-1,851	21,204	21,204
Principal Clerk	0.8	1	1	1,213-1,620	15,864	15,864
Principal Typist Clerk	0.4	2	2	1,213-1,620	31,728	31,728
Assistant I	3.7	5	5	1,213-1,620	78,840	78,840
Sr Word Processing Specialist	-	1	1	1,213-1,767	17,832	17,832
Senior Typist Clerk (a)	0.3	1	1	1,084-1,426	13,008	13,008
Personnel-In Service Training:						
Sr Placement Interviewer	0.3	-	-	1,940-2,333	-	-
Personnel Analyst	0.1	0.6	0.6	1,698-2,461	15,437	15,437
Instant Personnel Service:						
Managemnt Services Officer I	-	1	1	1,698-2,461	28,800	28,800
Assistant II	-	2	2	1,365-1,851	38,904	38,904
Personnel-Staff Development:						
Sr Placement Interviewer	0.3	-	-	1,940-2,333	-	-
Personnel Analyst	0.3	0.5	0.5	1,698-2,461	13,482	13,482
Personnel-Employee Assist Progr:						
Vocational REHAB Counselor	1	1	1	1,953-2,619	29,592	29,592
Administrative Assistant I	0.7	0.7	0.7	1,213-1,620	11,978	11,978
Personnel-Reasonable Accommodat:						
Personnel Analyst	1	0.7	0.7	1,698-2,461	17,640	17,640
Administrative Assistant II	0.4	-	-	1,365-1,851	-	-
Personnel-Career Counseling:						
Personnel Analyst	0.4	0.4	0.4	1,698-2,461	10,291	10,291
Faculty Mortgage Program:						
Senior Administrative Analyst	0.7	1	1	1,949-2,947	33,996	33,996
General Assistance	33.6	58.5	58.5	(746,752)	1,242,431	1,242,431
Totals, General Administration	497.2	583.8	583.8	\$12,969,322	\$15,702,527	\$15,702,527
Instruction And Departmental Research						
General Campus:						
Academic	1,971.3	2,101.6	2,101.6	(64,133,947)	78,650,404	78,650,404
Staff	839.6	953.2	953.2	(18,751,139)	22,176,273	22,176,273
General Assistance	279.3	132.1	132.1	(5,339,922)	5,013,887	5,013,887
Health Sciences:						
Academic	459.8	627.8	627.8	(23,825,071)	43,659,332	43,659,332
Provision-Interns & Residents	-	-	-	(3,454,543)	-	-
Staff	404.2	478	478	(8,830,314)	14,539,492	14,539,492
General Assistance	260.4	475.7	475.7	(2,167,073)	9,728,112	9,728,112
Totals, Instruction and Depart- mental Research	4,214.6	4,768.4	4,768.4	\$126,502,059	\$173,767,500	\$173,767,500
Summer Session						
Academic & Staff	3	3	3	(72,429)	77,916	77,916
General Assistance	93.8	101.1	101.1	(2,231,407)	2,625,500	2,625,500
TOTALS, SUMMER SESSION	96.8	104.1	104.1	\$2,303,836	\$2,703,416	\$2,703,416
Organized Activities-Hospitals & Clinics						
Academic	15.5	-	-	(412,585)	-	-
Provision-Interns & Residents	-	-	-	(5,227,635)	-	-
Staff	90.3	54.1	54.1	(3,068,699)	2,108,395	2,108,395
General Assistance	3,578.9	3,549.9	3,549.9	(81,316,880)	100,317,000	100,317,000
Totals Organized Activities-Hospi- tals & Clinics	3,684.7	3,604	3,604	\$90,025,799	\$102,425,395	\$102,425,395
Organized Activities-Other						
Academic	120.6	154.3	154.3	(5,084,267)	6,163,931	6,163,931
Provision-Interns & Residents	-	-	-	(31,174)	-	-
Staff	695.3	866.3	866.3	(15,903,991)	21,376,084	21,376,084
General Assistance	197.3	202.2	202.2	(7,421,444)	21,703,703	21,703,703
Totals, Organized Activities-Other	1,013.2	1,222.8	1,222.8	\$28,440,876	\$49,243,718	\$49,243,718
Organized Research						
General Campus:						
Academic	46.4	52.5	52.5	(1,642,308)	1,938,922	1,938,922
Staff	91.7	108.6	108.6	(2,025,022)	2,530,680	2,530,680
General Assistance	87.7	53.1	53.1	(1,932,243)	1,571,086	1,571,086
Health Sciences:						
Academic	11.5	3.6	3.6	(425,508)	164,092	164,092
Staff	5.6	10	10	(142,557)	236,556	236,556
General Assistance	40.5	33.5	33.5	(1,542,535)	831,256	831,256
Totals, Organized Research	283.4	261.3	261.3	\$7,710,173	\$7,272,592	\$7,272,592

University of California
6440 LOS ANGELES CAMPUS—Continued

ORGANIZATIONAL UNIT Classification	NUMBER OF POSITIONS			EXPENDITURES		
	Filled 1983-84	Authorized 1984-85	Proposed 1985-86	Actual 1983-84	Estimated 1984-85	Proposed 1985-86
Libraries				SALARY RANGE		
Academic & Staff	354.6	395.8	395.8	(8,055,239)	9,659,946	9,659,946
General Assistance	122.6	119	119	(1,762,795)	1,507,613	1,507,613
Totals, Libraries	477.2	514.8	514.8	\$9,818,034	\$11,167,559	\$11,167,559
University Extension						
Academic & Staff	245.9	290.9	290.9	(5,414,907)	6,850,621	6,850,621
General Assistance	319.4	243.8	243.8	(6,549,664)	7,100,569	7,100,569
Totals, University Extension	565.3	534.7	534.7	\$11,964,571	\$13,951,190	\$13,951,190
Extension And Public Service						
Academic & Staff	27.4	22.3	22.3	(655,722)	527,508	527,508
General Assistance	130.7	105.9	105.9	(3,593,605)	3,745,973	3,745,973
Totals, Extension and Public Service	158.1	128.2	128.2	\$4,249,327	\$4,273,481	\$4,273,481
Maintenance And Operation Of Plant						
Academic & Staff	104	170	170	(2,566,328)	3,698,164	3,698,164
General Assistance	751.7	562.6	562.6	(12,365,811)	12,756,349	12,756,349
Totals, Maintenance and Operation of Plant	855.7	732.6	732.6	\$14,932,139	\$16,454,513	\$16,454,513
Student Services						
Academic & Staff	445.1	500	500	(10,527,583)	12,588,090	12,588,090
General Assistance	255	167	167	(4,181,255)	2,817,900	2,817,900
Totals, Student Services	700.1	667	667	\$14,708,838	\$15,405,990	\$15,405,990
Institutional Services & General Expense						
Academic & Staff	685.1	764	764	(16,428,944)	19,462,814	19,462,814
General Assistance	257.9	199.6	199.6	(3,560,942)	3,446,733	3,446,733
Totals, Institutional Services & General Expense	943	963.6	963.6	\$19,989,886	\$22,909,547	\$22,909,547
Auxiliary Enterprises						
Academic & Staff	173.8	172	172	(4,092,075)	4,316,822	4,316,822
General Assistance	907.9	910	910	(14,158,628)	17,548,698	17,548,698
Totals, Auxiliary Enterprises	1,081.7	1,082	1,082	\$18,250,703	\$21,865,520	\$21,865,520
Merits And Promotions						
Academic	-	-	-	-	1,864,573	1,864,573
Staff	-	-	-	-	1,051,994	1,051,994
Totals, Merits and Promotions	-	-	-	-	\$2,916,567	\$2,916,567
Totals, Los Angeles Campus	14,571	15,167.3	15,167.3	\$361,866,563	\$460,059,515	\$460,059,515

University of California
6440 RIVERSIDE CAMPUS *

General Administration				SALARY RANGE		
Chancellors Office:						
Chancellor	0.8	1	1	\$7,708	\$92,500	\$92,500
Asst Tt Chan (functional Area)	0.5	0.5	0.5	4,333-5,500	23,150	23,150
Asst Tt (dean),(dir),or Cp II	0.2	1	1	2,190-3,238	32,184	32,184
Senior Administrative Analyst	0.5	0.5	0.5	1,949-2,947	17,682	17,682
Administrative Analyst	0.8	-	-	1,698-2,461	-	-
Administrative Assistant III	0.3	1	1	1,549-2,124	22,716	22,716
Secretary III	1	1	1	1,365-1,851	19,872	19,872
Secretary II	0.7	-	-	1,213-1,620	-	-
Executive Vice Chancellor:						
Vice Chan (restricted Use)	1	1	1	6,667-7,917	80,000	80,000
Pr Administrative Analyst II	1	1	1	2,461-3,592	42,720	42,720
Senior Administrative Analyst	1	1	1	1,949-2,947	35,364	35,364
Asst Tt (dean),(dir),or Cp I	-	1	1	1,903-2,704	26,712	26,712
Administrative Assistant III	1.2	1	1	1,549-2,124	22,320	22,320
Secretary III	0.7	1	1	1,365-1,851	19,440	19,440
Administrative Assistant I	0.3	-	-	1,213-1,620	-	-
Vice Chancellor-Administration:						
Vice Chan (functional Area)	1	1	1	5,333-7,625	72,700	72,700
Mgt Services Officer III	1	1	1	2,190-3,191	39,444	39,444

*The Salary Range and the amounts shown in 1984-85 and 1985-86 for this department do not reflect the 1984-85 fiscal year salary increase adjustment. This adjustment is reflected in the departmental Summary by Object of the Governor's Budget.

University of California
6440 RIVERSIDE CAMPUS—Continued

1
2
3
4
5
6
7
8
9
10
11
12
13
14
15
16
17
18
19
20
21
22
23
24
25
26
27
28
29
30
31
32
33
34
35
36
37
38
39
40
41
42
43
44
45
46
47
48
49
50
51
52
53
54
55
56
57
58
59
60
61
62
63
64
65
66
67
68
69
70
71
72
73
74
75
76
77
78
79
80
81
82
83
84
85
86
87
88
89
90
91
92
93
94
95
96
97
98

ORGANIZATIONAL UNIT Classification	NUMBER OF POSITIONS			EXPENDITURES		
	Filled 1983-84	Authorized 1984-85	Proposed 1985-86	Actual 1983-84	Estimated 1984-85	Proposed 1985-86
				SALARY RANGE		
Senior Administrative Analyst	-	1.5	1.5	1,949-2,947	25,570	25,570
Administrative Assistant III	1	1	1	1,549-2,124	24,324	24,324
Secretary III	0.6	1	1	1,365-1,851	19,440	19,440
Secretary II	0.6	-	-	1,213-1,620	-	-
Internal Audit:						
Manager (functional Area)	0.9	1	1	3,533-5,250	46,800	46,800
Auditor	0.8	1	1	1,698-2,461	29,328	29,328
Affirmative Action Office:						
Senior Administrative Analyst	1	1	1	1,949-2,947	35,364	35,364
Assistant I	0.3	1	1	1,213-1,620	16,020	16,020
Secretary I	0.8	-	-	1,084-1,426	-	-
Accounting Office:						
(functional Area) Manager	1	1	1	3,242-6,292	51,300	51,300
Principal Accountant I	2	2	2	2,190-3,238	72,456	72,456
Senior Accountant	3.3	3	3	1,949-2,947	96,072	96,072
Accountant	2.6	2	2	1,698-2,461	50,976	50,976
Assistant Accountant	0.7	1	1	1,688-2,027	22,212	22,212
Assistant III	0.9	1	1	1,549-2,124	20,844	20,844
Assistant II	1.7	2	2	1,365-1,851	37,284	37,284
Principal Clerk	2.6	3	3	1,213-1,620	47,364	47,364
Assistant I	3.7	4	4	1,213-1,620	66,252	66,252
Lead Key Entry Operator	1	1	1	1,213-1,620	16,020	16,020
Key Entry Operator	1	1	1	1,127-1,488	14,736	14,736
Senior Clerk	-	0.3	0.3	1,084-1,426	3,546	3,546
Accounting Office-C&g:						
Senior Accountant	0.4	1	1	1,949-2,947	32,976	32,976
Assistant Accountant	0.4	1	1	1,688-2,027	24,324	24,324
Senior Clerk	0.3	0.8	0.8	1,084-1,426	10,503	10,503
Architects & Engineers:						
Director (functional Area)	-	1	1	3,075-9,333	54,200	54,200
Associate Architect	0	0.1	0.1	2,682-3,238	3,536	3,536
Administrative Analyst	0.9	0.9	0.9	1,698-2,461	23,490	23,490
Senior Drafting Technician	0.1	0.1	0.1	1,620-1,940	2,328	2,328
Assistant III	0.1	0.1	0.1	1,549-2,124	1,992	1,992
Assistant II	0.1	-	-	1,365-1,851	-	-
Bldg Prog Clearing Account:						
Pr Construction Inspector	0.1	-	-	2,947-3,560	-	-
Associate Architect	0.6	0.9	0.9	2,682-3,238	31,828	31,828
Assoc Construction Inspector	0.1	1	1	2,444-2,947	29,328	29,328
Administrative Analyst	0.1	0.1	0.1	1,698-2,461	2,610	2,610
Senior Drafting Technician	0.6	0.7	0.7	1,620-1,940	16,296	16,296
Assistant III	0.3	0.9	0.9	1,549-2,124	17,928	17,928
Assistant II	0.3	-	-	1,365-1,851	-	-
Fiscal & Institutional Planning:						
Asst Vice Chan (functl Area)	0.3	1	1	3,725-6,458	52,000	52,000
(functional Area) Manager	0.5	-	-	3,242-6,292	-	-
Pr Administrative Analyst I	1	1	1	2,190-3,238	36,228	36,228
Senior Budget Analyst	1	1	1	1,949-2,947	31,428	31,428
Assistant Budget Analyst	-	1	1	1,688-2,027	21,204	21,204
Assistant II	2	2	2	1,365-1,851	37,260	37,260
Business Services:						
Manager (functional Area)	1	1	1	3,533-5,250	48,800	48,800
Collections Manager	1	1	1	1,715-2,619	31,428	31,428
Administrative Analyst	0.8	1	1	1,698-2,461	26,100	26,100
Asst Administrative Analyst	-	1	1	1,688-2,027	20,256	20,256
Administrative Assistant III	0.2	-	-	1,549-2,124	-	-
Collections Representative	2.9	3	3	1,426-1,940	57,960	57,960
Principal Clerk	0.8	1	1	1,213-1,620	16,380	16,380
Assistant I	1	1	1	1,213-1,620	15,696	15,696
Secretary I (shorthand)	0.1	1	1	1,127-1,488	13,524	13,524
Cashier:						
Administrative Assistant III	1	1	1	1,549-2,124	24,324	24,324
Senior Cashier	0.4	-	-	1,213-1,620	-	-
Cashier	1.6	2	2	1,084-1,426	27,528	27,528
Material Mgmt-purchasing:						
(functional Area) Manager	1	1	1	3,833-5,250	50,600	50,600
Buyer V	0.9	1	1	2,461-3,560	40,740	40,740
Buyer IV	0.1	-	-	2,190-3,238	-	-
Mgt Services Officer II	0.8	0.8	0.8	1,949-2,833	22,104	22,104
Buyer III	1.5	2	2	1,949-2,947	65,316	65,316
Buyer II	1.9	2	2	1,698-2,461	54,768	54,768
Buyer I	3.7	5	5	1,688-2,027	106,584	106,584
Administrative Assistant III	0.9	1	1	1,549-2,124	21,360	21,360
Administrative Assistant II	0.1	-	-	1,365-1,851	-	-
Assistant II	0.1	-	-	1,365-1,851	-	-
Assistant I	1.9	2	2	1,213-1,620	34,224	34,224
Material Mgmt-equipment Mamt:						
Managemnt Services Officer I	1	1	1	1,698-2,461	30,756	30,756
Assistant III	0.8	1	1	1,549-2,124	21,204	21,204
Assistant II	0.1	-	-	1,365-1,851	-	-
Assistant I	0.5	-	-	1,213-1,620	-	-

University of California
6440 RIVERSIDE CAMPUS—Continued

1
2
3
4
5
6
7
8
9
10
11
12
13
14
15
16
17
18
19
20
21
22
23
24
25
26
27
28
29
30
31
32
33
34
35
36
37
38
39
40
41
42
43
44
45
46
47
48
49
50
51
52
53
54
55
56
57
58
59
60
61
62
63
64
65
66
67
68
69
70
71
72
73
74
75
76
77
78
79
80
81
82
83
84
85
86
87
88
89
90
91
92
93
94
95
96
97
98

ORGANIZATIONAL UNIT Classification	NUMBER OF POSITIONS			EXPENDITURES		
	Filed 1983-84	Authorized 1984-85	Proposed 1985-86	Actual 1983-84	Estimated 1984-85	Proposed 1985-86
Contracts & Grants Admin:						
Dean	0.3	0.3	0.3	5,017	15,050	15,050
Associate Dean	0.3	0.3	0.3	4,258	12,775	12,775
(functional Area) Manager	1	1	1	3,833-5,250	47,100	47,100
Senior Administrative Analyst	1	1	1	1,949-2,947	35,364	35,364
Administrative Analyst	1	1	1	1,698-2,461	29,328	29,328
Asst Administrative Analyst	1	1	1	1,688-2,027	21,708	21,708
Assistant III	1	1	1	1,549-2,124	19,920	19,920
Administrative Assistant II	0.9	1	1	1,365-1,851	17,112	17,112
Assistant II	1	1	1	1,365-1,851	17,112	17,112
Administrative Stipend	-	-	-	0	2,400	2,400
Personnel:						
(functional Area) Manager	1	1	1	3,833-5,250	57,000	57,000
Principal Personnel Analyst I	1	1	1	2,190-3,238	38,856	38,856
Senior Personnel Analyst	3.8	4	4	1,949-2,947	135,132	135,132
Administrative Analyst	0.9	1	1	1,698-2,461	26,712	26,712
Personnel Analyst	1.9	2	2	1,698-2,461	57,996	57,996
Administrative Assistant III	0.2	-	-	1,549-2,124	-	-
Administrative Assistant II	1.7	2	2	1,365-1,851	40,512	40,512
Assistant II	1.8	2	2	1,365-1,851	38,520	38,520
Principal Clerk	1	1	1	1,213-1,620	16,452	16,452
Assistant I	1	1	1	1,213-1,620	18,648	18,648
Secretary II	0.1	-	-	1,213-1,620	-	-
Senior Clerk	0.3	-	-	1,084-1,426	-	-
Senior Typist Clerk (a)	0.6	2	2	1,084-1,426	29,184	29,184
General Assistance	3.2	15.1	15.1	(177,065)	287,107	287,107
Totals, General Administration	99.8	125.9	125.9	\$2,606,296	\$3,365,811	\$3,365,811
Instruction And Departmental Research						
General Campus:						
Academic	407.4	389	389	(12,828,420)	14,596,141	14,596,141
Staff	192.9	219.4	219.4	(4,006,411)	4,892,388	4,892,388
General Assistance	75.5	56.2	56.2	(1,278,507)	1,369,088	1,369,088
Health Sciences:						
Academic	12.6	15	15	(484,614)	698,470	698,470
Staff	8.8	10.5	10.5	(182,372)	235,650	235,650
General Assistance	2.9	2	2	(50,185)	28,168	28,168
Totals, Instruction and Departmental Research	700.1	692.1	692.1	\$18,830,509	\$21,819,905	\$21,819,905
Summer Session						
Academic & Staff	1.6	1.6	1.6	(40,348)	44,473	44,473
General Assistance	11.2	12.7	12.7	(116,998)	135,942	135,942
Totals, Summer Session	12.8	14.3	14.3	\$157,346	\$180,415	\$180,415
Organized Activities-Other						
Staff	7.9	7.9	7.9	(179,621)	210,805	210,805
General Assistance	2.5	5.7	5.7	(34,529)	30,435	30,435
Totals, Organized Activities-Other	10.4	13.6	13.6	\$214,150	\$241,240	\$241,240
Organized Research						
General Campus:						
Academic	130	145.6	145.6	(4,960,915)	6,535,138	6,535,138
Staff	215.8	248.8	248.8	(5,137,540)	6,439,408	6,439,408
General Assistance	46.7	39.8	39.8	(1,628,162)	406,329	406,329
Totals, Organized Research	392.5	434.2	434.2	\$11,726,617	\$13,380,875	\$13,380,875
Libraries						
Academic & Staff	103.9	120.5	120.5	(2,101,079)	2,559,076	2,559,076
General Assistance	25.3	12.8	12.8	(330,610)	311,209	311,209
Totals, Libraries	129.2	133.3	133.3	\$2,431,689	\$2,870,285	\$2,870,285
University Extension						
Academic & Staff	24.5	24.4	24.4	(508,277)	547,111	547,111
General Assistance	34.4	36.5	36.5	(791,527)	1,231,033	1,231,033
Totals, University Extension	58.9	60.9	60.9	\$1,299,804	\$1,778,144	\$1,778,144
Extension And Public Service						
Academic & Staff	1.6	2	2	(34,354)	40,020	40,020
General Assistance	0.6	1	1	(8,152)	4,545	4,545
Totals, Extension and Public Service	2.2	3	3	\$42,506	\$44,565	\$44,565

University of California
6440 RIVERSIDE CAMPUS—Continued

ORGANIZATIONAL UNIT Classification	NUMBER OF POSITIONS			EXPENDITURES		
	Filled 1983-84	Authorized 1984-85	Proposed 1985-86	Actual 1983-84	Estimated 1984-85	Proposed 1985-86
Maintenance And Operation Of Plant						
Academic & Staff	159.7	182	182	(3,027,564)	3,601,360	3,601,360
General Assistance	10.6	13.5	13.5	(201,296)	280,546	280,546
Totals, Maintenance and Opera- tion of Plant	170.3	195.5	195.5	\$3,228,860	\$3,881,906	\$3,881,906
Student Services						
Academic & Staff	72	85.6	85.6	(1,614,554)	2,037,748	2,037,748
General Assistance	52.8	53.7	53.7	(1,196,231)	1,075,948	1,075,948
Totals, Student Services	124.8	139.3	139.3	\$2,810,785	\$3,113,696	\$3,113,696
Institutional Services & General Expense						
Academic & Staff	105.2	112.3	112.3	(2,336,978)	2,760,337	2,760,337
General Assistance	37	27.8	27.8	(501,168)	573,610	573,610
Totals, Institutional Services & General Expense	142.2	140.1	140.1	\$2,838,146	\$3,333,947	\$3,333,947
Auxiliary Enterprises						
Academic & Staff	52.4	48.5	48.5	(990,878)	975,054	975,054
General Assistance	57.5	101.9	101.9	(1,038,103)	1,266,951	1,266,951
Totals, Auxiliary Enterprises	109.9	150.4	150.4	\$2,028,981	\$2,242,005	\$2,242,005
Merits And Promotions						
Academic	-	-	-	-	850,230	850,230
Staff	-	-	-	-	277,613	277,613
Totals, Merits and Promotions	-	-	-	-	\$1,127,843	\$1,127,843
Totals, Riverside Campus	1,953.1	2,102.6	2,102.6	\$48,215,689	\$57,380,637	\$57,380,637

University of California
6440 SAN DIEGO CAMPUS *

ORGANIZATIONAL UNIT	Filled	Authorized	Proposed	Actual	Estimated	Proposed
Classification	1983-84	1984-85	1985-86	1983-84	1984-85	1985-86
General Administration						
Genl Admin-Unall-Chancellor:						
Pr Administrative Analyst II	-	1	1	\$2,461-3,592	\$36,228	\$36,228
Senior Budget Analyst	-	1	1	1,949-2,947	29,328	29,328
ADP Systems Analyst	-	1.6	1.6	1,949-2,833	43,738	43,738
Chancellors Office:						
Chancellor	1	1	1	7,708	92,500	92,500
Asst Chan (functional Area)q	2.2	1	1	4,167-6,458	61,000	61,000
Pr Administrative Analyst II	0.8	-	-	2,461-3,592	-	-
Soc Secty & Mgr Of Univ House	1	1	1	2,225	26,700	26,700
Admin Secty Tt	1	1	1	2,042-2,708	32,000	32,000
Administrative Analyst	1	1	1	1,698-2,461	27,336	27,336
Administrative Assistant III	0.8	1	1	1,549-2,124	22,716	22,716
Secretary II	0.9	1	1	1,213-1,620	16,452	16,452
Vice Chanc-Acad Affairs:						
Vice Chan (restricted Use)	1	1	1	6,667-7,917	92,000	92,000
(functl Area) Officer	0.8	1	1	3,808-5,417	45,700	45,700
Asst Vice Chan (functl Area)	1	1	1	3,725-6,458	52,600	52,600
Asst Tt Vc (functional Area)	0.8	0.8	0.8	3,442-4,217	37,950	37,950
Pr Administrative Analyst II	0.3	-	-	2,461-3,592	-	-
Senior Administrative Analyst	2	2	2	1,949-2,947	69,120	69,120
Asst Tt (dean),(dir),or Cp I	1	1	1	1,903-2,704	32,184	32,184
Administrative Analyst	2.9	3	3	1,698-2,461	77,148	77,148
Asst Administrative Analyst	1	1	1	1,688-2,027	24,324	24,324
Administrative Assistant III	1	1	1	1,549-2,124	21,360	21,360
Administrative Assistant II	3.5	4	4	1,365-1,851	75,792	75,792
Secretary III	2	2	2	1,365-1,851	40,644	40,644
Administrative Assistant I	0.6	0.5	0.5	1,213-1,620	7,297	7,297
Affirmative Action Program:						
Asst Public Admtn Analyst	0.1	-	-	1,688-2,027	-	-
Administrative Assistant II	0.2	0.5	0.5	1,365-1,851	8,928	8,928
Vcaa-Acad Affirm Action:						
Administrative Analyst	1	1	1	1,698-2,461	26,712	26,712
Administrative Assistant II	0.9	1	1	1,365-1,851	16,380	16,380
Vc Undergraduate Affairs:						
Vice Chan (functional Area)	1	1	1	5,333-7,625	81,000	81,000
Asst Vice Chan (functl Area)	1	1	1	3,725-6,458	51,300	51,300
Administrative Analyst	1	1	1	1,698-2,461	29,328	29,328
Administrative Assistant III	3	3	3	1,549-2,124	67,560	67,560
Secretary I	0.8	0.8	0.8	1,084-1,426	11,225	11,225

*The Salary Range and the amounts shown in 1984-85 and 1985-86 for this department do not reflect the 1984-85 fiscal year salary increase adjustment. This adjustment is reflected in the departmental Summary by Object of the Governor's Budget.

University of California
6440 SAN DIEGO CAMPUS—Continued

1
2
3
4
5
6
7
8
9
10
11
12
13
14
15
16
17
18
19
20
21
22
23
24
25
26
27
28
29
30
31
32
33
34
35
36
37
38
39
40
41
42
43
44
45
46
47
48
49
50
51
52
53
54
55
56
57
58
59
60
61
62
63
64
65
66
67
68
69
70
71
72
73
74
75
76
77
78
79
80
81
82
83
84
85
86
87
88
89
90
91
92
93
94
95
96
97
98

ORGANIZATIONAL UNIT Classification	NUMBER OF POSITIONS			EXPENDITURES		
	Filled 1983-84	Authorized 1984-85	Proposed 1985-86	Actual 1983-84	Estimated 1984-85	Proposed 1985-86
Vc-Business & Finance:				SALARY RANGE		
Vice Chan (functional Area)	1	1	1	5,333-7,625	80,000	80,000
Assoc Vice Chan (functl Area)	0.7	1	1	3,667-6,850	66,000	66,000
Pr Administrative Analyst I	0.4	1	1	2,190-3,238	37,056	37,056
Senior Administrative Analyst	0.3	-	-	1,949-2,947	-	-
Asst Tt (dean), (dir), or Cp I	0.7	1	1	1,903-2,704	30,756	30,756
Administrative Analyst	0.3	-	-	1,698-2,461	-	-
Administrative Assistant II	0.7	1	1	1,365-1,851	18,648	18,648
Administrative Assistant I	0.8	1	1	1,213-1,620	17,460	17,460
Campus Info System Dir Office:						
Director (functional Area)	0.5	1	1	3,075-9,333	72,600	72,600
Pr Administrative Analyst II	-	1	1	2,461-3,592	35,364	35,364
Administrative Assistant I	0.3	1	1	1,213-1,620	14,556	14,556
Secretary II	0.5	-	-	1,213-1,620	-	-
Vc-Resource Management:						
Vice Chan (functional Area)	1	1	1	5,333-7,625	91,500	91,500
Asst Vice Chan (functl Area)	1	1	1	3,725-6,458	52,300	52,300
Assoc Vice Chan (functl Area)	0.7	-	-	3,667-6,850	-	-
Principal Planner	1.2	1	1	3,088-3,733	43,764	43,764
Senior Planner	0.1	-	-	2,682-3,238	-	-
Pr Administrative Analyst II	0.6	1	1	2,461-3,592	35,364	35,364
Administrative Analyst	1	1	1	1,698-2,461	29,328	29,328
Administrative Assistant III	0.3	-	-	1,549-2,124	-	-
Secretary III	0.4	1	1	1,365-1,851	18,648	18,648
Secretary II	0.8	1	1	1,213-1,620	15,864	15,864
Assoc Vc-Resource Management:						
Assoc Vice Chan (functl Area)	1	1	1	3,667-6,850	66,500	66,500
(functional Area) Manager	0.7	-	-	3,242-6,292	-	-
Pr Administrative Analyst II	0.8	1	1	2,461-3,592	42,720	42,720
Principal Budget Analyst II	1	1	1	2,461-3,592	42,720	42,720
Senior Facility Requirements	2	2	2	1,949-2,947	63,732	63,732
Senior Administrative Analyst	0.1	1	1	1,949-2,947	35,364	35,364
Administrative Analyst	0.2	1	1	1,698-2,461	24,324	24,324
Budget Analyst	0.6	1	1	1,698-2,461	24,324	24,324
Assistant Budget Analyst	1	1	1	1,688-2,027	23,280	23,280
Administrative Assistant III	1	1	1	1,549-2,124	23,784	23,784
Administrative Assistant II	1.1	1	1	1,365-1,851	17,832	17,832
Secretary III	0.9	1	1	1,365-1,851	16,380	16,380
Office Of Internal Audit:						
Manager (functional Area)	1	1	1	3,533-5,250	55,000	55,000
Principal Auditor II	1	1	1	2,461-3,915	42,720	42,720
Principal Auditor I	2	2	2	2,190-3,478	78,684	78,684
Senior Auditor	5	5	5	1,949-2,947	167,424	167,424
Administrative Analyst	0.4	0.4	0.4	1,698-2,461	9,730	9,730
Sr Word Processing Specialist	0.9	1	1	1,213-1,767	14,556	14,556
Administrative Records:						
Administrative Analyst	0.9	1	1	1,698-2,461	28,668	28,668
Asst Administrative Analyst	1	1	1	1,688-2,027	24,324	24,324
Administrative Assistant II	1	1	1	1,365-1,851	21,204	21,204
Senior Typist Clerk (a)	1	1	1	1,084-1,426	16,452	16,452
Campus Planning Office:						
Assoc Vice Chan (functl Area)	0.8	-	-	3,667-6,850	-	-
(functional Area) Manager	2	2	2	3,242-6,292	92,200	92,200
Principal Planner	0.4	-	-	3,088-3,733	-	-
Director (functional Area)	0.4	-	-	3,075-9,333	-	-
Senior Planner	-	1	1	2,682-3,238	38,856	38,856
Asst Administrative Analyst	1	1	1	1,688-2,027	24,324	24,324
Administrative Assistant III	1.4	2	2	1,549-2,124	46,644	46,644
Administrative Assistant II	1	1	1	1,365-1,851	18,228	18,228
Accounting Office:						
Assoc (functl Area) Officer	1	1	1	3,925-4,333	50,000	50,000
Asst Vice Chan (functl Area)	0.5	1	1	3,725-6,458	62,500	62,500
(functional Area) Manager	0.5	-	-	3,242-6,292	-	-
Principal Accountant II	2.3	3	3	2,461-3,592	125,232	125,232
Principal Accountant I	2.1	2	2	2,190-3,238	74,220	74,220
Senior Administrative Analyst	1	1	1	1,949-2,947	35,364	35,364
Senior Accountant	3.7	3	3	1,949-2,947	105,288	105,288
Administrative Analyst	0.1	1	1	1,698-2,461	24,324	24,324
Accountant	3	3	3	1,698-2,461	84,708	84,708
Assistant Accountant	2.1	3	3	1,688-2,027	70,320	70,320
Administrative Assistant III	8.8	7	7	1,549-2,124	151,428	151,428
Administrative Assistant II	6.4	8	8	1,365-1,851	143,424	143,424
Principal Clerk	14.8	14.5	14.5	1,213-1,620	235,026	235,026
Lead Key Entry Operator	0.3	-	-	1,213-1,620	-	-
Secretary II	1	1	1	1,213-1,620	16,380	16,380
Key Entry Operator	5	5.5	5.5	1,127-1,488	80,874	80,874
Senior Clerk	5.9	7	7	1,084-1,426	95,436	95,436
Senior Typist Clerk (a)	1	1	1	1,084-1,426	13,524	13,524
Acct Office-extramural Funds:						
Principal Accountant II	1	1	1	2,461-3,592	40,740	40,740
Senior Accountant	1	1	1	1,949-2,947	31,428	31,428
Administrative Analyst	3	3	3	1,698-2,461	87,984	87,984
Accountant	1	1	1	1,698-2,461	27,336	27,336
Administrative Assistant III	6.2	7	7	1,549-2,124	145,692	145,692

University of California
6440 SAN DIEGO CAMPUS—Continued

ORGANIZATIONAL UNIT Classification	NUMBER OF POSITIONS			SALARY RANGE Actual 1983-84	EXPENDITURES	
	Filed 1983-84	Authorized 1984-85	Proposed 1985-86		Estimated 1984-85	Proposed 1985-86
Administrative Assistant II	3.3	3	3	1,365-1,851	51,720	51,720
Principal Clerk	1	1	1	1,213-1,620	15,096	15,096
Senior Typist Clerk (a)	1.1	2	2	1,084-1,426	26,532	26,532
Office Of Contract-grant Admin:						
Manager (functional Area)	1	1	1	3,533-5,250	51,600	51,600
Pr Administrative Analyst II	1	1	1	2,461-3,592	42,720	42,720
Pr Administrative Analyst I	1	1	1	2,190-3,238	37,056	37,056
Senior Administrative Analyst	3.2	4	4	1,949-2,947	136,044	136,044
Administrative Analyst	5.5	5	5	1,698-2,461	133,728	133,728
Asst Administrative Analyst	1.3	1	1	1,688-2,027	22,212	22,212
Administrative Assistant II	0.9	1	1	1,365-1,851	17,832	17,832
Principal Clerk	0.2	1	1	1,213-1,620	15,696	15,696
Administrative Assistant I	0.1	-	-	1,213-1,620	-	-
Senior Clerk	1.3	-	-	1,084-1,426	-	-
Senior Typist Clerk (a)	0.5	1	1	1,084-1,426	13,008	13,008
Clerk	0.2	1	1	975-1,272	11,700	11,700
Assoc Vc-Facilities Mgmt:						
Assoc Vice Chan (functl Area)	0.3	-	-	3,667-6,850	-	-
Administrative Assistant III	0.3	-	-	1,549-2,124	-	-
Construction Contr-fiscal Mgmt:						
Manager (functional Area)	0.5	-	-	3,533-5,250	-	-
Senior Administrative Analyst	0.3	-	-	1,949-2,947	-	-
Administrative Analyst	0.3	-	-	1,698-2,461	-	-
Administrative Assistant III	0.3	-	-	1,549-2,124	-	-
Administrative Assistant II	0.9	-	-	1,365-1,851	-	-
Principal Clerk	0.3	-	-	1,213-1,620	-	-
Design And Construction:						
Asst Vice Chan (functl Area)	0.5	1	1	3,725-6,458	60,500	60,500
Campus Architect	0.5	-	-	3,636	-	-
Principal Architect	0.9	1	1	3,395-4,106	49,272	49,272
Principal Engineer	0.8	1	1	3,395-4,106	49,272	49,272
Senior Architect	0.4	-	-	3,088-3,733	-	-
Senior Engineer	1.3	2	2	2,947-3,560	77,100	77,100
Associate Architect	3.6	5	5	2,682-3,238	188,988	188,988
Senior Construction Inspector	2.8	3	3	2,682-3,238	108,984	108,984
Pr Administrative Analyst II	0.5	1	1	2,461-3,592	38,856	38,856
Assoc Construction Inspector	1.4	2	2	2,444-2,947	68,340	68,340
Architectural Associate	1	1	1	1,940-2,226	20,376	20,376
Junior Engineer	1	1	1	1,940-2,226	26,712	26,712
Administrative Analyst	0.5	1	1	1,698-2,461	25,488	25,488
Administrative Assistant III	0.2	1	1	1,549-2,124	20,748	20,748
Administrative Assistant II	3.2	7	7	1,365-1,851	120,912	120,912
Secretary II	0.2	-	-	1,213-1,620	-	-
Senior Typist Clerk (a)	-	1	1	1,084-1,426	13,008	13,008
Secretary I	1.1	2	2	1,084-1,426	26,532	26,532
Campus Planner:						
Senior Planner	0.3	-	-	2,682-3,238	-	-
Business Office:						
Asst Vice Chan (functl Area)	1	1	1	3,725-6,458	58,300	58,300
Pr Administrative Analyst I	1	1	1	2,190-3,238	38,856	38,856
Asst Tt (dean), (dir), or Cp I	0.5	-	-	1,903-2,704	-	-
Administrative Analyst	1	1	1	1,698-2,461	29,328	29,328
Administrative Assistant III	0.7	2	2	1,549-2,124	38,964	38,964
Administrative Assistant II	0.7	-	-	1,365-1,851	-	-
Secretary III	0.7	-	-	1,365-1,851	-	-
Senior Typist Clerk (a)	0.4	0.5	0.5	1,084-1,426	7,092	7,092
Loan Administration Office:						
Mgt Services Officer II	1	1	1	1,949-2,833	35,364	35,364
Collections Manager	1	1	1	1,715-2,619	31,428	31,428
Senior Collections Rep	2	2	2	1,698-2,333	51,216	51,216
Administrative Analyst	0.2	1	1	1,698-2,461	25,488	25,488
Administrative Assistant III	0.8	-	-	1,549-2,124	-	-
Collections Representative	2.9	3	3	1,426-1,940	58,860	58,860
Principal Clerk	0.8	1	1	1,213-1,620	17,112	17,112
Administrative Assistant I	2	2	2	1,213-1,620	32,208	32,208
Cashier:						
Mgt Services Officer II	1	1	1	1,949-2,833	33,623	33,623
Administrative Assistant II	2.8	3	3	1,365-1,851	52,812	52,812
Administrative Assistant I	2.8	2.8	2.8	1,213-1,620	46,498	46,498
Inventory:						
Mgt Services Officer II	1	1	1	1,949-2,833	35,364	35,364
Administrative Assistant III	2	2	2	1,549-2,124	44,136	44,136
Principal Clerk	2.1	2	2	1,213-1,620	32,976	32,976
Administrative Assistant I	1.8	2	2	1,213-1,620	33,132	33,132
Material Management:						
(functional Area) Manager	0.5	1	1	3,833-5,250	51,700	51,700
Assoc Vice Chan (functl Area)	0.3	-	-	3,667-6,850	-	-
Manager (functional Area)	0.2	-	-	3,533-5,250	-	-
Administrative Assistant III	0.8	1	1	1,549-2,124	18,588	18,588
Administrative Assistant II	0.1	-	-	1,365-1,851	-	-

University of California
6440 SAN DIEGO CAMPUS—Continued

ORGANIZATIONAL UNIT Classification	NUMBER OF POSITIONS			EXPENDITURES		
	Filed 1983-84	Authorized 1984-85	Proposed 1985-86	Actual 1983-84	Estimated 1984-85	Proposed 1985-86
Purchasing:				SALARY RANGE		
Buyer V	2	2	2	2,461-3,560	81,576	81,576
Pr Administrative Analyst I	0.2	-	-	2,190-3,238	-	-
Mgt Services Officer III	0.1	-	-	2,190-3,191	-	-
Buyer IV	3.1	3	3	2,190-3,238	109,896	109,896
Senior Administrative Analyst	0.2	-	-	1,949-2,947	-	-
Buyer III	3.3	3	3	1,949-2,947	102,876	102,876
Buyer II	3.9	4	4	1,698-2,461	106,296	106,296
Administrative Assistant II	2.9	3	3	1,365-1,851	56,016	56,016
Principal Clerk	1	1	1	1,213-1,620	17,112	17,112
Administrative Assistant I	2.9	3	3	1,213-1,620	45,816	45,816
Lead Key Entry Operator	1	1	1	1,213-1,620	17,112	17,112
Key Entry Operator	2.2	2	2	1,127-1,488	29,700	29,700
Senior Clerk	1	1	1	1,084-1,426	15,096	15,096
Staff Personnel Mngmt Office:						
Asst (functl Area) Manager	0.8	1	1	4,333	52,000	52,000
Asst Vice Chan (functl Area)	1	1	1	3,725-6,458	62,500	62,500
Manager (functional Area)	1	1	1	3,533-5,250	51,300	51,300
Principal Personnel Analyst I	1.4	1	1	2,190-3,238	38,856	38,856
Vocational REHAB Counselor	0.1	-	-	1,953-2,619	-	-
Senior Personnel Analyst	8	8	8	1,949-2,947	268,764	268,764
Asst Tt (dean),(dir),or Cp I	0.2	1	1	1,903-2,704	32,184	32,184
Administrative Analyst	1	1	1	1,698-2,461	29,328	29,328
Personnel Analyst	5.4	7.5	7.5	1,698-2,461	204,504	204,504
Asst Administrative Analyst	1	1	1	1,688-2,027	24,324	24,324
Sr Employment Representative	0.6	-	-	1,621-2,351	-	-
Administrative Assistant III	0.3	-	-	1,549-2,124	-	-
Program Representative I	0.8	1	1	1,522-1,809	21,204	21,204
Employment Representative	0	-	-	1,426-2,042	-	-
Administrative Assistant II	4.8	6	6	1,365-1,851	116,844	116,844
Principal Clerk	1	1	1	1,213-1,620	17,112	17,112
Administrative Assistant I	3.1	2	2	1,213-1,620	33,564	33,564
Senior Typist Clerk (b)	0.3	1	1	1,127-1,488	14,736	14,736
Senior Typist Clerk (a)	0.6	-	-	1,084-1,426	-	-
Staff Affirmative Action:						
Pr Administrative Analyst II	0.7	1	1	2,461-3,592	40,740	40,740
Pr Administrative Analyst I	0.3	-	-	2,190-3,238	-	-
Administrative Analyst	1	1	1	1,698-2,461	27,996	27,996
Administrative Assistant II	2	2	2	1,365-1,851	38,484	38,484
Secretary II	0.4	1	1	1,213-1,620	15,864	15,864
General Assistance	27.1	14.7	14.7	(402,065)	387,745	387,745
Totals, General Administration	316	324.1	324.1	\$7,823,391	\$8,979,582	\$8,979,582
Instruction And Departmental Research						
General Campus:						
Academic	718.1	877.4	877.4	(23,096,801)	30,042,308	30,042,308
Staff	282	387.7	387.7	(5,562,365)	8,518,547	8,518,547
General Assistance	83.7	29.9	29.9	(1,367,429)	502,029	502,029
Health Sciences:						
Academic	240.8	219.3	219.3	(15,107,890)	13,638,695	13,638,695
Provision-interns & Residents	-	-	-	(68,939)	1,822,307	1,822,307
Staff	179.1	189.2	189.2	(3,810,701)	4,139,237	4,139,237
General Assistance	319	22	22	(5,723,442)	1,137,370	1,137,370
Totals, Instruction and Departmental Research	1,822.7	1,725.5	1,725.5	\$54,737,567	\$59,800,493	\$59,800,493
Summer Session						
Academic & Staff	2.1	1.3	1.3	(52,558)	47,407	47,407
General Assistance	14.7	11.1	11.1	(365,112)	420,929	420,929
Totals, Summer Session	16.8	12.4	12.4	\$417,670	\$468,336	\$468,336
Organized Activities-Hospitals & Clinics						
Academic	-	-	-	(16,907)	-	-
Provision-interns & Residents	-	-	-	(5,173,787)	6,183,000	6,183,000
Staff	659.7	646.7	646.7	(16,252,526)	17,269,197	17,269,197
General Assistance	1,599	1,576.3	1,576.3	(34,658,481)	34,827,781	34,827,781
Totals, Organized Activities-Hospitals & Clinics	2,258.7	2,223	2,223	\$56,101,701	\$58,279,978	\$58,279,978
Organized Activities-Other						
Academic	11	1.6	1.6	(521,156)	66,954	66,954
Provision-interns & Residents	-	-	-	(34,875)	-	-
Staff	224.6	209.6	209.6	(4,830,805)	5,018,211	5,018,211
General Assistance	68.4	40	40	(2,038,882)	2,926,495	2,926,495
Totals, Organized Activities-Other	304	251.2	251.2	\$7,425,718	\$8,011,660	\$8,011,660

University of California
6440 SAN DIEGO CAMPUS—Continued

ORGANIZATIONAL UNIT Classification	NUMBER OF POSITIONS			EXPENDITURES		
	Filled 1983-84	Authorized 1984-85	Proposed 1985-86	Actual 1983-84	Estimated 1984-85	Proposed 1985-86
Organized Research						
General Campus:				SALARY RANGE		
Academic	107.7	104	104	(3,784,924)	4,677,292	4,677,292
Staff	232	247.6	247.6	(5,597,630)	6,978,733	6,978,733
General Assistance	32.1	37.2	37.2	(1,138,453)	574,669	574,669
Health Sciences:						
Academic	1.6	1	1	(66,830)	39,468	39,468
Staff	3.7	3	3	(69,452)	62,784	62,784
General Assistance	5.9	-	-	(137,131)	-	-
Totals, Organized Research	383	392.8	392.8	\$10,794,420	\$12,332,946	\$12,332,946
Libraries						
Academic & Staff	167.2	183.1	183.1	(3,398,140)	4,393,853	4,393,853
General Assistance	37.6	35.6	35.6	(590,017)	605,550	605,550
Totals, Libraries	204.8	218.7	218.7	\$3,988,157	\$4,999,403	\$4,999,403
University Extension						
Academic & Staff	50.3	56.7	56.7	(1,102,476)	1,442,194	1,442,194
General Assistance	51.2	52.5	52.5	(1,223,203)	1,497,709	1,497,709
Totals, University Extension	101.5	109.2	109.2	\$2,325,679	\$2,939,903	\$2,939,903
Extension And Public Service						
Academic & Staff	16	15.5	15.5	(367,855)	405,893	405,893
General Assistance	4.7	1.2	1.2	(62,996)	67,666	67,666
Totals, Extension and Public Service	20.7	16.7	16.7	\$430,851	\$473,559	\$473,559
Maintenance And Operation Of Plant						
Academic & Staff	333.7	356.6	356.6	(5,983,259)	7,285,492	7,285,492
General Assistance	34.9	26	26	(286,211)	502,640	502,640
Totals, Maintenance and Operation of Plant	368.6	382.6	382.6	\$6,269,470	\$7,788,132	\$7,788,132
Student Services						
Academic & Staff	223.7	244.8	244.8	(5,087,437)	6,041,534	6,041,534
General Assistance	85.3	40.1	40.1	(1,272,226)	1,163,811	1,163,811
Totals, Student Services	309	284.9	284.9	\$6,359,663	\$7,205,345	\$7,205,345
Institutional Services & General Expense						
Academic & Staff	229.4	251	251	(4,820,018)	6,004,898	6,004,898
General Assistance	72.4	54.2	54.2	(1,026,571)	1,150,836	1,150,836
Totals, Institutional Services & General Expense	301.8	305.2	305.2	\$5,846,589	\$7,155,734	\$7,155,734
Auxiliary Enterprises						
Academic & Staff	216	228.5	228.5	(3,608,063)	4,346,837	4,346,837
General Assistance	115.8	102.5	102.5	(1,604,217)	2,375,214	2,375,214
Totals, Auxiliary Enterprises	331.8	331	331	\$5,212,280	\$6,722,051	\$6,722,051
Merits And Promotions						
Academic	-	-	-	-	467,912	467,912
Staff	-	-	-	-	88,585	88,585
Totals, Merits and Promotions	-	-	-	-	\$556,497	\$556,497
Totals, San Diego Campus	6,739.4	6,577.3	6,577.3	\$167,733,156	\$185,713,619	\$185,713,619

University of California
6440 SANTA CRUZ CAMPUS *

General Administration				SALARY RANGE		
Chancellors Office:						
Chancellor	1	1	1	\$7,208	\$86,500	\$86,500
Spec Asst Tt Chanc (funt Area)	0.5	0.5	0.5	4,333	26,000	26,000
Exec Asst To The Chancellor	1	1	1	3,542-5,017	42,500	42,500
Senior ADP Systems Analyst	0.1	-	-	2,242-3,316	-	-
Admin Secty Tt	1	1	1	2,042-2,708	25,284	25,284
Senior Administrative Analyst	0.2	0.5	0.5	1,949-2,947	14,664	14,664
Administrative Assistant III	1	1	1	1,549-2,124	24,324	24,324

*The Salary Range and the amounts shown in 1984-85 and 1985-86 for this department do not reflect the 1984-85 fiscal year salary increase adjustment. This adjustment is reflected in the departmental Summary by Object of the Governor's Budget.

University of California
6440 SANTA CRUZ CAMPUS—Continued

1
2
3
4
5
6
7
8
9
10
11
12
13
14
15
16
17
18
19
20
21
22
23
24
25
26
27
28
29
30
31
32
33
34
35
36
37
38
39
40
41
42
43
44
45
46
47
48
49
50
51
52
53
54
55
56
57
58
59
60
61
62
63
64
65
66
67
68
69
70
71
72
73
74
75
76
77
78
79
80
81
82
83
84
85
86
87
88
89
90
91
92
93
94
95
96
97
98

ORGANIZATIONAL UNIT Classification	NUMBER OF POSITIONS			EXPENDITURES		
	Filled 1983-84	Authorized 1984-85	Proposed 1985-86	Actual 1983-84	Estimated 1984-85	Proposed 1985-86
				SALARY RANGE		
Assistant II	0.8	2	2	1,365-1,851	37,606	37,606
Principal Clerk	0.9	1	1	1,213-1,620	17,420	17,420
Assistant I	1.7	0.5	0.5	1,213-1,620	7,932	7,932
Secretary II	0.7	2.2	2.2	1,213-1,620	33,668	33,668
Chancellors Off Spec Proj V:						
Programmer	-	0.5	0.5	1,949-2,833	13,395	13,395
Asst Administrative Analyst	-	2.4	2.4	1,688-2,027	48,614	48,614
Assistant III	-	1	1	1,549-2,124	20,256	20,256
Vice Chancellor-Academic:						
Vice Chan (restricted Use)	0.5	0.5	0.5	6,667-7,917	29,850	29,850
Spec Asst Tt Chanc (funct Area)	0.3	0.5	0.5	4,333	26,000	26,000
Asst Vice Chan (funct Area)	0.8	1	1	3,725-6,458	53,700	53,700
Senior Budget Analyst	1	1	1	1,949-2,947	35,364	35,364
Assistant Budget Analyst	1	1	1	1,688-2,027	21,204	21,204
Administrative Assistant III	0.8	1	1	1,549-2,124	20,256	20,256
Assistant I	0.5	0.5	0.5	1,213-1,620	7,932	7,932
Secretary II	0.9	1.6	1.6	1,213-1,620	27,459	27,459
Sum Diff With Mgt Title	-	-	-	0	4,200	4,200
Admin Stipend With Mgt Title	-	-	-	0	23,200	23,200
Academic Affairs-Personnel:						
Pr Administrative Analyst I	0.5	1	1	2,190-3,238	35,364	35,364
Senior Administrative Analyst	0.8	-	-	1,949-2,947	-	-
Administrative Analyst	1.2	2	2	1,698-2,461	56,040	56,040
Assistant II	1.6	2	2	1,365-1,851	36,816	36,816
Assistant I	0.3	-	-	1,213-1,620	-	-
Affirmative Action:						
Administrative Analyst	1	1	1	1,698-2,461	29,328	29,328
Administrative Assistant I	0.8	1	1	1,213-1,620	15,696	15,696
Affirm Act-Academic Personnel:						
Asst Res--9-Mos-Xmural Funds	0.2	-	-	2,611-3,444	-	-
Accounting:						
(functional Area) Manager	1	1	1	3,242-6,292	56,000	56,000
Principal Accountant II	1	1	1	2,461-3,592	42,720	42,720
Principal Accountant I	2	2	2	2,190-3,238	77,712	77,712
Senior Accountant	2.2	2	2	1,949-2,947	67,548	67,548
Accountant	1.8	2	2	1,698-2,461	58,656	58,656
Assistant Accountant	1.8	2.8	2.8	1,688-2,027	62,350	62,350
Administrative Assistant III	1	1	1	1,549-2,124	20,844	20,844
Assistant II	5.5	5.8	5.8	1,365-1,851	108,681	108,681
Principal Clerk	0.8	1	1	1,213-1,620	17,496	17,496
Assistant I	4	4.2	4.2	1,213-1,620	68,080	68,080
Senior Clerk	1.3	1.7	1.7	1,084-1,426	23,465	23,465
Secretary I	0.1	0.5	0.5	1,084-1,426	6,504	6,504
Audit:						
(functional Area) Manager	1	1	1	3,833-5,250	49,200	49,200
Auditor	0.7	1	1	1,698-2,461	26,712	26,712
Secretary II	-	0.5	0.5	1,213-1,620	7,932	7,932
Business Serv-Manager:						
Director (functional Area)	0.7	-	-	3,075-9,333	-	-
Secretary II	0.8	-	-	1,213-1,620	-	-
Cashier:						
Managemnt Services Officer I	1	1	1	1,698-2,461	25,440	25,440
Senior Cashier	1	1	1	1,213-1,620	15,864	15,864
Cashier	3.6	3.8	3.8	1,084-1,426	54,699	54,699
Contracts And Grants Admin:						
Mgt Services Officer IV	1	0.5	0.5	2,461-3,592	23,490	23,490
Pr Administrative Analyst I	1	1	1	2,190-3,238	38,856	38,856
Administrative Analyst	1.6	1.8	1.8	1,698-2,461	47,786	47,786
Asst Administrative Analyst	0.3	-	-	1,688-2,027	-	-
Assistant I	1.2	1.4	1.4	1,213-1,620	24,374	24,374
Purchasing:						
Buyer V	0.8	1	1	2,461-3,560	38,856	38,856
Buyer IV	1	1	1	2,190-3,238	33,756	33,756
Buyer III	1.1	1	1	1,949-2,947	32,184	32,184
Buyer II	0.6	1	1	1,698-2,461	24,324	24,324
Assistant II	0.9	1	1	1,365-1,851	16,380	16,380
Assistant I	2.6	3	3	1,213-1,620	47,364	47,364
Personnel:						
(functional Area) Manager	1	1	1	3,833-5,250	43,200	43,200
Principal Personnel Analyst II	1	-	-	2,461-3,592	-	-
Principal Personnel Analyst I	0.9	1	1	2,190-3,238	38,856	38,856
Senior Personnel Analyst	1.1	2	2	1,949-2,947	68,340	68,340
Assistant Programmer	0.1	-	-	1,893-2,278	-	-
Personnel Analyst	2.2	1	1	1,698-2,461	29,328	29,328
Assistant Personnel Analyst	1.6	2	2	1,688-2,027	41,964	41,964
Assistant III	1	1	1	1,549-2,124	24,324	24,324
Administrative Assistant II	0.8	-	-	1,365-1,851	-	-
Assistant II	0.5	1	1	1,365-1,851	17,832	17,832
Assistant I	2.4	2.8	2.8	1,213-1,620	41,550	41,550

University of California
6440 SANTA CRUZ CAMPUS—Continued

1
2
3
4
5
6
7
8
9
10
11
12
13
14
15
16
17
18
19
20
21
22
23
24
25
26
27
28
29
30
31
32
33
34
35
36
37
38
39
40
41
42
43
44
45
46
47
48
49
50
51
52
53
54
55
56
57
58
59
60
61
62
63
64
65
66
67
68
69
70
71
72
73
74
75
76
77
78
79
80
81
82
83
84
85
86
87
88
89
90
91
92
93
94
95
96
97
98

ORGANIZATIONAL UNIT Classification	NUMBER OF POSITIONS			EXPENDITURES		
	Filed 1983-84	Authorized 1984-85	Proposed 1985-86	Actual 1983-84	Estimated 1984-85	Proposed 1985-86
				SALARY RANGE		
Physical Planning:						
Principal Architect	0.5	0.5	0.5	3,395-4,106	24,636	24,636
Principal Planner	0.6	0.6	0.6	3,088-3,733	27,774	27,774
Finance And Planning:						
(functional Area) Director	1	1	1	4,150-6,517	49,800	49,800
(functional Area) Manager	1	1	1	3,242-6,292	75,500	75,500
Director (functional Area)	1.2	1.3	1.3	3,075-9,333	67,260	67,260
Sr Educational Facility Plan	1	1	1	2,461-3,592	42,720	42,720
Pr Administrative Analyst I	0.1	-	-	2,190-3,238	-	-
Senior Administrative Analyst	0.9	1	1	1,949-2,947	35,364	35,364
Administrative Analyst	2	2	2	1,698-2,461	57,996	57,996
Budget Analyst	3	3	3	1,698-2,461	84,000	84,000
Asst Administrative Analyst	0.5	1	1	1,688-2,027	23,784	23,784
Administrative Assistant II	1	1	1	1,365-1,851	21,204	21,204
Secretary II	1.6	2	2	1,213-1,620	31,668	31,668
Prov Support Funds-Gen Admin:						
Pr Administrative Analyst II	-	1	1	2,461-3,592	35,364	35,364
Senior Administrative Analyst	-	0.5	0.5	1,949-2,947	14,664	14,664
Facility Requirements Analyst	-	1	1	1,698-2,461	29,328	29,328
Administrative Analyst	-	0.5	0.5	1,698-2,461	12,162	12,162
Buyer II	-	1	1	1,698-2,461	22,320	22,320
Assistant Personnel Analyst	-	0.9	0.9	1,688-2,027	18,230	18,230
Secretary III	-	0.6	0.6	1,365-1,851	9,999	9,999
Administrative Assistant I	-	1	1	1,213-1,620	15,864	15,864
Secretary II	-	1.3	1.3	1,213-1,620	22,614	22,614
Senior Clerk	-	0.3	0.3	1,084-1,426	3,546	3,546
General Admin-Holding Acct:						
Assistant I	-	1	1	1,213-1,620	15,864	15,864
General Assistance	11.1	1.4	1.4	(249,181)	74,979	74,979
Totals, General Administration	102.6	112.4	112.4	\$2,606,788	\$3,059,879	\$3,059,879
Instruction And Departmental Research						
General Campus:						
Academic	488.2	512	512	(14,240,407)	17,800,613	17,800,613
Staff	194.9	284.7	284.7	(4,069,259)	6,482,698	6,482,698
General Assistance	76.3	4	4	(1,143,037)	294,913	294,913
Totals, Instruction and Departmental Research	759.4	800.7	800.7	\$19,452,703	\$24,578,224	\$24,578,224
Summer Session						
Academic & Staff	2.5	2.5	2.5	(52,254)	(54,564)	(54,564)
General Assistance	9.6	10	10	(259,226)	217,636	217,636
Totals, Summer Session	12.1	12.5	12.5	\$311,480	\$272,200	\$272,200
Organized Activities-Other						
Staff	6.9	6.8	6.8	(127,651)	(140,442)	(140,442)
General Assistance	10.5	1.5	1.5	(117,260)	143,890	143,890
Totals, Organized Activities-Other	17.4	8.3	8.3	\$244,911	\$284,332	\$384,332
Organized Research						
General Campus:						
Academic	17.7	20.1	20.1	(796,004)	1,024,549	1,024,549
Staff	38.6	50.8	50.8	(986,420)	1,369,872	1,369,872
General Assistance	20.1	2.5	2.5	(784,719)	102,225	102,225
Totals, Organized Research	76.4	73.4	73.4	\$2,567,143	\$2,496,646	\$2,496,646
Libraries						
Academic & Staff	81.8	91.8	91.8	(1,807,948)	2,177,240	2,177,240
General Assistance	21.6	8.2	8.2	(212,693)	179,419	179,419
Totals, Libraries	103.4	100	100	\$2,020,641	\$2,356,659	\$2,356,659
University Extension						
Academic & Staff	21.1	21.1	21.1	(397,645)	425,195	425,195
General Assistance	24.3	22.5	22.5	(543,424)	618,402	618,402
Totals, University Extension	45.4	43.6	43.6	\$941,069	\$1,043,597	\$1,043,597
Extension And Public Service						
Academic & Staff	3.4	3.4	3.4	(71,689)	77,988	77,988
General Assistance	4.5	3.8	3.8	(52,566)	40,926	40,926
Totals, Extension and Public Service	7.9	7.2	7.2	\$124,255	\$118,914	\$118,914

University of California
6440 SANTA CRUZ CAMPUS—Continued

ORGANIZATIONAL UNIT Classification	NUMBER OF POSITIONS			EXPENDITURES		
	Filled 1983-84	Authorized 1984-85	Proposed 1985-86	Actual 1983-84	Estimated 1984-85	Proposed 1985-86
Maintenance And Operation Of Plant				SALARY RANGE		
Academic & Staff	146.8	179.6	179.6	(3,004,540)	3,939,058	3,939,058
General Assistance	24.6	8	8	(276,524)	321,139	321,139
Totals, Maintenance and Opera- tion of Plant	171.4	187.6	187.6	\$3,281,064	\$4,260,197	\$4,260,197
Student Services						
Academic & Staff	155.2	191.8	191.8	(3,395,232)	4,593,665	4,593,665
General Assistance	37.3	6	6	(875,792)	420,167	420,167
Totals, Student Services	192.5	197.8	197.8	\$4,271,024	\$5,013,832	\$5,013,832
Institutional Services & General Expense						
Academic & Staff	113	147.9	147.9	(2,562,169)	3,588,813	3,588,813
General Assistance	28.7	12.9	12.9	(361,932)	332,966	332,966
Totals, Institutional Services & General Expense	141.7	160.8	160.8	\$2,924,101	\$3,921,779	\$3,921,779
Auxiliary Enterprises						
Academic & Staff	48.1	53.1	53.1	(811,841)	1,015,362	1,015,362
General Assistance	68.3	24	24	(757,565)	427,506	427,506
Totals, Auxiliary Enterprises	116.4	77.1	77.1	\$1,569,406	\$1,442,868	\$1,442,868
Merits And Promotions						
Staff	-	-	-	-	206,053	206,053
Totals, Merits and Promotions	-	-	-	-	\$206,053	\$206,053
Totals, Santa Cruz Campus	1,746.6	1,781.4	1,781.4	\$40,314,585	\$49,055,180	\$49,055,180

University of California
6440 SANTA BARBARA CAMPUS *

General Administration Chancellors Office:				SALARY RANGE		
Chancellor	1	1	1	\$7,500	\$90,000	\$90,000
Asst Chan (functional Area)q	2	2	2	4,167-6,458	118,200	118,200
Assoc (functl Area) Officer	1	1	1	3,925-4,333	47,100	47,100
Exec Asst To The Chancellor	1	1	1	3,542-5,017	53,500	53,500
Pr Administrative Analyst II	1	1	1	2,461-3,592	42,720	42,720
Student Affairs Officer III	0.5	-	-	2,444-2,947	-	-
Pr Administrative Analyst I	0.4	-	-	2,190-3,238	-	-
Senior Administrative Analyst	2.2	4	4	1,949-2,947	130,023	130,023
Administrative Assistant IV	1	1	1	1,940-2,444	27,996	27,996
Administrative Analyst	1.9	1	1	1,698-2,461	25,488	25,488
Budget Analyst	1	1	1	1,698-2,461	29,328	29,328
Administrative Assistant III	1.3	1.6	1.6	1,549-2,124	37,248	37,248
Administrative Assistant II	3	3.2	3.2	1,365-1,851	65,419	65,419
Assistant II	0.3	1	1	1,365-1,851	19,440	19,440
Pr Word Processing Specialist	0.8	1.5	1.5	1,365-1,940	30,924	30,924
Principal Clerk	2	2	2	1,213-1,620	37,296	37,296
Assistant I	0.7	-	-	1,213-1,620	-	-
Sr Word Processing Specialist	0.5	-	-	1,213-1,767	-	-
Secretary II	-	1	1	1,213-1,620	15,864	15,864
Word Processing Specialist	1	1	1	1,127-1,554	18,264	18,264
Clerk	-	1.7	1.7	975-1,272	21,685	21,685
Affirmative Action Program: (functional Area) Coordinator	1	1	1	3,042-4,242	47,800	47,800
Administrative Analyst	0.8	-	-	1,698-2,461	-	-
Asst Administrative Analyst	-	1	1	1,688-2,027	19,446	19,446
Administrative Assistant II	0.9	0.9	0.9	1,365-1,851	17,896	17,896
Senior Typist Clerk (a)	0.5	0.5	0.5	1,084-1,426	6,504	6,504
Contract & Grant Administratio:						
Spec Asst (functional Area)	-	1	1	5,500	35,292	35,292
Pr Administrative Analyst I	-	1	1	2,190-3,238	38,856	38,856
Administrative Analyst	1	2	2	1,698-2,461	56,664	56,664
Assistant III	-	1	1	1,549-2,124	21,360	21,360
Assistant I	-	1	1	1,213-1,620	17,112	17,112
Secretary II	-	1	1	1,213-1,620	15,096	15,096
Asst To Chanc-Univ Relations:						
Asst Chan (functional Area)q	1	1	1	4,167-6,458	75,100	75,100
Administrative Analyst	0.4	0.5	0.5	1,698-2,461	12,744	12,744
Sr Data Proc Prod Coordinator	0.1	-	-	1,396-1,809	-	-
Administrative Assistant II	1.3	1.3	1.3	1,365-1,851	25,521	25,521

*The Salary Range and the amounts shown in 1984-85 and 1985-86 for this department do not reflect the 1984-85 fiscal year salary increase adjustment. This adjustment is reflected in the departmental Summary by Object of the Governor's Budget.

University of California
6440 SANTA BARBARA CAMPUS—Continued

1
2
3
4
5
6
7
8
9
10
11
12
13
14
15
16
17
18
19
20
21
22
23
24
25
26
27
28
29
30
31
32
33
34
35
36
37
38
39
40
41
42
43
44
45
46
47
48
49
50
51
52
53
54
55
56
57
58
59
60
61
62
63
64
65
66
67
68
69
70
71
72
73
74
75
76
77
78
79
80
81
82
83
84
85
86
87
88
89
90
91
92
93
94
95
96
97
98

ORGANIZATIONAL UNIT Classification	NUMBER OF POSITIONS			EXPENDITURES		
	Filed 1983-84	Authorized 1984-85	Proposed 1985-86	Actual 1983-84	Estimated 1984-85	Proposed 1985-86
				SALARY RANGE		
Data Proc Prod Coordinator	0.7	-	-	1,236-1,586	-	-
Senior Typist Clerk (a)	0.3	1.3	1.3	1,084-1,426	18,084	18,084
Vice Chanc-Academic Affairs:						
Vice Chan (restricted Use)	1	1	1	6,667-7,917	86,500	86,500
Pr Administrative Analyst II	1	1	1	2,461-3,592	41,736	41,736
Senior Administrative Analyst	0.8	0.8	0.8	1,949-2,947	25,747	25,747
Administrative Analyst	1	1	1	1,698-2,461	27,336	27,336
Administrative Assistant III	0.5	1	1	1,549-2,124	20,256	20,256
Administrative Assistant II	1.5	1	1	1,365-1,851	21,204	21,204
Assistant II	0.5	1	1	1,365-1,851	19,440	19,440
Assistant I	0.5	-	-	1,213-1,620	-	-
Senior Clerk	0.5	1	1	1,084-1,426	15,552	15,552
Vice Chanc-Stdt & Community Af:						
Vice Chan (functional Area)	0.5	0.5	0.5	5,333-7,625	37,950	37,950
Asst Vice Chan (functl Area)	0.5	0.5	0.5	3,725-6,458	24,350	24,350
Administrative Assistant III	0.2	0.5	0.5	1,549-2,124	11,106	11,106
Administrative Assistant II	0.3	-	-	1,365-1,851	-	-
Administrative Assistant I	0.5	0.5	0.5	1,213-1,620	9,324	9,324
Vice Chancellor-Admin Service:						
Vice Chan (functional Area)	1	1	1	5,333-7,625	76,700	76,700
Assoc Vice Chan (functl Area)	0.3	-	-	3,667-6,850	-	-
Senior Administrative Analyst	0.2	-	-	1,949-2,947	-	-
Administrative Assistant III	0.6	1	1	1,549-2,124	22,212	22,212
Administrative Assistant II	0.4	-	-	1,365-1,851	-	-
Accounting Office:						
(functional Area) Manager	1	1	1	3,242-6,292	52,500	52,500
Principal Accountant II	0.8	1	1	2,461-3,592	42,720	42,720
Principal Accountant I	2.1	2	2	2,190-3,238	77,712	77,712
Senior Accountant	1	2	2	1,949-2,947	64,692	64,692
Administrative Analyst	1	1	1	1,698-2,461	27,336	27,336
Accountant	6	7	7	1,698-2,461	190,008	190,008
Assistant III	3	3	3	1,549-2,124	66,960	66,960
Administrative Assistant II	1	1	1	1,365-1,851	19,452	19,452
Assistant II	2.6	4	4	1,365-1,851	74,724	74,724
Assistant I	8.6	10	10	1,213-1,620	159,864	159,864
Senior Clerk	1.3	2	2	1,084-1,426	28,188	28,188
Senior Typist Clerk (a)	0.7	-	-	1,084-1,426	-	-
Architects & Engineers:						
Principal Engineer	0.6	0.5	0.5	3,395-4,106	24,636	24,636
Principal Planner	0.7	0.7	0.7	3,088-3,733	30,013	30,013
Sr Supt Of Physical Plant	-	0.5	0.5	2,748-3,478	19,896	19,896
Senior Administrative Analyst	1	1	1	1,949-2,947	35,364	35,364
Billing-Accts Receivable Office:						
Assistant III	1	1	1	1,549-2,124	23,280	23,280
Assistant II	1	1	1	1,365-1,851	17,832	17,832
Principal Clerk	0.8	1	1	1,213-1,620	17,112	17,112
Senior Clerk	0.7	1	1	1,084-1,426	13,008	13,008
Building Program Clearing Acct:						
Principal Engineer	0.2	-	-	3,395-4,106	-	-
Principal Planner	0.1	0.3	0.3	3,088-3,733	12,228	12,228
Sr Supt Of Physical Plant	0.2	-	-	2,748-3,478	-	-
Administrative Assistant III	0.3	1	1	1,549-2,124	20,256	20,256
Administrative Assistant II	0.3	1	1	1,365-1,851	17,856	17,856
Business Services Office:						
Manager (functional Area)	1	1	1	3,533-5,250	52,400	52,400
Mgt Services Officer III	0.5	1	1	2,190-3,191	40,740	40,740
Managemnt Services Officer I	0.3	1	1	1,698-2,461	30,600	30,600
Administrative Assistant III	1	1	1	1,549-2,124	24,324	24,324
Administrative Assistant II	1	1	1	1,365-1,851	19,452	19,452
Secretary II	1	1	1	1,213-1,620	17,112	17,112
Cashier:						
Mgt Services Officer II	1	1	1	1,949-2,833	30,996	30,996
Senior Cashier	0.7	1	1	1,213-1,620	14,556	14,556
Principal Clerk	0	-	-	1,213-1,620	-	-
Cashier	1	1	1	1,084-1,426	15,096	15,096
Collections Office:						
Mgt Services Officer II	1	1	1	1,949-2,833	36,336	36,336
Senior Collections Rep	0.9	1	1	1,698-2,333	25,488	25,488
Administrative Analyst	1	1	1	1,698-2,461	29,328	29,328
Collections Representative	0.9	1	1	1,426-1,940	18,588	18,588
Administrative Assistant II	1	1	1	1,365-1,851	19,032	19,032
Assistant I	0.7	1	1	1,213-1,620	15,096	15,096
Internal Audit:						
Manager (functional Area)	-	1	1	3,533-5,250	44,000	44,000
Senior Auditor	-	1	1	1,949-2,947	30,756	30,756
Secretary I (shorthand)	-	0.5	0.5	1,127-1,488	7,932	7,932
Inventory:						
Managemnt Services Officer I	0.7	1	1	1,698-2,461	29,592	29,592
Assistant I	1	1	1	1,213-1,620	16,020	16,020

University of California
6440 SANTA BARBARA CAMPUS—Continued

ORGANIZATIONAL UNIT Classification	NUMBER OF POSITIONS			EXPENDITURES		
	Filled 1983-84	Authorized 1984-85	Proposed 1985-86	Actual 1983-84	Estimated 1984-85	Proposed 1985-86
Personnel:				SALARY RANGE		
Director (functional Area)	1	1	1	3,075-9,333	57,300	57,300
Mgt Services Officer IV	0.3	1	1	2,461-3,592	45,132	45,132
Principal Personnel Analyst II	0.8	-	-	2,461-3,592	-	-
Principal Personnel Analyst I	0.4	1	1	2,190-3,238	32,976	32,976
Senior Employment Officer	0.6	1	1	1,949-2,947	32,976	32,976
Senior Personnel Analyst	2.4	3.5	3.5	1,949-2,947	109,398	109,398
Personnel Analyst	3.1	7	7	1,698-2,461	178,944	178,944
Assistant Personnel Analyst	0	-	-	1,688-2,027	-	-
Sr Employment Representative	0.4	-	-	1,621-2,351	-	-
Administrative Assistant III	1	1	1	1,549-2,124	24,324	24,324
Employment Representative	0.4	-	-	1,426-2,042	-	-
Assistant II	1	1	1	1,365-1,851	19,452	19,452
Data Proc Prod Coordinator	0.7	1	1	1,236-1,586	17,856	17,856
Administrative Assistant I	0.4	2	2	1,213-1,620	30,420	30,420
Assistant I	0.7	0.5	0.5	1,213-1,620	8,556	8,556
Secretary II	1	1	1	1,213-1,620	18,264	18,264
Senior Typist Clerk (b)	0.4	-	-	1,127-1,488	-	-
Word Processing Specialist	1.2	1	1	1,127-1,554	15,864	15,864
Senior Typist Clerk (a)	2.4	4.5	4.5	1,084-1,426	60,888	60,888
Personnel-Employee REHAB Prog:						
Vocational REHAB Counselor	0.2	-	-	1,953-2,619	-	-
Personnel Analyst	-	0.5	0.5	1,698-2,461	12,649	12,649
Purchasing:						
(functional Area) Manager	1	1	1	3,833-5,250	48,100	48,100
Buyer IV	0.5	1	1	2,190-3,238	36,228	36,228
Buyer III	2	2	2	1,949-2,947	67,512	67,512
Buyer II	1.3	2	2	1,698-2,461	54,708	54,708
Assistant II	0.5	1	1	1,365-1,851	20,748	20,748
Assistant I	2.9	4	4	1,213-1,620	62,676	62,676
Senior Typist Clerk (b)	-	1	1	1,127-1,488	14,736	14,736
General Assistance	17.2	8.3	8.3	(444,683)	308,978	308,978
Totals, General Administration	136.9	162.1	162.1	\$3,487,754	\$4,489,149	\$4,489,149
Instruction And Departmental Research						
General Campus:						
Academic	1,058.4	1,136.4	1,136.4	(30,776,206)	38,479,228	38,479,228
Staff	326.2	374.5	374.5	(6,744,974)	8,381,526	8,381,526
General Assistance	161.4	73	73	(2,802,857)	2,435,829	2,435,829
Totals, Instruction and Departmental Research	1,546	1,583.9	1,583.9	\$40,324,037	\$49,296,583	\$49,296,583
Summer Session						
Academic & Staff	1.9	2.5	2.5	(49,060)	48,844	48,844
General Assistance	20.6	28.8	28.8	(522,650)	561,634	561,634
Totals, Summer Session	22.5	31.3	31.3	\$571,710	\$610,478	\$610,478
Organized Activities-Other						
Academic	0.3	0.3	0.3	(15,288)	19,172	19,172
Staff	3	3	3	(53,448)	60,156	60,156
General Assistance	10.3	3	3	(406,229)	20,509	20,509
Totals, Organized Activities-Other	13.6	6.3	6.3	\$474,965	\$99,837	\$99,837
Organized Research						
General Campus:						
Academic	7.4	12.2	12.2	(333,543)	514,316	514,316
Staff	23.4	33.9	33.9	(507,622)	754,917	754,917
General Assistance	21.6	9.6	9.6	(1,093,079)	178,275	178,275
Totals, Organized Research	52.4	55.7	55.7	\$1,944,244	\$1,447,508	\$1,447,508
Libraries						
Academic & Staff	162.5	193.2	193.2	(3,606,839)	4,433,913	4,433,913
General Assistance	47.6	43	43	(639,669)	650,668	650,668
Totals, Libraries	210.1	236.2	236.2	\$4,246,508	\$5,084,581	\$5,084,581
University Extension						
Academic & Staff	17	18.5	18.5	(371,866)	420,063	420,063
General Assistance	25.5	29.7	29.7	(568,348)	675,442	675,442
Totals, University Extension	42.5	48.2	48.2	\$940,214	\$1,095,505	\$1,095,505
Extension And Public Service						
Academic & Staff	9	10	10	(184,160)	224,772	224,772
General Assistance	5.2	-	-	(63,935)	30,309	30,309
Totals, Extension and Public Service	14.2	10	10	\$248,095	\$255,081	\$255,081

University of California
6440 SANTA BARBARA CAMPUS—Continued

ORGANIZATIONAL UNIT Classification	NUMBER OF POSITIONS			EXPENDITURES		
	Filed 1983-84	Authorized 1984-85	Proposed 1985-86	Actual 1983-84	Estimated 1984-85	Proposed 1985-86
Maintenance And Operation Of Plant				SALARY RANGE		
Academic & Staff	173.4	218	218	(3,212,351)	4,457,459	4,457,459
General Assistance	10.4	6.7	6.7	(141,816)	179,917	179,917
Totals, Maintenance and Opera- tion of Plant	183.8	224.7	224.7	\$3,354,167	\$4,637,376	\$4,637,376
Student Services						
Academic & Staff	242.1	312.3	312.3	(5,492,951)	7,445,747	7,445,747
General Assistance	119.6	73.7	73.7	(1,915,549)	2,103,426	2,103,426
Totals, Student Services	361.7	386	386	\$7,408,500	\$9,549,173	\$9,549,173
Institutional Services & General Expense						
Academic & Staff	163	191.4	191.4	(4,012,746)	4,942,009	4,942,009
General Assistance	82.5	15.6	15.6	(962,866)	714,027	714,027
Totals, Institutional Services & General Expense	245.5	207	207	\$4,975,612	\$5,656,036	\$5,656,036
Auxiliary Enterprises						
Academic & Staff	47.7	50.9	50.9	(909,105)	1,155,438	1,155,438
General Assistance	148.7	155.4	155.4	(3,592,473)	3,422,392	3,422,392
Totals, Auxiliary Enterprises	196.4	206.3	206.3	\$4,501,578	\$4,577,830	\$4,577,830
Merits And Promotions						
Academic	-	-	-	-	605,209	605,209
Staff	-	-	-	-	72,390	72,390
Totals, Merits and Promotions	-	-	-	-	\$677,599	\$677,599
Totals, Santa Barbara Campus	3,025.6	3,157.7	3,157.7	\$72,477,384	\$87,476,736	\$87,476,736

University of California
6440 IRVINE CAMPUS *

General Administration Chancellors Office:				SALARY RANGE		
	1983-84	1984-85	1985-86	1983-84	1984-85	1985-86
Chancellor	1	1	1	\$7,708	\$92,500	\$92,500
Asst Chan (functional Area)q	1	1	1	4,167-6,458	56,000	56,000
Senior Administrative Analyst	1.2	1	1	1,949-2,947	31,428	31,428
Administrative Analyst	0.6	0.8	0.8	1,698-2,461	20,390	20,390
Administrative Assistant III	2	2	2	1,549-2,124	46,560	46,560
Secretary II	0.1	1	1	1,213-1,620	15,696	15,696
Chancellor Affirmative Action: (functional Area) Manager	1	1	1	3,242-6,292	45,000	45,000
Administrative Analyst	1	1	1	1,698-2,461	29,328	29,328
Administrative Assistant I	0.5	0.5	0.5	1,213-1,620	8,190	8,190
The Vice Chancellor:						
Vice Chan (restricted Use)	1	1	1	6,667-7,917	88,500	88,500
Acad Asst Tt Vice Chancellor	0.5	-	-	3,725	-	-
Pr Administrative Analyst I	0.1	-	-	2,190-3,238	-	-
Secretary III	1	1	1	1,365-1,851	20,748	20,748
Office of Academic Affairs						
Assoc Vice Chan (funct Area)	1	1	1	3,667-6,850	63,450	63,450
Director (functional Area)	0.3	1	1	3,075-9,333	47,750	47,750
Pr Administrative Analyst II	0.7	-	-	2,461-3,592	-	-
Pr Administrative Analyst I	0.1	1	1	2,190-3,238	33,756	33,756
Senior Administrative Analyst	2.9	2	2	1,949-2,947	69,120	69,120
Administrative Analyst	2	2	2	1,698-2,461	52,824	52,824
Administrative Assistant III	0.3	1	1	1,549-2,124	24,324	24,324
Assistant III	1	1	1	1,549-2,124	21,360	21,360
Administrative Assistant II	2.7	3	3	1,365-1,851	58,512	58,512
Assistant II	0.5	0.5	0.5	1,365-1,851	9,726	9,726
Secretary III	-	0.8	0.8	1,365-1,851	13,392	13,392
Administrative Assistant I	1	1	1	1,213-1,620	17,856	17,856
Secretary II	1	-	-	1,213-1,620	-	-
Contracts & Grants Office -spa:						
Mgt Services Officer IV	1	1	1	2,461-3,592	46,980	46,980
Senior Administrative Analyst	0.9	1	1	1,949-2,947	35,364	35,364
Administrative Analyst	1.9	2	2	1,698-2,461	56,040	56,040
Administrative Assistant III	0.2	-	-	1,549-2,124	-	-
Administrative Assistant I	0.7	1	1	1,213-1,620	15,696	15,696
Assistant I	1	0.8	0.8	1,213-1,620	12,834	12,834
Senior Typist Clerk (a)	0.9	1	1	1,084-1,426	13,524	13,524

*The Salary Range and the amounts shown in 1984-85 and 1985-86 for this department do not reflect the 1984-85 fiscal year salary increase adjustment. This adjustment is reflected in the departmental Summary by Object of the Governor's Budget.

University of California
6440 IRVINE CAMPUS—Continued

ORGANIZATIONAL UNIT Classification	NUMBER OF POSITIONS			EXPENDITURES		
	Filled 1983-84	Authorized 1984-85	Proposed 1985-86	Actual 1983-84	Estimated 1984-85	Proposed 1985-86
Research Resource Center spa:				SALARY RANGE		
Administrative Assistant III	0.8	1	1	1,549-2,124	22,320	22,320
Assistant I	-	0.3	0.3	1,213-1,620	4,278	4,278
Human Subjects-biosafety spa:						
Assoc Prof In Residence-Bsp	0.1	-	-	2,850-3,842	-	-
Administrative Analyst	1	1	1	1,698-2,461	29,328	29,328
Vice Chancellor - Administrativ:						
Vice Chan (functional Area)	1	1	1	5,333-7,625	80,200	80,200
Asst Vice Chan (functl Area)	0.7	1	1	3,725-6,458	56,700	56,700
Pr Administrative Analyst II	0.8	1	1	2,461-3,592	41,736	41,736
Pr Administrative Analyst I	0.3	-	-	2,190-3,238	-	-
Administrative Assistant II	1.2	1	1	1,365-1,851	20,748	20,748
Secretary II	1	1	1	1,213-1,620	18,648	18,648
Business & Contracts Ser.:						
Mgt Services Officer IV	0.6	1	1	2,461-3,592	43,104	43,104
Administrative Assistant II	0.7	1	1	1,365-1,851	19,032	19,032
Accounting:						
(functional Area) Manager	1	1	1	3,242-6,292	53,000	53,000
Principal Accountant II	2	2	2	2,461-3,592	85,440	85,440
Senior Accountant	3	3	3	1,949-2,947	100,680	100,680
Administrative Analyst	1.4	2	2	1,698-2,461	54,156	54,156
Accountant	4.2	4	4	1,698-2,461	110,856	110,856
Assistant Accountant	0.3	1	1	1,688-2,027	22,716	22,716
Assistant III	1.9	1	1	1,549-2,124	19,452	19,452
Administrative Assistant II	-	1	1	1,365-1,851	17,832	17,832
Assistant II	8.3	14	14	1,365-1,851	253,800	253,800
Administrative Assistant I	1	-	-	1,213-1,620	-	-
Assistant I	9.8	10	10	1,213-1,620	159,720	159,720
Secretary II	0.7	1	1	1,213-1,620	17,112	17,112
Senior Clerk	3	3	3	1,084-1,426	41,088	41,088
Accounting-c&g - Spa:						
Principal Accountant I	1	1	1	2,190-3,238	38,856	38,856
Administrative Analyst	0.5	1	1	1,698-2,461	25,488	25,488
Accountant	0.3	1	1	1,698-2,461	25,488	25,488
Assistant Accountant	0.5	-	-	1,688-2,027	-	-
Assistant III	0.7	-	-	1,549-2,124	-	-
Assistant II	2.8	3	3	1,365-1,851	51,336	51,336
Senior Typist Clerk (a)	1	1	1	1,084-1,426	14,556	14,556
Internal Audit:						
Manager (functional Area)	1	1	1	3,533-5,250	52,200	52,200
Principal Auditor II	1	1	1	2,461-3,915	46,980	46,980
Principal Auditor I	1.1	1	1	2,190-3,478	36,228	36,228
Senior Auditor	0.5	1.5	1.5	1,949-2,947	45,420	45,420
Physical Planning & Const:						
Director (functional Area)	1	1	1	3,075-9,333	55,400	55,400
Administrative Assistant II	0.1	-	-	1,365-1,851	-	-
Assistant II	0.3	0.5	0.5	1,365-1,851	8,556	8,556
Office Of Financial Planning:						
Director (functional Area)	2	2	2	3,075-9,333	111,000	111,000
Principal Budget Analyst II	-	1	1	2,461-3,592	37,056	37,056
Principal Budget Analyst I	1	-	-	2,190-3,238	-	-
Senior Budget Analyst	1.8	3	3	1,949-2,947	95,448	95,448
Budget Analyst	1.1	1	1	1,698-2,461	25,488	25,488
Managemnt Services Officer I	0.9	1	1	1,698-2,461	25,380	25,380
Administrative Assistant II	1	1	1	1,365-1,851	17,832	17,832
Assistant II	0.1	1	1	1,365-1,851	17,112	17,112
Building Programs Clearing:						
Principal Engineer	1	2	2	3,395-4,106	90,012	90,012
Senior Architect	2.7	2	2	3,088-3,733	81,528	81,528
Principal Planner	1	1	1	3,088-3,733	44,796	44,796
Associate Architect	2.1	4	4	2,682-3,238	139,356	139,356
Senior Construction Inspector	1	1	1	2,682-3,238	38,856	38,856
Associate Engineer	0.3	1	1	2,563-3,088	32,184	32,184
Sr Educational Facility Plan	0.7	2	2	2,461-3,592	79,776	79,776
Principal Architectural Assoc	0.9	1	1	2,444-2,947	29,328	29,328
Assoc Construction Inspector	2.2	2	2	2,444-2,947	64,692	64,692
Educational Facility Planner	1.7	2	2	2,190-3,238	71,700	71,700
Senior Architectural Associate	1.2	1	1	2,124-2,563	26,712	26,712
Assistant Planner	-	1	1	2,124-2,563	25,488	25,488
Senior Facility Requirements	1	1	1	1,949-2,947	35,364	35,364
Senior Administrative Analyst	0.2	1	1	1,949-2,947	29,328	29,328
Architectural Associate	1.8	1	1	1,940-2,226	25,488	25,488
Facility Requirements Analyst	1	1	1	1,698-2,461	26,712	26,712
Administrative Analyst	1.9	2	2	1,698-2,461	51,036	51,036
Budget Analyst	1	1	1	1,698-2,461	26,712	26,712
Office Supervisor II	0.8	1	1	1,688-2,124	21,204	21,204
Asst Administrative Analyst	0.9	1	1	1,688-2,027	22,212	22,212
Assistant III	2.1	3	3	1,549-2,124	60,084	60,084
Administrative Assistant II	1.1	-	-	1,365-1,851	-	-
Assistant II	2.1	3.5	3.5	1,365-1,851	62,220	62,220
Pr Word Processing Specialist	0.1	1	1	1,365-1,940	18,588	18,588
Graphic Compositor	0.9	-	-	1,258-1,620	-	-
Principal Clerk	0.7	2	2	1,213-1,620	32,904	32,904
Principal Typist Clerk	1.1	1.8	1.8	1,213-1,620	28,937	28,937

1
2
3
4
5
6
7
8
9
10
11
12
13
14
15
16
17
18
19
20
21
22
23
24
25
26
27
28
29
30
31
32
33
34
35
36
37
38
39
40
41
42
43
44
45
46
47
48
49
50
51
52
53
54
55
56
57
58
59
60
61
62
63
64
65
66
67
68
69
70
71
72
73
74
75
76
77
78
79
80
81
82
83
84
85
86
87
88
89
90
91
92
93
94
95
96
97
98

University of California
6440 IRVINE CAMPUS—Continued

1
2
3
4
5
6
7
8
9
10
11
12
13
14
15
16
17
18
19
20
21
22
23
24
25
26
27
28
29
30
31
32
33
34
35
36
37
38
39
40
41
42
43
44
45
46
47
48
49
50
51
52
53
54
55
56
57
58
59
60
61
62
63
64
65
66
67
68
69
70
71
72
73
74
75
76
77
78
79
80
81
82
83
84
85
86
87
88
89
90
91
92
93
94
95
96
97
98

ORGANIZATIONAL UNIT Classification	NUMBER OF POSITIONS			EXPENDITURES		
	Filled 1983-84	Authorized 1984-85	Proposed 1985-86	Actual 1983-84	Estimated 1984-85	Proposed 1985-86
				SALARY RANGE		
Administrative Assistant I	1	1	1	1,213-1,620	17,112	17,112
Sr Word Processing Specialist	0.8	1	1	1,213-1,767	16,020	16,020
Cashier:						
Cashiers Office Manager	1	1	1	1,688-2,124	24,324	24,324
Senior Cashier	0.3	1	1	1,213-1,620	17,856	17,856
Cashier	1	1	1	1,084-1,426	15,096	15,096
Senior Typist Clerk (a)	1	1	1	1,084-1,426	14,184	14,184
Central Records:						
Senior Administrative Analyst	-	1	1	1,949-2,947	35,364	35,364
Management Services Officer I	1	1	1	1,698-2,461	25,464	25,464
Office Supervisor I	-	1	1	1,488-1,851	19,440	19,440
Principal Clerk	2	2	2	1,213-1,620	34,224	34,224
Senior Clerk	3.8	3	3	1,084-1,426	45,024	45,024
Senior Typist Clerk (a)	1.1	2	2	1,084-1,426	26,016	26,016
Equipment Management:						
Management Services Officer I	1	1	1	1,698-2,461	30,756	30,756
Principal Clerk	1	1	1	1,213-1,620	16,380	16,380
Personnel:						
(functional Area) Manager	1	1	1	3,833-5,250	61,000	61,000
Mgt Services Officer IV	1	1	1	2,461-3,592	46,980	46,980
Principal Personnel Analyst II	0.9	1	1	2,461-3,592	42,720	42,720
Principal Personnel Analyst I	3.5	2	2	2,190-3,238	75,912	75,912
Senior Administrative Analyst	1	1	1	1,949-2,947	32,976	32,976
Senior Personnel Analyst	1.2	3	3	1,949-2,947	96,120	96,120
Administrative Analyst	0.1	-	-	1,698-2,461	-	-
Management Services Officer I	0.1	1	1	1,698-2,461	26,640	26,640
Personnel Analyst	3.8	5	5	1,698-2,461	133,848	133,848
Sr Employment Representative	1.8	3	3	1,621-2,351	75,600	75,600
Asst Employment Representative	0.8	-	-	1,620-1,851	-	-
Administrative Assistant III	1.2	1	1	1,549-2,124	22,716	22,716
Employment Representative	1.2	-	-	1,426-2,042	-	-
Administrative Assistant II	0.3	1	1	1,365-1,851	18,648	18,648
Assistant II	2.2	1	1	1,365-1,851	19,452	19,452
Principal Clerk	0.6	1	1	1,213-1,620	16,380	16,380
Assistant I	2.1	2	2	1,213-1,620	33,132	33,132
Secretary II	0.8	-	-	1,213-1,620	-	-
Senior Typist Clerk (a)	1.4	2	2	1,084-1,426	27,708	27,708
Purchasing:						
(functional Area) Manager	1	1	1	3,833-5,250	51,700	51,700
Buyer V	0.9	1	1	2,461-3,560	42,720	42,720
Mgt Services Officer III	0.1	-	-	2,190-3,191	-	-
Buyer IV	1.1	1	1	2,190-3,238	38,856	38,856
Buyer III	3.2	4	4	1,949-2,947	130,812	130,812
Buyer II	3.2	4	4	1,698-2,461	108,468	108,468
Buyer I	4.9	4	4	1,688-2,027	86,952	86,952
Assistant III	1	1	1	1,549-2,124	24,324	24,324
Assistant II	-	1	1	1,365-1,851	17,832	17,832
Principal Clerk	1	2	2	1,213-1,620	32,244	32,244
Assistant I	3	2	2	1,213-1,620	33,864	33,864
Senior Typist Clerk (a)	3	3	3	1,084-1,426	41,568	41,568
Privacy Of Records Program:						
Administrative Assistant II	-	0.8	0.8	1,365-1,851	13,374	13,374
General Assistance	24.1	9.3	9.3	(390,848)	157,190	157,190
Totals, General Administration	213.6	226.1	226.1	\$5,062,456	\$6,060,831	\$6,060,831
Instruction And Departmental Research						
General Campus:						
Academic	689.5	770.6	770.6	(20,180,649)	26,527,157	26,527,157
Staff	252.3	326.3	326.3	(5,151,297)	7,244,952	7,244,952
General Assistance	169.4	48.3	48.3	(3,034,615)	953,590	953,590
Health Sciences:						
Academic	143.8	191.6	191.6	(10,850,773)	12,822,869	12,822,869
Staff	153.6	137.7	137.7	(3,145,709)	2,998,554	2,998,554
General Assistance	188.3	32.8	32.8	(4,631,163)	2,315,358	2,315,358
Totals, Instruction and Departmental Research	1,596.9	1,507.3	1,507.3	\$46,994,206	\$52,862,480	\$52,862,480
Summer Session						
Academic & Staff	2.1	2.3	2.3	(53,937)	63,708	63,708
General Assistance	21.1	16.7	16.7	(528,459)	463,598	463,598
Totals, Summer Session	23.2	19	19	\$582,396	\$527,306	\$527,306
Organized Activities-Hospitals & Clinics						
Staff	6.5	7	7	(331,483)	369,300	369,300
General Assistance	2,331.9	2,184	2,184	(51,039,867)	46,902,694	46,902,694
Totals, Organized Activities-Hospitals & Clinics	2,338.4	2,191	2,191	\$51,371,350	\$47,271,994	\$47,271,994

University of California
6440 IRVINE CAMPUS—Continued

ORGANIZATIONAL UNIT Classification	NUMBER OF POSITIONS			EXPENDITURES		
	Filled 1983-84	Authorized 1984-85	Proposed 1985-86	Actual 1983-84	Estimated 1984-85	Proposed 1985-86
Organized Activities-Other				SALARY RANGE		
Academic	2	11.4	11.4	(115,073)	382,793	382,793
Staff	9.4	10.5	10.5	(209,489)	249,956	249,956
General Assistance	8.2	8.9	8.9	(400,163)	282,641	282,641
Totals, Organized Activities-Other	19.6	30.8	30.8	\$724,725	\$915,390	\$915,390
Organized Research						
General Campus:						
Academic	1.2	2	2	(77,550)	151,650	151,650
Staff	3.7	7	7	(67,454)	158,592	158,592
General Assistance	15	11.4	11.4	(631,259)	132,784	132,784
Health Sciences:						
Academic	0.4	-	-	(15,054)	-	-
General Assistance	14	-	-	(511,947)	-	-
Totals, Organized Research	34.3	20.4	20.4	\$1,303,264	\$443,026	\$443,026
Libraries						
Academic & Staff	128.8	153.5	153.5	(2,830,060)	3,709,917	3,709,917
General Assistance	36.9	13.4	13.4	(470,225)	245,531	245,531
Totals, Libraries	165.7	166.9	166.9	\$3,300,285	\$3,955,448	\$3,955,448
University Extension						
Academic & Staff	31.6	44.8	44.8	(660,425)	1,000,965	1,000,965
General Assistance	51.7	50.8	50.8	(1,118,158)	1,392,679	1,392,679
Totals, University Extension	83.3	95.6	95.6	\$1,778,583	\$2,393,644	\$2,393,644
Extension And Public Service						
Academic & Staff	3.2	4	4	(71,070)	92,514	92,514
General Assistance	1.3	0.8	0.8	(17,708)	7,300	7,300
Totals, Extension and Public Service	4.5	4.8	4.8	\$88,778	\$99,814	\$99,814
Maintenance And Operation Of Plant						
Academic & Staff	94.3	124.5	124.5	(2,084,092)	2,809,526	2,809,526
General Assistance	35.8	59.7	59.7	(723,910)	868,805	868,805
Totals, Maintenance and Operation of Plant	130.1	184.2	184.2	\$2,808,002	\$3,678,331	\$3,678,331
Student Services						
Academic & Staff	190.5	216.9	216.9	(4,449,478)	5,492,957	5,492,957
General Assistance	64.7	30.7	30.7	(1,359,147)	793,521	793,521
Totals, Student Services	255.2	247.6	247.6	\$5,808,625	\$6,286,478	\$6,286,478
Institutional Services & General Expense						
Academic & Staff	161.9	212.5	212.5	(3,922,815)	5,518,161	5,518,161
General Assistance	114.8	13.3	13.3	(1,488,884)	585,314	585,314
Totals, Institutional Services & General Expense	276.7	225.8	225.8	\$5,411,699	\$6,103,475	\$6,103,475
Auxiliary Enterprises						
Academic & Staff	118.9	151.7	151.7	(2,153,894)	2,894,205	2,894,205
General Assistance	107.5	53.8	53.8	(1,141,589)	1,034,686	1,034,686
Totals, Auxiliary Enterprises	226.4	205.5	205.5	\$3,295,483	\$3,928,891	\$3,928,891
Merits And Promotions						
Academic	-	-	-	-	580,883	580,883
Staff	-	-	-	-	225,193	225,193
Totals, Merits and Promotions	-	-	-	-	\$806,076	\$806,076
Totals, Irvine Campus	5,367.9	5,125	5,125	\$128,529,852	\$135,333,184	\$135,333,184

1
2
3
4
5
6
7
8
9
10
11
12
13
14
15
16
17
18
19
20
21
22
23
24
25
26
27
28
29
30
31
32
33
34
35
36
37
38
39
40
41
42
43
44
45
46
47
48
49
50
51
52
53
54
55
56
57
58
59
60
61
62
63
64
65
66
67
68
69
70
71
72
73
74
75
76
77
78
79
80
81
82
83
84
85
86
87
88
89
90
91
92
93
94
95
96
97
98

University of California
6440 PROGRAMS AND PROVISIONS *

ORGANIZATIONAL UNIT Classification	NUMBER OF POSITIONS			EXPENDITURES		
	Filled 1983-84	Authorized 1984-85	Proposed 1985-86	Actual 1983-84	Estimated 1984-85	Proposed 1985-86
Instruction And Departmental Research						
General Campus:						
Academic	17.3	19.3	19.3	SALARY RANGE (717,736)	652,260	652,260
Staff	15.9	46.8	46.8	(323,639)	868,287	868,287
General Assistance	4.2	-	-	(56,333)	12,391	12,391
Totals, Instruction and Departmental Research	37.4	66.1	66.1	\$1,097,708	\$1,532,938	\$1,532,938
Organized Activities-Other						
General Assistance	0.5	-	-	(7,983)	-	-
Totals, Organized Activities-Other	0.5	-	-	\$7,983	-	-
Organized Research						
General Campus:						
Academic	5.3	4.5	4.5	(229,783)	217,538	217,538
Staff	15.5	9.5	9.5	(323,424)	239,927	239,927
General Assistance	6.9	-	-	(129,507)	34,520	34,520
Totals, Organized Research	27.7	14	14	\$682,714	\$491,985	\$491,985
Libraries						
Academic & Staff	41.9	50.7	50.7	(1,148,797)	1,527,393	1,527,393
General Assistance	42.1	10.8	10.8	(874,329)	152,735	152,735
Totals, Libraries	84	61.5	61.5	\$2,023,126	\$1,680,128	\$1,680,128
University Extension						
Academic & Staff	127.7	218.1	218.1	(4,590,326)	5,654,131	5,654,131
General Assistance	96.5	126.6	126.6	(2,060,165)	3,286,882	3,286,882
Totals, University Extension	224.2	344.7	344.7	\$6,650,491	\$8,941,013	\$8,941,013
Extension And Public Service						
Academic & Staff	9.8	11	11	(166,836)	139,643	139,643
General Assistance	9.5	2	2	(237,445)	49,069	49,069
Totals, Extension and Public Service	19.3	13	13	\$404,281	\$188,712	\$188,712
Student Services						
Academic & Staff	21.2	25.4	25.4	(611,136)	784,961	784,961
General Assistance	4.3	4.3	4.3	(103,280)	80,185	80,185
Totals, Student Services	25.5	29.7	29.7	\$714,416	\$865,146	\$865,146
Institutional Services & General Expense						
Academic & Staff	165.9	277	277	(4,239,929)	7,258,400	7,258,400
General Assistance	98.9	172	172	(2,249,147)	2,258,790	2,258,790
Totals, Institutional Services & General Expense	264.8	449	449	\$6,489,076	\$9,517,190	\$9,517,190
Merits And Promotions						
Academic	-	-	-	-	12,244,844	12,244,844
Staff	-	-	-	-	22,413,071	22,413,071
Totals, Merits and Promotions	-	-	-	-	\$34,657,915	\$34,657,915
Totals, Programs and Provisions ..	683.4	978	978	\$18,069,795	\$57,875,027	\$57,875,027

University of California
6440 AGRICULTURE AND NATURAL RESOURCES *

Organized Research						
General Campus:						
Academic	9.3	13.4	13.4	SALARY RANGE (375,198)	622,341	622,341
Staff	107.8	121.8	121.8	(2,584,693)	3,102,652	3,102,652
General Assistance	13.3	20.8	20.8	(743,647)	281,848	281,848
Totals, Organized Research	130.4	156	156	\$3,703,538	\$4,006,841	\$4,006,841
Extension And Public Service						
Academic & Staff	686.7	762.5	762.5	(21,081,145)	26,287,427	26,287,427
General Assistance	136.6	160.6	160.6	(1,311,581)	2,121,151	2,121,151
Totals, Extension and Public Service	823.3	923.1	923.1	\$22,392,726	\$28,408,578	\$28,408,578

*The Salary Range and the amounts shown in 1984-85 and 1985-86 for this department do not reflect the 1984-85 fiscal year salary increase adjustment. This adjustment is reflected in the departmental Summary by Object of the Governor's Budget.

University of California
6440 AGRICULTURE AND NATURAL RESOURCES—Continued

ORGANIZATIONAL UNIT Classification	NUMBER OF POSITIONS			EXPENDITURES		
	Filled 1983-84	Authorized 1984-85	Proposed 1985-86	Actual 1983-84	Estimated 1984-85	Proposed 1985-86
SALARY RANGE						
Merits And Promotions						
Academic.....	-	-	-	-	119,604	119,604
Staff.....	-	-	-	-	269,070	269,070
Totals, Merits and Promotions.....	-	-	-	-	\$388,674	\$388,674
Totals, Agriculture and Natural Resources.....	953.7	1,079.9	1,079.9	\$26,096,264	\$32,804,093	\$32,804,093
TOTALS, AUTHORIZED POSITIONS.....	59,009	58,975	58,975	\$1,469,115,114	\$1,755,831,149	\$1,755,831,149

6600 HASTINGS COLLEGE OF THE LAW *

Instruction	SALARY RANGE					
Classroom:						
Professor of Law—65 Club.....	9.1	10.1	10.1	\$5,825-6,600	\$755,440	\$767,980
Vst Professor of Law—65 Club.....	1	1	1	5,825-6,200	69,900	69,900
Professor of Law.....	19	19	19	3,483-5,825	1,254,716	1,278,832
Assoc Professor of Law.....	5	5	5	3,483-5,825	325,720	334,256
Assist Professor of Law.....	4	6.4	6.4	3,483-5,825	348,600	357,036
Vst Professor of Law.....	1.9	1.9	1.9	3,483-5,825	132,810	132,810
Vst Assoc Professor of Law.....	0.3	0.7	0.7	3,483-5,825	43,400	43,400
Vst Assist Professor of Law.....	-	0.6	0.6	3,483-5,825	26,880	26,880
Adjunct Faculty.....	13.5	13.5	13.5	1,300-2,500	242,510	242,510
Substitute Faculty.....	-	0.4	0.4	-	7,988	7,988
Summer Faculty.....	-	-	-	(8,500)	51,000	51,000
Sabbatical Leave.....	0.5	0.5	0.5	(22,426)	30,163	30,163
Student Research Asst.....	4.4	5.1	5.1	(51,991)	62,649	62,649
Theory Practice						
Moot Court:						
Director of Moot Court.....	0.3	0.5	0.5	2,983-3,997	21,582	21,582
Academic Prog Rep.....	1	1	1	1,595-2,038	24,456	24,456
Legal Writing & Research:						
Director of Legal Writing & Research	0.5	1	1	2,983-3,997	37,372	37,372
Academic Prog Rep.....	1	1	1	1,595-2,038	21,303	21,936
Legal Writing & Res Inst.....	3.5	3.5	3.5	(40,750)	38,608	38,608
Scholarly Publications:						
Constitutional Law Quarterly:						
Scholarly Publications Rep.....	1	1	1	1,268-1,618	19,416	19,416
International Law Review:						
Scholarly Publications Rep.....	0.5	0.5	0.5	1,268-1,618	9,708	9,708
Law Journal:						
Scholarly Publications Rep.....	1	1	1	1,268-1,618	15,974	16,776
Comm/Ent:						
Scholarly Publications Rep.....	0.5	0.5	0.5	1,268-1,618	9,708	9,708
Instructional Television:						
Television Serv Supvr.....	1	1	1	1,848-2,247	26,964	26,964
Office Asst.....	1	1	1	1,140-1,385	16,620	16,620
Clinical Programs:						
Director of Clinical Programs.....	1	1	1	3,625-4,627	49,692	49,692
Director—Legal Asst.....	1	1	1	3,625-4,627	54,936	54,936
Asst Director—Legal Asst.....	1	1	1	2,337-2,983	30,144	31,656
Sr Adm Asst.....	1	1	1	1,549-1,883	20,414	21,420
Faculty Secty.....	0.5	0.5	0.5	1,236-1,576	8,575	9,006
Instructional Support						
Faculty Support:						
Office Mgr.....	1	1	1	1,966-2,349	26,642	27,966
Sr Word Processing Techn.....	1	1	1	1,362-1,655	18,012	18,900
Adm Secty I.....	0.7	1	1	1,321-1,605	16,642	16,642
Word Processing Techn.....	3	3	3	1,236-1,501	52,086	54,740
Faculty Secty.....	3.5	5.5	5.5	1,236-1,576	91,323	93,946
Office Asst.....	-	0.5	0.5	1,140-1,385	6,840	7,182
Reproduction Services:						
Sr Mach Opr.....	1	1	1	1,458-1,772	18,812	19,757
Mach Opr I.....	1	1	1	1,197-1,454	17,168	17,448
Communication Services:						
Comm Services Asst II.....	1	1	1	1,420-1,702	20,355	20,424
Comm Services Asst I.....	0.6	1	1	1,190-1,447	14,280	14,994
Totals.....	87.3	96.7	96.7	\$3,247,549	\$4,039,408	\$4,107,259

*The Salary Range and the amounts shown in 1984-85 and 1985-86 for this department do not reflect the 1984-85 fiscal year salary increase adjustment. This adjustment is reflected in the departmental Summary by Object of the Governor's Budget.

6600 HASTINGS COLLEGE OF THE LAW—Continued

ORGANIZATIONAL UNIT	NUMBER OF POSITIONS			EXPENDITURES			
	Classification	Filled 1983-84	Authorized 1984-85	Proposed 1985-86	Actual 1983-84	Estimated 1984-85	Proposed 1985-86
Public & Professional Services							
Trial & Appellate Advocacy:							
Director	1	1	1	SALARY RANGE			
Prog Rep	2	2	2	3,355	45,000	45,000	
Office Asst	1	1	1	1,474-1,794	37,376	37,376	
Totals	4	4	4	1,140-1,385	16,620	16,620	
				\$93,207	\$98,996	\$98,996	
Academic Support							
Law Library:							
Law Librarian	1	1	1	4,781-5,422	60,390	63,410	
Assoc Librarian	1	1	1	2,980-3,925	43,581	45,760	
Librarian	1	1	1	2,552-3,539	32,466	33,440	
Reference Librarian	1	1	1	2,552-3,539	30,624	31,236	
Asst Librarian	2	3	3	1,900-2,734	82,110	84,984	
Asst Librarian Techn Services	1	1	1	1,553-1,988	22,277	22,723	
Asst Librarian-Serials/Conts	1	1	1	1,553-1,988	23,856	23,856	
Library Asst	7.5	7.5	7.5	1,239-1,580	135,199	137,250	
Student Library Asst	4.7	4.7	4.7	(56,108)	56,173	56,173	
Totals	20.2	21.2	21.2	\$428,597	\$486,676	\$498,832	
Student Services							
Student Health:							
Adm Nurse	0.5	0.5	0.5	2,038-2,496	15,720	15,720	
Clinical Nurse	0.5	0.5	0.5	1,549-1,885	11,880	11,880	
Secty II	0.5	0.5	0.5	1,236-1,501	8,924	9,370	
Office Asst	0.3	0.5	0.5	1,140-1,385	7,180	7,468	
Financial Aid:							
Admissions & Fin Aid Off	0.5	0.5	0.5	2,495-3,229	19,374	19,374	
Student Counselor	1	1	1	1,569-1,908	22,896	22,896	
Fin Aid Techn	1	1	1	1,321-1,605	19,260	19,260	
Placement Services:							
Placement Off	1	1	1	2,078-2,611	27,180	28,540	
Student Counselor	0.5	1	1	1,569-1,908	20,113	21,021	
Prin Clk	1	1	1	1,268-1,541	17,682	18,492	
Admissions:							
Admissions & Fin Aid Off	0.5	0.5	0.5	2,495-3,229	19,374	19,374	
Adm Asst II	1	1	1	1,533-1,956	23,472	23,472	
Sr Adm Asst	-	1	1	1,549-1,883	18,588	18,588	
Office Asst	2	2	2	1,140-1,385	30,786	31,444	
Records:							
Records Off	1	1	1	2,495-3,229	33,036	33,036	
Sr Records Asst	2	2	2	1,394-1,695	40,275	40,680	
Data Control Asst	1	1	1	1,216-1,478	15,768	16,561	
Records Asst	2	2	2	1,140-1,385	33,240	33,240	
Legal Education Opportunity Prog:							
LEOP Director	1	1	1	2,337-2,983	34,556	34,556	
Secty II	1	1	1	1,236-1,501	18,012	18,012	
LEOP Instructors	0.8	1.1	1.1	(15,850)	21,789	21,789	
Student LEOP Asst	0.8	1.1	1.1	(16,355)	22,581	22,581	
Totals	19.9	22.2	22.2	\$453,626	\$481,686	\$487,354	
Institutional Support							
Executive Management:							
Office of the Dean:							
Dean	1	1	1	7,372	88,464	88,464	
Budget Director	1	1	1	3,229-4,157	43,728	45,912	
Asst to the Dean-Govtl Rels	1	1	1	2,495-3,229	36,036	36,036	
Special Asst to the Dean	1	1	1	1,868-2,271	27,252	27,252	
Adm Secty II	1	1	1	1,467-1,783	20,296	21,311	
Office Asst	1	1	1	1,140-1,384	14,361	15,080	
Office of the Academic Dean:							
Academic Dean & Registrar	1	1	1	6,260-6,415	75,120	75,120	
Sr Adm Asst	1	1	1	1,549-1,883	18,588	18,588	
Adm Secty II	1	1	1	1,467-1,783	18,540	19,416	
Secty I	1	1	1	1,161-1,411	16,597	16,932	
Office of the Associate Dean:							
Assoc Dean	1	1	1	4,196-5,356	60,540	60,540	
Sr Adm Asst	0.7	1	1	1,549-1,883	19,435	20,414	
Office of the Gen Counsel:							
Gen Counsel	1	1	1	4,196-5,356	58,380	61,296	
Sr Legal Secty	0.8	1	1	1,539-1,820	18,378	19,280	
Office of the Dir of Admin:							
Director of Administration	0.8	0.8	0.8	4,196-5,356	41,416	41,416	
Adm Secty I	1	1	1	1,321-1,605	19,260	19,260	
Personnel & Employee Relations:							
Personnel Director	1	1	1	2,265-2,753	33,036	33,036	
Payroll Analyst	0.8	0.8	0.8	1,854-2,254	21,635	21,635	
Personnel Asst II	1	1	1	1,488-1,808	21,696	21,696	
Personnel Asst Trainee	1	1	1	1,209-1,470	17,640	17,640	
Fiscal Operations:							
Acctg Off	1	1	1	2,453-2,982	35,784	35,784	
Asst Acctg Off	1	1	1	2,143-2,611	29,638	29,638	
Accountant II	3	3	3	1,682-2,046	73,656	73,656	

6600 HASTINGS COLLEGE OF THE LAW—Continued

ORGANIZATIONAL UNIT Classification	NUMBER OF POSITIONS			EXPENDITURES		
	Filled 1983-84	Authorized 1984-85	Proposed 1985-86	Actual 1983-84	Estimated 1984-85	Proposed 1985-86
				SALARY RANGE		
Acctg Techn	3	3	3	1,321-1,605	55,843	56,720
Acct Clk	1	1	1	1,140-1,385	14,718	15,450
Security & Safety:						
Chief of Security & Safety	-	1	1	1,854-2,255	22,248	23,360
Capt	1	1	1	1,489-1,810	20,683	21,720
Sgt	3	3	3	1,236-1,501	53,182	54,036
Security Guard	6	6	6	1,166-1,418	91,836	95,586
Community Relations:						
Director	0.2	1	1	2,495-3,229	30,051	31,554
Asst to the Director	0.6	1	1	1,325-1,610	15,900	16,695
Secty I	0.7	0.7	0.7	1,161-1,411	9,752	10,240
Office Asst	1	1	1	1,140-1,384	16,608	16,608
Administrative Services:						
Adm Services Off	0.8	0.8	0.8	2,495-3,229	26,429	26,429
Property Clk	1	1	1	1,502-1,826	21,912	21,912
Prin Clk	1	1	1	1,268-1,541	18,492	18,492
Temporary Help	5.4	1	1	(89,349)	21,632	21,632
Totals	48.8	47.1	47.1	\$1,178,851	\$1,228,762	\$1,249,836
Facilities Planning & Operations						
Planning & Management:						
Mgr	1	1	1	3,229-4,157	48,720	48,720
Operations:						
Office Mgr	1	1	1	1,966-2,349	26,856	28,188
Office Supvr	0.4	0.4	0.4	1,394-1,695	8,136	8,136
Mail Room Asst	1	1.1	1.1	1,268-1,618	19,416	19,416
Building Services:						
Janitor	14.1	16	16	1,140-1,454	252,351	257,513
Utility Worker	2	2	2	1,197-1,454	32,772	33,540
Building Maintenance:						
Bldg Maint Proj Leader	2	2	2	1,742-2,117	49,500	50,707
Bldg Maint Worker	1	1	1	1,579-1,920	19,907	20,821
Bldg Maint Worker Asst	2	2	2	1,426-1,733	36,771	41,592
Janitor	1	1	1	1,140-1,385	16,620	16,620
Totals	25.5	27.5	27.5	\$477,907	\$511,049	\$525,253
TOTAL, AUTHORIZED POSITIONS	205.7	218.7	218.7	\$5,879,737	\$6,846,577	\$6,967,530
Regular/Ongoing Positions	200.3	217.7	217.7	5,790,388	6,824,945	6,945,898
Temporary Help	5.4	1	1	89,349	21,632	21,632

The California State University

6610 CHANCELLOR'S OFFICE ¹

General Fund:						
Instruction:						
Regular Instruction:						
Instructional Support:				SALARY RANGE		
Assoc,acad Institut Studies III	1	2	2	\$3650-4412	\$96,758	\$98,873
Administrator IV- 12 Mo.	2	2	2	3333-6813	110,632	110,632
Assoc,acad Institut Studies II	1.8	1	1	2884-3481	34,611	36,270
Administrator III- 12 Mo.	3.7	5	5	2500-5450	227,196	227,196
Research Technician III	3.9	4	4	2425-2924	138,130	139,709
Senior Secretary A	1	1	1	1524-1814	21,764	21,764
Clerical Assistant IIIA	2.6	3	3	1378-1632	52,668	54,078
Temporary Help	2.7	-	-	(40,227)	-	-
Student Assistant	0.4	-	-	(3,711)	-	-
Totals, Instruction	19.1	18	18	\$643,166	\$681,759	\$688,522
Academic Support:						
Libraries:						
Administrator IV- 12 Mo.	-	1	1	3333-6813	48,400	48,400
Clerical Assistant IVA	0.5	1	1	1524-1814	18,291	19,088
Library Assistant IA	1	1	1	1378-1632	19,584	19,584
Audio-Visual Services:						
Administrator III- 12 Mo.	1	-	-	2500-5450	-	-
Totals, Academic Support	2.5	3	3	\$84,117	\$86,275	\$87,072
Student Service:						
Supplementary Educational Serv.-Eop:						
Administrator III- 12 Mo.	1	1	1	2500-5450	49,020	49,020
Associate Administrative Analyst	1	1	1	2425-2924	35,095	35,095
Temporary Help	-	0.3	0.3	16536- YR.	4,962	4,962
Financial Aid:						
Administrator III- 12 Mo.	2	2	2	2500-5450	88,608	88,608
Associate Administrative Analyst	1	1	1	2425-2924	35,095	35,095
Clerical Assistant IIIA	1	1	1	1378-1632	18,055	18,830
Overtime	-	-	-	(2,760)	-	-

¹The Salary Range and amounts shown in 1984-85 and 1985-86 for the California State University do reflect the 1984-85 fiscal year salary increase adjustment.

The California State University
6610 CHANCELLOR'S OFFICE—Continued

ORGANIZATIONAL UNIT Classification	NUMBER OF POSITIONS			EXPENDITURES		
	Filled 1983-84	Authorized 1984-85	Proposed 1985-86	Actual 1983-84	Estimated 1984-85	Proposed 1985-86
Student Support:						
Health Services:				SALARY RANGE		
Administrator III- 12 Mo.	2.6	3	3	2500-5450	123,204	123,204
Clerical Assistant IIIA	0.5	1	1	1378-1632	19,104	19,584
Disabled Students:						
Administrator III- 12 Mo.	0.4	-	-	2500-5450	-	-
Totals, Student Service	9.5	10.3	10.3	\$347,085	\$373,143	\$374,398
Institutional Support:						
Executive Management:						
Chancellor Of The Csu	1	1	1	98004	104,832	104,832
Provost/vice Chancellor Acad Affairs	1	-	-	85596	-	-
Vice Chancellor, Business Affairs	1	1	1	5246-7341	90,252	90,252
Vice Chancellor, Academic Affairs	0.8	1	1	5246-7341	66,060	66,060
Vice Chancellor And General Counsel	1	1	1	5246-7341	90,252	90,252
Executive Vice Chancellor	0.1	1	1	5246-7341	65,112	65,112
Vice Chancellor, Phy. Planning Dev	-	1	1	5246-7341	65,112	65,112
Vice Chancellor, Administration	1	-	-	5246-7341	-	-
Vice Chancellor, facultystaff Relat.	1	1	1	5246-7341	90,252	90,252
Administrator IV- 12 Mo.	8	10.6	10.6	3333-6813	582,920	582,920
Administrator III- 12 Mo.	3.6	6.9	6.9	2500-5450	278,728	278,728
Administrative Assistant II	-	2	2	2425-2924	58,204	60,998
Staff Assistant To The Chancellor	1	-	-	2256-2718	-	-
Staff Assistant To The Trustees	1	1	1	2256-2718	30,655	32,120
Administrator II- 12 Mo.	1	1	1	2083-4088	32,916	32,916
Executive Secretary, Range A	1	1	1	1772-2130	25,564	25,564
Administrative Aid, Range A	2	2	2	1733-2082	49,952	49,952
Administrative Secretary, Range A	4	4	4	1624-1943	92,215	93,272
Legal Secretary	1.8	1	1	1608-1920	23,034	23,034
Stud. Pers Tech, Financial Aid, Rg A	-	1	1	1593-1902	19,123	19,947
Senior Legal Stenographer	-	2.5	2.5	1541-1834	46,233	48,246
Clerical Assistant IVA	2	2	2	1524-1814	42,563	43,529
Senior Secretary A	2	2	2	1524-1814	43,529	43,529
Senior Legal Typist	2.7	-	-	1477-1753	-	-
Temporary Help	0.9	-	-	(13,417)	-	-
Administrator I- 12 Mo.	2.2	2	2	1250-2725	45,678	45,678
Distinguished Teaching Awards	-	-	-	(8,999)	-	-
Exceptional Merit Service Awards	-	-	-	-	-	-
Csu Trustees Stipend	-	-	-	(18,750)	-	-
Financial Operations:						
Administrator IV- 12 Mo.	2	2	2	3333-6813	117,912	117,912
Senior Administrative Analyst	1	-	-	2924-3530	-	-
Administrator III- 12 Mo.	11	10.5	10.5	2500-5450	462,654	462,654
Associate Administrative Analyst	1.3	-	-	2425-2924	-	-
Associate Budget Analyst	1	1	1	2425-2924	35,095	35,095
Administrator II- 12 Mo.	6	8	8	2083-4088	251,300	251,300
Accountant I	1	1	1	2015-2425	26,430	27,679
Assistant Administrative Analyst	-	1	1	2015-2425	24,180	25,329
Assistant Budget Analyst	0.7	2	2	2015-2425	53,282	54,430
Payroll Personnel Trans Clerk IIIA	1	1	1	1733-2082	24,967	24,967
Staff Services Tech IA - Budget	3	2	2	1703-2044	48,380	49,022
Staff Services Tech IA - Admin Sces	1	1	1	1703-2044	24,511	24,511
Accounting Technician IIIA	1.6	1	1	1660-1988	20,724	21,684
Administrative Secretary, Range A	1	1	1	1624-1943	23,318	23,318
Payroll Personnel Transact Clk IIA	1	1	1	1524-1814	21,761	21,761
Accounting Technician IIA	3.6	4	4	1419-1681	74,343	76,968
Clerical Assistant IIIB	4	3	3	1401-1660	55,230	56,415
Secretary B	1	1	1	1401-1660	19,910	19,910
Temporary Help	3.6	1.7	1.7	(53,562)	28,122	28,122
Clerical Assistant IIA	0.8	-	-	1189-1401	-	-
Student Assistant	-	-	-	(121)	-	-
General Administrative Services:						
Student Admissions And Records:						
Assoc,acad Institut Studies III	1.8	2	2	3650-4412	96,758	98,873
Administrator IV- 12 Mo.	2	2	2	3333-6813	110,472	110,472
Assoc,acad Institut Studies II	3	3	3	2884-3481	125,338	125,338
Administrator III- 12 Mo.	2.7	2	2	2500-5450	87,130	87,130
Research Technician III	1	1	1	2425-2924	35,095	35,095
Research Technician II	1	1	1	2105-2425	29,102	29,102
Clerical Assistant IVA	0.3	1	1	1524-1814	18,291	19,088
Clerical Assistant IIIB	1.6	1	1	1401-1660	18,899	19,584
Temporary Help	0.1	-	-	(1,901)	-	-
Student Affirmative Action:						
Administrator III- 12 Mo.	1	-	-	2500-5450	-	-
Clerical Assistant IIIA	1	-	-	1378-1632	-	-
Employee Personnel And Records:						
Administrator IV- 12 Mo.	2.3	5	5	3333-6813	263,640	263,640
Staff Systems Analyst	1	1	1	2830-3416	40,996	40,996
Administrator III- 12 Mo.	16	20	20	2500-5450	816,388	816,388
Administrative Assistant II	1	1	1	2425-2924	29,102	30,499
Programmer II	1.8	2	2	2273-2739	61,670	64,624
Administrator II- 12 Mo.	3	3	3	2083-4088	91,500	91,500
Staff Services Tech IA - Personnel	2	1	1	1703-2044	24,511	24,511
Senior Legal Stenographer	-	1	1	1541-1834	18,493	19,298

The California State University
6610 CHANCELLOR'S OFFICE—Continued

1
2
3
4
5
6
7
8
9
10
11
12
13
14
15
16
17
18
19
20
21
22
23
24
25
26
27
28
29
30
31
32
33
34
35
36
37
38
39
40
41
42
43
44
45
46
47
48
49
50
51
52
53
54
55
56
57
58
59
60
61
62
63
64
65
66
67
68
69
70
71
72
73
74
75
76
77
78
79
80
81
82
83
84
85
86
87
88
89
90
91
92
93
94
95
96
97
98

ORGANIZATIONAL UNIT Classification	NUMBER OF POSITIONS			EXPENDITURES		
	Filled 1983-84	Authorized 1984-85	Proposed 1985-86	Actual 1983-84	Estimated 1984-85	Proposed 1985-86
				SALARY RANGE		
Payroll Personnel Transact Clk IIA	0.6	1	1	1524-1814	20,240	21,135
Clerical Assistant IIIA	9.8	10	10	1378-1632	179,386	184,537
Temporary Help	2.2	0.4	0.4	(32,216)	6,617	6,617
Administrator I- 12 Mo.	2	3	3	1250-2725	75,192	75,192
Clerical Assistant IIA	0.7	-	-	1189-1401	-	-
Student Assistant	0.5	-	-	(4,580)	-	-
Logistical Services:						
Support Operations:						
Graphic Artist I	1	1	1	1789-2150	25,799	25,799
Staff Services Tech IA - Admin Secs	2	2	2	1703-2044	49,022	49,022
Purchasing Agent, Range A	0.5	-	-	1550-1847	-	-
Clerical Assistant IVA	-	2	2	1524-1814	36,583	38,176
Lead Graphics Specialist, Range A	1	1	1	1524-1814	21,764	21,764
Editorial Aid, Range A	-	1	1	1461-1733	17,534	18,291
Shipping Receiving Assistant IA	1	1	1	1431-1696	20,354	20,354
Mail Services Supervisor IA	1	1	1	1431-1696	20,354	20,354
Property Clerk IA	0.6	-	-	1431-1696	-	-
Clerical Assistant IIIB	1	1	1	1401-1660	18,120	18,899
Graphics Spec. IA	4	4.6	4.6	1401-1660	89,732	90,163
Reproduction Processes Asst, Range A	0.5	2	2	1378-1632	36,126	36,831
Temporary Help	0.2	-	-	(3,642)	-	-
Power Keyboard Operator, Range A	1.5	1	1	1350-1597	16,202	16,881
Supervising Telephone Oper., range A	1	1	1	1344-1590	19,088	19,088
Stock Clerk, Range A	1	1	1	1328-1570	18,840	18,840
Duplicating Machine Oper IIA-Offset	1.6	1	1	1280-1511	15,680	16,340
Administrator I- 12 Mo.	3.5	3	3	1250-2725	66,162	66,162
Data Entry Operator, Range A	0.1	-	-	1203-1419	-	-
Clerical Assistant IIA	1.1	-	-	1189-1401	-	-
Duplicating Machine Operator IA	0.4	-	-	1147-1350	-	-
Public Safety:						
Administrator III- 12 Mo.	1	1	1	2500-5450	50,004	50,004
Clerical Assistant IVA	1	1	1	1524-1814	21,764	21,764
Physical Plant Operations:						
Maintenance Office Administration:						
Administrator IV- 12 Mo.	0.1	1	1	3333-6813	41,388	41,388
Space Facilities Utilizat. Officer	0.9	1	1	2663-3212	32,462	34,024
Administrator III- 12 Mo.	5	4	4	2500-5450	189,000	189,000
Temporary Help-Plant Operations	0.4	-	-	(6,880)	-	-
Administrative Trainee	1	-	-	1543-1681	-	-
Clerical Assistant IIIB	2.1	3	3	1401-1660	55,633	56,765
Temporary Help	-	-	-	16536- YR.	-	-
Building Maintenance:						
Administrator II- 12 Mo.	-	1	1	2083-4088	27,500	27,500
Maintenance Mechanic	1	1	1	2057-2256	27,073	27,073
Building Maintenance Worker	1	1	1	1715-1876	22,506	22,506
Instructional Support Asst. IIA	1	1	1	1449-1718	17,391	18,135
Faculty And Staff Services:						
Overtime	-	-	-	(66,343)	31,178	31,178
Management Comp. Adjustment -New	-	-	-	-	-	125,253
Management Comp. Adjust -Continuing	-	-	-	-	474,828	476,360
Evening And Night Shift Differential	-	-	-	-	1,730	1,730
Non-Faculty Reclass - New	-	-	-	-	-	10,761
Non-Faculty Reclass - Continuing	-	-	-	-	13,025	29,959
Management Reclass- New	-	-	-	-	-	15,030
Management Reclass- Continuing	-	-	-	-	13,050	30,015
Community Relations:						
Vice Chancellor, Public Affairs	-	1	1	5246-7341	65,112	65,112
Administrator IV- 12 Mo.	1.3	2	2	3333-6813	121,488	121,488
Administrator III- 12 Mo.	2	3.7	3.7	2500-5450	144,713	144,713
Administrative Assistant II	0.3	-	-	2425-2924	-	-
Research Technician III	-	1	1	2425-2924	29,102	30,499
Assistant Administrative Analyst	1.6	1	1	2015-2425	24,563	25,729
Administrative Aid, Range A	1	1	1	1733-2082	24,976	24,976
Administrative Secretary, Range A	-	1	1	1624-1943	19,493	20,354
Senior Secretary A	1	1	1	1524-1814	21,764	21,764
Editorial Aid, Range A	-	1	1	1461-1733	17,534	18,291
Clerical Assistant IIIA	2	1.5	1.5	1378-1632	26,344	27,411
Temporary Help	2.7	-	-	(40,182)	-	-
Totals, Institutional Support	193.5	202.4	202.4	\$5,946,902	\$7,389,106	\$7,622,747
Independent Operations:						
Institutional Operations:						
Administrator IV- 12 Mo.	2	2	2	3333-6813	106,444	106,444
Assoc.acad Institut Studies II	-	1	1	2884-3481	34,611	36,270
Consortium Assoc Acad Studies II	1	-	-	2884-3481	-	-
Administrator III- 12 Mo.	10.5	7.5	7.5	2500-5450	323,306	323,306
Associate Administrative Analyst	1.8	1	1	2425-2924	31,223	32,718
Federal Programs Coordinator	-	1	1	2140-2578	25,681	26,908
Administrator II- 12 Mo.	1.7	3	3	2083-4088	96,768	96,768
Assistant Administrative Analyst	0.6	-	-	2015-2425	-	-
Assistant Budget Analyst	0.2	-	-	2015-2425	-	-
Programmer I	0.8	-	-	1907-2294	-	-

The California State University
6610 CHANCELLOR'S OFFICE—Continued

1
2
3
4
5
6
7
8
9
10
11
12
13
14
15
16
17
18
19
20
21
22
23
24
25
26
27
28
29
30
31
32
33
34
35
36
37
38
39
40
41
42
43
44
45
46
47
48
49
50
51
52
53
54
55
56
57
58
59
60
61
62
63
64
65
66
67
68
69
70
71
72
73
74
75
76
77
78
79
80
81
82
83
84
85
86
87
88
89
90
91
92
93
94
95
96
97
98

ORGANIZATIONAL UNIT Classification	NUMBER OF POSITIONS			EXPENDITURES		
	Filled 1983-84	Authorized 1984-85	Proposed 1985-86	Actual 1983-84	Estimated 1984-85	Proposed 1985-86
				SALARY RANGE		
Building Maintenance Worker	0.3	-	-	1715-1876	-	-
Staff Services Tech IA - Admin Sces	1.3	2	2	1703-2044	43,870	45,883
Research Technician I	-	1	1	1681-2105	20,172	21,072
Paralegal Assistant	-	1	1	1678-2010	24,116	24,116
Accounting Technician IIIA	2.2	3	3	1660-1988	64,797	67,791
Purchasing Agent, Range A	-	1	1	1550-1847	18,635	19,440
Senior Legal Stenographer	-	0.5	0.5	1541-1834	9,247	9,649
Payroll Personnel Transact Clk IIA	1.3	2	2	1524-1814	37,860	39,503
Clerical Assistant IVA	1.5	-	-	1524-1814	-	-
Senior Legal Typist	0.5	-	-	1477-1753	-	-
Duplicating Machine Supervisor IA	1	1	1	1431-1696	20,354	20,354
Accounting Technician IIA	1.7	1	1	1419-1681	17,541	18,296
Computer Operator, Range A	0.8	1	1	1419-1681	20,172	20,172
Clerical Assistant IIIB	1	1	1	1401-1660	19,910	19,910
Clerical Assistant IIIA	2.2	3	3	1378-1632	50,272	52,423
Secretary A	0.9	-	-	1378-1632	-	-
Consortium Clerical Assistant III A	1.5	-	-	1378-1632	-	-
Temporary Help	9.1	3.5	3.5	(134,041)	57,897	57,897
Stock Clerk, Range A	0.8	-	-	1328-1570	-	-
Mail Clerk, Range A	1.5	-	-	1280-1511	-	-
Administrator I- 12 Mo.	2	2	2	1250-2725	44,424	44,424
Duplicat Mach Oper IIA-Direct Impr.	0.5	1	1	1233-1455	17,469	17,469
Intermediate Account Clerk, Range A	0.1	1	1	1223-1443	14,966	15,589
Clerical Assistant IIA	2.1	3.5	3.5	1189-1401	54,654	56,195
Consortium Clerical Assistant II A	0.7	-	-	1189-1401	-	-
Duplicating Machine Operator IA	0.9	-	-	1147-1350	-	-
Student Assistant	5.7	-	-	(50,798)	-	-
Overtime	-	-	-	(13,533)	9,669	9,669
Management Comp. Adjust -Continuing ...	-	-	-	-	51,556	51,556
Totals, Independent Operations ..	58.2	44	44	\$1,323,674	\$1,215,614	\$1,233,822
Totals, General Fund	282.8	277.7	277.7	\$8,344,944	\$9,745,897	\$10,006,561
Totals, Chancellors Office	282.8	277.7	277.7	\$8,344,944	\$9,745,897	\$10,006,561

The California State University
6610 INTERNATIONAL PROGRAMS ¹

Instruction:						
Regular Instruction:						
Instructional Support:						
				SALARY RANGE		
Research Technician II	1	1	1	\$2105-2425	\$29,102	\$29,102
Administrator I- 12 Mo.	-	-	-	1250-2725	55,791	55,791
Administrator I- A.Y.	-	-	-	1250-2725	121,363	121,363
Student Assistant	0.7	1	1	(5,999)	9,955	9,955
Totals, Instruction	1.7	2	2	\$31,991	\$216,211	\$216,211
Student Service:						
Counseling And Career Guidance:						
Counseling:						
Administrator III- 12 Mo.	1	1	1	2500-5450	38,220	38,220
Student Affairs Assistant II- 12 Mo	2	2	2	1928-2320	55,668	55,668
Clerical Assistant IIIA	1.7	2	2	1378-1632	36,126	36,831
Clerical Assistant IIA	0.1	-	-	1189-1401	-	-
Overtime	-	-	-	(95)	-	-
Totals, Student Service	4.8	5	5	\$116,564	\$130,014	\$130,719
Institutional Support:						
Executive Management:						
Administrator IV- 12 Mo.	1	1	1	3333-6813	55,344	55,344
Clerical Assistant IVA	1	1	1	1524-1814	21,764	21,764
Administrator I- 12 Mo.	1	1	1	1250-2725	20,004	20,004
Financial Operations:						
Administrator III- 12 Mo.	-	1	1	2500-5450	38,110	38,110
Administrator II- 12 Mo.	1	-	-	2083-4088	-	-
Staff Services Tech IA - Admin Sces	1	1	1	1703-2044	24,511	24,511
Accounting Technician IIIA	-	1	1	1660-1988	19,910	20,798
Clerical Assistant IIIA	1	-	-	1378-1632	-	-
Faculty And Staff Services:						
Management Comp. Adjustment -New	-	-	-	-	-	9,007
Management Comp. Adjust -Continuing ...	-	-	-	-	31,454	31,454
Non-Faculty Reclss - New	-	-	-	-	-	596
Management Reclss- New	-	-	-	-	-	1,081
Totals, Institutional Support	6	6	6	\$160,548	\$211,097	\$222,669
Totals, International Programs	12.5	13	13	\$309,103	\$557,322	\$569,599

¹The Salary Range and amounts shown in 1984-85 and 1985-86 for the California State University do reflect the 1984-85 fiscal year salary increase adjustment.

The California State University
6610 INTERNATIONAL PROGRAMS—Continued

ORGANIZATIONAL UNIT Classification	NUMBER OF POSITIONS			EXPENDITURES		
	Filled 1983-84	Authorized 1984-85	Proposed 1985-86	Actual 1983-84	Estimated 1984-85	Proposed 1985-86
The California State University						
6610 STATEWIDE ACADEMIC SENATE ¹						
Executive Management:				SALARY RANGE		
Part Time Faculty-AY	1	-	-	(\$21,910)	-	-
Administrator II- 12 Mo.	1	1	1	2083-4088	\$31,008	\$31,008
Administrative Secretary, Range A	-	1	1	1624-1943	19,493	20,354
Clerical Assistant IVA	1.9	1	1	1524-1814	20,650	21,603
Executive Committee- Academic Senate ..	-	-	-	1426-3544	288,537	290,515
Clerical Assistant IIIA	0.9	1	1	1378-1632	16,542	17,247
Temporary Help	0.3	0.2	0.2	(4,693)	3,309	3,309
Student Assistant	0.3	-	-	(2,306)	-	-
Overtime	-	-	-	-	1,123	1,123
Financial Operations:						
Clerical Assistant IIA	1	-	-	1189-1401	-	-
Faculty And Staff Services:						
Overtime	-	-	-	(1,188)	-	-
Management Comp. Adjustment -New	-	-	-	-	-	869
Management Comp. Adjust -Continuing	-	-	-	-	3,771	3,771
Non-Faculty Reclass - New	-	-	-	-	-	1,057
Management Reclass- New	-	-	-	-	-	104
Totals, Statewide Academic Sen- ate	6.4	4.2	4.2	\$109,924	\$384,433	\$390,960

The California State University
6610 INFORMATION SYSTEMS ¹

ORGANIZATIONAL UNIT	NUMBER OF POSITIONS			EXPENDITURES		
	Filled 1983-84	Authorized 1984-85	Proposed 1985-86	Actual 1983-84	Estimated 1984-85	Proposed 1985-86
The California State University						
6610 INFORMATION SYSTEMS ¹						
Academic Support:				SALARY RANGE		
Computing Support:						
Administrator IV- 12 Mo.	2	2	2	\$3333-6813	\$115,764	\$115,764
Senior Systems Analyst	2.7	1	1	3109-3755	45,056	45,056
Senior Systems Software Specialist	1	1	1	3109-3755	45,056	45,056
Staff Systems Analyst	0.2	1	1	2830-3416	33,959	35,591
Staff Systems Software Specialist	0.2	-	-	2830-3416	-	-
Programmer III	10.7	11	11	2739-3305	410,183	421,641
Instruct. Computing Consultant III	2.1	2	2	2739-3305	73,364	76,899
Associate Systems Analyst	5.7	4	4	2578-3109	149,256	149,256
Assoc. Systems Software Specialist	3.5	5	5	2578-3109	171,232	176,465
Telecommunication Analyst	1	1	1	2578-3109	30,930	32,405
Administrator III- 12 Mo.	24.3	25	25	2500-5450	1,059,748	1,059,748
Programmer II	4.8	2	2	2273-2739	60,149	61,455
Instruct. Computing Consultant II	3.4	4	4	2273-2739	125,649	127,205
Assistant Systems Analyst	4.8	5	5	2140-2578	144,177	148,084
Assist Systems Software Specialist	1.9	-	-	2140-2578	-	-
Administrator II- 12 Mo.	1	1	1	2083-4088	29,364	29,364
Equipment Technician, electronic IIA	0.6	1	1	1970-2370	23,644	24,754
Instruct. Computing Consultant I	0.7	1	1	1907-2294	27,535	27,535
Equipment Technician, electronic IA	1	1	1	1797-2160	23,377	24,477
Programmer Trainee	1	1	1	1726-1890	22,678	22,678
Junior Staff Analyst	0.2	-	-	1681-2015	-	-
Administrative Secretary, Range A	0.9	-	-	1624-1943	-	-
Clerical Assistant IVA	2.6	4	4	1524-1814	81,047	84,723
Senior Data Control Tech., Range A	3.9	3	3	1486-1764	62,617	63,530
Computer Operator, Range A	10.4	16	16	1419-1681	299,309	305,766
Clerical Assistant IIIA	5.8	3	3	1378-1632	52,805	55,071
Warehouse Worker, Range A	2.8	3	3	1378-1632	56,092	58,546
Temporary Help	5	1	1	(73,243)	16,542	16,542
Data Control Technician, Range A	4.2	5	5	1322-1563	88,514	91,170
Administrator I- 12 Mo.	7.8	9	9	1250-2725	201,066	201,066
Clerical Assistant IIA	0.5	-	-	1189-1401	-	-
Student Assistant	5.6	-	-	(49,455)	-	-
Overtime	-	-	-	(3,488)	-	-
Evening And Night Shift Differential	-	-	-	(6,762)	-	-
Totals, Academic Support	122.3	113	113	\$3,431,940	\$3,449,113	\$3,499,847

¹The Salary Range and amounts shown in 1984-85 and 1985-86 for the California State University do reflect the 1984-85 fiscal year salary increase adjustment.

The California State University
6610 INFORMATION SYSTEMS—Continued

ORGANIZATIONAL UNIT Classification	NUMBER OF POSITIONS			EXPENDITURES		
	Filled 1983-84	Authorized 1984-85	Proposed 1985-86	Actual 1983-84	Estimated 1984-85	Proposed 1985-86
Student Service:						
Financial Aid:				SALARY RANGE		
Programmer III	1	-	-	2739-3305	-	-
Associate Systems Analyst	0.8	-	-	2578-3109	-	-
Assistant Systems Analyst	1	-	-	2140-2578	-	-
Totals, Student Service	2.8	-	-	\$69,008	-	-
Institutional Support:						
Logistical Services:						
Support Operations:						
Administrative Assistant I	-	-	-	2105-2425	-	-
Clerical Assistant IVA	1	1	1	1524-1814	19,636	20,502
Lead Graphics Specialist, Range A	0.4	1	1	1524-1814	19,984	20,879
Graphics Spec. IA	3.3	5	5	1401-1660	93,363	94,800
Temporary Help	0.6	-	-	(9,567)	-	-
Power Keyboard Operator, Range A	0.9	-	-	1350-1597	-	-
Senior Data Entry Operator, Range A	1	1	1	1344-1590	19,088	19,088
Stock Clerk, Range A	0.3	0.5	0.5	1328-1570	8,219	8,568
Administrator I- 12 Mo.	1	1	1	1250-2725	25,536	25,536
Student Assistant	0.6	-	-	(4,925)	-	-
Overtime	-	-	-	(520)	-	-
Faculty And Staff Services:						
Overtime	-	-	-	(1,780)	31,178	31,178
Management Comp. Adjustment -New	-	-	-	-	-	39,821
Management Comp. Adjust -Continuing	-	-	-	-	151,172	151,694
Evening And Night Shift Differential	-	-	-	-	17,079	17,079
Non-Faculty Reclass - New	-	-	-	-	-	7,179
Non-Faculty Reclass - Continuing	-	-	-	-	37,778	86,890
Management Reclass- New	-	-	-	-	-	4,779
Management Reclass- Continuing	-	-	-	-	4,205	9,672
Market Condition Salary Supplements	-	-	-	-	-	-
Totals, Institutional Support	9.1	9.5	9.5	\$162,538	\$427,238	\$537,665
Independent Operations:						
Institutional Operations:						
Mail Clerk, Range A	0.5	-	-	1280-1511	-	-
Totals, Independent Operations ..	0.5	-	-	\$8,100	-	-
Totals, Information Services	134.7	122.5	122.5	\$3,671,586	\$3,876,351	\$4,037,512

6610 CALIFORNIA STATE UNIVERSITY, HAYWARD ¹

Instruction:						
Regular Instruction:						
Institutional Support:				SALARY RANGE		
Depart. Chair-Assoc. Dean - 12 Mo.	3	6.9	6.9	\$1619-4085	\$249,413	\$258,419
Depart. Chair-Assoc. Dean - AY	5	9.4	9.4	1426-3544	311,397	332,104
Coordinator-Teacher Education-AY	2	2.4	2.4	1426-3544	92,522	95,158
Administrator III- 12 Mo.	14.9	19	19	2500-5450	879,464	879,464
Administrator III- A.Y.	1	1	1	2500-5450	36,948	36,948
Speech Pathologist	1	1	1	2231-2688	32,261	32,261
Instructional Support Tech. III	5	5	5	2160-2602	156,084	156,084
Equipment Tech.Electronic III	1.6	2	2	2160-2602	60,226	61,604
Equip.Tech.Specialized Equip. III	1	1	1	2160-2602	31,217	31,217
Administrator II- 12 Mo.	-	0.8	0.8	2083-4088	22,000	22,000
Administrator II- A.Y.	-	2	2	2083-4088	45,840	45,840
Glassblower, Range A	0.5	0.5	0.5	2063-2483	14,897	14,897
Administrative Assistant I	5.4	6	6	2105-2425	171,179	173,083
Instructional Support Tech. IIA	3.8	3	3	1970-2370	84,971	85,347
Stage Technician IIA	1	1	1	1970-2370	28,449	28,449
Equipment Technician,electronic IIA	2	2	2	1970-2370	54,182	55,401
Equip.Tech.Specialized Equip. IIA	2.3	2	2	1970-2370	56,898	56,898
Slide Curator IIA	0.5	0.5	0.5	1855-2231	13,389	13,389
Instructional Support Tech. IA	5.9	7.5	7.5	1797-2160	182,955	188,538
Stage Technician IA	1	1	1	1797-2160	25,929	25,929
Costume Technician IIA	1	1	1	1797-2160	23,377	24,477
Equipment Tech.Specialized Equip. IA	5.3	5.7	5.7	1797-2160	142,375	144,754
Photographer I	0.4	0.5	0.5	1789-2150	12,899	12,899
Credential Analyst	1.9	2	2	1737-2086	50,044	50,044
Administrative Aid, Range A	1	1	1	1733-2082	24,321	24,976
Registered Nurse I - 10 Month Rng A	0.4	0.5	0.5	1726-2072	9,715	10,173
Accompanist IIA	1	1	1	1718-2063	24,754	24,754
Junior Staff Analyst	0.5	0.5	0.5	1681-2015	11,774	12,090
Instructional Support Asst. IIA	0.3	5.8	5.8	1646-1970	96,400	118,767
Administrative Secretary, Range A	0.3	-	-	1624-1943	-	-
Library Assistant IIA	1	1	1	1557-1855	22,260	22,260
Depart Secretary IIA, Stenography	0.9	1	1	1524-1814	21,764	21,764
Clerical Assistant IVA	2	2	2	1524-1814	43,448	43,529

¹The Salary Range and amounts shown in 1984-85 and 1985-86 for the California State University do reflect the 1984-85 fiscal year salary increase adjustment.

6610 CALIFORNIA STATE UNIVERSITY, HAYWARD—Continued

1
2
3
4
5
6
7
8
9
10
11
12
13
14
15
16
17
18
19
20
21
22
23
24
25
26
27
28
29
30
31
32
33
34
35
36
37
38
39
40
41
42
43
44
45
46
47
48
49
50
51
52
53
54
55
56
57
58
59
60
61
62
63
64
65
66
67
68
69
70
71
72
73
74
75
76
77
78
79
80
81
82
83
84
85
86
87
88
89
90
91
92
93
94
95
96
97
98

ORGANIZATIONAL UNIT Classification	NUMBER OF POSITIONS			EXPENDITURES		
	Filled 1983-84	Authorized 1984-85	Proposed 1985-86	Actual 1983-84	Estimated 1984-85	Proposed 1985-86
				SALARY RANGE		
Senior Secretary A	5.7	6	6	1524-1814	127,870	129,472
Editorial Aid, Range A	1	1	1	1461-1733	20,798	20,798
Athletic Equipment Attendant IIA	1.6	1.8	1.8	1449-1718	35,024	35,645
Instructional Support Asst. IIA	2.6	4.9	4.9	1449-1718	92,420	94,515
Depart Secretary IIA, Stenography	18.1	18	18	1401-1660	355,545	357,432
Clerical Assistant IIIB	6.2	5.6	5.6	1401-1660	111,498	111,498
Accompanist IA	0.1	0.2	0.2	1396-1653	3,350	3,494
Depart Secretary IIA	1.5	2	2	1378-1632	37,960	38,757
Depart Secretary IIA, Dictating	1	1	1	1378-1632	19,584	19,584
Clerical Assistant IIIA	11.1	13	13	1378-1632	238,778	244,640
Temporary Help	16.8	6.5	6.5	(248,677)	107,523	107,523
Stock Clerk, Range A	1.4	1.5	1.5	1328-1570	26,974	27,320
Depart Secretary IA, Stenography	6.1	5.5	5.5	1301-1537	101,015	101,465
Depart Secretary IA, Dictating	-	0.2	0.2	1301-1537	3,984	4,154
Instructional Support Asst. IA	1.5	1.5	1.5	1290-1524	23,716	24,715
Depart Secretary IA	1	1	1	1280-1511	18,135	18,135
Clerical Assistant IIB	8.3	8.5	8.5	1253-1480	142,487	146,955
Administrator I- 12 Mo.	1	1	1	1250-2725	24,384	24,384
Clerical Assistant IIA	14.7	20.7	20.7	1189-1401	321,382	331,215
Clerical Assistant IA	0.1	-	-	1106-1301	-	-
Student Assistant	1.4	-	-	(12,598)	-	-
Overtime	-	-	-	(1,326)	-	-
Instructional Faculty:						
Lecturer - AY - D	1	1	1	2936-3544	42,241	42,530
Professor - AY	279.4	297.4	297.4	2936-3544	12,167,402	12,426,162
Head Coach-AY	1	1	-	2936-3544	38,146	40,264
Part Time Faculty-AY	150.6	-	-	(3,236,916)	-	-
Lecturer - AY - C	2	14	14	2325-2802	432,331	450,213
Associate Professor-AY	77.8	83	83	2325-2802	2,672,108	2,735,284
Sabbatical Leave Replacement	8.5	8.5	8.5	(182,191)	205,042	206,447
Substitute Faculty	0.5	-	-	(11,610)	-	-
Instr Faculty- Extra Qtr- Qsyro	47	57.3	57.3	(1,215,001)	1,663,172	1,674,573
Assistant Professor-AY	1.2	90.1	90.1	1847-2220	1,817,554	2,275,957
Graduate Assistant	10.6	-	-	(47,344)	-	-
Faculty Promotions - New	-	-	-	-	-	34,398
Faculty Promotions - Continuing	-	-	-	-	34,129	79,035
Market Condition Salary Supplements	-	-	-	-	1,700	-
Exceptional Merit Service Awards	-	-	-	(34,500)	-	-
Totals, Instruction	753.7	748.2	748.2	\$20,994,060	\$23,919,604	\$24,910,081
Academic Support:						
Libraries:						
Librarian-12 Month	4.8	5	5	2709-3268	194,451	196,085
Administrator III- 12 Mo.	1	1	1	2500-5450	49,020	49,020
Associate Librarian-12 Month	4.5	5	5	2467-2974	175,365	178,190
Administrative Assistant I	-	1	1	2105-2425	24,180	25,329
Senior Assistant Librarian-12 Month	6.2	7.2	7.2	1914-2646	216,630	219,415
Supervising Library Assistant IIIA	2.1	2	2	1699-2038	48,645	48,919
Assistant Librarian-12 Month	-	0.1	0.1	1652-2270	2,249	2,370
Library Assistant IIA	8.2	9.1	9.1	1557-1855	198,635	199,526
Senior Secretary A	1	1	1	1524-1814	21,764	21,764
Clerical Assistant IIIA	2.4	2.5	2.5	1378-1632	46,323	47,469
Library Assistant IA	9.9	10	10	1378-1632	191,303	192,791
Temporary Help	13	12	12	(191,867)	198,503	198,503
Depart Secretary IA	-	0.4	0.4	1280-1511	6,272	6,536
Book Repairer IA	1	1	1	1199-1413	16,960	16,960
Clerical Assistant IIA	3.9	4	4	1189-1401	65,872	66,699
Student Assistant	3.2	3.2	3.2	(28,528)	31,857	31,857
Audio-Visual Services:						
Audio Visual Coordinator-12 Month	1	1	1	1619-4085	30,416	30,624
Audio Visual Coordinator-AY	-	0.5	0.5	1426-3544	10,051	12,623
Media Production Specialist III	1	1	1	2263-2726	32,718	32,718
Administrator II- 12 Mo.	1	1	1	2083-4088	36,732	36,732
Administrative Assistant I	1	1	1	2105-2425	26,330	27,574
Equip.Tech.Electro-Mechanical IIA	1.8	2	2	1970-2370	56,683	56,898
Equipment Tech.Electro-Mechanical IA	2.2	2	2	1797-2160	51,858	51,858
Photographer I	-	0.5	0.5	1789-2150	10,732	11,235
Graphic Artist I	-	0.5	0.5	1789-2150	10,732	11,235
Equipment Maintenance Assistant IA	1	1	1	1646-1970	23,466	23,644
Media Production Specialist I	1.3	1.5	1.5	1646-1970	32,114	33,605
Instructional Support Asst. IIA	1.1	2.5	2.5	1449-1718	43,663	45,533
Clerical Assistant IIIA	1	1	1	1378-1632	19,310	19,584
Temporary Help	2.3	1.7	1.7	(33,316)	28,122	28,122
Instructional Support Asst. IA	0.4	-	-	1290-1524	-	-
Computing Support:						
Instruct. Computing Consultant III	1	1	1	2739-3305	38,293	39,664
Associate Systems Analyst	1	1	1	2578-3109	37,314	37,314
Assoc. Systems Software Specialist	1	1	1	2578-3109	37,314	37,314
Administrator III- 12 Mo.	4	4	4	2500-5450	164,712	164,712
Programmer II	2.5	3.5	3.5	2273-2739	109,462	110,767
Instruct. Computing Consultant II	1	1	1	2273-2739	32,875	32,875
Equipment Tech.Electronic III	1	1	1	2160-2602	30,387	31,217
Administrator II- 12 Mo.	1	1	1	2083-4088	29,364	29,364
Programmer I	3.7	1.5	1.5	1907-2294	38,391	40,215

6610 CALIFORNIA STATE UNIVERSITY, HAYWARD—Continued

1
2
3
4
5
6
7
8
9
10
11
12
13
14
15
16
17
18
19
20
21
22
23
24
25
26
27
28
29
30
31
32
33
34
35
36
37
38
39
40
41
42
43
44
45
46
47
48
49
50
51
52
53
54
55
56
57
58
59
60
61
62
63
64
65
66
67
68
69
70
71
72
73
74
75
76
77
78
79
80
81
82
83
84
85
86
87
88
89
90
91
92
93
94
95
96
97
98

ORGANIZATIONAL UNIT Classification	NUMBER OF POSITIONS			EXPENDITURES		
	Filled 1983-84	Authorized 1984-85	Proposed 1985-86	Actual 1983-84	Estimated 1984-85	Proposed 1985-86
				SALARY RANGE		
Instruct. Computing Consultant I	0.8	0.5	0.5	1907-2294	12,173	12,745
Supv Instructional Support Tech IA	0.9	1	1	1797-2160	21,736	22,752
Equipment Technician, electronic IA	1.9	2	2	1797-2160	46,967	49,191
Programmer Trainee	0.5	0.5	0.5	1726-1890	10,353	10,830
Equipment Maintenance Assistant IA	-	0.5	0.5	1646-1970	9,870	10,308
Senior Computer Operator, Range A	2	2	2	1610-1925	44,734	46,106
Senior Data Control Tech., Range A	2	2	2	1486-1764	40,591	41,440
Instructional Support Asst. IIA	2.4	3	3	1449-1718	54,235	56,574
Computer Operator, Range A	2	3	3	1419-1681	58,099	58,870
Secretary A	1	1	1	1378-1632	19,584	19,584
Temporary Help	4.3	1.4	1.4	(62,862)	23,159	23,159
Stock Clerk, Range A	1	1	1	1328-1570	17,932	18,709
Administrator I- 12 Mo.	1.7	2	2	1250-2725	47,880	47,880
Data Entry Operator, Range A	2	2	2	1203-1419	34,050	34,050
Clerical Assistant IIA	-	0.4	0.4	1189-1401	5,825	6,069
Overtime	-	-	-	(1,199)	-	-
Evening And Night Shift Differential	-	-	-	(1,912)	-	-
Ancillary Support:						
Off-Campus Centers:						
Administrator III- 12 Mo.	1	1	1	2500-5450	46,176	46,176
Administrative Assistant I	1	0.8	0.8	2105-2425	21,826	21,826
Assistant Librarian-12 Month	0.8	0.8	0.8	1652-2270	17,189	18,121
Clerical Assistant IIIB	0.3	0.5	0.5	1401-1660	8,988	9,379
Library Assistant IA	0.5	0.5	0.5	1378-1632	8,934	9,317
Temporary Help	0.3	0.4	0.4	(3,781)	7,444	7,444
Clerical Assistant IIB	0.2	-	-	1253-1480	-	-
Student Writing Skills:						
Part Time Faculty-AY	2.4	-	-	(51,362)	-	-
Temporary Help	0.4	-	-	(6,507)	-	-
Totals, Academic Support	121.9	123	123	\$2,599,138	\$2,976,813	\$3,017,390
Student Service:						
Social And Cultural Development:						
Administrator III- 12 Mo.	2	2	2	2500-5450	91,440	91,440
Student Affairs Officer - 12 Mo.	1	1	1	2104-2534	30,398	30,398
Student Affairs Assistant II- 12 Mo	2	2	2	1928-2320	54,413	55,668
Secretary B	1.9	2	2	1401-1660	38,733	39,547
Temporary Help	0.1	-	-	(1,140)	-	-
Clerical Assistant IIB	1	1	1	1253-1480	17,756	17,756
Clerical Assistant IIA	0.9	1	1	1189-1401	15,067	15,702
Supplementary Educational Serv.-Eop:						
Student Affairs Officer - 12 Mo.	1.9	2	2	2104-2534	60,567	60,796
Administrator II- 12 Mo.	1	1	1	2083-4088	33,636	33,636
Student Affairs Assistant II- 12 Mo	3.1	4	4	1928-2320	110,450	111,337
Research Technician I	0.9	0.5	0.5	1681-2105	12,090	12,090
Clerical Assistant IIIB	1	1	1	1401-1660	19,910	19,910
Temporary Help	2.6	4	4	(38,564)	66,168	66,168
Clerical Assistant IIB	0.8	0.8	0.8	1253-1480	14,205	14,205
Clerical Assistant IIA	0.2	-	-	1189-1401	-	-
Student Assistant	2.8	-	-	(24,541)	-	-
Counseling And Career Guidance:						
Counseling:						
Student Affairs Officer V - 12 Mo	0.8	-	-	3357-4056	-	-
Counselor - AY - Professor	0.7	0.7	0.7	2915-3519	29,555	29,555
Student Affairs Officer V - AY	4.4	5	5	2915-3519	206,699	208,855
Student Affairs Officer IV - 12 Mo	-	1	1	2655-3202	31,850	33,380
Superv Stndt Affairs Off IV-12 Mo	0.2	1	1	2655-3202	38,429	38,429
Administrator III- A.Y.	1	1	1	2500-5450	38,736	38,736
Student Affairs Officer IV - AY	1	1	1	2309-2782	33,380	33,380
Student Affairs Officer - 12 Mo.	2	2	2	2104-2534	60,567	60,796
Clerical Assistant IIIA	0.9	1	1	1378-1632	17,805	18,569
Temporary Help	1.9	3.9	3.9	(28,616)	64,514	64,514
Clerical Assistant IIA	1	-	-	1189-1401	-	-
Testing:						
Administrator III- A.Y.	1	1	1	2500-5450	39,384	39,384
Student Affairs Officer - 12 Mo.	0.5	0.5	0.5	2104-2534	14,292	14,970
Student Affairs Assistant II- 12 Mo	0.5	0.5	0.5	1928-2320	13,917	13,917
Clerical Assistant IIIA	1	1	1	1378-1632	16,894	17,619
Placement:						
Placement Officer-12 Mo-Professor	0.6	-	-	3357-4056	-	-
Placement Officer-12 Mo-Asst Prof	-	1	1	2104-2534	27,703	29,025
Superv Stndt Affairs Off III-12 Mo.	1	1	1	2104-2534	30,398	30,398
Student Affairs Assistant II- 12 Mo	3	3	3	1928-2320	83,189	83,503
Student Affairs Assistant I - 12 Mo	0.5	0.5	0.5	1684-2019	12,112	12,112
Clerical Assistant IIIB	1	1	1	1401-1660	19,910	19,910
Temporary Help	0.3	-	-	(4,611)	-	-
Clerical Assistant IIB	2.1	2	2	1253-1480	32,616	33,547
Financial Aid:						
Student Affairs Officer - 12 Mo.	-	0.5	0.5	2104-2534	12,629	13,224
Superv Stndt Affairs Off III-12 Mo.	1	1	1	2104-2534	30,398	30,398
Administrator II- 12 Mo.	1	1	1	2083-4088	36,360	36,360
Student Affairs Assistant II- 12 Mo	4.3	5	5	1928-2320	136,882	138,857
Student Affairs Assistant I - 12 Mo	-	0.5	0.5	1684-2019	10,104	10,556
Stud. Pers Tech, Financial Aid, Rg A	2.1	3	3	1593-1902	62,466	64,227

6610 CALIFORNIA STATE UNIVERSITY, HAYWARD—Continued

1
2
3
4
5
6
7
8
9
10
11
12
13
14
15
16
17
18
19
20
21
22
23
24
25
26
27
28
29
30
31
32
33
34
35
36
37
38
39
40
41
42
43
44
45
46
47
48
49
50
51
52
53
54
55
56
57
58
59
60
61
62
63
64
65
66
67
68
69
70
71
72
73
74
75
76
77
78
79
80
81
82
83
84
85
86
87
88
89
90
91
92
93
94
95
96
97
98

ORGANIZATIONAL UNIT

NUMBER OF POSITIONS

EXPENDITURES

Classification

Filled
1983-84

Authorized
1984-85

Proposed
1985-86

Actual
1983-84

Estimated
1984-85

Proposed
1985-86

SALARY RANGE

Clerical Assistant IIIB	1	-	-	1401-1660	-	-
Clerical Assistant IIIA	1	2	2	1378-1632	35,239	36,762
Temporary Help	1.1	-	-	(16,604)	-	-
Clerical Assistant IIB	-	0.6	0.6	1253-1480	9,212	9,599
Clerical Assistant IIA	2.5	2.2	2.2	1189-1401	33,497	34,625
Student Support:						
Health Services:						
Physician II-10 Mo - Range A	0.8	1	1	4680-5664	56,647	56,647
Physician I-10 Mo - Range A	1.7	2.8	2.8	4462-5374	143,195	144,931
Administrator IV- 12 Mo.	1	1	1	3333-6813	68,628	68,628
Pharmacist - 10 Month Range A	-	0.1	0.1	2578-3109	2,577	2,700
Pharmacist - 12 Month	1	1	1	2578-3109	37,314	37,314
Administrator III- 12 Mo.	0.7	0.8	0.8	2500-5450	45,341	45,341
Clinical Lab. Technologist IIA	1	1	1	2180-2626	31,517	31,517
Nurse Practitioner 10 Month Range A	0.5	1	1	2025-2437	23,150	24,254
Superv Registered Nurse III-12 Mo.	1	1	1	2025-2437	29,238	29,238
Administrative Assistant I	1	1	1	2105-2425	29,102	29,102
Student Affairs Assistant II- 12 Mo	0.5	0.5	0.5	1928-2320	13,917	13,917
Registered Nurse II-10 Month Rng A	0.7	1	1	1847-2221	20,247	21,202
Registered Nurse II - 12 Month	-	1	1	1847-2221	22,162	23,203
Physical Therapist I	0.5	0.5	0.5	1822-2190	13,141	13,141
Radiologic Technologist IIA	1	1	1	1805-2170	26,034	26,034
Registered Nurse I - 10 Month Rng A	1.5	2	2	1726-2072	41,345	41,439
Student Affairs Assistant I - 12 Mo	-	0.3	0.3	1684-2019	6,063	6,333
Health Record Technician	1	1	1	1524-1814	21,764	21,764
Licensed Vocational Nurse, Range A	0.9	-	-	1384-1570	-	-
Clerical Assistant IIIA	1	1	1	1378-1632	19,584	19,584
Temporary Help	3.6	2.3	2.3	(53,362)	38,046	38,046
Clerical Assistant IIB	2.9	2.8	2.8	1253-1480	49,394	49,607
Clinical Aid IIA	0.9	1	1	1175-1384	16,023	16,582
Student Assistant	-	1	1	3.35-6.33	9,955	9,955
Housing Services:						
Administrator II- 12 Mo.	1	1	1	2083-4088	36,000	36,000
Secretary A	1	1	1	1378-1632	18,569	19,378
Temporary Help	0.1	-	-	(1,186)	-	-
Disabled Students:						
Student Affairs Officer - 12 Mo.	1	1	1	2104-2534	29,826	30,398
Student Affairs Assistant II- 12 Mo	0.5	0.5	0.5	1928-2320	13,917	13,917
Student Affairs Assistant I - 12 Mo	0.8	0.8	0.8	1684-2019	19,379	19,379
Clerical Assistant IIIA	1	1	1	1378-1632	19,584	19,584
Temporary Help	2.6	2.4	2.4	(38,100)	39,701	39,701
Student Assistant	0.7	1	1	(6,426)	9,955	9,955
Overtime	-	-	-	(232)	-	-
Totals, Student Service	94.5	101	101	\$2,252,152	\$2,694,885	\$2,722,651
Institutional Support:						
Executive Management:						
President	1	1	1	4884-7341	87,240	87,240
Administrator IV- 12 Mo.	2.2	3	3	3333-6813	176,100	176,100
Administrator III- 12 Mo.	5	5	5	2500-5450	232,392	232,392
Associate Administrative Analyst	1	1	1	2425-2924	35,095	35,095
Administrator II- 12 Mo.	-	0.5	0.5	2083-4088	13,750	13,750
Administrative Assistant I	1	1.5	1.5	2105-2425	40,532	41,766
Research Technician II	1	1	1	2105-2425	29,102	29,102
Executive Secretary, Range A	0.3	1	1	1772-2130	22,012	23,054
Administrative Aid, Range A	1	1	1	1733-2082	24,976	24,976
Administrative Secretary, Range A	0.6	-	-	1624-1943	-	-
Clerical Assistant IVA	1	1	1	1524-1814	21,764	21,764
Senior Secretary A	3.8	4	4	1524-1814	84,087	85,066
Secretary B	1.1	1.5	1.5	1401-1660	26,441	27,576
Temporary Help	3	-	-	(43,655)	-	-
Clerical Assistant IIA	1.4	1.5	1.5	1189-1401	22,497	23,438
Financial Operations:						
Administrator III- 12 Mo.	1	2	2	2500-5450	75,250	75,250
Administrator II- 12 Mo.	3	3	3	2083-4088	90,924	90,924
Accountant I	0.7	1	1	2015-2425	25,929	27,156
Staff Services Tech IA - Budget	1.3	1.3	1.3	1703-2044	31,388	31,864
Accounting Technician IIIA	2	2	2	1660-1988	47,707	47,707
Stud. Pers Tech, Financial Aid, Rg A	1.3	4	4	1593-1902	82,805	86,607
Supervising Account Clerk IA	1	1	1	1557-1855	22,260	22,260
Payroll Personnel Transact Clk IIA	4	5	5	1524-1814	103,921	105,613
Clerical Assistant IVA	1.2	1.5	1.5	1524-1814	30,910	31,308
Senior Account Clerk, Range A	8.4	6	6	1419-1681	111,753	115,341
Clerical Assistant IIIB	1	1	1	1401-1660	18,633	19,006
Clerical Assistant IIIA	-	0.2	0.2	1378-1632	3,309	3,449
Temporary Help	1.5	0.5	0.5	(22,609)	8,271	8,271
Payroll Personnel Transact Clk IA	1	-	-	1311-1550	-	-
Clerical Assistant IIB	1	1	1	1253-1480	17,756	17,756
Administrator I- 12 Mo.	2	2.4	2.4	1250-2725	61,500	61,500
Assistant Cashier-Clerk, Range A	2.8	2	2	1223-1443	31,101	32,404
Intermediate Account Clerk, Range A	3.1	4	4	1223-1443	64,609	66,604
Clerical Assistant IIA	1	1	1	1189-1401	16,816	16,816
Overtime	-	-	-	(3,036)	-	-

6610 CALIFORNIA STATE UNIVERSITY, HAYWARD—Continued

ORGANIZATIONAL UNIT	NUMBER OF POSITIONS			EXPENDITURES			
	Classification	Filled 1983-84	Authorized 1984-85	Proposed 1985-86	Actual 1983-84	Estimated 1984-85	Proposed 1985-86
General Administrative Services:							
Student Admissions And Records:							
Student Affairs Assistant IV	1	1	1	2510-3027			36,323
Administrator III- 12 Mo.	1	1	1	2500-5450			46,176
Student Affairs Officer - 12 Mo.	-	1	1	2104-2534			30,398
Student Affairs Assistant III	1	1.2	1.2	2066-2487			34,793
Student Affairs Assistant II- 12 Mo	1.8	2	2	1928-2320			51,771
Student Affairs Asst I - 10 Mo Rn A	0.6	0.8	0.8	1684-2019			16,077
Evaluation Technician I	13.3	13.5	13.5	1593-1902			300,509
Clerical Assistant IVA	1	1	1	1524-1814			21,764
Senior Secretary A	0.9	1	1	1524-1814			18,690
Clerical Assistant IIIA	5.5	6.4	6.4	1378-1632			121,068
Temporary Help	1.2	3.7	3.7	(17,519)			61,205
Power Keyboard Operator, Range A	1.8	2	2	1350-1597			38,332
Administrator I- 12 Mo.	3.9	4	4	1250-2725			85,920
Clerical Assistant IIA	14.4	15.3	15.3	1189-1401			247,249
Overtime	-	-	-	(2,337)			-
Student Affairs Affirmative Action:							
Student Affairs Officer - 12 Mo.	1	1	1	2104-2534		25,257	26,448
Student Affairs Assistant II- 12 Mo	2	-	-	1928-2320		-	-
Student Affairs Assistant I - 12 Mo	1	-	-	1684-2019		-	-
Temporary Help	0.2	1	1	(3,155)		16,542	16,542
Student Assistant	1.6	-	-	(13,956)		-	-
Employee Personnel And Records:							
Administrator III- 12 Mo.	1	1	1	2500-5450		38,988	38,988
Administrator II- 12 Mo.	1	1	1	2083-4088		32,916	32,916
Staff Services Tech IA - Personnel	1	1	1	1703-2044		24,328	24,511
Clerical Assistant IIIB	1	1	1	1401-1660		19,910	19,910
Temporary Help	0.3	-	-	(5,012)		-	-
Clerical Assistant IIB	0.4	1	1	1253-1480		17,756	17,756
Administrator I- 12 Mo.	1.7	2	2	1250-2725		46,758	46,758
Overtime	-	-	-	(24)		-	-
Logistical Services:							
Support Operations:							
Lead Automotive Equipment Mechanic	1	1	1	2095-2298		27,575	27,575
Administrator II- 12 Mo.	1	1	1	2083-4088		28,080	28,080
Automotive Mechanic	1.5	1.5	1.5	1955-2144		38,590	38,590
Automotive Equipment Operator IA	2	2	2	1667-1822		43,711	43,711
Property Clerk IIA	1	1	1	1624-1943		23,318	23,318
Purchasing Agent, Range A	2.1	2	2	1550-1847		42,748	43,674
Graphics Spec IIA,graphics Art-techn	1	1	1	1524-1814		21,764	21,764
Clerical Assistant IIIB	0.8	1	1	1401-1660		19,910	19,910
Public Safety Dispatch,typing,rng A	1	1	1	1401-1660		19,225	19,910
Reproduction Processes Asst, Range A	1.5	1.5	1.5	1378-1632		29,376	29,376
Warehouse Worker, Range A	1	1	1	1378-1632		19,584	19,584
Temporary Help	0.7	1.4	1.4	(9,724)		23,159	23,159
Stock Clerk, Range A	4.9	5	5	1328-1570		91,405	92,495
Administrator I- 12 Mo.	4	4	4	1250-2725		88,512	88,512
Clerical Assistant IIA	1	1	1	1189-1401		16,477	16,816
Overtime	-	-	-	(3,809)		-	-
Public Safety:							
Administrator III- 12 Mo.	1	1	1	2500-5450		37,985	37,985
Supervising Public Safety Officer I	1.6	2	2	2194-2643		63,433	63,433
Public Safety Investigator	0.4	1	1	2095-2523		25,142	26,326
Administrator II- 12 Mo.	0.9	-	-	2083-4088		-	-
Public Safety Officer	5.5	8	8	2001-2408		225,606	228,084
Clerical Assistant IIIB	0.5	0.5	0.5	1401-1660		9,955	9,955
Public Safety Dispatch,typing,rng A	2	2	2	1401-1660		38,268	39,067
Temporary Help	0.1	-	-	(1,332)		-	-
Overtime	-	-	-	(28,369)		-	-
Evening And Night Shift Differential	-	-	-	(3,538)		-	-
Physical Plant Operations:							
Maintenance Office Administration:							
Administrator III- 12 Mo.	1	1	1	2500-5450		40,824	40,824
Administrator II- 12 Mo.	1	1	1	2083-4088		33,804	33,804
Administrative Assistant I	1	1	1	2105-2425		29,102	29,102
Drafting Technician IIA	-	1	1	1970-2370		23,644	24,754
Storekeeper IA	1	1	1	1431-1696		20,354	20,354
Utility Plants:							
Administrator II- 12 Mo.	1	1	1	2083-4088		31,008	31,008
Supervising Bldg. Service Engineer	0.8	1	1	2066-2374		27,845	28,486
Building Service Engineer	4	4	4	1964-2256		106,291	107,474
Operating Engineer	5	5	5	1722-1885		113,058	113,058
Overtime	-	-	-	(811)		-	-
Evening And Night Shift Differential	-	-	-	(1,683)		-	-
Building Maintenance:							
Supervising Electrician	0.6	1	1	2256-2476		29,713	29,713
Refrigeration Mechanic	1	1	1	2256-2476		29,147	29,713
Supervising Carpenter	1	1	1	2154-2363		28,354	28,354
Supervising Painter	1	1	1	2154-2363		28,354	28,354
Electrician II	1	1	1	2154-2363		28,354	28,354
Plumber II	1	1	1	2154-2363		28,354	28,354
Materials Fabrication Specialist	1	1	1	2154-2363		28,354	28,354
Locksmith II	1	1	1	2154-2363		28,354	28,354
Administrator II- 12 Mo.	1	1	1	2083-4088		28,296	28,296
Electrician I	2	2.3	2.3	2057-2256		61,552	61,900

6610 CALIFORNIA STATE UNIVERSITY, HAYWARD—Continued

1
2
3
4
5
6
7
8
9
10
11
12
13
14
15
16
17
18
19
20
21
22
23
24
25
26
27
28
29
30
31
32
33
34
35
36
37
38
39
40
41
42
43
44
45
46
47
48
49
50
51
52
53
54
55
56
57
58
59
60
61
62
63
64
65
66
67
68
69
70
71
72
73
74
75
76
77
78
79
80
81
82
83
84
85
86
87
88
89
90
91
92
93
94
95
96
97
98

ORGANIZATIONAL UNIT Classification	NUMBER OF POSITIONS			EXPENDITURES		
	Filled 1983-84	Authorized 1984-85	Proposed 1985-86	Actual 1983-84	Estimated 1984-85	Proposed 1985-86
				SALARY RANGE		
Plumber I	1	1	1	2057-2256	27,073	27,073
Maintenance Mechanic	1	1	1	2057-2256	27,073	27,073
Planner-estimator-scheduler	1	1	1	2015-2425	29,102	29,102
Carpenter I	2.7	3	3	1964-2154	75,266	76,375
Painter I	1.9	2	2	1964-2154	51,691	51,691
Building Service Engineer	3.5	4	4	1964-2256	103,470	105,801
Building Maintenance Worker	4	4	4	1715-1876	89,606	90,024
Temporary Help-Plant Operations	0.5	-	-	(8,413)	-	-
Overtime	-	-	-	(1,562)	-	-
Evening And Night Shift Differential	-	-	-	(480)	-	-
Grounds Maintenance:						
Administrator II- 12 Mo.	1.9	2	2	2083-4088	54,248	54,248
Automotive Mechanic	0.5	0.5	0.5	1955-2144	12,863	12,863
Tractor Operator-Laborer, Range A	1	1	1	1741-1907	22,887	22,887
Temporary Help-Plant Operations	0.9	-	-	(16,581)	-	-
Skilled Labor	1.8	2	2	1678-1834	42,658	43,602
Automotive Equipment Operator IA	1	1	1	1667-1822	21,856	21,856
Lead Groundswoker, Range A	2.8	3	3	1610-1925	68,601	69,288
Irrigation Specialist	1	1	1	1543-1838	22,065	22,065
Pest Control-spray Spec., Range A	1	1	1	1543-1838	22,065	22,065
Gardener, Range A	0.9	3	3	1543-1838	59,118	60,710
Tree Trimmer IA	1	1	1	1543-1838	20,997	21,982
Groundswoker, Range A	13.8	16.4	16.4	1419-1610	309,117	312,724
Clerical Assistant IIB	0.5	0.5	0.5	1253-1480	8,878	8,878
Administrator I- 12 Mo.	1	1	1	1250-2725	22,224	22,224
Clerical Assistant IIA	0.8	1	1	1189-1401	15,920	16,590
Overtime	-	-	-	(1,785)	-	-
Custodial Services:						
Building Maintenance Worker	1	1	1	1715-1876	22,506	22,506
Temporary Help-Plant Operations	1.4	0.7	0.7	(26,251)	14,406	14,406
Laborer, Range A	0.9	1	1	1419-1543	17,025	17,756
Clerical Assistant IIIB	1	1	1	1401-1660	19,910	19,910
Stock Clerk, Range A	1	1	1	1328-1570	17,560	18,318
Lead Custodian, Range A	7.3	8	8	1295-1531	146,390	146,958
Clerical Assistant IIB	0.5	0.5	0.5	1253-1480	8,878	8,878
Administrator I- 12 Mo.	4.7	5	5	1250-2725	106,986	106,986
Custodian, Range A	53.9	56.8	56.8	1203-1419	950,714	958,513
Overtime	-	-	-	(4,192)	-	-
Evening And Night Shift Differential	-	-	-	(3,793)	-	-
Faculty And Staff Services:						
Overtime	-	-	-	-	47,668	47,668
Management Comp. Adjustment -New	-	-	-	-	-	87,674
Management Comp. Adjust -Continuing	-	-	-	-	315,649	316,543
Evening And Night Shift Differential	-	-	-	-	14,271	14,271
Non-Faculty Reclass - New	-	-	-	-	-	44,824
Non-Faculty Reclass - Continuing	-	-	-	-	44,819	103,082
Management Reclass- New	-	-	-	-	-	10,521
Management Reclass- Continuing	-	-	-	-	7,456	17,149
Community Relations:						
Student Affairs Assistant IV	1	1	1	2510-3027	36,323	36,323
Administrator III- 12 Mo.	1	0.7	0.7	2500-5450	28,577	28,577
Public Affairs Assistant I	1	1	1	1610-1925	23,096	23,096
Secretary B	1	1	1	1401-1660	19,910	19,910
Temporary Help	0.8	-	-	(11,994)	-	-
Power Keyboard Operator, Range A	0.9	1	1	1350-1597	19,166	19,166
Totals, Institutional Support	305.1	322.1	322.1	\$6,146,663	\$7,639,890	\$7,919,747
Independent Operations:						
Institutional Operations:						
Part Time Faculty-AY	7	8.4	8.4	(150,221)	202,629	204,019
Temporary Help	14.4	19.1	19.1	(212,331)	315,951	315,951
Student Assistant	3.7	6	6	(33,292)	59,731	59,731
Overtime	-	-	-	(3,204)	26,902	26,902
Totals, Independent Operations ..	25.1	33.5	33.5	\$399,048	\$605,213	\$606,603
Totals, General Fund	1300.3	1327.8	1327.8	\$32,391,061	\$37,836,405	\$39,176,472
Dormitory Revenue Fund- Parking:						
Institutional Support:						
Logistical Services:						
Supv. Parking Officer, Range A	1	1	1	1486-1764	20,872	21,177
Parking Officer, Range A	1	1	1	1425-1688	20,263	20,263
Clerical Assistant IIIB	0.3	0.5	0.5	1401-1660	9,955	9,955
Public Safety Dispatch, typing, rng A	1	1	1	1401-1660	19,225	19,910
Temporary Help	2.1	1	1	(30,924)	16,542	16,542
Clerical Assistant IIB	1	1	1	1253-1480	17,756	17,756
Clerical Assistant IIA	0.2	1	1	1189-1401	15,702	16,364
Overtime	-	-	-	-	1,490	1,490
Evening And Night Shift Differential	-	-	-	(164)	-	-
Physical Plant Operations:						
Groundswoker, Range A	0.8	1	1	1419-1610	17,820	18,593
Laborer, Range A	0.8	1	1	1419-1543	17,025	17,756
Totals, Institutional Support	8.2	8.5	8.5	\$131,641	\$156,650	\$159,806

6610 CALIFORNIA STATE UNIVERSITY, HAYWARD—Continued

ORGANIZATIONAL UNIT Classification	NUMBER OF POSITIONS			EXPENDITURES		
	Filled 1983-84	Authorized 1984-85	Proposed 1985-86	Actual 1983-84	Estimated 1984-85	Proposed 1985-86
Independent Operations:						
Campus Innovation:						
Temporary Help	0.1	0.1	0.1	SALARY RANGE (954)	1,654	1,654
Totals, Independent Operations ..	0.1	0.1	0.1	\$954	\$1,654	\$1,654
Totals, Dormitory Revenue Fund- Parking	8.3	8.6	8.6	\$132,595	\$158,304	\$161,460
Continuing Education Revenue Fund:						
Instruction:						
Special Session Instruction:						
Summer Session Faculty	0.4	0.4	0.4	(6,822)	7,719	7,719
Extension Instruction:						
Temporary Help	7.2	5.5	5.5	(106,172)	90,981	90,981
Extension Faculty	8.9	3.5	3.5	(120,525)	50,156	54,919
Totals, Instruction	16.5	9.4	9.4	\$233,519	\$148,856	\$153,619
Institutional Support:						
Executive Management:						
Coordinator-Exten Summer Ses-12mo	-	1	1	1619-4085	27,715	29,225
Administrator III- 12 Mo.	0.7	0.5	0.5	2500-5450	22,326	22,326
Administrative Assistant I	1	1	1	2105-2425	26,129	27,365
Public Affairs Assistant I	0.8	0.8	0.8	1610-1925	18,271	18,476
Senior Secretary A	0.1	-	-	1524-1814	-	-
Clerical Assistant IIIA	0.6	1	1	1378-1632	16,953	17,681
Temporary Help	0.7	0.5	0.5	(10,270)	8,271	8,271
Clerical Assistant IIA	1	1	1	1189-1401	16,816	16,816
Overtime	-	-	-	(1,473)	-	-
Faculty And Staff Services:						
Management Comp. Adjust -Continuing	-	-	-	-	2,058	2,058
Totals, Institutional Support	4.9	5.8	5.8	\$100,912	\$138,539	\$142,218
Totals, Continuing Education Revenue Fund	21.4	15.2	15.2	\$334,431	\$287,395	\$295,837
Totals, California State University, Hayward	1330	1351.6	1351.6	\$32,858,087	\$38,282,104	\$39,633,769

6610 CALIFORNIA STATE POLYTECHNIC UNIVERSITY, POMONA ¹

General Fund:						
Instruction:						
Regular Instruction:						
Instructional Support:				SALARY RANGE		
Administrator IV- 12 Mo.	12	12.9	12.9	\$3333-6813	\$632,965	\$632,965
Depart. Chair-Assoc. Dean - AY	14.5	16.6	16.6	1426-3544	651,541	669,373
Coordinator - AY	0.5	0.5	0.5	1426-3544	21,120	21,266
Coordinator-Teacher Education-AY	1.3	1.3	1.3	1426-3544	44,811	45,938
Administrator III- 12 Mo.	13.6	11.9	11.9	2500-5450	494,070	494,070
Administrator III- A.Y.	1	1	1	2500-5450	32,088	32,088
Programmer II	1	1	1	2273-2739	31,254	32,750
Instructional Support Tech. III	4	4	4	2160-2602	121,151	123,444
Equipment Tech.Mechanical III	0.8	1	1	2160-2602	25,929	27,156
Equip.Tech.Electro-Mechanical III	5	5	5	2160-2602	156,084	156,084
Equipment Tech.Electronic III	1	1	1	2160-2602	31,217	31,217
Administrator II- 12 Mo.	4	6.8	6.8	2063-4088	215,968	215,968
Heavy Equipment Mechanic	0.5	0.6	0.6	2047-2245	15,320	16,043
Administrative Assistant I	1.3	1	1	2105-2425	29,102	29,102
Animal Health Technician	0.3	-	-	1970-2370	-	-
Instructional Support Tech. IIA	6	6	6	1970-2370	170,694	170,694
Stage Technician IIA	2	2	2	1970-2370	56,898	56,898
Piano Technician IIA	0.3	-	-	1970-2370	-	-
Equipment Technician,mechanical IIA	3.8	5	5	1970-2370	140,199	142,245
Equip.Tech.Electro-Mechanical IIA	1.5	2	2	1970-2370	53,818	56,036
Equipment Technician,electronic IIA	1	1	1	1970-2370	28,449	28,449
Blacksmith	0.5	0.5	0.5	1911-2095	12,573	12,573
Crop Technician II	1	1	1	1907-2294	27,535	27,535
Instructional Support Tech. IA	4.8	6	6	1797-2160	144,301	147,412
Costume Technician IIA	0.5	0.5	0.5	1797-2160	12,965	12,965
Equipment Technician,mechanical IA	2.6	2.5	2.5	1797-2160	64,040	64,823
Equipment Tech.Electro-Mechanical IA	2	2	2	1797-2160	51,565	51,858
Equipment Tech.Specialized Equip. IA	0.9	1	1	1797-2160	22,490	23,555
Photographer I	1	1.1	1.1	1789-2150	27,945	28,045
Graphic Artist I	1	1	1	1789-2150	25,799	25,799
Livestock Technician I	0.1	0.5	0.5	1741-2091	10,727	11,229
Nursery Technician II	1	1	1	1741-2091	22,887	23,971
Credential Analyst	1	1	1	1737-2086	25,022	25,022
Administrative Aid, Range A	7.7	8	8	1733-2082	190,272	194,906
Accompanist IIA	0.9	1	1	1718-2063	22,239	23,288
Student Affairs Assistant I - 12 Mo	1	1	1	1684-2019	23,139	24,224

¹The Salary Range and amounts shown in 1984-85 and 1985-86 for the California State University do reflect the 1984-85 fiscal year salary increase adjustment.

6610 CALIFORNIA STATE POLYTECHNIC UNIVERSITY, POMONA—Continued

1
2
3
4
5
6
7
8
9
10
11
12
13
14
15
16
17
18
19
20
21
22
23
24
25
26
27
28
29
30
31
32
33
34
35
36
37
38
39
40
41
42
43
44
45
46
47
48
49
50
51
52
53
54
55
56
57
58
59
60
61
62
63
64
65
66
67
68
69
70
71
72
73
74
75
76
77
78
79
80
81
82
83
84
85
86
87
88
89
90
91
92
93
94
95
96
97
98

ORGANIZATIONAL UNIT

NUMBER OF POSITIONS

EXPENDITURES

Classification

Filled
1983-84

Authorized
1984-85

Proposed
1985-86

Actual
1983-84

Estimated
1984-85

Proposed
1985-86

SALARY RANGE

Classification	Filled 1983-84	Authorized 1984-85	Proposed 1985-86	Actual 1983-84	Estimated 1984-85	Proposed 1985-86
Junior Staff Analyst	0.3	1	1	1681-2015	23,457	24,180
Supervising Junior Staff Analyst	0.7	1	1	1681-2015	24,180	24,180
Administrative Secretary, Range A	2	2	2	1624-1943	46,636	46,636
Slide Curator IA	1.5	1.5	1.5	1624-1943	34,977	34,977
Senior Computer Operator, Range A	1.3	2	2	1610-1925	44,499	45,505
Public Affairs Assistant I	0.5	0.5	0.5	1610-1925	10,950	11,462
Poultry Technician	0.5	0.5	0.5	1531-1822	9,550	9,966
Depart Secretary IIIA	0.7	-	-	1524-1814	-	-
Depart Secretary IIIA, Stenography	3	4	4	1524-1814	81,514	83,166
Clerical Assistant IVA	2.7	2	2	1524-1814	43,529	43,529
Senior Secretary A	7.7	7.5	7.5	1524-1814	162,589	163,233
Lead Graphics Specialist, Range A	0.4	1	1	1524-1814	20,724	21,684
Athletic Equipment Attendant IIA	3	3	3	1449-1718	61,846	61,846
Instructional Support Asst. IIA	3.4	21.5	21.5	1449-1718	355,900	398,427
Computer Operator, Range A	0.7	-	-	1419-1681	-	-
Supervising Clerical Assistant IIIB	1	1	1	1401-1660	19,910	19,910
Depart Secretary IIA, Stenography	21.4	22	22	1401-1660	427,095	432,701
Clerical Assistant IIIB	5.2	5.5	5.5	1401-1660	109,507	109,507
Secretary B	-	1.7	1.7	1401-1660	31,737	33,110
Graphics Spec. IA	1.5	2	2	1401-1660	36,727	37,445
Supervising Clerical Assistant IIIA	1	1	1	1378-1632	19,584	19,584
Depart Secretary IIA	1	1	1	1378-1632	19,584	19,584
Superv Departmental Secretary IIA	3.5	3.5	3.5	1378-1632	68,067	68,864
Clerical Assistant IIIA	3.4	5.9	5.9	1378-1632	103,761	108,219
Secretary A	3.6	2	2	1378-1632	36,361	37,079
Reproduction Processes Asst, Range A	1	1	1	1378-1632	19,310	19,584
Library Assistant IA	0.6	1	1	1378-1632	18,441	19,241
Temporary Help	11.9	1	1	(175,758)	16,542	16,542
Power Keyboard Operator, Range A	4.7	6	6	1350-1597	103,229	106,829
Depart Secretary IA, Stenography	5.1	5.7	5.7	1301-1537	103,472	105,160
Depart Secretary IA, Dictating	1.5	1.5	1.5	1301-1537	26,988	27,351
Athletic Equipment Attendant IA	2.8	3	3	1290-1524	52,701	53,579
Instructional Support Asst. IA	0.9	1.5	1.5	1290-1524	24,269	25,294
Depart Secretary IA	7.6	8	8	1280-1511	141,599	142,991
Mail Clerk, Range A	1	1	1	1280-1511	18,135	18,135
Clerical Assistant IIB	11.6	12	12	1253-1490	205,815	209,672
Administrator I- 12 Mo.	1.9	2.5	2.5	1250-2725	51,501	51,501
Data Entry Operator, Range A	0.9	1	1	1203-1419	17,025	17,025
Clerical Assistant IIA	15.4	21.8	21.8	1189-1401	335,856	346,894
Student Assistant	39.1	14.4	14.4	(347,374)	143,355	143,355
Overtime	-	-	-	(15,415)	-	-
Evening And Night Shift Differential	-	-	-	(1,134)	-	-
Instructional Faculty:						
Professor - 12 Mo	3.8	2.5	2.5	3381-4085	114,953	117,784
Head Coach-12 Month	2.3	4	4	3381-4085	169,592	176,615
Lecturer - AY - D	3.4	4	4	2936-3544	158,704	163,732
Professor - AY	341	339.8	339.8	2936-3544	14,299,057	14,523,684
Head Coach-AY	1.8	2	2	2936-3544	82,541	85,060
Principal Vocational Instr - 10 Mo.	1.1	1	1	2936-3544	42,241	42,530
Part Time Faculty-AY	170.5	3.2	3.2	(3,663,708)	77,187	77,716
Lecturer - 12 Mo - C	0.8	-	-	2674-3225	-	-
Associate Professor-12 Month	2.8	2.6	2.6	2674-3225	91,167	94,642
Lecturer - AY - C	20.2	17	17	2325-2802	530,128	548,295
Associate Professor-AY	114.6	114.6	114.6	2325-2802	3,660,483	3,773,893
Coach-AY	1.7	3	3	2325-2802	88,821	92,070
Assistant Professor-12 Month	2.1	8.8	8.8	2120-2552	247,451	259,743
Coaching Specialist-12 Month	1	1	1	2120-2552	30,184	30,624
Sabbatical Leave Replacement	9.9	12.5	12.5	(213,432)	299,499	303,577
Faculty Development Leaves	-	-	-	(927)	-	-
Vacation B-10	-	-	-	(3,803)	6,029	6,071
Substitute Faculty	0.7	-	-	(14,177)	-	-
Instr Faculty- Extra Qtr- Qsyro	53.5	71	71	(1,383,925)	2,060,824	2,074,952
Lecturer - AY - B	24.4	43.7	43.7	1847-2220	1,068,689	1,131,645
Assistant Professor-AY	43.7	159.7	159.7	1847-2220	3,827,845	4,080,035
Coaching Specialist-AY	1.5	3	3	1847-2220	71,535	74,164
Graduate Assistant	8.4	-	-	(37,840)	-	-
Faculty Promotions - New	-	-	-	-	-	57,258
Faculty Promotions - Continuing	-	-	-	-	61,147	141,603
Market Condition Salary Supplements	-	-	-	-	6,840	-
Exceptional Merit Service Awards	-	-	-	(45,000)	-	-
Totals, Instruction	1086.6	1076.6	1076.6	\$29,617,325	\$33,702,016	\$34,692,631
Academic Support:						
Libraries:						
Administrator IV- 12 Mo.	1	1	1	3333-6813	43,068	43,068
Administrator III- 12 Mo.	0.2	1	1	2500-5450	38,110	38,110
Programmer II	0.3	0.3	0.3	2273-2739	9,161	9,599
Superv Senior Asst Librarian-12 Mo.	3	3	3	1914-2646	100,711	102,484
Senior Assistant Librarian-12 Month	7.4	6.7	6.7	1914-2646	199,166	205,244
Supervising Library Assistant IIIA	4.8	5	5	1699-2038	120,670	121,749
Library Assistant IIIA	1.2	1	1	1696-2034	22,613	23,684
Assistant Librarian-12 Month	2.5	10.6	10.6	1652-2270	335,556	344,742
Equipment Maintenance Assistant IA	1	1	1	1646-1970	21,904	22,931
Supervising Library Assistant IIA	4.1	5	5	1560-1859	107,923	108,734

6610 CALIFORNIA STATE POLYTECHNIC UNIVERSITY, POMONA—Continued

1
2
3
4
5
6
7
8
9
10
11
12
13
14
15
16
17
18
19
20
21
22
23
24
25
26
27
28
29
30
31
32
33
34
35
36
37
38
39
40
41
42
43
44
45
46
47
48
49
50
51
52
53
54
55
56
57
58
59
60
61
62
63
64
65
66
67
68
69
70
71
72
73
74
75
76
77
78
79
80
81
82
83
84
85
86
87
88
89
90
91
92
93
94
95
96
97
98

ORGANIZATIONAL UNIT Classification	NUMBER OF POSITIONS			EXPENDITURES		
	Filled 1983-84	Authorized 1984-85	Proposed 1985-86	Actual 1983-84	Estimated 1984-85	Proposed 1985-86
				SALARY RANGE		
Library Assistant IIA	5.7	6	6	1557-1855	124,670	128,264
Administrative Trainee	-	1	1	1543-1681	18,526	19,323
Depart Secretary IIIA	0.1	-	-	1524-1814	-	-
Senior Secretary A	0.7	1	1	1524-1814	21,764	21,764
Shipping Receiving Assistant IA	1	1	1	1431-1696	19,708	20,354
Clerical Assistant IIIA	0.6	1	1	1378-1632	16,953	17,681
Library Assistant IA	5.8	7	7	1378-1632	134,107	136,540
Temporary Help	5.2	0.8	0.8	(76,766)	13,233	13,233
Book Repairer IIA	1	1	1	1301-1537	17,558	18,320
Mail Clerk, Range A	1	1	1	1280-1511	17,763	18,135
Clerical Assistant IIB	-	1	1	1253-1480	16,448	17,147
Clerical Assistant IIA	11.5	12	12	1189-1401	191,981	195,868
Student Assistant	14.3	14.5	14.5	(126,860)	144,350	144,350
Evening And Night Shift Differential	-	-	-	(432)	-	-
Audio-Visual Services:						
Administrator III- 12 Mo.	1.7	3	3	2500-5450	124,894	124,894
Programmer II	0.2	0.2	0.2	2273-2739	6,107	6,400
Media Production Specialist III	0.4	-	-	2263-2726	-	-
Assistant Professor-12 Month	0.6	0.1	0.1	2120-2552	2,772	2,922
Supervising Photographer II	1	1	1	2053-2472	29,663	29,663
Administrative Assistant I	1	1	1	2105-2425	29,102	29,102
Equipment Technician,electronic IIA	1	1	1	1970-2370	28,449	28,449
Media Production Specialist II	1	1	1	1970-2370	28,449	28,449
Equipment Tech.Electro-Mechanical IA	1.5	2.5	2.5	1797-2160	58,743	60,281
Photographer I	-	0.9	0.9	1789-2150	21,674	22,697
Graphic Artist I	1	1	1	1789-2150	25,799	25,799
Senior Secretary A	0.4	1	1	1524-1814	18,557	19,362
Instructional Support Asst. IIA	0.4	1.2	1.2	1449-1718	20,869	21,762
Clerical Assistant IIIB	-	1	1	1401-1660	17,474	18,228
Clerical Assistant IIIA	2.3	1	1	1378-1632	19,584	19,584
Temporary Help	1	2.3	2.3	(14,597)	38,046	38,046
Instructional Support Asst. IA	0.6	1	1	1290-1524	16,144	16,826
Clerical Assistant IIB	-	0.1	0.1	1253-1480	1,457	1,517
Administrator I- 12 Mo.	1	1	1	1250-2725	25,536	25,536
Student Assistant	1.4	1.1	1.1	(12,717)	10,951	10,951
Overtime	-	-	-	(1,840)	-	-
Evening And Night Shift Differential	-	-	-	(109)	-	-
Television Services:						
Equipment Tech.Electronic III	1.2	1	1	2160-2602	25,929	27,156
Superv Departmental Secretary IIA	0.5	0.5	0.5	1378-1632	9,955	9,955
Computing Support:						
Assoc. Systems Software Specialist	-	1	1	2578-3109	30,930	32,405
Administrator III- 12 Mo.	3	3	3	2500-5450	126,960	126,960
Programmer II	3	3	3	2273-2739	94,556	95,927
Instruct. Computing Consultant II	1	1	1	2273-2739	30,655	32,124
Equip.Tech.Electro-Mechanical IIA	1	1	1	1970-2370	28,449	28,449
Programmer I	1	1	1	1907-2294	24,158	25,292
Instruct. Computing Consultant I	0.5	1	1	1907-2294	23,429	24,532
Programmer Trainee	1.5	1	1	1726-1890	21,745	22,678
Equipment Maintenance Assistant IA	1	1	1	1646-1970	22,322	23,377
Senior Computer Operator, Range A	1.2	2.5	2.5	1610-1925	53,121	54,472
Clerical Assistant IVA	1	1	1	1524-1814	21,120	21,764
Senior Data Control Tech., Range A	1	1	1	1486-1764	20,192	21,101
Computer Operator, Range A	1.6	1.5	1.5	1419-1681	28,118	29,050
Temporary Help	1.7	-	-	(24,749)	-	-
Senior Data Entry Operator, Range A	0.9	1	1	1344-1590	19,088	19,088
Data Control Technician, Range A	2	2	2	1322-1563	37,074	37,523
Administrator I- 12 Mo.	1	1	1	1250-2725	27,252	27,252
Data Entry Operator, Range A	1	1	1	1203-1419	17,025	17,025
Student Assistant	1	0.5	0.5	(8,606)	4,978	4,978
Overtime	-	-	-	(2,621)	-	-
Evening And Night Shift Differential	-	-	-	(125)	-	-
Ancillary Support:						
College Farm:						
Professor - 12 Mo	3.1	3.4	3.4	3331-4085	148,839	151,160
Administrator III- 12 Mo.	1	1.1	1.1	2500-5450	44,848	44,848
Equipment Tech.Mechanical III	1	1	1	2160-2602	29,912	31,217
Electrician I	1	1	1	2057-2256	27,073	27,073
Heavy Equipment Mechanic	0.3	0.4	0.4	2047-2245	10,213	10,695
Farm Supervisor I	2	2	2	1997-2403	54,429	55,645
Crop Technician II	-	0.6	0.6	1907-2294	13,733	14,382
Livestock Technician II	3	3.5	3.5	1907-2294	94,049	94,591
Crop Technician I	2	2	2	1741-2091	50,187	50,187
Livestock Technician I	2.5	2.5	2.5	1741-2091	60,632	61,115
Building Maintenance Worker	1.7	2	2	1715-1876	43,701	44,678
Instructional Support Asst. IIA	0.5	0.5	0.5	1449-1718	10,308	10,308
Temporary Help	0.9	-	-	(12,747)	-	-
Depart Secretary IA	1	1	1	1280-1511	18,135	18,135
Student Assistant	7.8	5.9	5.9	(69,187)	58,736	58,736
Overtime	-	-	-	(687)	-	-
Totals, Academic Support	142.8	156.2	156.2	\$2,838,491	\$3,592,064	\$3,655,670

6610 CALIFORNIA STATE POLYTECHNIC UNIVERSITY, POMONA—Continued

ORGANIZATIONAL UNIT Classification	NUMBER OF POSITIONS			EXPENDITURES		
	Filled 1983-84	Authorized 1984-85	Proposed 1985-86	Actual 1983-84	Estimated 1984-85	Proposed 1985-86
Student Service:						
Social And Cultural Development:						
Administrator III- 12 Mo.	1	1	1	2500-5450	44,652	44,652
Student Affairs Officer - 12 Mo.	-	0.2	0.2	2104-2534	5,051	5,290
Superv Stndt Affairs Off III-12 Mo.	1	1	1	2104-2534	30,398	30,398
Student Affairs Assistant II- 12 Mo.	2.9	3	3	1928-2320	83,503	83,503
Clerical Assistant IVA Temporary Help Depart Secretary IA Clerical Assistant IIA Student Assistant	1 0.3 1 0.6 1	1 - 1 0.5 -	1 - 1 0.5 -	1524-1814 (4,670) 1280-1511 1189-1401 (8,479)	21,764 - 18,135 7,987 -	21,764 - 18,135 8,323 -
Supplementary Educational Serv.-Eop:						
Student Affairs Officer - 12 Mo.	-	3	3	2104-2534	75,772	79,343
Superv Stndt Affairs Off III-12 Mo.	1	1	1	2104-2534	30,398	30,398
Administrator II- 12 Mo.	1	1	1	2083-4088	37,092	37,092
Student Affairs Assistant II- 12 Mo.	3	3	3	1928-2320	79,474	81,044
Clerical Assistant IVA Clerical Assistant IIIA Temporary Help Depart Secretary IA Student Assistant	1 1 0.7 1 5.4	1 1 4.4 1 1.6	1 1 4.4 1 1.6	1524-1814 1378-1632 (9,799) 1280-1511 (47,678)	21,764 19,584 72,785 18,135 15,928	21,764 19,584 72,785 18,135 15,928
Counseling And Career Guidance:						
Counseling:						
Counselor - 12 Mo - Professor	2	2.2	2.2	3357-4056	102,882	103,147
Counselortest Offcr-12mo-Professor	1	1	1	3357-4056	48,671	48,671
Student Affairs Officer V - 12 Mo.	1	0.5	0.5	3357-4056	24,335	24,335
Counselor - AY - Professor	5	5.1	5.1	2915-3519	207,278	211,055
Administrator III- 12 Mo. Student Affairs Officer IV - AY Student Affairs Officer - 12 Mo. Student Affairs Assistant II- 12 Mo. Student Affairs Officer III - AY Clerical Assistant IIIB Temporary Help Depart Secretary IA Clerical Assistant IIA Student Assistant	1 1 - 1 - 1.8 0.2 2.9 0.5 0.9	1 1 0.5 1.6 0.9 2 3.3 3 1.5 0.4	1 1 0.5 1.6 0.9 2 3.3 3 1.5 0.4	2500-5450 2309-2782 2104-2534 1928-2320 1833-2204 1401-1660 (3,502) 1280-1511 1189-1401 (8,417)	40,608 33,380 12,629 38,605 19,801 36,420 54,588 50,814 22,698 3,982	40,608 33,380 13,224 40,423 20,730 37,141 54,588 52,198 23,651 3,982
Testing:						
Student Affairs Officer V - 12 Mo.	1	1.5	1.5	3357-4056	73,006	73,006
Student Affairs Officer - 12 Mo.	1	1	1	2104-2534	27,076	28,364
Clerical Assistant IIIA Clerical Assistant IIB Student Assistant	- - 0.1	0.5 0.7 0.1	0.5 0.7 0.1	1378-1632 1253-1480 (480)	9,955 10,195 996	9,955 10,620 996
Placement:						
Administrator III- 12 Mo.	1	1	1	2500-5450	44,652	44,652
Student Affairs Officer - 12 Mo.	1	1	1	2104-2534	30,398	30,398
Superv Stndt Affairs Off III-12 Mo.	1	1	1	2104-2534	30,398	30,398
Student Affairs Assistant II- 12 Mo.	4.5	3.9	3.9	1928-2320	106,501	107,591
Placement Interviewer, Range A Clerical Assistant IIIB Clerical Assistant IIIA Temporary Help Depart Secretary IA Student Assistant	- - 2.9 - 0.7 0.8	0.9 0.5 2 0.3 1 0.5	0.9 0.5 2 0.3 1 0.5	1514-1800 1401-1660 1378-1632 16536- YR. 1280-1511 (7,160)	16,351 9,955 36,478 4,962 18,135 4,978	17,057 9,955 37,203 4,962 18,135 4,978
Financial Aid:						
Staff Systems Analyst	1	1.4	1.4	2830-3416	51,494	53,970
Administrator III- 12 Mo.	1	1	1	2500-5450	44,652	44,652
Student Affairs Officer - 12 Mo.	-	0.8	0.8	2104-2534	20,206	21,158
Superv Stndt Affairs Off III-12 Mo.	1	1	1	2104-2534	30,398	30,398
Supervising Asst Admin Analyst	1	1	1	2015-2425	29,102	29,102
Student Affairs Assistant II- 12 Mo.	5.7	6.3	6.3	1928-2320	165,257	169,006
Clerical Assistant IVA Clerical Assistant IIIA Temporary Help Clerical Assistant IIB Clerical Assistant IIA Student Assistant	1.7 4.8 1 - 3.2 0.8	2 5 - 1 3 1	2 5 - 1 3 1	1524-1814 1378-1632 (15,063) 1253-1480 1189-1401 (7,475)	40,056 97,714 - 15,834 45,011 9,955	40,852 97,920 - 16,506 46,902 9,955
Student Support:						
Health Services:						
Physician II-12 Mo - Range A	0.5	1	1	4680-5664	57,526	60,338
Physician I-12 Mo - Range A	0.1	1	1	4462-5374	53,550	56,152
Physician I-10 Mo - Range A	1.4	4	4	4462-5374	191,960	198,707
Administrator IV- 12 Mo.	1	1	1	3333-6813	65,412	65,412
Pharmacist - 10 Month Range A	-	0.1	0.1	2578-3109	2,577	2,700
Pharmacist - 12 Month	1	1	1	2578-3109	37,314	37,314
Administrator III- 12 Mo.	1	1	1	2500-5450	59,448	59,448
Clinical Lab. Technologist IIA	1	1	1	2180-2626	31,278	31,517
Clinical Laboratory Technologist IA	1.3	1.5	1.5	2082-2392	42,848	43,065
Nurse Practitioner 10 Month Range A	1	1	1	2025-2437	23,810	24,365
Nurse Practitioner - 12 Month	1	1	1	2025-2437	29,238	29,238
Superv Registered Nurse III-12 Mo.	1	1	1	2025-2437	28,905	29,238
Registered Nurse II-10 Month Rng A	1	1	1	1847-2221	22,202	22,202
Registered Nurse II - 12 Month	1	1	1	1847-2221	26,342	26,642
Physical Therapist I	1	1	1	1822-2190	26,282	26,282
Radiologic Technologist IIA	1	1	1	1805-2170	22,501	23,567
Registered Nurse I - 10 Month Rng A	2	2	2	1726-2072	40,692	41,439

6610 CALIFORNIA STATE POLYTECHNIC UNIVERSITY, POMONA—Continued

ORGANIZATIONAL UNIT Classification	NUMBER OF POSITIONS			EXPENDITURES		
	Filled 1983-84	Authorized 1984-85	Proposed 1985-86	Actual 1983-84	Estimated 1984-85	Proposed 1985-86
				SALARY RANGE		
Registered Nurse 1 - 12 Month	0.8	1	1	1726-2072	20,713	21,661
Student Affairs Assistant I - 12 Mo	-	1	1	1684-2019	20,209	21,111
Medical Secretary, Range A	1	1	1	1563-1864	22,364	22,364
Licensed Vocational Nurse, Range A	0.7	1	1	1384-1570	18,725	18,855
Clerical Assistant IIIA	0.8	1	1	1378-1632	17,743	18,505
Temporary Help	5.7	2	2	(83,875)	33,084	33,084
Medical Transcriber, Range A	1.8	2	2	1339-1584	34,908	36,206
Deport Secretary IA	1	1	1	1280-1511	16,732	17,453
Administrator I- 12 Mo.	1	1.5	1.5	1250-2725	36,753	36,753
Clerical Assistant IIA	1.4	1.8	1.8	1189-1401	28,614	29,109
Clinical Aid, Range A	-	0.5	0.5	1133-1333	6,933	7,214
Student Assistant	1.2	0.9	0.9	(10,604)	8,960	8,960
Housing Services:						
Administrator III- 12 Mo.	1	1	1	2500-5450	40,608	40,608
Clerical Assistant IIA	1	1	1	1189-1401	16,816	16,816
Disabled Students:						
Administrator II- 12 Mo.	1	1	1	2083-4088	27,888	27,888
Student Affairs Assistant II- 12 Mo	0.6	-	-	1928-2320	-	-
Clerical Assistant IIIA	1	1	1	1378-1632	16,996	17,724
Temporary Help	3.2	3.4	3.4	(47,080)	56,243	56,243
Student Assistant	2.3	0.1	0.1	(20,584)	996	996
Totals, Student Service	118.2	130.9	130.9	\$2,674,806	\$3,439,998	\$3,493,138
Institutional Support:						
Executive Management:						
President	1	1	1	4884-7341	87,240	87,240
Administrator IV- 12 Mo.	4.5	5	5	3333-6813	276,480	276,480
Administrator III- 12 Mo.	5.2	4.8	4.8	2500-5450	218,609	218,609
Administrative Assistant II	1	1.2	1.2	2425-2924	40,915	41,194
Administrator II- 12 Mo.	0.4	1	1	2083-4088	27,500	27,500
Administrative Assistant I	0.9	1	1	2105-2425	28,992	29,102
Executive Secretary, Range A	1	1	1	1772-2130	25,468	25,564
Administrative Secretary, Range A	2.4	3	3	1624-1943	65,952	66,990
Clerical Assistant IVA	3	2.7	2.7	1524-1814	57,206	58,120
Senior Secretary A	2.5	2	2	1524-1814	39,412	40,852
Clerical Assistant IIIB	1.2	1.5	1.5	1401-1660	29,660	29,866
Secretary B	1	1	1	1401-1660	19,910	19,910
Secretary A	0.7	1	1	1378-1632	19,584	19,584
Temporary Help	4.3	0.7	0.7	(63,779)	11,580	11,580
Student Assistant	0.6	0.3	0.3	(5,367)	2,987	2,987
Financial Operations:						
Administrator III- 12 Mo.	1	1.1	1.1	2500-5450	41,361	41,361
Administrator II- 12 Mo.	3.2	4	4	2083-4088	125,600	125,600
Payroll Personnel Trans Clerk IIIA	-	1	1	1733-2082	20,822	21,761
Staff Services Tech IA - Budget	1.1	2	2	1703-2044	45,275	46,214
Staff Services Tech IA - Admin Sces	0.3	1	1	1703-2044	23,778	24,511
Personnel Assistant	-	0.2	0.2	1681-2015	4,481	4,691
Accounting Technician IIIA	1.1	3.1	3.1	1660-1988	65,665	67,529
Supervising Account Clerk IA	0.9	1	1	1557-1855	20,067	20,964
Payroll Personnel Transact Clk IIA	4.8	6.2	6.2	1524-1814	119,239	123,883
Clerical Assistant IVA	2	2.3	2.3	1524-1814	49,414	50,058
Senior Account Clerk, Range A	2.6	3.9	3.9	1419-1681	75,130	76,637
Accounting Technician IIA	1.1	1.1	1.1	1419-1681	22,046	22,130
Clerical Assistant IIIA	6.5	6.5	6.5	1378-1632	124,543	126,050
Temporary Help	5.8	-	-	(86,085)	-	-
Senior Data Entry Operator, Range A	0.3	1	1	1344-1590	17,787	18,557
Payroll Personnel Transact Clk IA	0.6	0.6	0.6	1311-1550	10,384	10,827
Deport Secretary IA, Dictating	1	1	1	1301-1537	17,935	18,448
Bookkeeping Machine Operator IIA	1	1	1	1253-1480	17,756	17,756
Administrator I- 12 Mo.	4.7	7	7	1250-2725	149,514	149,514
Data Entry Operator, Range A	0.7	-	-	1203-1419	-	-
Clerical Assistant IIA	1	2	2	1189-1401	32,301	32,953
Student Assistant	2.1	-	-	(18,827)	-	-
Overtime	-	-	-	(11,594)	-	-
General Administrative Services:						
Student Admissions And Records:						
Student Affairs Assistant IV	1.2	2	2	2510-3027	66,446	67,885
Administrator III- 12 Mo.	0.2	1	1	2500-5450	36,948	36,948
Programmer II	2.5	2.5	2.5	2273-2739	75,346	78,813
Administrative Assistant I	-	1	1	2105-2425	24,180	25,329
Student Affairs Assistant II- 12 Mo	1.1	2	2	1928-2320	54,886	55,668
Staff Services Tech IA - Admin Sces	0.6	1	1	1703-2044	20,459	21,372
Student Affairs Assistant I - 12 Mo	0.3	1	1	1684-2019	21,442	22,450
Evaluation Technician I	6.9	8.2	8.2	1593-1902	182,295	183,709
Clerical Assistant IVA	2	2.4	2.4	1524-1814	50,846	51,164
Health Record Technician	1	1	1	1524-1814	21,603	21,764
Clerical Assistant IIIB	-	1	1	1401-1660	19,910	19,910
Clerical Assistant IIIA	16.8	15.5	15.5	1378-1632	300,168	302,867
Temporary Help	6	2.8	2.8	(89,325)	46,317	46,317
Supervising Telephone Oper., range A	1	1	1	1344-1590	19,088	19,088
Deport Secretary IA	1	1	1	1280-1511	17,825	18,135
Clerical Assistant IIB	0.6	-	-	1253-1480	-	-
Administrator I- 12 Mo.	2.1	4	4	1250-2725	91,602	91,602
Clerical Assistant IIA	10.8	13.5	13.5	1189-1401	215,567	220,340

6610 CALIFORNIA STATE POLYTECHNIC UNIVERSITY, POMONA—Continued

1
2
3
4
5
6
7
8
9
10
11
12
13
14
15
16
17
18
19
20
21
22
23
24
25
26
27
28
29
30
31
32
33
34
35
36
37
38
39
40
41
42
43
44
45
46
47
48
49
50
51
52
53
54
55
56
57
58
59
60
61
62
63
64
65
66
67
68
69
70
71
72
73
74
75
76
77
78
79
80
81
82
83
84
85
86
87
88
89
90
91
92
93
94
95
96
97
98

ORGANIZATIONAL UNIT Classification	NUMBER OF POSITIONS			EXPENDITURES		
	Filled 1983-84	Authorized 1984-85	Proposed 1985-86	Actual 1983-84	Estimated 1984-85	Proposed 1985-86
				SALARY RANGE		
Student Assistant	5.8	6.2	6.2	(51,242)	61,722	61,722
Overtime	-	-	-	(16,003)	-	-
Student Affirmative Action:						
Student Affairs Officer - 12 Mo.	1	1	1	2104-2534	30,283	30,398
Temporary Help	3.6	1	1	(53,776)	16,542	16,542
Student Assistant	2.8	-	-	(24,565)	-	-
Employee Personnel And Records:						
Senior Administrative Analyst	1	1	1	2924-3530	42,367	42,367
Administrator II- 12 Mo.	4	4	4	2083-4088	126,792	126,792
Personnel Assistant	1	0.8	0.8	1681-2015	17,927	18,766
Clerical Assistant IVA	1.3	2	2	1524-1814	39,744	41,195
Clerical Assistant IIIA	0.7	-	-	1378-1632	-	-
Temporary Help	1	-	-	(15,388)	-	-
Administrator I- 12 Mo.	1	1	1	1250-2725	26,748	26,748
Clerical Assistant IIA	1	-	-	1189-1401	-	-
Student Assistant	0.4	-	-	(3,579)	-	-
Overtime	-	-	-	(1,149)	-	-
Logistical Services:						
Support Operations:						
Administrator III- 12 Mo.	1	1	1	2500-5450	40,176	40,176
Programmer II	1	1	1	2273-2739	31,254	32,750
Administrator II- 12 Mo.	1	1	1	2083-4088	36,360	36,360
Automotive Mechanic	1.8	2	2	1955-2144	51,454	51,454
Staff Services Tech IA - Admin Secs	1	1	1	1703-2044	24,511	24,511
Truck Driver, Range A	1.6	2	2	1667-1822	41,683	42,906
Property Clerk IIA	1	1	1	1624-1943	23,054	23,318
Supervising Account Clerk IA	0.3	-	-	1557-1855	-	-
Purchasing Agent, Range A	4.3	4	4	1550-1847	88,653	88,653
Clerical Assistant IVA	2.4	3	3	1524-1814	61,934	63,233
Senior Secretary A	-	0.5	0.5	1524-1814	10,882	10,882
Duplicating Machine Supervisor IA	1	1	1	1431-1696	20,354	20,354
Mail Services Supervisor IA	1	1	1	1431-1696	20,354	20,354
Storekeeper IA	0.8	1	1	1431-1696	20,354	20,354
Clerical Assistant IIIA	1	1	1	1378-1632	17,991	18,761
Reproduction Processes Asst, Range A	1.9	3	3	1378-1632	50,811	52,988
Temporary Help	1.4	-	-	(21,200)	-	-
Stock Clerk, Range A	0.9	1	1	1328-1570	18,840	18,840
Duplicating Machine Oper IIA-Offset	0.8	1	1	1280-1511	16,229	16,912
Mail Clerk, Range A	0.9	1	1	1280-1511	15,843	16,506
Administrator I- 12 Mo.	4.2	5	5	1250-2725	113,736	113,736
Student Assistant	1.9	-	-	(17,176)	-	-
Overtime	-	-	-	(5,377)	-	-
Public Safety:						
Administrator III- 12 Mo.	1	1.1	1.1	2500-5450	43,161	43,161
Supervising Public Safety Officer I	3	3	3	2194-2643	93,103	95,150
Public Safety Investigator	1	1	1	2095-2523	30,271	30,271
Administrator II- 12 Mo.	1	1	1	2083-4088	32,100	32,100
Public Safety Officer	7.9	8	8	2001-2408	216,821	224,375
Public Safety Dispatch, typing, rng A	3.6	4.5	4.5	1401-1660	82,222	84,912
Temporary Help	0.2	-	-	(2,436)	-	-
Administrator I- 12 Mo.	0.4	0.5	0.5	1250-2725	10,230	10,230
Clerical Assistant IIA	-	0.6	0.6	1189-1401	8,739	9,102
Student Assistant	0.3	0.4	0.4	(2,709)	3,982	3,982
Overtime	-	-	-	(8,557)	-	-
Evening And Night Shift Differential	-	-	-	(5,015)	-	-
Physical Plant Operations:						
Maintenance Office Administration:						
Administrator III- 12 Mo.	1	2	2	2500-5450	67,920	67,920
Administrator II- 12 Mo.	0.8	1	1	2083-4088	29,220	29,220
Drafting Technician IIA	1	1	1	1970-2370	27,156	28,449
Building Service Engineer	0.7	1	1	1964-2256	23,575	24,684
Temporary Help-Plant Operations	0.7	-	-	(13,419)	-	-
Accounting Technician IIA	1.8	1	1	1419-1681	17,300	18,041
Clerical Assistant IIIB	0.2	-	-	1401-1660	-	-
Secretary B	1	1	1	1401-1660	19,910	19,910
Clerical Assistant IIIA	0.8	1	1	1378-1632	19,515	19,584
Temporary Help	-	-	-	16536- YR.	-	-
Stock Clerk, Range A	0.9	1	1	1328-1570	16,381	17,077
Clerical Assistant IIB	0.6	1	1	1253-1480	15,667	16,333
Administrator I- 12 Mo.	0.8	1	1	1250-2725	22,224	22,224
Clerical Assistant IIA	2.2	1.1	1.1	1189-1401	17,338	18,067
Student Assistant	4.2	-	-	(37,263)	-	-
Overtime	-	-	-	(498)	-	-
Utility Plants:						
Administrator II- 12 Mo.	1	1	1	2083-4088	29,652	29,652
Supervising Bldg. Service Engineer	0.7	1	1	2066-2374	27,632	28,486
Building Service Engineer	4.8	5.4	5.4	1964-2256	142,546	145,240
Building Maintenance Worker	-	0.5	0.5	1715-1876	10,289	10,751
Student Assistant	0.5	-	-	(4,208)	-	-
Overtime	-	-	-	(1,477)	-	-
Building Maintenance:						
Administrator III- 12 Mo.	0.7	-	-	2500-5450	-	-
Programmer II	-	0.7	0.7	2273-2739	19,092	20,006
Supervising Electrician	0.8	1	1	2256-2476	28,033	29,373

6610 CALIFORNIA STATE POLYTECHNIC UNIVERSITY, POMONA—Continued

ORGANIZATIONAL UNIT	NUMBER OF POSITIONS			EXPENDITURES		
	Classification	Filled 1983-84	Authorized 1984-85	Proposed 1985-86	Actual 1983-84	Estimated 1984-85
SALARY RANGE						
Supervising Plumber	1	1	1	2256-2476	29,713	29,713
Supervising Carpenter	0.3	1	1	2154-2363	25,846	27,073
Supervising Painter	0.9	1	1	2154-2363	28,140	28,354
Locksmith II	1	1	1	2154-2363	28,354	28,354
Administrator II- 12 Mo.	1.5	1	1	2083-4088	27,012	27,012
Electrician I	2	2	2	2057-2256	54,146	54,146
Plumber I	2.2	3	3	2057-2256	78,927	80,094
Carpenter I	2	2	2	1964-2154	51,691	51,691
Painter I	2.5	2	2	1964-2154	51,691	51,691
Locksmith I	0.8	1	1	1964-2154	24,499	25,652
Procurement Assistant, Range A	0.3	1	1	1838-2210	26,530	26,530
Building Maintenance Worker	3.9	4.7	4.7	1715-1876	104,430	105,076
Temporary Help-Plant Operations	0.2	-	-	(3,078)	-	-
Automotive Equipment Operator IA	0.9	1	1	1667-1822	20,446	21,373
Accounting Technician IIA	-	0.9	0.9	1419-1681	17,292	18,048
Administrator I- 12 Mo.	1.7	1	1	1250-2725	22,224	22,224
Clerical Assistant IIA	2.6	2.9	2.9	1189-1401	46,886	47,439
Student Assistant	1	1	1	(8,642)	9,955	9,955
Overtime	-	-	-	(3,863)	-	-
Grounds Maintenance:						
Programmer II	-	0.3	0.3	2273-2739	8,182	8,573
Lead Automotive Equipment Mechanic	1	1	1	2095-2298	27,575	27,575
Administrator II- 12 Mo.	2	2	2	2083-4088	60,432	60,432
Automotive Mechanic	1	1	1	1955-2144	25,727	25,727
Tractor Operator-Laborer, Range A	1	1	1	1741-1907	22,887	22,887
Temporary Help-Plant Operations	2.1	-	-	(38,609)	-	-
Skilled Labor	2.6	4	4	1678-1834	84,187	86,064
Truck Driver, Range A	0.4	-	-	1667-1822	-	-
Automotive Equipment Operator IA	2.7	4	4	1667-1822	85,569	86,457
Lead Groundswoker, Range A	3.5	4	4	1610-1925	88,904	90,135
Tree Trimmer IIA	2	2	2	1610-1925	45,075	46,192
Irrigation Specialist	0.6	1	1	1543-1838	22,065	22,065
Gardener, Range A	2	2	2	1543-1838	43,137	44,129
Gardening Specialist, Range A	0.3	-	-	1543-1838	-	-
Tree Trimmer IA	1	1	1	1543-1838	22,065	22,065
Groundswoker, Range A	6.8	9.5	9.5	1419-1610	174,036	177,929
Mail Clerk, Range A	1	1	1	1280-1511	18,135	18,135
Administrator I- 12 Mo.	1	1	1	1250-2725	23,280	23,280
Duplicat Mach Oper IIA-Direct Impr.	0.8	1	1	1233-1455	15,112	15,746
Student Assistant	4.1	3	3	(36,417)	29,866	29,866
Overtime	-	-	-	(11,026)	-	-
Evening And Night Shift Differential	-	-	-	(586)	-	-
Custodial Services:						
Plumber II	0.3	-	-	2154-2363	-	-
Senior Planner-estimator-scheduler	0.4	1	1	2130-2565	25,564	26,778
Electrician I	0.2	1	1	2057-2256	24,684	25,846
Plumber I	0.7	1	1	2057-2256	27,073	27,073
Assistant Budget Analyst	1	1	1	2015-2425	27,052	28,333
Painter I	1	2	2	1964-2154	49,790	50,917
Building Maintenance Worker	1	1	1	1715-1876	22,506	22,506
Temporary Help-Plant Operations	4.4	-	-	(79,374)	-	-
Payroll Personnel Transact Clk IIA	-	0.8	0.8	1524-1814	14,661	15,294
Laborer, Range A	0.9	1	1	1419-1543	17,147	17,885
WINdow Cleaner, Range A	0.8	1	1	1390-1646	19,741	19,741
Clerical Assistant IIIA	0.3	1	1	1378-1632	17,012	17,743
Stock Clerk, Range A	1.3	2	2	1328-1570	35,334	36,035
Lead Custodian, Range A	2	3	3	1295-1531	52,616	53,282
Administrator I- 12 Mo.	5	5	5	1250-2725	99,540	99,540
Custodian, Range A	43.2	52.1	52.1	1203-1419	856,715	867,887
Clerical Assistant IIA	-	2	2	1189-1401	32,625	33,349
Student Assistant	6.7	14.1	14.1	(59,935)	140,368	140,368
Overtime	-	-	-	(4,298)	-	-
Evening And Night Shift Differential	-	-	-	(4,615)	-	-
Faculty And Staff Services:						
Overtime	-	-	-	-	60,083	60,083
Management Comp. Adjustment -New	-	-	-	-	-	114,646
Management Comp. Adjust -Continuing	-	-	-	-	424,907	426,129
Evening And Night Shift Differential	-	-	-	-	17,785	17,785
Non-Faculty Reclass - New	-	-	-	-	-	55,427
Non-Faculty Reclass - Continuing	-	-	-	-	55,756	128,238
Management Reclass- New	-	-	-	-	-	13,758
Management Reclass- Continuing	-	-	-	-	10,213	23,490
Community Relations:						
Administrator III- 12 Mo.	-	1	1	2500-5450	38,110	38,110
Administrator II- 12 Mo.	1	0.7	0.7	2083-4088	20,677	20,677
Public Affairs Assistant II	1	1	1	1838-2210	26,530	26,530
Senior Secretary A	1	0.5	0.5	1524-1814	10,882	10,882
Temporary Help	1.1	-	-	(16,980)	-	-
Student Assistant	0.3	-	-	(2,980)	-	-
Totals, Institutional Support	359.3	382.9	382.9	\$7,001,027	\$8,891,585	\$9,274,275

90
91
92
93
94
95
96
97
98

6610 CALIFORNIA STATE POLYTECHNIC UNIVERSITY, POMONA—Continued

ORGANIZATIONAL UNIT Classification	NUMBER OF POSITIONS			EXPENDITURES		
	Filled 1983-84	Authorized 1984-85	Proposed 1985-86	Actual 1983-84	Estimated 1984-85	Proposed 1985-86
Independent Operations:						
Institutional Operations:				SALARY RANGE		
Administrator IV- 12 Mo.	0.6	1	1	3333-6813	50,738	50,738
Chief Party-Overseas, Associate Prof	-	1	1	3181-3384	33,162	34,755
Part Time Faculty-AY	10.2	-	-	(219,459)	-	-
Assistant Professor-12 Month	-	2.5	2.5	2120-2552	69,287	73,061
Carpenter 1	-	2	2	1964-2154	47,150	49,368
Building Maintenance Worker	-	2.5	2.5	1715-1876	51,447	53,757
Groundswoker, Range A	0.9	2	2	1419-1610	36,348	37,079
Senior Cashier Clerk, Range A	1	1	1	1419-1681	19,842	20,124
Clerical Assistant IIIA	0.5	0.5	0.5	1378-1632	9,285	9,690
Secretary A	0.1	0.3	0.3	1378-1632	4,962	5,175
Temporary Help	9.1	2.6	2.6	(134,132)	43,009	43,009
Custodian, Range A	-	2	2	1203-1419	29,480	30,708
Clerical Assistant IIA	-	1.2	1.2	1189-1401	17,477	18,206
Student Assistant	3.8	1.8	1.8	(33,870)	17,919	17,919
Overtime	-	-	-	(18,439)	-	-
Management Comp. Adjust -Continuing ...	-	-	-	-	4,673	4,673
Lecturer-Overseas Assign-12 Mo- C	-	1	1	-	31,713	33,462
Sr Voc Instr-Overseas Assign - 12 Mo	-	5.5	5.5	-	174,423	184,040
Totals, Independent Operations ..	26.2	26.9	26.9	\$473,148	\$640,915	\$665,764
Totals, General Fund	1733.1	1773.5	1773.5	\$42,604,797	\$50,266,578	\$51,781,478
Dormitory Revenue Fund- Housing:						
Student Service:						
Student Support:						
Superv Stndt Affairs Off III-12 Mo.	1	1	1	2104-2534	30,398	30,398
Head Resident IIA	-	1	1	1480-1756	17,756	18,526
Temporary Help	0.8	0.8	0.8	(11,332)	13,233	13,233
Head Resident IA	4	5	5	1367-1617	86,030	89,736
Depart Secretary IA	1	1	1	1280-1511	18,135	18,135
Student Assistant	3.2	6.7	6.7	(28,495)	66,700	66,700
Overtime	-	-	-	(1,042)	-	-
Totals, Student Service	10	15.5	15.5	\$146,027	\$232,252	\$236,728
Institutional Support:						
Logistical Services:						
Clerical Assistant IVA	1	1	1	1524-1814	18,889	19,705
Secretary A	0.8	1	1	1378-1632	16,894	17,619
Temporary Help	0.3	1	1	(4,972)	16,542	16,542
Administrator I- 12 Mo.	0.8	1	1	1250-2725	25,668	25,668
Physical Plant Operations:						
Maintenance Mechanic	1	1	1	2057-2256	27,073	27,073
Building Maintenance Worker	1	1	1	1715-1876	22,506	22,506
Temporary Help-Plant Operations	0.1	0.5	0.5	(2,598)	10,289	10,289
Groundswoker, Range A	3.7	4	4	1419-1610	73,491	74,995
Administrator I- 12 Mo.	1	1	1	1250-2725	18,624	18,624
Custodian, Range A	6	6	6	1203-1419	100,824	102,150
Student Assistant	8.1	7	7	(71,836)	69,686	69,686
Faculty And Staff Services:						
Management Comp. Adjust -Continuing ...	-	-	-	-	4,079	4,079
Totals, Institutional Support	23.8	24.5	24.5	\$336,719	\$404,565	\$408,936
Totals, Dormitory Revenue Fund- Housing	33.8	40	40	\$482,746	\$636,817	\$645,664
Dormitory Revenue Fund- Parking:						
Institutional Support:						
Financial Operations:						
Payroll Personnel Transact Clk IIA	1	1	1	1524-1814	20,168	21,056
Temporary Help	2.3	0.8	0.8	(34,237)	13,233	13,233
Payroll Personnel Transact Clk IA	-	1	1	1311-1550	16,039	16,716
Logistical Services:						
Clerical Assistant IVA	0.3	-	-	1524-1814	-	-
Parking Officer, Range A	3.9	4	4	1425-1688	81,052	81,052
Public Safety Dispatch, typing, rng A	1.2	1.5	1.5	1401-1660	27,250	27,994
Clerical Assistant IIIA	0.9	1	1	1378-1632	16,601	17,309
Temporary Help	-	0.7	0.7	16536- YR.	11,580	11,580
Administrator I- 12 Mo.	0.4	0.5	0.5	1250-2725	10,230	10,230
Clerical Assistant IIA	1	1	1	1189-1401	15,432	16,083
Student Assistant	2.2	-	-	(19,446)	-	-
Physical Plant Operations:						
Temporary Help-Plant Operations	0.4	0.5	0.5	(7,693)	10,289	10,289
Groundswoker, Range A	3	4	4	1419-1610	72,438	74,729
Faculty And Staff Services:						
Management Comp. Adjust -Continuing ...	-	-	-	-	942	942
Totals, Institutional Support	16.6	16	16	\$259,170	\$295,254	\$301,213
Independent Operations:						
Campus Innovation:						
Automotive Equipment Operator IA	1.8	2	2	1667-1822	42,153	43,067
Clerical Assistant IIA	1.9	2	2	1189-1401	29,526	30,764
Student Assistant	0.1	-	-	(699)	-	-
Totals, Independent Operations ..	3.8	4	4	\$59,451	\$71,679	\$73,831
Totals, Dormitory Revenue Fund- Parking	20.4	20	20	\$318,621	\$366,933	\$375,044

6610 CALIFORNIA STATE POLYTECHNIC UNIVERSITY, POMONA—Continued

1
2
3
4
5
6
7
8
9
10
11
12
13
14
15
16
17
18
19
20
21
22
23
24
25
26
27
28
29
30
31
32
33
34
35
36
37
38
39
40
41
42
43
44
45
46
47
48
49
50
51
52
53
54
55
56
57
58
59
60
61
62
63
64
65
66
67
68
69
70
71
72
73
74
75
76
77
78
79
80
81
82
83
84
85
86
87
88
89
90
91
92
93
94
95
96
97
98

ORGANIZATIONAL UNIT Classification	NUMBER OF POSITIONS			EXPENDITURES		
	Filled 1983-84	Authorized 1984-85	Proposed 1985-86	Actual 1983-84	Estimated 1984-85	Proposed 1985-86
Continuing Education Revenue Fund:						
Instruction:				SALARY RANGE		
Extension Instruction:						
Clerical Assistant IIA	0.5	0.5	0.5	1189-1401	8,408	8,408
Student Assistant	1.3	1.6	1.6	(11,239)	15,928	15,928
Extension Faculty	7.3	6.5	6.5	(99,422)	93,145	101,994
Totals, Instruction	9.1	8.6	8.6	\$118,024	\$117,481	\$126,330
Institutional Support:						
Executive Management:						
Extended Education Specialist- IIA	0.9	-	-	2430-2930	-	-
Extended Education Specialist- IA	0.1	1	1	2019-2430	29,195	29,195
Clerical Assistant IIIB	0.5	1	1	1401-1660	18,363	18,722
Clerical Assistant IIB	1.5	1.5	1.5	1253-1480	23,021	23,631
Student Assistant	0.9	0.6	0.6	(8,175)	5,973	5,973
Community Relations:						
Editorial Aid, Range A	0.3	1	1	1461-1733	17,787	18,557
Clerical Assistant IIA	0.5	-	-	1189-1401	-	-
Student Assistant	0.4	1.1	1.1	(3,727)	10,951	10,951
Totals, Institutional Support	5.1	6.2	6.2	\$81,241	\$105,290	\$107,029
Totals, Continuing Education Revenue Fund	14.2	14.8	14.8	\$199,265	\$222,771	\$233,359
Totals, California State Polytechnic University, Pomona	1801.5	1848.3	1848.3	\$43,605,429	\$51,493,099	\$53,035,545

6610 CALIFORNIA POLYTECHNIC STATE UNIVERSITY, SAN LUIS OBISPO ¹

General Fund:						
Instruction:						
Regular Instruction:						
Instructional Support:						
				SALARY RANGE		
Depart. Chair-Assoc. Dean - 12 Mo.	-	0.3	0.3	\$1619-4085	\$8,315	\$8,767
Administrator IV- 12 Mo.	8.5	8	8	3333-6813	412,452	412,452
Depart. Chair-Assoc. Dean - AY	-	14	14	1426-3544	563,259	578,822
Coordinator-Teacher Education-AY	-	1.7	1.7	1426-3544	34,173	42,916
Radiation Safety Officer	0.5	1	1	2602-3139	35,108	36,798
Assoc. Systems Software Specialist	1	1	1	2578-3109	30,930	32,405
Administrator III- 12 Mo.	13.8	26.8	26.8	2500-5450	1,160,332	1,160,938
Administrator III- A.Y.	0.9	2	2	2500-5450	66,576	66,576
Instructional Support Tech. III	1	1	1	2160-2602	31,217	31,217
Supv Instructional Support Tech III	1	1	1	2160-2602	31,217	31,217
Equipment Tech.Mechanical III	3.1	4	4	2160-2602	119,580	120,807
Equip.Tech.Electro-Mechanical III	4.4	7	7	2160-2602	206,708	210,721
Equipment Tech.Electronic III	3.3	3	3	2160-2602	89,105	90,995
Supv Equip Tech III-Mechanical	1	1	1	2160-2602	31,217	31,217
Assist Systems Software Specialist	0.7	1	1	2140-2578	29,408	30,812
Student Affairs Officer - 12 Mo.	0.5	-	-	2104-2534	-	-
Administrator II- 12 Mo.	1.5	1	1	2083-4088	30,072	30,072
Photographer II	1	1	1	2053-2472	28,318	29,663
Administrative Assistant I	1.9	1.6	1.6	2105-2425	45,584	46,365
Animal Health Technician	0.2	-	-	1970-2370	-	-
Instructional Support Tech. IIA	7.6	7	7	1970-2370	194,819	197,312
Supv Instructional Support Tech IIA	1	1	1	1970-2370	28,449	28,449
Supervising Stage Technician IIA	1	1	1	1970-2370	26,952	26,952
Equipment Technician,mechanical IIA	1	1	1	1970-2370	27,695	28,449
Equip.Tech.Electro-Mechanical IIA	1.5	1	1	1970-2370	28,449	28,449
Equipment Technician,electronic IIA	2.3	3	3	1970-2370	83,952	85,239
Livestock Technician II	0.2	-	-	1907-2294	-	-
Programmer I	0.5	0.5	0.5	1907-2294	13,768	13,768
Instructional Support Tech. IA	8.5	10	10	1797-2160	252,403	255,242
Stage Technician IA	1.8	2	2	1797-2160	51,858	51,858
Piano Technician IA	1	1	1	1797-2160	25,929	25,929
Equipment Technician,mechanical IA	0.1	-	-	1797-2160	-	-
Equipment Tech.Electro-Mechanical IA	1	3	3	1797-2160	69,066	71,077
Equipment Technician,electronic IA	0.8	2	2	1797-2160	43,975	46,040
Livestock Technician I	0.2	1	1	1741-2091	23,519	24,532
Tractor Operator-Laborer, Range A	1	1	1	1741-1907	22,887	22,887
Credential Analyst	0.5	0.5	0.5	1737-2086	12,511	12,511
Administrative Aid, Range A	5.8	6	6	1733-2082	147,324	148,377
Staff Services Tech IA - Personnel	0.2	0.5	0.5	1703-2044	10,851	11,357
Junior Staff Analyst	0.9	1	1	1681-2015	24,180	24,180
Instructional Support Asst. IIIA	0.1	19.4	19.4	1646-1970	322,577	397,416
Slide Curator IA	1	1	1	1624-1943	23,142	23,318
Evaluation Technician I	1	1	1	1593-1902	22,570	22,825
Poultry Technician	0.4	-	-	1531-1822	-	-
Depart Secretary IIIA, Stenography	1	1	1	1524-1814	21,764	21,764

¹The Salary Range and amounts shown in 1984-85 and 1985-86 for the California State University do reflect the 1984-85 fiscal year salary increase adjustment.

6610 CALIFORNIA POLYTECHNIC STATE UNIVERSITY, SAN LUIS OBISPO—Continued

1
2
3
4
5
6
7
8
9
10
11
12
13
14
15
16
17
18
19
20
21
22
23
24
25
26
27
28
29
30
31
32
33
34
35
36
37
38
39
40
41
42
43
44
45
46
47
48
49
50
51
52
53
54
55
56
57
58
59
60
61
62
63
64
65
66
67
68
69
70
71
72
73
74
75
76
77
78
79
80
81
82
83
84
85
86
87
88
89
90
91
92
93
94
95
96
97
98

ORGANIZATIONAL UNIT Classification	NUMBER OF POSITIONS			EXPENDITURES		
	Filled 1983-84	Authorized 1984-85	Proposed 1985-86	Actual 1983-84	Estimated 1984-85	Proposed 1985-86
				SALARY RANGE		
Senior Secretary A	2.4	3	3	1524-1814	61,510	63,290
Graphics Spec IIA,graphics Art-techn	0.5	0.5	0.5	1524-1814	10,882	10,882
Athletic Equipment Attendant IIA	4.4	5	5	1449-1718	102,494	103,077
Instructional Support Asst. IIA	1.5	2.2	2.2	1449-1718	43,966	44,524
Depart Secretary IIA, Stenography	20	23.5	23.5	1401-1660	453,089	459,258
Clerical Assistant IIIB	2.9	1.8	1.8	1401-1660	35,839	35,839
Depart Secretary IIA	2.9	2	2	1378-1632	33,965	35,424
Clerical Assistant IIIA	6.7	10	10	1378-1632	182,387	189,328
Temporary Help	7.1	-	-	(104,172)	-	-
Power Keyboard Operator, Range A	1.9	2	2	1350-1597	37,410	38,200
Data Control Technician, Range A	0.5	0.5	0.5	1322-1563	8,359	8,717
Depart Secretary IA, Stenography	20	19.3	19.3	1301-1537	341,830	348,072
Depart Secretary IA, Dictating	3.7	4	4	1301-1537	70,285	72,509
Athletic Equipment Attendant IA	0.6	-	-	1290-1524	-	-
Instructional Support Asst. IA	0.3	5.5	5.5	1290-1524	86,878	90,537
Depart Secretary IA	1	2	2	1280-1511	34,530	35,226
Clerical Assistant IIB	21.4	20	20	1253-1480	343,650	348,279
Administrator I- 12 Mo.	2	2	2	1250-2725	47,472	47,472
Assistant Cashier-Clerk, Range A	-	0.5	0.5	1223-1443	7,483	7,795
Intermediate Account Clerk, Range A	1	1	1	1223-1443	17,280	17,280
Clerical Assistant IIA	19.7	30.7	30.7	1189-1401	474,815	489,449
Clerical Assistant IA	0.5	1.8	1.8	1106-1301	24,382	25,381
Student Assistant	61.6	38.7	38.7	(547,835)	385,266	385,266
Overtime	-	-	-	(2,032)	-	-
Evening And Night Shift Differential	-	-	-	(12)	-	-
Instructional Faculty:						
Professor - 12 Mo	17.2	9.3	9.3	3381-4085	441,305	448,518
Head Coach-12 Month	1	1	1	3381-4085	44,285	46,754
Lecturer - AY - D	9	14	14	2936-3544	579,364	587,177
Professor - AY	403.8	395	395	2936-3544	16,499,565	16,892,975
Head Coach-10 Month	1	-	-	2936-3544	-	-
Head Coach-AY	1.9	4	4	2936-3544	146,859	155,020
Principal Vocational Instructor-AY	1.6	2	2	2936-3544	72,800	76,815
Part Time Faculty-AY	83.4	-	-	(1,793,185)	-	-
Associate Professor-12 Month	3.3	3.5	3.5	2674-3225	133,007	135,237
Administrator III- 12 Mo.	6.1	5.6	5.6	2500-5450	247,434	247,434
Administrator III- A.Y.	1	-	-	2500-5450	-	-
Lecturer - AY - C	19.1	24	24	2325-2802	739,932	770,962
Associate Professor-AY	195.9	197	197	2325-2802	6,365,289	6,529,924
Coach-10 Month	1.6	4	4	2325-2802	124,834	128,489
Coach-AY	3.7	3	3	2325-2802	83,144	87,674
Senior Vocational Instructor - AY	1.4	1	1	2325-2802	31,628	33,365
Assistant Professor-12 Month	2.1	9.4	9.4	2120-2552	265,919	277,510
Sabbatical Leave Replacement	14.6	14.5	14.5	(312,787)	349,776	352,175
Sabbatical Leave Difference In Pay	11	-	-	(235,800)	-	-
Faculty Development Leaves	0.6	-	-	(13,385)	-	-
Vacation B-10	-	-	-	(13,506)	24,205	24,370
Substitute Faculty	0.4	-	-	(8,661)	-	-
Instr Faculty- Extra Qtr- Qsyro	70	71	71	(1,810,626)	2,060,824	2,074,952
Lecturer - AY - B	15.3	22	22	1847-2220	538,966	577,069
Assistant Professor-AY	63.9	118.4	118.4	1847-2220	2,586,423	2,835,061
Lecturer - AY - A	4.6	7	7	1689-2024	163,763	166,914
Lecturer - AY - L	6.8	-	-	1426-1551	-	-
Graduate Assistant	8	-	-	(35,972)	-	-
Visiting Teacher	0.3	-	-	(7,150)	-	-
Faculty Promotions - New	-	-	-	-	-	70,640
Faculty Promotions - Continuing	-	-	-	-	69,757	161,540
Market Condition Salary Supplements	-	-	-	-	5,272	-
Exceptional Merit Service Awards	-	-	-	(55,500)	-	-
Totals, Instruction	1215.9	1223	1223	\$33,374,308	\$38,809,115	\$40,097,071
Academic Support:						
Libraries:						
Supervising Librarian-12mo	2.3	3	3	2709-3268	116,550	117,651
Librarian,prog Sces-12 Month	0.4	1	1	2709-3268	38,950	39,217
Administrator III- 12 Mo.	2.2	1	1	2500-5450	52,032	52,032
Superv Assoc. Librarian-12 Month	5	5	5	2467-2974	176,977	178,463
Associate Librarian-12 Month	5.4	6	6	2467-2974	209,551	213,883
Superv Stdnt Affairs Off III-12 Mo.	0.7	1	1	2104-2534	25,237	26,448
Superv Senior Asst Librarian-12 Mo.	0.2	-	-	1914-2646	-	-
Senior Assistant Librarian-12 Month	7.7	8.9	8.9	1914-2646	254,982	263,148
Library Assistant IIIA	2.3	3	3	1696-2034	72,513	73,244
Assistant Librarian-12 Month	2.4	3.5	3.5	1652-2270	79,451	83,745
Library Assistant IIA	9.1	9	9	1557-1855	196,519	197,576
Senior Secretary A	1	1	1	1524-1814	21,764	21,764
Senior Account Clerk, Range A	0.9	1	1	1419-1681	20,124	20,124
Library Assistant IA	15.7	14.8	14.8	1378-1632	283,650	286,680
Temporary Help	1.5	-	-	(21,532)	-	-
Stock Clerk, Range A	-	0.5	0.5	1328-1570	8,134	8,480
Clerical Assistant IIIB	1	1	1	1253-1480	17,756	17,756
Book Repairer IA	1	1	1	1199-1413	15,879	16,556
Clerical Assistant IIA	9.9	10.5	10.5	1189-1401	169,535	171,882
Student Assistant	19.2	14.5	14.5	(170,606)	144,350	144,350
Evening And Night Shift Differential	-	-	-	(377)	-	-
Exceptional Merit Service Awards	-	-	-	(1,500)	-	-

6610 CALIFORNIA POLYTECHNIC STATE UNIVERSITY, SAN LUIS OBISPO—Continued

1
2
3
4
5
6
7
8
9
10
11
12
13
14
15
16
17
18
19
20
21
22
23
24
25
26
27
28
29
30
31
32
33
34
35
36
37
38
39
40
41
42
43
44
45
46
47
48
49
50
51
52
53
54
55
56
57
58
59
60
61
62
63
64
65
66
67
68
69
70
71
72
73
74
75
76
77
78
79
80
81
82
83
84
85
86
87
88
89
90
91
92
93
94
95
96
97
98

ORGANIZATIONAL UNIT Classification	NUMBER OF POSITIONS			EXPENDITURES		
	Filled 1983-84	Authorized 1984-85	Proposed 1985-86	Actual 1983-84	Estimated 1984-85	Proposed 1985-86
Audio-Visual Services:				SALARY RANGE		
Administrator III- 12 Mo.	1	2	2	2500-5450	82,762	82,762
Administrator III- A.Y.	-	1	1	2500-5450	31,760	31,760
Equipment Tech.Electronic III	1	1	1	2160-2602	31,217	31,217
Supv Equip Tech III-Electronic	1	1	1	2160-2602	31,217	31,217
Intermediate Vocational Instr.-12 Mo	-	1	1	2120-2552	27,715	29,225
Administrator II- 12 Mo.	1	1	1	2083-4088	31,632	31,632
Photographer II	1	1	1	2053-2472	29,663	29,663
Graphic Artist II	1	1	1	2053-2472	29,663	29,663
Equipment Technician,electronic IIA	1	1	1	1970-2370	28,234	28,449
Supv Instructional Support Tech IA	0.8	-	-	1797-2160	-	-
Equipment Tech.Electro-Mechanical IA	0.8	1.1	1.1	1797-2160	25,612	26,509
Photographer I	0.9	1	1	1789-2150	21,464	22,469
Graphic Artist I	1.4	2	2	1789-2150	48,621	49,695
Instructional Support Asst. IIIA	1	1	1	1646-1970	23,020	23,644
Library Assistant IIA	1	1	1	1557-1855	22,260	22,260
Instructional Support Asst. IIA	2.1	2.1	2.1	1449-1718	39,790	41,067
Secretary A	1	1	1	1378-1632	19,584	19,584
Library Assistant IA	1.1	1	1	1378-1632	19,584	19,584
Temporary Help	0.4	3.3	3.3	(6,508)	54,588	54,588
Depart Secretary IA, Dictating	1	1	1	1301-1537	18,448	18,448
Clerical Assistant IIA	0.6	1	1	1189-1401	14,858	15,484
Student Assistant	8.6	-	-	(76,096)	-	-
Overtime	-	-	-	(1,559)	-	-
Television Services:						
Supv Instructional Support Tech IA	0.2	1	1	1797-2160	23,406	24,252
Equipment Tech.Electro-Mechanical IA	0.2	-	-	1797-2160	-	-
Computing Support:						
Administrator IV- 12 Mo.	1	2	2	3333-6813	79,126	79,126
Programmer III	1.8	2	2	2739-3305	72,539	74,106
Instruct. Computing Consultant III	0.2	1	1	2739-3305	32,875	34,442
Associate Systems Analyst	2	2	2	2578-3109	74,628	74,628
Assoc. Systems Software Specialist	1.3	2	2	2578-3109	71,484	74,341
Administrator III- 12 Mo.	1.7	1	1	2500-5450	45,972	45,972
Programmer II	2.6	3	3	2273-2739	95,024	97,999
Instruct. Computing Consultant II	1.4	3	3	2273-2739	90,086	92,828
Equipment Tech.Electronic III	0.5	1	1	2160-2602	31,217	31,217
Assist Systems Software Specialist	1	1	1	2140-2578	29,071	30,460
Instruct. Computing Consultant I	1	-	-	1907-2294	-	-
Equipment Technician,electronic IA	1	1	1	1797-2160	25,929	25,929
Administrative Aid, Range A	0.3	1	1	1733-2082	21,120	22,104
Senior Computer Operator, Range A	1.2	2	2	1610-1925	41,446	43,332
Senior Data Control Tech., Range A	1.2	2	2	1486-1764	39,917	40,733
Computer Operator, Range A	2.5	3	3	1419-1681	57,490	58,228
Secretary B	0.2	-	-	1401-1660	-	-
Clerical Assistant IIIA	0.7	1	1	1378-1632	19,173	19,584
Secretary A	0.2	-	-	1378-1632	-	-
Temporary Help	4.9	0.1	0.1	(73,060)	1,654	1,654
Senior Data Entry Operator, Range A	0.3	1	1	1344-1590	16,137	16,816
Data Control Technician, Range A	1.8	2	2	1322-1563	34,964	35,656
Administrator I- 12 Mo.	1.2	2	2	1250-2725	45,174	45,174
Data Entry Operator, Range A	-	0.7	0.7	1203-1419	10,319	10,747
Student Assistant	6.3	0.3	0.3	(56,011)	2,987	2,987
Overtime	-	-	-	(1,571)	-	-
Evening And Night Shift Differential	-	-	-	(432)	-	-
Ancillary Support:						
College Farm:						
Professor - 12 Mo	1.9	1.3	1.3	3381-4085	63,185	63,732
Professor - AY	0.9	0.7	0.7	2936-3544	29,504	29,772
Veterinarian II	-	1	1	2795-3374	33,550	35,159
Associate Professor-12 Month	0.8	0.6	0.6	2674-3225	22,860	23,192
Administrator III- 12 Mo.	0.5	1.1	1.1	2500-5450	49,879	49,879
Associate Professor-AY	0.4	0.2	0.2	2325-2802	6,666	6,725
Equipment Tech.Mechanical III	1	1	1	2160-2602	31,217	31,217
Assistant Professor-12 Month	0.3	1.1	1.1	2120-2552	31,026	32,426
Administrator II- 12 Mo.	1	1	1	2083-4088	29,100	29,100
Electrician I	1	1	1	2057-2256	27,073	27,073
Plumber I	1	1	1	2057-2256	27,073	27,073
Heavy Equipment Mechanic	1	1	1	2047-2245	26,941	26,941
Animal Health Technician	0.5	0.5	0.5	1970-2370	11,822	12,377
Equipment Technician,mechanical IIA	1	1	1	1970-2370	28,449	28,449
Carpenter I	1	1	1	1964-2154	25,458	25,846
Painter I	2	2	2	1964-2154	51,691	51,691
Livestock Technician II	0.5	0.5	0.5	1907-2294	13,768	13,768
Tractor Operator-Laborer, Range A	4.3	5	5	1741-1907	111,165	113,147
Temporary Help-Plant Operations	-	2.2	2.2	20580- YR.	45,274	45,274
Temporary Help	0.9	5	5	(13,969)	82,710	82,710
Clerical Assistant IIA	0.5	0.5	0.5	1189-1401	8,295	8,408
Student Assistant	20.9	11.3	11.3	(186,139)	112,494	112,494
Overtime	-	-	-	(723)	-	-
Student Writing Skills:						
Part Time Faculty-AY	2.3	-	-	(48,854)	-	-
Temporary Help	0.5	-	-	(7,476)	-	-
Student Assistant	0.4	-	-	(3,755)	-	-

6610 CALIFORNIA POLYTECHNIC STATE UNIVERSITY, SAN LUIS OBISPO—Continued

1
2
3
4
5
6
7
8
9
10
11
12
13
14
15
16
17
18
19
20
21
22
23
24
25
26
27
28
29
30
31
32
33
34
35
36
37
38
39
40
41
42
43
44
45
46
47
48
49
50
51
52
53
54
55
56
57
58
59
60
61
62
63
64
65
66
67
68
69
70
71
72
73
74
75
76
77
78
79
80
81
82
83
84
85
86
87
88
89
90
91
92
93
94
95
96
97
98

ORGANIZATIONAL UNIT Classification	NUMBER OF POSITIONS			EXPENDITURES		
	Filled 1983-84	Authorized 1984-85	Proposed 1985-86	Actual 1983-84	Estimated 1984-85	Proposed 1985-86
Computer Aided Productivity Laboratory:				SALARY RANGE		
Instruct. Computing Consultant III	-	1	1	2739-3305	32,875	34,442
Administrator III- 12 Mo.	-	1	1	2500-5450	38,110	38,110
Senior Computer Operator, Range A	-	1	1	1610-1925	19,323	20,172
Clerical Assistant IIB	-	1	1	1253-1480	15,354	16,000
Student Assistant	-	4.3	4.3	3.35-6.33	42,807	42,807
Totals, Academic Support	196.9	194.6	194.6	\$3,705,091	\$4,515,073	\$4,582,218
Student Service:						
Social And Cultural Development:						
Administrator III- 12 Mo.	1	1	1	2500-5450	44,652	44,652
Student Affairs Officer - 12 Mo.	3.1	3	3	2104-2534	88,821	90,393
Superv Stndt Affairs Off III-12 Mo.	1	1	1	2104-2534	30,398	30,398
Administrator II- 12 Mo.	1	1	1	2083-4088	35,256	35,256
Student Affairs Assistant II- 12 Mo	-	1	1	1928-2320	23,139	24,224
Student Affairs Officer III - AY	1	1	1	1833-2204	26,448	26,448
Depart Secretary IIA, Stenography	0.4	1	1	1401-1660	19,910	19,910
Depart Secretary IIA	0.5	-	-	1378-1632	-	-
Temporary Help	0.1	-	-	(1,233)	-	-
Clerical Assistant IIB	1.5	1.8	1.8	1253-1480	31,162	31,863
Student Assistant	0.1	-	-	(645)	-	-
Supplementary Educational Serv.-Eop:						
Student Affairs Officer IV - 12 Mo	1	1	1	2655-3202	35,960	37,693
Administrator III- 12 Mo.	1	1	1	2500-5450	36,948	36,948
Student Affairs Officer - 12 Mo.	2.6	2	2	2104-2534	60,224	60,796
Superv Stndt Affairs Off III-12 Mo.	-	1	1	2104-2534	25,257	26,448
Student Affairs Assistant II- 12 Mo	1.4	2	2	1928-2320	51,007	53,419
Student Affairs Officer III - AY	0.2	1	1	1833-2204	22,001	23,034
Depart Secretary IIA, Stenography	-	1	1	1401-1660	16,816	17,534
Temporary Help	0.6	0.2	0.2	(8,170)	3,309	3,309
Clerical Assistant IIB	1	1	1	1253-1480	17,756	17,756
Clerical Assistant IIA	1.4	1	1	1189-1401	14,815	15,437
Student Assistant	2.9	2	2	(25,567)	19,910	19,910
Overtime	-	-	-	(71)	-	-
Counseling And Career Guidance:						
Counseling:						
Counselor - 12 Mo - Professor	1	-	-	3357-4056	-	-
Student Affairs Officer V - 12 Mo	1	2	2	3357-4056	85,787	89,950
Student Affairs Officer V - AY	2.4	2	2	2915-3519	84,444	84,444
Counselor - 12 Mo - Assoc Professor	1	1	1	2655-3202	38,429	38,429
Student Affairs Officer IV - 12 Mo	0.6	3	3	2655-3202	99,944	103,005
Administrator III- 12 Mo.	2.5	3	3	2500-5450	129,912	129,912
Student Affairs Officer IV - AY	0.5	-	-	2309-2782	-	-
Counselor - 12 Mo - Asst Professor	-	1	1	2104-2534	27,703	29,025
Student Affairs Officer - 12 Mo.	1.1	1	1	2104-2534	26,448	27,703
Administrator II- 12 Mo.	0.5	-	-	2083-4088	-	-
Student Affairs Officer III - AY	1	1	1	1833-2204	26,448	26,448
Temporary Help	0.6	0.5	0.5	(9,437)	8,271	8,271
Administrator I- 12 Mo.	1	1	1	1250-2725	20,832	20,832
Clerical Assistant IIA	0.6	1.5	1.5	1189-1401	24,598	25,059
Student Assistant	0.5	0.5	0.5	(4,855)	4,978	4,978
Testing:						
Student Affairs Officer IV - AY	-	1	1	2309-2782	31,245	32,743
Student Affairs Officer - 12 Mo.	1.5	1	1	2104-2534	28,804	30,169
Student Affairs Assistant I - 12 Mo	0.9	1	1	1684-2019	22,022	23,052
Student Affairs Trainee	0.1	-	-	1546-1684	-	-
Clerical Assistant IIIB	0.9	1	1	1401-1660	19,842	19,910
Clerical Assistant IIIA	1	1	1	1378-1632	19,584	19,584
Clerical Assistant IIB	0.1	-	-	1253-1480	-	-
Clerical Assistant IIA	1.1	0.6	0.6	1189-1401	10,067	10,090
Student Assistant	-	-	-	(348)	-	-
Placement:						
Administrator III- 12 Mo.	1	1	1	2500-5450	40,608	40,608
Superv Stndt Affairs Off III-12 Mo.	1	1	1	2104-2534	30,398	30,398
Student Affairs Assistant II- 12 Mo	3.7	5.5	5.5	1928-2320	142,304	147,045
Superv Stndt Affairs Asst II-12 Mo.	0.8	1	1	1928-2320	23,953	25,087
Staff Services Tech IA - Admin Sces	0.8	-	-	1703-2044	-	-
Clerical Assistant IIIA	0.9	2	2	1378-1632	33,671	35,114
Temporary Help	0.9	-	-	(13,035)	-	-
Data Control Technician, Range A	0.2	0.5	0.5	1322-1563	8,779	9,157
Clerical Assistant IIA	2.4	2.3	2.3	1189-1401	34,941	36,084
Student Assistant	0.6	-	-	(5,519)	-	-
Financial Aid:						
Counselor - AY - Professor	1	1	1	2915-3519	38,135	39,966
Superv Stndt Affairs Off IV-12 Mo	0.4	-	-	2655-3202	-	-
Administrator III- 12 Mo.	1	1	1	2500-5450	44,652	44,652
Student Affairs Officer - 12 Mo.	0.4	1	1	2104-2534	30,398	30,398
Superv Stndt Affairs Off III-12 Mo.	1.5	2	2	2104-2534	59,766	60,796
Student Affairs Assistant II- 12 Mo	3.3	7	7	1928-2320	173,157	179,667
Superv Stndt Affairs Asst II-12 Mo.	0.3	1	1	1928-2320	26,892	27,834
Student Affairs Assistant I - 12 Mo	4	2	2	1684-2019	47,182	48,448
Stud. Pers Tech, Financial Aid, Rg A	3	3	3	1593-1902	61,635	64,447
Clerical Assistant IIIB	1	1	1	1401-1660	19,910	19,910
Clerical Assistant IIIA	2.4	4	4	1378-1632	68,254	71,178
Temporary Help	0.2	-	-	(2,345)	-	-
Clerical Assistant IIB	2	2	2	1253-1480	35,208	35,512

6610 CALIFORNIA POLYTECHNIC STATE UNIVERSITY, SAN LUIS OBISPO—Continued

1
2
3
4
5
6
7
8
9
10
11
12
13
14
15
16
17
18
19
20
21
22
23
24
25
26
27
28
29
30
31
32
33
34
35
36
37
38
39
40
41
42
43
44
45
46
47
48
49
50
51
52
53
54
55
56
57
58
59
60
61
62
63
64
65
66
67
68
69
70
71
72
73
74
75
76
77
78
79
80
81
82
83
84
85
86
87
88
89
90
91
92
93
94
95
96
97
98

ORGANIZATIONAL UNIT Classification	NUMBER OF POSITIONS			EXPENDITURES		
	Filled 1983-84	Authorized 1984-85	Proposed 1985-86	Actual 1983-84	Estimated 1984-85	Proposed 1985-86
				SALARY RANGE		
Administrator I- 12 Mo.	0.4	1	1	1250-2725	19,620	19,620
Clerical Assistant IIA	4.2	1.8	1.8	1189-1401	28,769	29,861
Student Assistant	0.6	-	-	(5,521)	-	-
Student Support:						
Health Services:						
Physician II-12 Mo - Range B	1	1	1	4680-5664	67,977	67,977
Physician II-10 Mo - Range A	0.1	2.1	2.1	4680-5664	99,252	103,830
Physician II-10 Mo - Range B	1.5	1.5	1.5	4680-5664	84,971	84,971
Physician I-12 Mo - Range A	-	0.5	0.5	4462-5374	26,775	28,076
Physician I-12 Mo - Range B	1	1	1	4462-5374	64,497	64,497
Physician I-10 Mo - Range B	1.9	1.5	1.5	4462-5374	74,479	77,063
Administrator IV- 12 Mo.	0.4	1	1	3333-6813	68,628	68,628
Administrator IV- 10 Mo.	0.6	-	-	3333-6813	-	-
Pharmacist - 10 Month Range A	0.4	0.6	0.6	2578-3109	17,296	18,130
Pharmacist - 12 Month	1	1	1	2578-3109	37,314	37,314
Administrator III- 12 Mo.	0.9	1	1	2500-5450	65,412	65,412
Administrator III- 10 Mo.	0.1	-	-	2500-5450	-	-
Clinical Lab. Technologist IIA	1.3	2	2	2180-2626	62,077	63,034
Administrator II- 12 Mo.	2.4	3	3	2083-4088	89,324	90,656
Nurse Practitioner 10 Month Range A	4.1	5	5	2025-2437	117,706	118,661
Nurse Practitioner - 12 Month	1.8	2	2	2025-2437	54,394	55,580
Supervising Reg Nurse III-10 Mo Rna	-	1	1	2025-2437	20,247	21,202
Health Educator	0.8	1	1	1925-2315	23,909	25,041
Registered Nurse II-10 Month Rng A	1	1	1	1847-2221	-	-
Radiologic Technologist IIA	1	1	1	1805-2170	26,034	26,034
Registered Nurse I - 10 Month Rng A	-	0.5	0.5	1726-2072	8,630	9,026
Radiologic Technologist IA	-	0.5	0.5	1688-2025	10,138	10,590
Medical Secretary, Range A	0.6	1	1	1563-1864	22,364	22,364
Storekeeper IA	1	1	1	1431-1696	20,354	20,354
Clerical Assistant IIIA	0.7	1.5	1.5	1378-1632	24,872	25,932
Temporary Help	4.2	0.7	0.7	(61,799)	11,580	11,580
Medical Transcriber, Range A	2	2	2	1339-1584	37,914	37,914
Administrator I- 12 Mo.	0.8	1	1	1250-2725	22,776	22,776
Clerical Assistant IIA	2.8	3	3	1189-1401	48,647	49,280
Clinical Aid IIA	2.9	3	3	1175-1384	48,360	49,099
Clinical Aid, Range A	0.4	0.6	0.6	1133-1333	9,322	9,433
Student Assistant	1.1	1	1	(9,802)	9,955	9,955
Evening And Night Shift Differential	-	-	-	(3)	-	-
Housing Services:						
Administrator III- 12 Mo.	1	1	1	2500-5450	44,652	44,652
Superv Stndt Affairs Off III-12 Mo.	1	1	1	2104-2534	30,398	30,398
Clerical Assistant IIIA	1	1	1	1378-1632	19,584	19,584
Temporary Help	-	-	-	(267)	-	-
Data Control Technician, Range A	0.5	0.5	0.5	1322-1563	8,447	8,810
Clerical Assistant IIA	1	1	1	1189-1401	15,702	16,364
Overtime	-	-	-	(843)	-	-
Disabled Students:						
Student Affairs Officer - 12 Mo.	1	1	1	2104-2534	30,398	30,398
Student Affairs Assistant II- 12 Mo	1	1	1	1928-2320	27,625	27,834
Clerical Assistant IIIA	1	1	1	1378-1632	17,743	18,505
Temporary Help	1.7	1.9	1.9	(24,518)	31,430	31,430
Student Assistant	3.6	1.2	1.2	(31,748)	11,946	11,946
Totals, Student Service	130.3	140.8	140.8	\$3,031,909	\$3,794,508	\$3,869,144
Institutional Support:						
Executive Management:						
President	1	1	1	4884-7341	87,240	87,240
Administrator IV- 12 Mo.	3.4	4	4	3333-6813	232,316	232,316
Administrator III- 12 Mo.	3.4	4	4	2500-5450	179,446	179,446
Administrative Assistant II	0.7	1	1	2425-2924	30,033	31,465
Administrator II- 12 Mo.	1	2	2	2083-4088	62,756	62,756
Administrative Assistant I	1.5	2	2	2105-2425	53,282	54,430
Executive Secretary, Range A	1	1	1	1772-2130	25,564	25,564
Administrative Aid, Range A	1.8	2	2	1733-2082	49,952	49,952
Administrative Secretary, Range A	3	4	4	1624-1943	87,245	89,085
Graphics Spec IIA,graphics Art-techn	0.5	0.5	0.5	1524-1814	10,882	10,882
Clerical Assistant IIIB	1.4	2	2	1401-1660	37,145	37,886
Temporary Help	0.9	-	-	(13,706)	-	-
Clerical Assistant IIB	0.3	0.5	0.5	1253-1480	8,581	8,878
Student Assistant	0.1	0.1	0.1	(903)	996	996
Financial Operations:						
Associate Systems Analyst	0.5	1	1	2578-3109	34,639	36,309
Administrator III- 12 Mo.	1.5	1	1	2500-5450	42,804	42,804
Administrative Assistant II	-	1	1	2425-2924	29,102	30,499
Administrator II- 12 Mo.	2	2	2	2083-4088	61,760	61,760
Assistant Budget Analyst	0.4	1	1	2015-2425	29,102	29,102
Administrative Assistant I	0.4	-	-	2105-2425	-	-
Payroll Personnel Trans Clerk IIIA	1	1	1	1733-2082	24,967	24,967
Junior Staff Analyst	0.4	1	1	1681-2015	35,095	35,095
Property Clerk IIA	0.8	1	1	1624-1943	19,923	20,811
Supervising Account Clerk IA	2	2	2	1557-1855	44,521	44,521
Payroll Personnel Transact Clk IIA	4.7	5	5	1524-1814	108,374	108,804
Clerical Assistant IVA	1	1	1	1524-1814	21,764	21,764
Senior Data Control Tech., Range A	0.3	1	1	1486-1764	18,027	18,807

6610 CALIFORNIA POLYTECHNIC STATE UNIVERSITY, SAN LUIS OBISPO—Continued

1
2
3
4
5
6
7
8
9
10
11
12
13
14
15
16
17
18
19
20
21
22
23
24
25
26
27
28
29
30
31
32
33
34
35
36
37
38
39
40
41
42
43
44
45
46
47
48
49
50
51
52
53
54
55
56
57
58
59
60
61
62
63
64
65
66
67
68
69
70
71
72
73
74
75
76
77
78
79
80
81
82
83
84
85
86
87
88
89
90
91
92
93
94
95
96
97
98

ORGANIZATIONAL UNIT

NUMBER OF POSITIONS

EXPENDITURES

Classification

Filled
1983-84

Authorized
1984-85

Proposed
1985-86

Actual
1983-84

Estimated
1984-85

Proposed
1985-86

SALARY RANGE

Classification	Filled 1983-84	Authorized 1984-85	Proposed 1985-86	Actual 1983-84	Estimated 1984-85	Proposed 1985-86
Senior Account Clerk, Range A	5.8	6	6	1419-1681	117,765	119,481
Accounting Technician IIA	1	2.5	2.5	1419-1681	45,621	46,708
Temporary Help	6	2.5	2.5	(88,332)	41,355	41,355
Senior Data Entry Operator, Range A	0.7	1	1	1344-1590	18,822	19,088
Data Control Technician, Range A	0.2	1	1	1322-1563	18,633	18,761
Depart Secretary IA, Dictating	1	1	1	1301-1537	17,999	18,448
Administrator I- 12 Mo.	5.3	5	5	1250-2725	124,896	124,896
Inventory Clerk, Range A	0.3	1	1	1233-1455	15,112	15,746
Assistant Cashier-Clerk, Range A	1	1.5	1.5	1223-1443	22,499	23,438
Intermediate Account Clerk, Range A	6.8	8.8	8.8	1223-1443	144,617	147,300
Data Entry Operator, Range A	1.3	1	1	1203-1419	15,889	16,564
Clerical Assistant IIA	-	0.4	0.4	1189-1401	5,825	6,069
Student Assistant	4	-	-	(35,534)	-	-
Overtime	-	-	-	(3,248)	-	-
General Administrative Services:						
Student Admissions And Records:						
Superv Stndt Affairs Asst IV	-	2	2	2510-3027	72,646	72,646
Administrator III- 12 Mo.	1.2	1	1	2500-5450	39,302	40,018
Associate Administrative Analyst	0.1	1	1	2425-2924	34,158	35,095
Assistant Systems Analyst	0.9	-	-	2140-2578	-	-
Student Affairs Officer - 12 Mo.	2	2	2	2104-2534	60,796	60,796
Superv Stndt Affairs Off III-12 Mo.	0.3	-	-	2104-2534	-	-
Administrator II- 12 Mo.	2	-	-	2083-4088	-	-
Assistant Administrative Analyst	-	1	1	2015-2425	24,180	25,329
Credential Analyst	0.5	0.5	0.5	1737-2086	12,511	12,511
Staff Services Tech IA - Admin Sces	0.9	1	1	1703-2044	22,282	23,324
Evaluation Technician I	6.1	8.5	8.5	1593-1902	183,702	187,907
Clerical Assistant IVA	1.9	2	2	1524-1814	43,207	43,529
Supervising Micrographics Tech. IA	0.1	1	1	1524-1814	21,764	21,764
Clerical Assistant IIIB	1.7	1	1	1401-1660	17,534	18,291
Secretary B	1	1	1	1401-1660	19,910	19,910
Micrographics Technician, Range A	2.3	3	3	1401-1660	53,865	56,202
Clerical Assistant IIIA	11.7	16.5	16.5	1378-1632	300,757	309,363
Temporary Help	2.3	3.5	3.5	(34,479)	57,897	57,897
Power Keyboard Operator, Range A	1	1	1	1350-1597	19,166	19,166
Data Control Technician, Range A	1.8	2	2	1322-1563	36,629	37,395
Clerical Assistant IIB	0.4	0.5	0.5	1253-1490	7,889	8,224
Administrator I- 12 Mo.	2.9	3	3	1250-2725	67,728	67,728
Clerical Assistant IIA	9.8	11	11	1189-1401	168,526	173,584
Student Assistant	6.4	1.5	1.5	(57,055)	14,933	14,933
Overtime	-	-	-	(18,167)	-	-
Student Affirmative Action:						
Student Affairs Officer - 12 Mo.	-	1	1	2104-2534	25,257	26,448
Student Affairs Assistant I - 12 Mo	1	-	-	1684-2019	-	-
Temporary Help	4.4	1	1	(65,573)	16,542	16,542
Student Assistant	1.4	-	-	(12,769)	-	-
Employee Personnel And Records:						
Administrator III- 12 Mo.	1.5	-	-	2500-5450	-	-
Administrator II- 12 Mo.	2.5	4	4	2083-4088	130,908	130,908
Administrative Aid, Range A	0.1	1	1	1733-2082	20,798	21,764
Staff Services Tech IA - Personnel	0.2	0.5	0.5	1703-2044	10,851	11,357
Clerical Assistant IVA	0.6	1	1	1524-1814	21,764	21,764
Senior Secretary A	0.3	-	-	1524-1814	-	-
Senior Data Control Tech., Range A	-	1	1	1486-1764	17,834	18,605
Clerical Assistant IIIA	0.9	1	1	1378-1632	19,584	19,584
Temporary Help	3.1	-	-	(45,857)	-	-
Power Keyboard Operator, Range A	0.6	1	1	1350-1597	16,202	16,881
Administrator I- 12 Mo.	2.4	2	2	1250-2725	54,504	54,504
Clerical Assistant IIA	0.2	-	-	1189-1401	-	-
Overtime	-	-	-	(439)	-	-
Logistical Services:						
Support Operations:						
Administrator II- 12 Mo.	1	1	1	2083-4088	35,652	35,652
Automotive Mechanic	3.5	5	5	1955-2144	124,740	126,988
Tractor Operator-Laborer, Range A	1	1	1	1741-1907	22,887	22,887
Mechanics Helper	0.7	-	-	1635-1784	-	-
Purchasing Agent, Range A	2	2	2	1550-1847	44,326	44,326
Secretary B	1	1	1	1401-1660	17,597	18,358
Clerical Assistant IIIA	4	4	4	1378-1632	78,336	78,336
Reproduction Processes Asst, Range A	4.8	5	5	1378-1632	96,520	97,303
Warehouse Worker, Range A	3.7	4	4	1378-1632	75,000	76,557
Temporary Help	1.8	1.9	1.9	(26,174)	31,430	31,430
Mail Clerk, Range A	3	3	3	1280-1511	53,181	53,908
Administrator I- 12 Mo.	4.9	5	5	1250-2725	113,472	114,528
Clerical Assistant IIA	1.4	2	2	1189-1401	32,840	33,632
Telephone Operator, Range A	1.1	2	2	1189-1401	32,953	33,632
Student Assistant	2.9	-	-	(25,611)	-	-
Public Safety:						
Administrator III- 12 Mo.	1	1	1	2500-5450	39,863	39,863
Supervising Public Safety Officer I	2	2	2	2194-2643	61,988	63,433
Supv Campus Fire Apparatus Engineer	1.1	1	1	2101-2530	30,355	30,355
Public Safety Investigator	1.7	2	2	2095-2523	58,725	60,083
Administrator II- 12 Mo.	2	2	2	2083-4088	69,576	69,576
Public Safety Officer	6.8	7.5	7.5	2001-2408	211,329	213,934

6610 CALIFORNIA POLYTECHNIC STATE UNIVERSITY, SAN LUIS OBISPO—Continued

ORGANIZATIONAL UNIT Classification	NUMBER OF POSITIONS			EXPENDITURES		
	Filled 1983-84	Authorized 1984-85	Proposed 1985-86	Actual 1983-84	Estimated 1984-85	Proposed 1985-86
				SALARY RANGE		
Campus Fire Apparatus Engineer	3.6	4	4	1916-2305	110,610	110,610
Public Safety Dispatch, typing, rng A	2.8	3	3	1401-1660	56,015	57,575
Temporary Help	0.1	3.8	3.8	(1,524)	62,859	62,859
Student Assistant	5.6	-	-	(49,930)	-	-
Overtime	-	-	-	(34,311)	-	-
Evening And Night Shift Differential	-	-	-	(4,243)	-	-
Physical Plant Operations:						
Maintenance Office Administration:						
Administrator III- 12 Mo.	2	2	2	2500-5450	82,020	82,020
Temporary Help-Plant Operations	0.4	-	-	(7,589)	-	-
Drafting Technician IA	1	1	1	1646-1970	21,569	22,574
Clerical Assistant IVA	-	1	1	1524-1814	18,291	19,088
Clerical Assistant IIB	1.8	2	2	1253-1480	34,264	34,996
Administrator I- 12 Mo.	0.8	-	-	1250-2725	-	-
Clerical Assistant IIA	-	0.5	0.5	1189-1401	7,282	7,586
Student Assistant	1.7	-	-	(14,817)	-	-
Utility Plants:						
Refrigeration Mechanic	1.7	2	2	2256-2476	56,786	58,067
Administrator II- 12 Mo.	1.6	2	2	2083-4088	57,596	57,596
Plumber I	2	1	1	2057-2256	27,073	27,073
Maintenance Mechanic	1	1	1	2057-2256	27,073	27,073
Planner-estimator-scheduler	-	1	1	2015-2425	24,180	25,329
Building Service Engineer	4.2	5	5	1964-2256	133,835	133,835
Tractor Operator-Laborer, Range A	1	-	-	1741-1907	-	-
Operating Engineer	4.8	5	5	1722-1885	111,553	113,058
Skilled Labor	1	-	-	1678-1834	-	-
Groundswoker, Range A	0.1	-	-	1419-1610	-	-
Evening And Night Shift Differential	-	-	-	(1,127)	-	-
Building Maintenance:						
Supervising Electrician	1	1	1	2256-2476	29,713	29,713
Supervising Plumber	1	1	1	2256-2476	29,713	29,713
Supervising Carpenter	1	1	1	2154-2363	28,354	28,354
Supervising Painter	0.7	1	1	2154-2363	28,354	28,354
Locksmith II	1	1	1	2154-2363	28,354	28,354
Administrator II- 12 Mo.	1	1	1	2083-4088	28,644	28,644
Painter II	0.2	1	1	2057-2256	24,684	25,846
Electrician I	3	3	3	2057-2256	81,220	81,220
Plumber I	-	1	1	2057-2256	27,073	27,073
Sheet Metal Worker	1	1	1	2057-2256	27,073	27,073
Equipment Technician, electronic IIA	0.3	-	-	1970-2370	-	-
Carpenter I	3	3	3	1964-2154	77,537	77,537
Painter I	4.6	6	6	1964-2154	151,272	153,525
Locksmith I	0.6	1	1	1964-2154	23,575	24,684
Fusion Welder	0.8	1	1	1955-2144	25,273	25,493
Equipment Technician, electronic IA	0.7	1	1	1797-2160	25,929	25,929
Tractor Operator-Laborer, Range A	1	2	2	1741-1907	45,774	45,774
Operating Engineer	1	1	1	1722-1885	22,612	22,612
Building Maintenance Worker	4.6	6	6	1715-1876	131,006	134,200
Temporary Help-Plant Operations	1.8	2.5	2.5	(33,538)	51,447	51,447
Clerical Assistant IIA	-	0.5	0.5	1189-1401	8,408	8,408
Student Assistant	5.9	-	-	(52,363)	-	-
Overtime	-	-	-	(180)	-	-
Grounds Maintenance:						
Tractor Operator-Laborer, Range A	2	2	2	1741-1907	45,774	45,774
Temporary Help-Plant Operations	0.9	-	-	(16,380)	-	-
Lead Groundswoker, Range A	2.8	3	3	1610-1925	66,010	66,889
Tree Trimmer IIA	0.9	1	1	1610-1925	19,323	20,172
Irrigation Specialist	1	1	1	1543-1838	22,065	22,065
Pest Control-spray Spec., Range A	1	1	1	1543-1838	22,065	22,065
Tree Trimmer IA	0.2	1	1	1543-1838	18,526	19,323
Groundswoker, Range A	11	13.5	13.5	1419-1610	250,541	254,322
Administrator I- 12 Mo.	1	1	1	1250-2725	25,932	25,932
Student Assistant	2.4	3.4	3.4	(21,413)	33,848	33,848
Overtime	-	-	-	(323)	-	-
Custodial Services:						
Temporary Help-Plant Operations	1.9	-	-	(33,767)	-	-
Storekeeper IA	1	1	1	1431-1696	18,683	19,493
Lead Custodian, Range A	3.5	5	5	1295-1531	89,854	91,155
Administrator I- 12 Mo.	6.1	7	7	1250-2725	137,664	137,664
Custodian, Range A	68.8	80.4	80.4	1203-1419	1,298,418	1,326,743
Clerical Assistant IIA	0.5	-	-	1189-1401	-	-
Student Assistant	9.4	19.2	19.2	(83,700)	191,140	191,140
Evening And Night Shift Differential	-	-	-	(10,978)	-	-
Faculty And Staff Services:						
Overtime	-	-	-	-	65,706	65,706
Management Comp. Adjustment -New	-	-	-	-	-	130,580
Management Comp. Adjust -Continuing	-	-	-	-	472,745	474,264
Evening And Night Shift Differential	-	-	-	-	18,763	18,763
Non-Faculty Reclass - New	-	-	-	-	-	61,530
Non-Faculty Reclass - Continuing	-	-	-	-	62,248	143,169
Management Reclass- New	-	-	-	-	-	14,927
Management Reclass- Continuing	-	-	-	-	9,841	22,634

93
94
95
96
97
98

6610 CALIFORNIA POLYTECHNIC STATE UNIVERSITY, SAN LUIS OBISPO—Continued

ORGANIZATIONAL UNIT Classification	NUMBER OF POSITIONS			EXPENDITURES		
	Filled 1983-84	Authorized 1984-85	Proposed 1985-86	Actual 1983-84	Estimated 1984-85	Proposed 1985-86
				SALARY RANGE		
Community Relations:						
Administrator II- 12 Mo.	0.9	0.7	0.7	2083-4088	22,579	22,579
Clerical Assistant IIIB	0.9	0.9	0.9	1401-1660	17,919	17,919
Temporary Help	0.4	-	-	(5,753)	-	-
Clerical Assistant IIA	0.7	1	1	1189-1401	15,432	16,083
Student Assistant	0.1	-	-	(1,006)	-	-
Totals, Institutional Support	385.1	416.1	416.1	\$7,262,144	\$9,421,042	\$9,840,774
Independent Operations:						
Institutional Operations:						
Part Time Faculty-AY	17.4	11.5	11.5	(373,758)	277,409	279,311
Administrator III- 12 Mo.	1	1	1	2500-5450	50,952	50,952
Accountant I	1	1	1	2015-2425	29,102	29,102
Administrative Assistant I	0.3	0.4	0.4	2105-2425	10,988	11,509
Building Service Engineer	1.3	2	2	1964-2256	54,146	54,146
Temporary Help	20	18.9	18.9	(296,096)	312,643	312,643
Duplicate Mach Oper IIA-Direct Impr.	0.8	1	1	1233-1455	17,469	17,469
Intermediate Account Clerk, Range A	2	2	2	1223-1443	34,560	34,560
Student Assistant	20.6	22.5	22.5	(182,924)	223,992	223,992
Overtime	-	-	-	(56,924)	61,236	61,236
Management Comp. Adjust -Continuing	-	-	-	-	4,693	4,693
Evening And Night Shift Differential	-	-	-	(1,011)	1,590	1,590
Totals, Independent Operations ..	64.4	60.3	60.3	\$1,065,855	\$1,078,780	\$1,081,203
Totals, General Fund	1992.6	2034.8	2034.8	\$48,439,307	\$57,618,518	\$59,470,410
Dormitory Revenue Fund- Housing:						
Student Service:						
Student Support:						
Superv Stndt Affairs Off III-12 Mo.	0.8	-	-	2104-2534	-	-
Student Affairs Assistant II- 12 Mo	0.3	1	1	1928-2320	23,139	24,224
Student Affairs Assistant I - 12 Mo	-	1	1	1684-2019	20,209	21,111
Head Resident IIA	2.9	3	3	1480-1756	54,878	57,247
Temporary Help	1.6	-	-	(23,073)	-	-
Head Resident IA	3.7	5	5	1367-1617	85,397	89,071
Clerical Assistant IIA	1.2	1.5	1.5	1189-1401	22,714	23,668
Student Assistant	6.7	5.3	5.3	(59,950)	52,763	52,763
Resident Assistant	44.9	48.9	48.9	(129,723)	158,116	158,116
Totals, Student Service	62.1	65.7	65.7	\$345,310	\$417,216	\$426,200
Institutional Support:						
Financial Operations:						
Payroll Personnel Transact Clk IIA	1	1	1	1524-1814	20,531	21,448
Senior Account Clerk, Range A	1	1	1	1419-1681	20,124	20,124
Temporary Help	0.3	-	-	(4,182)	-	-
Power Keyboard Operator, Range A	0.1	1	1	1350-1597	16,202	16,881
Assistant Cashier-Clerk, Range A	1	1	1	1223-1443	17,280	17,280
Logistical Services:						
Junior Staff Analyst	1	1	1	1681-2015	20,172	21,072
Clerical Assistant IIIB	0.3	-	-	1401-1660	-	-
Clerical Assistant IIIA	-	1	1	1378-1632	19,362	19,910
Warehouse Worker, Range A	1	1	1	1378-1632	19,378	19,584
Clerical Assistant IIB	0.7	-	-	1253-1480	-	-
Administrator I- 12 Mo.	1	1	1	1250-2725	29,364	29,364
Student Assistant	1.6	1.5	1.5	(14,480)	14,933	14,933
Overtime	-	-	-	(1,351)	-	-
Evening And Night Shift Differential	-	-	-	(57)	-	-
Physical Plant Operations:						
Refrigeration Mechanic	1	1	1	2256-2476	29,713	29,713
Carpenter II	1	1	1	2057-2256	27,073	27,073
Electrician I	1	1	1	2057-2256	27,073	27,073
Plumber I	1	1	1	2057-2256	27,073	27,073
Carpenter I	1	1	1	1964-2154	25,846	25,846
Painter I	1	2	2	1964-2154	49,421	50,530
Locksmith I	1	1	1	1964-2154	25,846	25,846
Building Service Engineer	1	1	1	1964-2256	27,073	27,073
Building Maintenance Worker	4	4	4	1715-1876	89,522	90,024
Temporary Help-Plant Operations	4.2	1.8	1.8	(75,405)	37,041	37,041
Groundswoker, Range A	3.4	4.5	4.5	1419-1610	83,321	84,828
Clerical Assistant IIIA	1	1	1	1378-1632	19,584	19,584
Lead Custodian, Range A	1	0.6	0.6	1295-1531	9,525	9,925
Administrator I- 12 Mo.	3	3	3	1250-2725	64,920	64,920
Custodian, Range A	24.4	26	26	1203-1419	412,387	424,735
Clerical Assistant IIA	1	1	1	1189-1401	16,420	16,816
Student Assistant	9.9	12	12	(87,926)	119,462	119,462
Overtime	-	-	-	(2,545)	7,498	7,498
Faculty And Staff Services:						
Management Comp. Adjust -Continuing	-	-	-	-	8,683	8,683
Totals, Institutional Support	68.9	72.4	72.4	\$1,091,414	\$1,284,827	\$1,304,339
Totals, Dormitory Revenue Fund- Housing	131	138.1	138.1	\$1,436,724	\$1,702,043	\$1,730,539

6610 CALIFORNIA POLYTECHNIC STATE UNIVERSITY, SAN LUIS OBISPO—Continued

ORGANIZATIONAL UNIT Classification	NUMBER OF POSITIONS			EXPENDITURES		
	Filled 1983-84	Authorized 1984-85	Proposed 1985-86	Actual 1983-84	Estimated 1984-85	Proposed 1985-86
Dormitory Revenue Fund- Parking:						
Institutional Support:						
Financial Operations:						
Intermediate Account Clerk, Range A	1	1	1	1223-1443	17,280	17,280
Student Assistant	0.1	-	-	(738)	-	-
Logistical Services:						
Clerical Assistant IVA	0.4	1	1	1524-1814	19,431	20,280
Parking Officer, Range A	3	3	3	1425-1688	60,789	60,789
Public Safety Dispatcher, Range A	1	1	1	1401-1660	18,165	18,955
Clerical Assistant IIIA	0.6	-	-	1378-1632	-	-
Student Assistant	1.4	0.9	0.9	(12,854)	8,960	8,960
Overtime	-	-	-	(192)	-	-
Evening And Night Shift Differential	-	-	-	(15)	414	414
Physical Plant Operations:						
Groundsworker, Range A	2.4	2.5	2.5	1419-1610	46,841	47,749
Student Assistant	0.7	-	-	(6,263)	-	-
Totals, Institutional Support	10.6	9.4	9.4	\$155,718	\$171,880	\$174,427
Independent Operations:						
Campus Innovation:						
Assistant Cashier-Clerk, Range A	0.5	0.5	0.5	1223-1443	8,640	8,640
Student Assistant	1.8	0.3	0.3	(16,276)	2,987	2,987
Totals, Independent Operations ..	2.3	0.8	0.8	\$23,687	\$11,627	\$11,627
Totals, Dormitory Revenue Fund- Parking	12.9	10.2	10.2	\$179,405	\$183,507	\$186,054
Continuing Education Revenue Fund:						
Instruction:						
Special Session Instruction:						
Lecturer - AY - L	1	1	1	1426-1551	18,485	18,612
Clerical Assistant IIB	2	1	1	1253-1480	16,737	17,452
Clerical Assistant IIA	-	1	1	1189-1401	16,816	16,816
Summer Session Faculty	1.7	2.1	2.1	(28,839)	40,525	40,525
Extension Instruction:						
Student Assistant	0.2	1.3	1.3	(2,001)	12,942	12,942
Extension Faculty	3.2	3.5	3.5	(43,658)	50,156	54,919
Totals, Instruction	8.1	9.9	9.9	\$118,886	\$155,661	\$161,266
Academic Support:						
Computing Support:						
Student Assistant	-	0.1	0.1	3.35-6.33	996	996
Totals, Academic Support	-	0.1	0.1	-	\$996	\$996
Institutional Support:						
Executive Management:						
Lecturer - 12 Mo - C	-	1	1	2674-3225	27,715	29,225
Junior Staff Analyst	1	1	1	1681-2015	24,180	24,180
Clerical Assistant IIIA	1.1	1	1	1378-1632	16,542	17,247
Temporary Help	2.7	-	-	(40,386)	-	-
Data Entry Operator, Range A	0.2	1	1	1203-1419	14,890	15,511
Clerical Assistant IIA	1.3	5	5	1189-1401	73,795	76,878
Student Assistant	1.6	1	1	(14,664)	9,955	9,955
Overtime	-	-	-	(28)	-	-
Financial Operations:						
Student Assistant	-	0.2	0.2	3.35-6.33	1,991	1,991
Totals, Institutional Support	7.9	10.2	10.2	\$98,360	\$169,068	\$174,987
Totals, Continuing Education Revenue Fund	16	20.2	20.2	\$217,246	\$325,725	\$337,249
Totals, California Polytechnic State University, San Luis Obispo..	2152.5	2203.3	2203.2	\$50,272,682	\$59,829,793	\$61,724,252

6610 CALIFORNIA STATE UNIVERSITY, CHICO *

General Fund:						
Instruction:						
Regular Instruction:						
Instructional Support:						
Associate Dean, grad Studies-12 Mo	0.5	0.5	0.5	\$1619-4085	\$24,345	\$24,513
Depart. Chair-Assoc. Dean - 12 Mo.	1.3	1.3	1.3	1619-4085	60,863	61,281
Academic Planner-12month	0.5	0.5	0.5	1619-4085	24,345	24,513
Administrator IV- 12 Mo.	11.7	12	12	3333-6813	622,200	622,200
Depart. Chair-Assoc. Dean - AY	7	7	7	1426-3544	287,109	293,263
Coordinator-Teacher Education-AY	1	3.9	3.9	1426-3544	101,385	115,707
Senior Administrative Analyst	0.4	-	-	2924-3530	-	-
Associate Systems Analyst	1	1	1	2578-3109	33,959	35,591
Administrator III- 12 Mo.	11.4	15	15	2500-5450	637,938	637,938
Administrator III- A.Y.	0.2	0.5	0.5	2500-5450	19,884	19,884

*The Salary Range and amounts shown in 1984-85 and 1985-86 for the California State University do reflect the 1984-85 fiscal year salary increase adjustment.

6610 CALIFORNIA STATE UNIVERSITY, CHICO—Continued

1
2
3
4
5
6
7
8
9
10
11
12
13
14
15
16
17
18
19
20
21
22
23
24
25
26
27
28
29
30
31
32
33
34
35
36
37
38
39
40
41
42
43
44
45
46
47
48
49
50
51
52
53
54
55
56
57
58
59
60
61
62
63
64
65
66
67
68
69
70
71
72
73
74
75
76
77
78
79
80
81
82
83
84
85
86
87
88
89
90
91
92
93
94
95
96
97
98

ORGANIZATIONAL UNIT Classification	NUMBER OF POSITIONS			EXPENDITURES		
	Filled 1983-84	Authorized 1984-85	Proposed 1985-86	Actual 1983-84	Estimated 1984-85	Proposed 1985-86
				SALARY RANGE		
Research Technician III	1	1	1	2425-2924	35,095	35,095
Instructional Support Tech. III	1	1	1	2160-2602	31,217	31,217
Equip.Tech.Electro-Mechanical III	1	1	1	2160-2602	31,217	31,217
Equipment Tech.Electronic III	2.8	1	1	2160-2602	31,217	31,217
Supv Equip Tech III-Electronic	1	1	1	2160-2602	31,217	31,217
Administrator II- 12 Mo.	1.3	1.8	1.8	2083-4088	55,667	55,667
Extended Education Specialist- IA	0.5	1	1	2019-2430	24,224	25,375
Administrative Assistant I	0.8	-	-	2105-2425	-	-
Research Technician II	0.3	-	-	2105-2425	-	-
Instructional Support Tech. IIA	1	1	1	1970-2370	28,018	28,449
Stage Technician IIA	2	2	2	1970-2370	56,036	56,898
Piano Technician IIA	0.5	0.5	0.5	1970-2370	14,171	14,225
Equipment Technician,mechanical IIA	2	2	2	1970-2370	56,898	56,898
Equip.Tech.Electro-Mechanical IIA	2	2	2	1970-2370	56,898	56,898
Equipment Technician,electronic IIA	4.2	6	6	1970-2370	170,694	170,694
Equip.Tech.Specialized Equip. IIA	1	1	1	1970-2370	28,449	28,449
Media Production Specialist II	2	2.5	2.5	1970-2370	68,720	69,275
Slide Curator IIA	0.8	1	1	1855-2231	25,276	26,474
Instructional Support Tech. IA	6.9	8.8	8.8	1797-2160	213,870	218,136
Stage Technician IA	1	1	1	1797-2160	23,466	24,569
Equipment Technician,mechanical IA	1	2.3	2.3	1797-2160	52,890	54,146
Equipment Technician,electronic IA	2.5	2.5	2.5	1797-2160	62,532	63,958
Credential Analyst	1	1	1	1737-2086	25,022	25,022
Administrative Aid, Range A	7.5	10	10	1733-2082	238,324	244,178
Accompanist IIA	0.8	1.9	1.9	1718-2063	44,769	45,834
Staff Services Tech IA - Admin Secs	0.8	1	1	1703-2044	24,328	24,511
Junior Staff Analyst	0.3	1	1	1681-2015	20,772	21,734
Instructional Support Asst. IIIA	1.5	13.5	13.5	1646-1970	234,897	282,154
Costume Technician IA	0.1	1	1	1646-1970	22,490	23,555
Administrative Secretary, Range A	-	1	1	1624-1943	19,493	20,354
Evaluation Technician I	2	2	2	1593-1902	45,054	45,649
Depart Secretary IIIA, Stenography	6.9	7	7	1524-1814	150,866	151,787
Clerical Assistant IVA	3.7	5	5	1524-1814	101,876	103,469
Graphics Spec IIA,graphics Art-techn	1.9	3	3	1524-1814	63,380	65,052
Senior Data Control Tech., Range A	0.1	-	-	1486-1764	-	-
Athletic Equipment Attendant IIA	2.5	3	3	1449-1718	56,794	58,354
Instructional Support Asst. IIA	5	8.8	8.8	1449-1718	166,539	171,893
Computer Operator, Range A	0.5	0.5	0.5	1419-1681	9,562	9,980
Depart Secretary IIA, Stenography	22.2	25	25	1401-1660	487,896	491,760
Clerical Assistant IIIB	9.5	10	10	1401-1660	196,287	198,898
Graphics Spec. IA	0.5	-	-	1401-1660	-	-
Clerical Assistant IIIA	-	2.5	2.5	1378-1632	41,355	43,117
Temporary Help	48.6	2.6	2.6	(717,711)	43,009	43,009
Power Keyboard Operator, Range A	0.5	-	-	1350-1597	-	-
Depart Secretary IA, Stenography	4.2	4.2	4.2	1301-1537	77,029	78,340
Athletic Equipment Attendant IA	2.2	2.8	2.8	1290-1524	46,187	47,758
Instructional Support Asst. IA	0.8	1.3	1.3	1290-1524	20,238	21,095
Depart Secretary IA	-	0.5	0.5	1280-1511	7,840	8,170
Clerical Assistant IIB	13.8	15.8	15.8	1253-1480	269,787	275,126
Administrator I- 12 Mo.	1.4	3	3	1250-2725	65,759	65,759
Clerical Assistant IIA	3.5	7.8	7.8	1189-1401	119,935	124,378
Student Assistant	-	12.6	12.6	3.35-6.33	125,436	125,436
Overtime	-	-	-	(18,557)	-	-
Instructional Faculty:						
Lecturer - 12 Mo - D	0.5	0.5	0.5	3381-4085	24,345	24,513
Professor - 12 Mo	6	1.5	1.5	3381-4085	73,036	73,537
Principal Vocational Instr - 12 Mo.	1	1	1	3381-4085	48,691	49,024
Lecturer - AY - D	5.2	7	7	2936-3544	286,947	293,263
Professor - AY	354.4	400	400	2936-3544	15,982,540	16,444,491
Head Coach-AY	1	1	1	2936-3544	39,990	42,204
Part Time Faculty-AY	118.8	-	-	(2,553,730)	-	-
Lecturer - AY - C	14.3	18	18	2325-2802	554,204	579,053
Associate Professor-AY	115.8	121.3	121.3	2325-2802	3,849,118	3,990,815
Coach-AY	6	6	6	2325-2802	193,107	199,436
Senior Vocational Instructor - AY	2	2	2	2325-2802	66,783	67,240
Assistant Professor-12 Month	0.3	0.1	0.1	2120-2552	2,665	2,811
Administrator II- A.Y.	0.3	1	1	2083-4088	22,332	22,332
Sabbatical Leave Replacement	4.8	14	14	(103,517)	337,715	340,031
Sabbatical Leave Difference In Pay	4.5	-	-	(96,803)	-	-
Special Leaves-Res Or Creative Act	-	-	-	(992)	-	-
Substitute Faculty	0.9	-	-	(18,301)	-	-
Lecturer - AY - B	24.9	58.4	58.4	1847-2220	1,469,794	1,517,266
Assistant Professor-AY	40.9	81.6	81.6	1847-2220	2,047,135	2,143,454
Coaching Specialist-AY	2	2	2	1847-2220	52,912	53,275
Lecturer - AY - A	2.1	2	2	1689-2024	45,002	46,285
Coaching Assistant-AY	1	2	2	1689-2024	44,259	45,460
Graduate Assistant	22.3	-	-	(99,821)	-	-
Faculty Promotions - New	-	-	-	-	-	42,588
Faculty Promotions - Continuing	-	-	-	-	45,011	104,236
Market Condition Salary Supplements	-	-	-	-	5,080	-
Exceptional Merit Service Awards	-	-	-	(46,500)	-	-

6610 CALIFORNIA STATE UNIVERSITY, CHICO—Continued

ORGANIZATIONAL UNIT	NUMBER OF POSITIONS			EXPENDITURES			
	Classification	Filled 1983-84	Authorized 1984-85	Proposed 1985-86	Actual 1983-84	Estimated 1984-85	Proposed 1985-86
Instructionally Related Activities:							
Temporary Help	0.2	-	-	(2,425)	-	-	-
Totals, Instruction	942.6	949.3	949.3	\$26,417,851	\$30,825,390	\$31,842,650	
Academic Support:							
Libraries:							
Administrator IV- 12 Mo.	1.1	1	1	3333-6813	49,500	49,500	
Administrator III- 12 Mo.	1.4	3	3	2500-5450	118,856	118,856	
Superv Assoc. Librarian-12 Month	3.4	4	4	2467-2974	129,161	131,128	
Associate Librarian-12 Month	8.4	9	9	2467-2974	317,163	320,961	
Administrator II- 12 Mo.	0.5	-	-	2083-4088	-	-	
Senior Assistant Librarian-12 Month	2.1	4.7	4.7	1914-2646	133,408	136,163	
Supervising Library Assistant IIIA	1	1	1	1699-2038	24,460	24,460	
Library Assistant IIIA	4.5	9	9	1696-2034	196,965	203,777	
Assistant Librarian-12 Month	-	0.8	0.8	1652-2270	17,998	18,966	
Library Assistant IIA	4.4	8.3	8.3	1557-1855	169,154	172,577	
Clerical Assistant IVA	1.2	2	2	1524-1814	43,287	43,529	
Senior Data Control Tech., Range A	0.8	1	1	1486-1764	18,412	19,212	
Clerical Assistant IIIA	1	1	1	1378-1632	19,584	19,584	
Library Assistant IA	5.3	6.2	6.2	1378-1632	117,771	118,616	
Temporary Help	39.2	10.8	10.8	(578,963)	178,653	178,653	
Administrator I- 12 Mo.	0.5	1	1	1250-2725	26,976	26,976	
Book Repairer IA	-	0.7	0.7	1199-1413	11,012	11,466	
Clerical Assistant IIA	1.1	1.7	1.7	1189-1401	26,283	26,678	
Student Assistant	-	13.3	13.3	3.35-6.33	132,404	132,404	
Evening And Night Shift Differential	-	-	-	(457)	-	-	
Audio-Visual Services:							
Professor - 12 Mo	2.4	2	2	3381-4085	97,006	98,049	
Television Engineer	1	1	1	2726-3290	39,481	39,481	
Administrator III- 12 Mo.	0.6	1	1	2500-5450	46,632	46,632	
Associate Librarian-12 Month	1	1	1	2467-2974	35,450	35,693	
Equipment Tech.Electronic III	1.9	1	1	2160-2602	31,217	31,217	
Photographer II	1	1	1	2053-2472	29,663	29,663	
Graphic Artist II	1.5	3	3	2053-2472	81,972	84,453	
Equipment Technician,mechanical IIA	-	1.2	1.2	1970-2370	28,373	29,705	
Equipment Technician,electronic IIA	0.1	1	1	1970-2370	28,449	28,449	
Media Production Specialist II	0.9	1	1	1970-2370	25,244	26,441	
Assistant Professor-AY	-	0.2	0.2	1847-2220	4,021	5,049	
Graphic Artist I	0.5	-	-	1789-2150	-	-	
Instructional Support Asst. IIIA	0.2	0.5	0.5	1646-1970	10,467	10,952	
Instructional Support Asst. IIA	1	1	1	1449-1718	20,615	20,615	
Clerical Assistant IIIA	-	0.5	0.5	1378-1632	9,792	9,792	
Temporary Help	4.6	1.9	1.9	(67,372)	31,430	31,430	
Student Assistant	-	0.2	0.2	3.35-6.33	1,991	1,991	
Overtime	-	-	-	(2,308)	-	-	
Evening And Night Shift Differential	-	-	-	(107)	-	-	
Exceptional Merit Service Awards	-	-	-	(1,500)	-	-	
Television Services:							
Television Engineer	1	1	1	2726-3290	39,481	39,481	
Assistant Professor-AY	-	1	1	1847-2220	20,102	25,245	
Clerical Assistant IVA	1	1	1	1524-1814	21,764	21,764	
Clerical Assistant IIIA	0.7	-	-	1378-1632	-	-	
Temporary Help	0.1	-	-	(1,547)	-	-	
Computing Support:							
Staff Systems Analyst	0.5	-	-	2830-3416	-	-	
Programmer III	1	1	1	2739-3305	39,664	39,664	
Instruct. Computing Consultant III	0.2	2	2	2739-3305	65,750	68,883	
Administrator III- 12 Mo.	0.4	1	1	2500-5450	47,568	47,568	
Programmer II	0.5	1	1	2273-2739	32,875	32,875	
Instruct. Computing Consultant II	1	1	1	2273-2739	32,875	32,875	
Administrator II- 12 Mo.	1.5	1	1	2083-4088	32,268	32,268	
Equipment Technician,electronic IIA	1	3.5	3.5	1970-2370	87,560	90,334	
Graphics Spec IIA,graphics Art-techn	0.3	0.5	0.5	1524-1814	10,641	10,882	
Instructional Support Asst. IIA	0.9	1	1	1449-1718	20,615	20,615	
Computer Operator, Range A	2	4.5	4.5	1419-1681	82,906	84,733	
Graphics Spec. IA	0.3	-	-	1401-1660	-	-	
Secretary A	-	1	1	1378-1632	16,542	17,247	
Temporary Help	16.4	-	-	(242,564)	-	-	
Power Keyboard Operator, Range A	0.5	0.5	0.5	1350-1597	9,583	9,583	
Senior Data Entry Operator, Range A	0.1	1	1	1344-1590	16,137	16,816	
Data Control Technician, Range A	0.1	0.5	0.5	1322-1563	8,101	8,447	
Administrator I- 12 Mo.	0.5	1	1	1250-2725	21,888	21,888	
Data Entry Operator, Range A	1.5	2	2	1203-1419	32,908	33,214	
Clerical Assistant IIA	-	1	1	1189-1401	14,564	15,171	
Student Assistant	-	0.5	0.5	3.35-6.33	4,978	4,978	
Overtime	-	-	-	(471)	-	-	
Evening And Night Shift Differential	-	-	-	(468)	-	-	
Ancillary Support:							
College Farm:							
Veterinarian II	0.5	1	1	2795-3374	33,550	35,159	
Senior Vocational Instructor - 12mo	1	1	1	2674-3225	43,945	46,393	
Farm Maintenance Mechanic	1	1	1	2154-2363	28,354	28,354	
Intermediate Vocational Instr.-12 Mo	-	2.4	2.4	2120-2552	66,515	70,139	
Administrator II- 12 Mo.	0.5	1	1	2083-4088	31,956	31,956	
Heavy Equipment Mechanic	2.5	2.5	2.5	2047-2245	65,945	67,151	
Crop Technician II	1.5	1.5	1.5	1907-2294	41,303	41,303	

6610 CALIFORNIA STATE UNIVERSITY, CHICO—Continued

1
2
3
4
5
6
7
8
9
10
11
12
13
14
15
16
17
18
19
20
21
22
23
24
25
26
27
28
29
30
31
32
33
34
35
36
37
38
39
40
41
42
43
44
45
46
47
48
49
50
51
52
53
54
55
56
57
58
59
60
61
62
63
64
65
66
67
68
69
70
71
72
73
74
75
76
77
78
79
80
81
82
83
84
85
86
87
88
89
90
91
92
93
94
95
96
97
98

ORGANIZATIONAL UNIT

NUMBER OF POSITIONS

EXPENDITURES

Classification

Filled
1983-84

Authorized
1984-85

Proposed
1985-86

Actual
1983-84

Estimated
1984-85

Proposed
1985-86

SALARY RANGE

Classification	Filled 1983-84	Authorized 1984-85	Proposed 1985-86	Actual 1983-84	Estimated 1984-85	Proposed 1985-86
Livestock Technician II	3.5	3.5	3.5	1907-2294	96,373	96,373
Equipment Technician,mechanical IA	0.5	0.5	0.5	1797-2160	12,965	12,965
Crop Technician I	2	2	2	1741-2091	50,187	50,187
Livestock Technician I	-	1	1	1741-2091	20,890	21,856
Nursery Technician II	0.7	1	1	1741-2091	22,629	23,700
Tractor Operator-Laborer, Range A	1	1	1	1741-1907	22,887	22,887
Temporary Help	6.4	0.2	0.2	(94,414)	3,309	3,309
Custodian, Range A	0.5	0.5	0.5	1203-1419	8,513	8,513
Student Assistant	-	4.9	4.9	3.35-6.33	48,780	48,780
Overtime	-	-	-	(2,821)	-	-
Student Writing Skills:						
Part Time Faculty-AY	0.8	-	-	(16,948)	-	-
Temporary Help	0.8	-	-	(11,760)	-	-
Rural Clinical Nursing Program:						
Director-12 Month	1	1	1	1619-4085	48,691	49,024
Clerical Assistant IIIB	1	1	1	1401-1660	19,910	19,910
Temporary Help	0.3	0.5	0.5	(4,825)	8,271	8,271
Administrator I- 12 Mo.	1	1	1	1250-2725	25,668	25,668
Totals, Academic Support	150.6	151.5	151.5	\$3,077,122	\$3,612,261	\$3,669,547
Student Service:						
Student And Cultural Development:						
Student Affairs Officer IV - 12 Mo	0.4	-	-	2655-3202	-	-
Student Affairs Officer - 12 Mo.	1.9	1.5	1.5	2104-2534	44,470	45,139
Administrator II- 12 Mo.	0.9	2	2	2083-4088	68,244	68,244
Student Affairs Assistant II- 12 Mo	1.8	2.8	2.8	1928-2320	69,474	72,763
Clerical Assistant IIIA	1.1	1	1	1378-1632	19,584	19,584
Temporary Help	1.3	-	-	(19,253)	-	-
Supplementary Educational Serv.-Eop:						
Student Affairs Officer IV - 12 Mo	1	1	1	2655-3202	32,615	34,178
Student Affairs Officer - 12 Mo.	-	1	1	2104-2534	25,257	26,448
Administrator II- 12 Mo.	0.5	1	1	2083-4088	29,220	29,220
Student Affairs Assistant II- 12 Mo	1.9	3	3	1928-2320	74,863	78,406
Student Affairs Assistant I - 12 Mo	0.5	-	-	1684-2019	-	-
Clerical Assistant IIIB	1	1	1	1401-1660	19,910	19,910
Clerical Assistant IIIA	1.1	1	1	1378-1632	17,805	18,569
Temporary Help	1.1	1.6	1.6	(16,490)	26,467	26,467
Clerical Assistant IIA	0.4	0.5	0.5	1189-1401	7,282	7,586
Student Assistant	-	3.7	3.7	3.35-6.33	36,834	36,834
Counseling And Career Guidance:						
Counseling:						
Counselor - AY - Professor	3	3	3	2915-3519	126,667	126,667
Student Affairs Officer V - AY	2.4	3	3	2915-3519	114,699	118,192
Student Affairs Officer IV - 12 Mo	1.4	2	2	2655-3202	67,325	70,560
Administrator III- 12 Mo.	3.2	4	4	2500-5450	172,896	172,896
Student Affairs Officer IV - AY	0.4	1	1	2309-2782	31,850	33,380
Student Affairs Officer - 12 Mo.	4	4	4	2104-2534	118,761	120,791
Administrator II- 12 Mo.	0.9	1	1	2083-4088	27,500	27,500
Student Affairs Assistant II- 12 Mo	1	-	-	1928-2320	-	-
Clerical Assistant IVA	0.5	1	1	1524-1814	21,764	21,764
Clerical Assistant IIIB	2	2	2	1401-1660	38,932	39,752
Clerical Assistant IIIA	-	0.3	0.3	1378-1632	4,962	5,175
Temporary Help	5.9	0.4	0.4	(87,346)	6,617	6,617
Testing:						
Student Affairs Officer IV - 12 Mo	0.7	-	-	2655-3202	-	-
Secretary B	1	1	1	1401-1660	19,910	19,910
Temporary Help	0.8	0.1	0.1	(12,261)	1,654	1,654
Placement:						
Student Affairs Officer IV - AY	1.5	1	1	2309-2782	33,380	33,380
Student Affairs Officer - 12 Mo.	2	2	2	2104-2534	60,796	60,796
Superv Stdnt Affairs Off III-12 Mo.	0.4	1	1	2104-2534	30,398	30,398
Administrator II- 12 Mo.	0.5	-	-	2083-4088	-	-
Administrator II- A.Y.	0.4	-	-	2083-4088	-	-
Student Affairs Assistant II- 12 Mo	0.5	1	1	1928-2320	27,834	27,834
Clerical Assistant IIIB	1	1	1	1401-1660	19,499	19,910
Temporary Help	0.7	1.2	1.2	(10,889)	19,851	19,851
Clerical Assistant IIB	1	1	1	1253-1480	17,756	17,756
Clerical Assistant IIA	0.5	1	1	1189-1401	14,711	15,328
Financial Aid:						
Superv Stdnt Affairs Off IV-12 Mo	1	1	1	2655-3202	38,135	38,429
Administrator III- 12 Mo.	1.1	1	1	2500-5450	42,636	42,636
Administrative Assistant II	0.5	0.5	0.5	2425-2924	17,547	17,547
Assistant Systems Analyst	0.7	-	-	2140-2578	-	-
Student Affairs Officer - 12 Mo.	2.4	3	3	2104-2534	84,680	87,244
Administrator II- 12 Mo.	0.1	-	-	2083-4088	-	-
Student Affairs Assistant II- 12 Mo	1.9	2.2	2.2	1928-2320	54,737	56,809
Student Affairs Asst II- 10 Mo Rn A	1	1	1	1928-2320	22,149	23,195
Research Technician I	0.7	1	1	1681-2105	24,180	24,180
Stud. Pers Tech, Financial Aid, Rg A	2.1	3	3	1593-1902	68,474	68,474
Clerical Assistant IVA	0.5	0.5	0.5	1524-1814	9,146	9,544
Clerical Assistant IIIA	1.1	1	1	1378-1632	19,584	19,584
Temporary Help	4.5	-	-	(66,203)	-	-
Clerical Assistant IIB	1	1	1	1253-1480	17,756	17,756
Administrator I- 12 Mo.	1	1	1	1250-2725	20,016	20,016

6610 CALIFORNIA STATE UNIVERSITY, CHICO—Continued

1
2
3
4
5
6
7
8
9
10
11
12
13
14
15
16
17
18
19
20
21
22
23
24
25
26
27
28
29
30
31
32
33
34
35
36
37
38
39
40
41
42
43
44
45
46
47
48
49
50
51
52
53
54
55
56
57
58
59
60
61
62
63
64
65
66
67
68
69
70
71
72
73
74
75
76
77
78
79
80
81
82
83
84
85
86
87
88
89
90
91
92
93
94
95
96
97
98

ORGANIZATIONAL UNIT Classification	NUMBER OF POSITIONS			EXPENDITURES		
	Filed 1983-84	Authorized 1984-85	Proposed 1985-86	Actual 1983-84	Estimated 1984-85	Proposed 1985-86
				SALARY RANGE		
Data Entry Operator, Range A	2	2	2	1203-1419	33,935	34,050
Clerical Assistant IIA	2.5	4.5	4.5	1189-1401	73,074	75,108
Student Support:						
Health Services:						
Physician II-10 Mo - Range A	2.2	2.2	2.2	4680-5664	124,624	124,624
Physician I-12 Mo - Range A	1	1.8	1.8	4462-5374	107,337	109,420
Physician I-10 Mo - Range A	0.8	4.3	4.3	4462-5374	199,184	206,776
Administrator IV- 12 Mo.	0.2	1	1	3333-6813	64,128	64,128
Pharmacist - 12 Month	1	1	1	2578-3109	37,314	37,314
Administrator III- 12 Mo.	1	1	1	2500-5450	38,988	38,988
Administrative Assistant II	0.5	1	1	2425-2924	32,098	32,797
Clinical Lab. Technologist IIA	2	2	2	2180-2626	63,034	63,034
Administrator II- 12 Mo.	0.3	-	-	2083-4088	-	-
Clinical Laboratory Technologist IA	1	1	1	2082-2392	28,105	28,623
Nurse Practitioner 10 Month Range A	5.5	5.6	5.6	2025-2437	136,331	136,442
Student Affairs Assistant II- 12 Mo	1.5	1	1	1928-2320	23,139	24,224
Radiologic Technologist IIA	1	1	1	1805-2170	26,034	26,034
Registered Nurse 1 - 10 Month Rng A	-	0.5	0.5	1726-2072	8,630	9,026
Registered Nurse I - 12 Month	-	1	1	1726-2072	20,713	21,661
Clerical Assistant IIIB	1	1	1	1401-1660	19,910	19,910
Licensed Vocational Nurse, Range A	0.8	1	1	1384-1570	17,149	17,890
Temporary Help	9.1	-	-	(134,887)	-	-
Medical Transcriber, Range A	2.3	4	4	1339-1584	73,917	74,885
Instructional Support Asst. IA	0.9	1	1	1290-1524	18,291	18,291
Administrator I- 12 Mo.	1	1	1	1250-2725	20,016	20,016
Clerical Assistant IIA	0.3	1.6	1.6	1189-1401	25,297	26,008
Clinical Aid IIA	2.1	2	2	1175-1384	31,353	31,967
Overtime	-	-	-	(467)	-	-
Housing Services:						
Administrator III- 12 Mo.	2.9	1	1	2500-5450	37,464	37,464
Administrator II- 12 Mo.	0.2	-	-	2083-4088	-	-
Student Affairs Assistant II- 12 Mo	-	1	1	1928-2320	24,841	26,014
Clerical Assistant IIIB	0.8	1	1	1401-1660	19,910	19,910
Temporary Help	-	-	-	(476)	-	-
Clerical Assistant IIA	0.5	0.2	0.2	1189-1401	2,913	3,034
Disabled Students:						
Student Affairs Officer - 12 Mo.	-	1	1	2104-2534	30,908	30,908
Administrator II- 12 Mo.	0.4	-	-	2083-4088	-	-
Student Affairs Assistant II- 12 Mo	0.5	1	1	1928-2320	27,834	27,834
Student Affairs Asst II- 10 Mo Rn A	0.8	1	1	1928-2320	22,329	22,594
Temporary Help	3.1	1	1	(45,466)	16,542	16,542
Clerical Assistant IIA	0.5	1	1	1189-1401	15,380	16,028
Student Assistant	-	1	1	3.35-6.33	9,955	9,955
Totals, Student Service	119.9	121	121	\$2,727,756	\$3,299,504	\$3,350,372
Institutional Support:						
Executive Management:						
President	1	1	1	4884-7341	87,240	87,240
Principal Vocational Instr - 12 Mo.	-	1	1	3381-4085	48,691	49,024
Administrator IV- 12 Mo.	4	4.5	4.5	3333-6813	257,640	257,640
Administrator III- 12 Mo.	3.5	2	2	2500-5450	94,704	94,704
Administrator III- A.Y.	0.1	1	1	2500-5450	31,760	31,760
Administrative Assistant II	1.3	2	2	2425-2924	70,189	70,189
Administrator II- 12 Mo.	1.6	2.5	2.5	2083-4088	74,494	74,494
Public Affairs Assistant II	0.5	0.5	0.5	1838-2210	13,265	13,265
Administrative Aid, Range A	1	2	2	1733-2082	44,384	46,460
Staff Services Tech IA - Admin Sces	1	1	1	1703-2044	24,511	24,511
Administrative Secretary, Range A	1.1	1	1	1624-1943	23,318	23,318
Clerical Assistant IVA	2	2	2	1524-1814	40,276	42,093
Senior Secretary A	0.1	1	1	1524-1814	18,291	19,088
Clerical Assistant IIIA	0.5	0.2	0.2	1378-1632	3,309	3,449
Temporary Help	11.1	-	-	(164,327)	-	-
Clerical Assistant IIA	-	0.3	0.3	1189-1401	4,369	4,551
Overtime	-	-	-	(318)	-	-
Financial Operations:						
Associate Systems Analyst	1	1	1	2578-3109	35,591	37,314
Administrator III- 12 Mo.	2.2	1	1	2500-5450	39,384	39,384
Administrator II- 12 Mo.	2.1	4	4	2083-4088	114,088	114,088
Assistant Budget Analyst	0.8	1	1	2015-2425	26,843	28,113
Programmer I	0.1	2	2	1907-2294	50,422	51,506
Payroll Personnel Trans Clerk IIIA	1	1	1	1733-2082	24,967	24,967
Staff Services Tech IA - Budget	1	1	1	1703-2044	22,800	23,869
Staff Services Tech IA - Admin Sces	1	1	1	1703-2044	24,511	24,511
Junior Staff Analyst	0.8	1	1	1681-2015	21,486	22,494
Accounting Technician IIIA	1.2	1.8	1.8	1660-1988	40,208	41,145
Payroll Personnel Transact Clk IIA	3	3.5	3.5	1524-1814	74,445	74,841
Clerical Assistant IVA	2.8	3	3	1524-1814	59,608	61,242
Senior Secretary A	1.1	1	1	1524-1814	21,281	21,764
Senior Cashier Clerk, Range A	2.3	2.5	2.5	1419-1681	47,960	49,606
Senior Account Clerk, Range A	2.7	4	4	1419-1681	73,728	76,035
Accounting Technician IIA	0.3	-	-	1419-1681	-	-
Clerical Assistant IIIB	0.6	-	-	1401-1660	-	-
Clerical Assistant IIIA	2.1	3.5	3.5	1378-1632	63,214	65,949
Temporary Help	4.1	-	-	(61,110)	-	-

6610 CALIFORNIA STATE UNIVERSITY, CHICO—Continued

1
2
3
4
5
6
7
8
9
10
11
12
13
14
15
16
17
18
19
20
21
22
23
24
25
26
27
28
29
30
31
32
33
34
35
36
37
38
39
40
41
42
43
44
45
46
47
48
49
50
51
52
53
54
55
56
57
58
59
60
61
62
63
64
65
66
67
68
69
70
71
72
73
74
75
76
77
78
79
80
81
82
83
84
85
86
87
88
89
90
91
92
93
94
95
96
97
98

ORGANIZATIONAL UNIT Classification	NUMBER OF POSITIONS			EXPENDITURES		
	Filled 1983-84	Authorized 1984-85	Proposed 1985-86	Actual 1983-84	Estimated 1984-85	Proposed 1985-86
				SALARY RANGE		
Clerical Assistant IIB	1.3	1.5	1.5	1253-1480	26,634	26,634
Administrator I- 12 Mo.	1.7	2	2	1250-2725	47,808	47,808
Assistant Cashier-Clerk, Range A	0.3	-	-	1223-1443	-	-
Intermediate Account Clerk, Range A	4.6	3.5	3.5	1223-1443	58,735	59,390
Clerical Assistant IIA	4.1	5.3	5.3	1189-1401	83,719	85,342
Overtime	-	-	-	(17,061)	-	-
General Administrative Services:						
Student Admissions And Records:						
Student Affairs Officer V - AY	0.4	-	-	2915-3519	-	-
Superv Stndt Affairs Off IV-12 Mo	1	1	1	2655-3202	38,429	38,429
Superv Stndt Affairs Asst IV	0.3	-	-	2510-3027	-	-
Administrator III- 12 Mo.	1	1	1	2500-5450	45,720	45,720
Administrator III- A.Y.	0.6	1	1	2500-5450	39,384	39,384
Student Affairs Officer - 12 Mo.	0.9	2	2	2104-2534	55,655	56,846
Student Affairs Assistant III	-	1	1	2066-2487	24,787	25,964
Superv Stndt Affairs Asst III	0.7	1	1	2066-2487	29,835	29,835
Student Affairs Assistant II- 12 Mo	3	1	1	1928-2320	27,834	27,834
Student Affairs Asst II- 10 Mo Rn A	-	1	1	1928-2320	19,282	20,187
Administrative Secretary, Range A	0.3	1	1	1624-1943	23,318	23,318
Evaluation Technician I	4.6	6.9	6.9	1593-1902	143,057	147,656
Clerical Assistant IVA	1	1	1	1524-1814	21,362	21,764
Senior Secretary A	1	1	1	1524-1814	21,764	21,764
Clerical Assistant IIIB	4.2	4.5	4.5	1401-1660	88,466	89,597
Clerical Assistant IIIA	2.6	5	5	1378-1632	92,270	94,555
Temporary Help	9	0.7	0.7	(133,446)	11,580	11,580
Senior Data Entry Operator, Range A	1	1	1	1344-1590	19,088	19,088
Data Control Technician, Range A	0.3	1	1	1322-1563	17,495	18,248
Clerical Assistant IIB	5.5	5.8	5.8	1253-1480	98,521	100,098
Administrator I- 12 Mo.	4.8	5	5	1250-2725	107,892	107,892
Clerical Assistant IIA	7.3	9.3	9.3	1189-1401	149,411	152,506
Student Assistant	-	0.8	0.8	3.35-6.33	7,964	7,964
Overtime	-	-	-	(2,530)	-	-
Student Affirmative Action:						
Student Affairs Officer - 12 Mo.	0.2	1	1	2104-2534	30,398	30,398
Administrator II- 12 Mo.	0.3	-	-	2083-4088	-	-
Student Affairs Assistant I - 12 Mo	0.8	-	-	1684-2019	-	-
Clerical Assistant IIIB	1.1	1	1	1401-1660	17,913	18,690
Temporary Help	2.4	-	-	(35,701)	-	-
Employee Personnel And Records:						
Administrator III- 12 Mo.	0.6	1	1	2500-5450	40,824	40,824
Assistant Systems Analyst	0.3	1	1	2140-2578	27,225	28,511
Administrator II- 12 Mo.	0.7	1	1	2083-4088	32,592	32,592
Staff Services Tech IA - Personnel	1	1	1	1703-2044	24,511	24,511
Personnel Assistant	-	0.2	0.2	1681-2015	4,034	4,215
Temporary Help	5	0.7	0.7	(73,338)	11,580	11,580
Administrator I- 12 Mo.	2.1	3	3	1250-2725	72,654	72,654
Overtime	-	-	-	(215)	-	-
Logistical Services:						
Support Operations:						
Lead Automotive Equipment Mechanic	1	1	1	2095-2298	27,575	27,575
Administrator II- 12 Mo.	0.4	2	2	2083-4088	58,280	58,280
Graphic Artist II	1	0.5	0.5	2053-2472	13,513	14,159
Automotive Mechanic	3	3	3	1955-2144	77,180	77,180
Procurement Assistant, Range A	3.8	3	3	1838-2210	74,736	77,017
Junior Staff Analyst	0.7	1	1	1681-2015	21,569	22,580
Property Clerk IIA	1	1	1	1624-1943	23,318	23,318
Mail Services Supervisor IA	1	1	1	1431-1696	20,354	20,354
Clerical Assistant IIIB	1	1	1	1401-1660	19,705	19,910
Clerical Assistant IIIA	1.1	2	2	1378-1632	36,064	37,626
Reproduction Processes Asst, Range A	0.3	0.8	0.8	1378-1632	19,388	20,034
Warehouse Worker, Range A	2	2.1	2.1	1378-1632	40,822	40,892
Temporary Help	5.1	1	1	(74,649)	16,542	16,542
Stock Clerk, Range A	3	3	3	1328-1570	56,519	56,519
Administrator I- 12 Mo.	3.1	4.5	4.5	1250-2725	95,013	95,013
Inventory Clerk, Range A	1	1	1	1233-1455	17,469	17,469
Clerical Assistant IIA	1.4	1	1	1189-1401	16,816	16,816
Overtime	-	-	-	(8,539)	-	-
Public Safety:						
Administrator III- 12 Mo.	0.9	1	1	2500-5450	38,165	38,165
Supervising Public Safety Officer I	1.9	2	2	2194-2643	63,433	63,433
Public Safety Investigator	1	1	1	2095-2523	30,271	30,271
Administrator II- 12 Mo.	0.7	1	1	2083-4088	30,708	30,708
Public Safety Officer	4.2	7	7	2001-2408	180,003	185,767
Public Safety Dispatch, typing, rng A	2.6	3	3	1401-1660	57,100	58,774
Temporary Help	3.3	-	-	(49,221)	-	-
Overtime	-	-	-	(18,386)	-	-
Evening And Night Shift Differential	-	-	-	(3,678)	-	-
Physical Plant Operations:						
Maintenance Office Administration:						
Administrator III- 12 Mo.	1.6	3	3	2500-5450	116,367	116,367
Administrator II- 12 Mo.	0.5	-	-	2083-4088	-	-
Temporary Help-Plant Operations	3.5	1.2	1.2	(64,484)	24,695	24,695
Clerical Assistant IVA	1	1	1	1524-1814	21,764	21,764
Storekeeper IA	1	1	1	1431-1696	20,354	20,354

6610 CALIFORNIA STATE UNIVERSITY, CHICO—Continued

ORGANIZATIONAL UNIT	NUMBER OF POSITIONS			EXPENDITURES		
	Classification	Filed 1983-84	Authorized 1984-85	Proposed 1985-86	Actual 1983-84	Estimated 1984-85
				SALARY RANGE		
Clerical Assistant IIIA	0.8	1	1	1378-1632	17,867	18,633
Clerical Assistant IIA	0.2	-	-	1189-1401	-	-
Student Assistant	-	0.5	0.5	3.35-6.33	4,978	4,978
Utility Plants:						
Refrigeration Mechanic	3	3	3	2256-2476	89,140	89,140
Administrator II- 12 Mo.	1.6	2	2	2083-4088	55,856	55,856
Building Service Engineer	5.9	6.7	6.7	1964-2256	178,943	179,718
Temporary Help-Plant Operations	1.1	-	-	(19,974)	-	-
Overtime	-	-	-	(4,087)	-	-
Evening And Night Shift Differential	-	-	-	(1,038)	-	-
Building Maintenance:						
Supervising Electrician	0.3	1	1	2256-2476	27,073	28,354
Supervising Carpenter	1	1	1	2154-2363	28,354	28,354
Electrician II	0.8	1	1	2154-2363	28,354	28,354
Plumber II	1	1	1	2154-2363	28,354	28,354
Materials Fabrication Specialist	1	1	1	2154-2363	28,354	28,354
Locksmith II	1	1	1	2154-2363	28,354	28,354
Administrator II- 12 Mo.	1	1	1	2083-4088	28,644	28,644
Carpenter II	-	1	1	2057-2256	24,684	25,846
Painter II	1	1	1	2057-2256	27,073	27,073
Electrician I	3.2	4	4	2057-2256	105,904	107,065
Plumber I	1	1	1	2057-2256	27,073	27,073
Sheet Metal Worker	1	1	1	2057-2256	27,073	27,073
Carpenter I	1.5	5	5	1964-2154	120,516	124,969
Painter I	3.1	4	4	1964-2154	101,112	102,221
Mason	-	1	1	1964-2154	23,575	24,684
Locksmith I	1	1	1	1964-2154	25,846	25,846
Building Maintenance Worker	1.7	2.4	2.4	1715-1876	51,316	52,610
Temporary Help-Plant Operations	7.3	2.8	2.8	(132,912)	57,620	57,620
Skilled Labor	0.3	0.5	0.5	1678-1834	10,065	10,514
Overtime	-	-	-	(2,594)	-	-
Grounds Maintenance:						
Plumber I	1	1	1	2057-2256	27,073	27,073
Automotive Mechanic	-	1	1	1955-2144	23,456	24,565
Temporary Help-Plant Operations	0.4	-	-	(6,417)	-	-
Skilled Labor	0.5	0.9	0.9	1678-1834	18,117	18,924
Automotive Equipment Operator IA	3	3	3	1667-1822	65,567	65,567
Lead Groundswoker, Range A	0.9	1	1	1610-1925	23,096	23,096
Gardening Specialist, Range A	1	1	1	1543-1838	22,065	22,065
Groundswoker, Range A	6.8	7.1	7.1	1419-1610	136,963	137,036
Administrator I- 12 Mo.	0.9	1	1	1250-2725	25,668	25,668
Overtime	-	-	-	(2,692)	-	-
Custodial Services:						
Building Service Engineer	0.1	0.1	0.1	1964-2256	2,357	2,468
Temporary Help-Plant Operations	8.4	-	-	(152,193)	-	-
Skilled Labor	0.2	1	1	1678-1834	22,004	22,004
Campus Guard, Range A	0.3	1.5	1.5	1425-1688	25,655	26,752
Groundswoker, Range A	0.2	0.2	0.2	1419-1610	3,404	3,551
Laborer, Range A	2.9	4	4	1419-1543	72,604	73,336
Lead Custodian, Range A	2	6	6	1295-1531	100,244	102,907
Administrator I- 12 Mo.	3.9	6	6	1250-2725	119,400	119,400
Custodian, Range A	64.5	71.9	71.9	1203-1419	1,181,730	1,197,933
Overtime	-	-	-	(16,445)	-	-
Evening And Night Shift Differential	-	-	-	(38,059)	-	-
Faculty And Staff Services:						
Overtime	-	-	-	-	52,342	52,342
Management Comp. Adjustment -New	-	-	-	-	-	109,509
Management Comp. Adjust -Continuing	-	-	-	-	409,383	410,477
Evening And Night Shift Differential	-	-	-	-	48,585	48,585
Non-Faculty Reclass - New	-	-	-	-	-	49,849
Non-Faculty Reclass - Continuing	-	-	-	-	50,358	115,823
Management Reclass- New	-	-	-	-	-	13,074
Management Reclass- Continuing	-	-	-	-	9,108	20,948
Community Relations:						
Principal Vocational Instr - 12 Mo.	1	-	-	3381-4085	-	-
Administrator III- 12 Mo.	1.3	0.7	0.7	2500-5450	35,700	35,700
Administrative Assistant II	0.7	-	-	2425-2924	-	-
Student Affairs Officer - 12 Mo.	0.2	0.5	0.5	2104-2534	12,629	13,224
Clerical Assistant IVA	0.9	1	1	1524-1814	21,764	21,764
Clerical Assistant IIIA	1.1	1.5	1.5	1378-1632	25,459	26,553
Temporary Help	4.2	-	-	(62,627)	-	-
Totals, Institutional Support	333.3	333.9	333.9	\$6,644,302	\$8,037,300	\$8,383,454
Independent Operations:						
Institutional Operations:						
Part Time Faculty-AY	4.7	3.4	3.4	(100,855)	82,017	82,579
Crop Technician II	0.5	0.5	0.5	1907-2294	13,768	13,768
Livestock Technician II	0.5	0.5	0.5	1907-2294	13,768	13,768
Crop Technician I	-	1	1	1741-2091	20,890	21,856
Groundswoker, Range A	-	1	1	1419-1610	17,025	17,756
Accounting Technician IIA	-	1	1	1419-1681	16,998	17,723
Temporary Help	25.6	29.5	29.5	(378,465)	487,988	487,988
Overtime	-	-	-	(19,680)	-	-
Totals, Independent Operations ..	31.3	36.9	36.9	\$523,588	\$652,454	\$655,438
Totals, General Fund	1577.7	1592.6	1592.6	\$39,390,619	\$46,426,909	\$47,901,461

6610 CALIFORNIA STATE UNIVERSITY, CHICO—Continued

ORGANIZATIONAL UNIT Classification	NUMBER OF POSITIONS			EXPENDITURES		
	Filed 1983-84	Authorized 1984-85	Proposed 1985-86	Actual 1983-84	Estimated 1984-85	Proposed 1985-86
Dormitory Revenue Fund- Housing:						
Student Service:						
Student Support:						
Superv Stndt Affairs Off 111-12 Mo.	1	1	1	2104-2534	30,398	30,398
Temporary Help	4.9	-	-	(71,966)	-	-
Head Resident IA	4.3	5.3	5.3	1367-1617	86,912	90,648
Student Assistant	-	8.1	8.1	3.35-6.33	80,637	80,637
Totals, Student Service	10.2	14.4	14.4	\$164,595	\$197,947	\$201,683
Institutional Support:						
Financial Operations:						
Senior Cashier Clerk, Range A	0.8	1	1	1419-1681	19,081	19,913
Temporary Help	1	-	-	(14,831)	-	-
Assistant Cashier-Clerk, Range A	0.3	-	-	1223-1443	-	-
Student Assistant	-	0.8	0.8	3.35-6.33	7,964	7,964
Overtime	-	-	-	(93)	-	-
Logistical Services:						
Student Affairs Assistant II- 12 Mo	0.2	0.4	0.4	1928-2320	10,391	10,883
Clerical Assistant IVA	1	1	1	1524-1814	21,764	21,764
Clerical Assistant IIIA	0.5	1	1	1378-1632	17,929	18,697
Temporary Help	0.2	-	-	(3,494)	-	-
Administrator I- 12 Mo.	1	1	1	1250-2725	20,628	20,628
Intermediate Account Clerk, Range A	0.4	0.5	0.5	1223-1443	8,640	8,640
Physical Plant Operations:						
Refrigeration Mechanic	0.8	-	-	2256-2476	-	-
Maintenance Mechanic	1.3	2.4	2.4	2057-2256	64,020	64,484
Temporary Help-Plant Operations	8.6	0.2	0.2	(156,209)	4,116	4,116
Lead Groundworker, Range A	0.5	1	1	1610-1925	19,959	20,847
Lead Custodian, Range A	4.9	5	5	1295-1531	87,917	89,312
Student Assistant	-	14.7	14.7	3.35-6.33	146,341	146,341
Overtime	-	-	-	(1,640)	-	-
Faculty And Staff Services:						
Management Comp. Adjust -Continuing ...	-	-	-	-	1,906	1,906
Totals, Institutional Support	21.5	29	29	\$383,580	\$430,656	\$435,495
Totals, Dormitory Revenue Fund- Housing	31.7	43.4	43.4	\$548,175	\$628,603	\$637,178
Dormitory Revenue Fund- Parking:						
Institutional Support:						
Financial Operations:						
Senior Cashier Clerk, Range A	0.4	-	-	1419-1681	-	-
Assistant Cashier-Clerk, Range A	0.1	0.5	0.5	1223-1443	9,541	9,957
Logistical Services:						
Supv. Parking Officer, Range A	0.6	-	-	1486-1764	-	-
Parking Officer, Range A	0.8	1.5	1.5	1425-1688	29,887	30,497
Temporary Help	0.1	-	-	(1,713)	-	-
Physical Plant Operations:						
Groundworker, Range A	-	0.3	0.3	1419-1610	5,107	5,327
Totals, Institutional Support	2	2.3	2.3	\$33,118	\$44,535	\$45,781
Totals, Dormitory Revenue Fund- Parking	2	2.3	2.3	\$33,118	\$44,535	\$45,781
Continuing Education Revenue Fund:						
Instruction:						
Special Session Instruction:						
Temporary Help	0.5	-	-	(7,267)	-	-
Student Assistant	-	1.9	1.9	3.35-6.33	18,915	18,915
Summer Session Faculty	19.2	15	15	(331,437)	289,468	289,468
Extension Instruction:						
Extension Faculty	10	8	8	(135,478)	114,641	125,531
Totals, Instruction	29.7	24.9	24.9	\$474,182	\$423,024	\$433,914
Academic Support:						
Computing Support:						
Temporary Help	0.1	0.1	0.1	(1,231)	1,654	1,654
Student Assistant	-	0.1	0.1	3.35-6.33	996	996
TOTALS, ACADEMIC SUPPORT	0.1	0.2	0.2	\$1,231	\$2,650	\$2,650
Institutional Support:						
Executive Management:						
Professor - 12 Mo	0.8	0.7	0.7	3381-4085	32,959	34,795
Administrator IV- 12 Mo.	1	1	1	3333-6813	53,604	53,604
Administrative Aid, Range A	0.3	1	1	1733-2082	23,140	24,228
Clerical Assistant IVA	0.7	-	-	1524-1814	-	-
Temporary Help	2	-	-	(29,185)	-	-
Clerical Assistant IIB	1.4	2	2	1253-1480	35,512	35,512
Administrator I- 12 Mo.	1	1	1	1250-2725	27,528	27,528
Clerical Assistant IIA	1.6	1	1	1189-1401	15,539	16,194
Student Assistant	-	1	1	3.35-6.33	9,955	9,955

6610 CALIFORNIA STATE UNIVERSITY, CHICO—Continued

ORGANIZATIONAL UNIT Classification	NUMBER OF POSITIONS			EXPENDITURES		
	Filled 1983-84	Authorized 1984-85	Proposed 1985-86	Actual 1983-84	Estimated 1984-85	Proposed 1985-86
Financial Operations:				SALARY RANGE		
Temporary Help	1.1	0.6	0.6	(16,598)	9,925	9,925
Logistical Services:						
Temporary Help	-	0.2	0.2	16536- YR.	3,309	3,309
Faculty And Staff Services:						
Management Comp. Adjust -Continuing	-	-	-	-	7,497	7,497
Totals, Institutional Support	9.9	8.5	8.5	\$214,007	\$218,968	\$222,547
Totals, Continuing Education						
Revenue Fund	39.7	33.6	33.6	\$689,420	\$644,642	\$659,111
Totals, California State University, Chico	1651.1	1671.9	1671.9	\$40,661,332	\$47,744,689	\$49,243,531

6610 CALIFORNIA STATE UNIVERSITY, FRESNO ¹

General Fund:						
Instruction:						
Regular Instruction:						
Instructional Support:						
Depart. Chair-Assoc. Dean - 12 Mo.	5	9.5	9.5	\$1619-4085	\$368,170	\$376,634
Student Affairs Officer V - 12 Mo	0.1	1	1	3357-4056	40,273	42,222
Administrator IV- 12 Mo	9.8	13	13	3333-6813	686,056	686,056
Depart. Chair-Assoc. Dean - AY	7	6.9	6.9	1426-3544	289,252	291,736
Coordinator-Teacher Education-AY	0.3	0.9	0.9	1426-3544	29,156	31,357
Senior Administrative Analyst	0.3	1	1	2924-3530	35,095	36,779
Programmer III	-	1	1	2739-3305	32,875	34,442
Instruct. Computing Consultant III	-	1	1	2739-3305	32,875	34,442
Television Engineer	1	2	2	2726-3290	72,200	73,766
Librarian-12 Month	0.2	4	4	2709-3268	155,800	156,868
Radiation Safety Officer	-	1	1	2602-3139	31,217	32,718
Administrator III- 12 Mo.	11.9	13	13	2500-5450	582,912	582,912
Associate Administrative Analyst	0.5	1	1	2425-2924	30,525	33,489
Administrative Assistant II	0.2	2	2	2425-2924	58,204	60,998
Research Technician III	-	1	1	2425-2924	29,102	30,499
Programmer II	-	2	2	2273-2739	54,548	57,159
Instruct. Computing Consultant II	1	2	2	2273-2739	60,149	61,455
Speech Pathologist	1	2	2	2231-2688	59,039	60,306
Instructional Support Tech. III	1	1	1	2160-2602	31,217	31,217
Equipment Tech.Mechanical III	-	2	2	2160-2602	51,858	54,313
Equip.Tech.Electro-Mechanical III	2	2	2	2160-2602	62,434	62,434
Equipment Tech.Electronic III	4	6	6	2160-2602	173,958	177,757
Equip.Tech.Specialized Equip. III	1	1	1	2160-2602	31,217	31,217
Supv Equip Tech III-Mechanical	-	1	1	2160-2602	25,929	27,156
Supv Equip Tech III-Electronic	1	1	1	2160-2602	31,217	31,217
Administrator II- 12 Mo.	2.4	2	2	2083-4088	67,548	67,548
Clinical Laboratory Technologist IA	-	1	1	2082-2392	24,976	26,164
Glassblower, Range A	-	1	1	2063-2483	24,754	25,929
Photographer II	-	1	1	2053-2472	24,637	25,799
Heavy Equipment Mechanic	1	1	1	2047-2245	26,941	26,941
Assistant Administrative Analyst	1	1	1	2015-2425	28,552	29,102
Assistant Budget Analyst	-	1	1	2015-2425	24,180	25,329
Administrative Assistant I	3.2	8	8	2105-2425	219,481	224,719
Research Technician II	-	2	2	2105-2425	53,282	54,430
Instructional Support Tech. IIA	7.8	8	8	1970-2370	222,217	227,377
Stage Technician IIA	1.1	4	4	1970-2370	100,400	103,789
Equipment Technician,mechanical IIA	1	1	1	1970-2370	28,449	28,449
Equip.Tech.Electro-Mechanical IIA	6.9	7	7	1970-2370	199,143	199,143
Equipment Technician,electronic IIA	2.1	3	3	1970-2370	81,159	82,534
Carpenter I	-	1	1	1964-2154	23,575	24,684
Automotive Mechanic	-	1	1	1955-2144	23,456	24,565
Student Affairs Assistant II- 12 Mo	0.1	1	1	1928-2320	27,834	27,834
Crop Technician II	3	3	3	1907-2294	80,758	81,979
Livestock Technician II	0.9	2	2	1907-2294	49,482	51,506
Programmer I	-	1.8	1.8	1907-2294	45,845	46,712
Physical Therapist I	-	1	1	1822-2190	21,856	22,887
Instructional Support Tech. IA	3	3	3	1797-2160	75,829	77,788
Stage Technician IA	1	1	1	1797-2160	25,538	25,929
Costume Technician IIA	1	1	1	1797-2160	25,929	25,929
Equipment Tech.Electro-Mechanical IA	0.1	1	1	1797-2160	24,569	25,733
Equipment Tech.Specialized Equip. IA	3	3	3	1797-2160	75,324	76,428
Crop Technician I	2	2	2	1741-2091	50,187	50,187
Credential Analyst	1	2	2	1737-2086	45,858	46,826
Administrative Aid, Range A	6.2	10	10	1733-2082	229,113	235,141
Accompanist IIA	-	1	1	1718-2063	20,615	21,569
Staff Services Tech IA - Admin Sces	2	4	4	1703-2044	93,787	95,880
Library Assistant IIIA	1	1	1	1696-2034	24,415	24,415
Junior Staff Analyst	1.1	2	2	1681-2015	44,937	45,996
Research Technician I	0.1	0.5	0.5	1681-2105	10,086	10,536
Instructional Support Asst. IIIA	1	13.4	13.4	1646-1970	234,870	277,789

¹The Salary Range and amounts shown in 1984-85 and 1985-86 for the California State University do reflect the 1984-85 fiscal year salary increase adjustment.

6610 CALIFORNIA STATE UNIVERSITY, FRESNO—Continued

ORGANIZATIONAL UNIT Classification	NUMBER OF POSITIONS			EXPENDITURES		
	Filled 1983-84	Authorized 1984-85	Proposed 1985-86	Actual 1983-84	Estimated 1984-85	Proposed 1985-86
				SALARY RANGE		
Administrative Secretary, Range A	0.1	1	1	1624-1943	23,318	23,318
Slide Curator IA	1	1	1	1624-1943	22,877	23,318
Public Affairs Assistant I	2.1	2	2	1610-1925	46,192	46,192
Evaluation Technician I	1	1	1	1593-1902	22,655	22,825
Depart Secretary IIIA, Stenography	8.9	11	11	1524-1814	238,281	239,408
Clerical Assistant IVA	5	5	5	1524-1814	105,619	107,614
Senior Secretary A	3.5	3	3	1524-1814	65,293	65,293
Athletic Equipment Attendant IIA	1	1	1	1449-1718	20,615	20,615
Instructional Support Asst. IIA	2.8	3	3	1449-1718	61,846	61,846
Depart Secretary IIA, Stenography	20.3	19	19	1401-1660	373,080	376,518
Clerical Assistant IIIB	4	4	4	1401-1660	77,896	78,686
Secretary B	4.7	5	5	1401-1660	98,530	99,346
Clerical Assistant IIIA	-	0.7	0.7	1378-1632	11,580	12,072
Secretary A	2	2	2	1378-1632	39,168	39,168
Temporary Help	71.9	0.6	0.6	(1,061,599)	9,925	9,925
Power Keyboard Operator, Range A	1	1	1	1350-1597	18,768	19,166
Stock Clerk, Range A	1	1	1	1328-1570	18,840	18,840
Depart Secretary IA, Stenography	6.4	-	-	1301-1537	-	-
Athletic Equipment Attendant IA	0.3	-	-	1290-1524	-	-
Depart Secretary IA	0.3	-	-	1280-1511	-	-
Clerical Assistant IIB	1	1	1	1253-1480	17,756	17,756
Administrator I- 12 Mo.	3.1	5	5	1250-2725	123,390	123,390
Clerical Assistant IIA	0.8	1	1	1189-1401	14,912	15,551
Student Assistant	41.5	-	-	(368,683)	-	-
Overtime	-	-	-	(15,865)	-	-
Instructional Faculty:						
Lecturer - 12 Mo - D	1.5	3	3	3381-4085	137,682	140,579
Professor - 12 Mo	9.1	12	12	3381-4085	561,452	576,072
Head Coach-12 Month	4.1	6	6	3381-4085	275,364	281,159
Principal Vocational Instr - 12 Mo.	6.2	9.5	9.5	3381-4085	449,243	461,193
Lecturer - AY - D	10.3	13	13	2936-3544	499,144	522,647
Professor - AY	441.2	449	449	2936-3544	18,605,653	18,928,267
Head Coach-AY	1	3	3	2936-3544	112,222	116,397
Part Time Faculty-AY	137.9	-	-	(2,963,138)	-	-
Lecturer - 12 Mo - C	1.2	1	1	2674-3225	36,681	38,703
Associate Professor-12 Month	2.7	4	4	2674-3225	140,994	146,907
Coach-12 Month	15	16	16	2674-3225	589,008	608,482
Lecturer - AY - C	16.4	20	20	2325-2802	614,170	637,758
Associate Professor-AY	85.3	89	89	2325-2802	2,854,969	2,935,625
Coach-AY	1.9	4	4	2325-2802	123,562	127,122
Lecturer - 12 Mo - B	-	1	1	2120-2552	27,715	29,225
Coaching Specialist-12 Month	0.9	2	2	2120-2552	55,678	57,261
Intermediate Vocational Instr.-12 Mo	1.8	-	-	2120-2552	-	-
Sabbatical Leave Replacement	6.4	13.5	13.5	(138,452)	325,654	327,886
Substitute Faculty	0.6	-	-	(13,616)	-	-
Lecturer - AY - B	17.6	21.5	21.5	1847-2220	547,005	568,719
Assistant Professor-AY	11.6	103.9	103.9	1847-2220	2,400,246	2,828,201
Graduate Assistant	37.3	-	-	(166,974)	-	-
Faculty Promotions - New	-	-	-	-	-	40,136
Faculty Promotions - Continuing	-	-	-	-	38,424	88,979
Exceptional Merit Service Awards	-	-	-	(49,500)	-	-
Totals, Instruction	1094	1014.7	1014.7	\$30,955,082	\$35,240,267	\$36,448,880
Academic Support:						
Libraries:						
Professor - 12 Mo	0.1	-	-	3381-4085	-	-
Administrator IV- 12 Mo.	1	1	1	3333-6813	54,144	54,144
Supervising Librarian-12mo	3	3	3	2709-3268	116,850	117,651
Librarian-12 Month	0.1	3.3	3.3	2709-3268	128,535	129,416
Administrator III- 12 Mo.	1	2	2	2500-5450	75,550	75,550
Superv Assoc. Librarian-12 Month	5	5	5	2467-2974	177,248	178,463
Associate Librarian-12 Month	3	3	3	2467-2974	106,349	107,078
Administrative Assistant I	-	1	1	2105-2425	24,180	25,329
Senior Assistant Librarian-12 Month	9.9	12.8	12.8	1914-2646	400,943	405,065
Programmer I	-	1	1	1907-2294	22,887	23,971
Staff Services Tech IA - Admin Sces	0.7	1	1	1703-2044	20,916	21,868
Supervising Library Assistant IIIA	-	2	2	1699-2038	40,783	42,615
Library Assistant IIIA	1.1	2	2	1696-2034	43,584	45,592
Assistant Librarian-12 Month	2	2	2	1652-2270	63,085	63,518
Library Assistant IIA	7.5	9	9	1557-1855	196,105	197,576
Clerical Assistant IVA	1	1	1	1524-1814	21,764	21,764
Senior Secretary A	0.2	1	1	1524-1814	18,291	19,088
Clerical Assistant IIIB	-	1	1	1401-1660	19,910	19,910
Clerical Assistant IIIA	2	1	1	1378-1632	19,584	19,584
Library Assistant IA	8.1	5	5	1378-1632	97,312	97,452
Temporary Help	18.9	12.4	12.4	(279,352)	205,120	205,120
Clerical Assistant IIA	1.5	1.1	1.1	1189-1401	18,498	18,498
Student Assistant	17.2	15.3	15.3	(153,100)	152,315	152,315
Exceptional Merit Service Awards	-	-	-	(1,500)	-	-
Audio-Visual Services:						
Audio Visual Coordinator-12 Month	-	2	2	1619-4085	97,382	98,049
Administrator III- 12 Mo.	1.9	1	1	2500-5450	47,568	47,568
Administrator III- A.Y.	0.5	1	1	2500-5450	36,948	36,948
Equip.Tech.Electro-Mechanical III	1	3	3	2160-2602	83,075	85,530

6610 CALIFORNIA STATE UNIVERSITY, FRESNO—Continued

ORGANIZATIONAL UNIT	NUMBER OF POSITIONS			EXPENDITURES		
	Classification	Filed 1983-84	Authorized 1984-85	Proposed 1985-86	Actual 1983-84	Estimated 1984-85
SALARY RANGE						
Photographer II	1	1	1	2053-2472	29,663	29,663
Graphic Artist II	-	1	1	2053-2472	24,637	25,799
Equip.Tech.Electro-Mechanical IIA	0.1	1	1	1970-2370	23,644	24,754
Equipment Technician,electronic IIA	-	2	2	1970-2370	47,289	49,508
Media Production Specialist II	1	1	1	1970-2370	28,449	28,449
Graphic Artist I	2	2	2	1789-2150	50,629	51,597
Graphics Spec IIA,graphics Art-techn	1	1	1	1524-1814	21,764	21,764
Instructional Support Asst. IIA	-	1	1	1449-1718	17,391	18,135
Temporary Help	4.3	1.6	1.6	(63,822)	26,467	26,467
Student Assistant	2.7	-	-	(24,224)	-	-
Television Services:						
Coordinator - 12 Mo	-	1	1	1619-4085	48,691	49,024
Television Engineer	-	1	1	2726-3290	32,718	34,285
Administrative Assistant I	0.5	1	1	2105-2425	24,180	25,329
Computing Support:						
Administrator IV- 12 Mo.	1	1	1	3333-6813	51,000	51,000
Instruct. Computing Consultant III	-	2	2	2739-3305	65,750	68,883
Associate Systems Analyst	1	1	1	2578-3109	35,319	37,027
Assoc. Systems Software Specialist	0.1	1	1	2578-3109	31,421	32,923
Administrator III- 12 Mo.	3	3	3	2500-5450	116,748	116,748
Associate Administrative Analyst	0.1	1	1	2425-2924	29,335	30,740
Programmer II	1.2	5.5	5.5	2273-2739	156,805	162,728
Instruct. Computing Consultant II	1	1	1	2273-2739	29,937	31,374
Assist Systems Software Specialist	0.7	1	1	2140-2578	25,681	26,908
Administrator II- 12 Mo.	1	1	1	2083-4088	30,780	30,780
Assistant Administrative Analyst	0.8	1	1	2015-2425	24,180	25,329
Equipment Technician,electronic IIA	-	1	1	1970-2370	23,644	24,754
Programmer I	1.6	3.5	3.5	1907-2294	81,844	85,714
Senior Computer Operator, Range A	1	1	1	1610-1925	23,096	23,096
Senior Data Control Tech., Range A	0.4	-	-	1486-1764	-	-
Computer Operator, Range A	1.8	-	-	1419-1681	-	-
Temporary Help	11.6	-	-	(170,890)	-	-
Administrator I- 12 Mo.	0.6	1	1	1250-2725	20,748	20,748
Student Assistant	2.5	-	-	(22,285)	-	-
Overtime	-	-	-	(7,071)	-	-
Evening And Night Shift Differential	-	-	-	(1,395)	-	-
Ancillary Support:						
College Farm:						
Production Manager - 12 Mo	3	4	4	1619-4085	192,150	195,720
Part Time Faculty-AY	0.1	-	-	(3,214)	-	-
Veterinarian II	-	1	1	2795-3374	33,550	35,159
Administrator III- 12 Mo.	1	1	1	2500-5450	44,652	44,652
Refrigeration Mechanic	-	1	1	2256-2476	27,073	28,354
Administrator II- 12 Mo.	1	2	2	2083-4088	59,456	59,456
Carpenter II	-	1	1	2057-2256	24,684	25,846
Electrician I	0.5	1	1	2057-2256	24,684	25,846
Plumber I	0.4	1	1	2057-2256	24,684	25,846
Maintenance Mechanic	-	1	1	2057-2256	24,684	25,846
Heavy Equipment Mechanic	0.6	1	1	2047-2245	24,952	26,132
Carpenter I	-	1	1	1964-2154	23,575	24,684
Painter I	0.5	1	1	1964-2154	23,575	24,684
Blacksmith	-	2	2	1911-2095	45,857	48,022
Crop Technician II	3.1	3	3	1907-2294	77,949	79,790
Livestock Technician II	5	5	5	1907-2294	133,942	135,828
Feed Mill Operator	1	1	1	1907-2294	27,535	27,535
Tractor Operator-Laborer, Range A	0.8	1	1	1741-1907	22,288	22,577
Temporary Help	3.8	-	-	(55,405)	-	-
Administrator I- 12 Mo.	1	1	1	1250-2725	26,880	26,880
Student Assistant	4.5	-	-	(40,170)	-	-
Overtime	-	-	-	(154)	-	-
Exceptional Merit Service Awards	-	-	-	(1,500)	-	-
Master Of Social Work:						
Administrator IV- 12 Mo.	1	1	1	3333-6813	54,144	54,144
Administrative Assistant II	1	1	1	2425-2924	35,095	35,095
Student Writing Skills:						
Part Time Faculty-AY	0.9	-	-	(18,966)	-	-
Temporary Help	0.4	-	-	(5,943)	-	-
Student Assistant	4.5	-	-	(40,384)	-	-
Totals, Academic Support	162.8	163.5	163.5	\$3,297,786	\$4,362,145	\$4,435,284
Student Service:						
Social And Cultural Development:						
Student Affairs Officer V - 12 Mo	-	0.5	0.5	3357-4056	20,137	21,111
Administrator III- 12 Mo.	2.5	3	3	2500-5450	137,160	137,160
Student Affairs Assistant II- 12 Mo	2	2	2	1928-2320	55,668	55,668
Clerical Assistant IIIA	1	1	1	1378-1632	19,584	19,584
Temporary Help	3	0.3	0.3	(44,903)	4,962	4,962
Clerical Assistant IIB	1.3	0.3	0.3	1253-1480	5,254	5,327
Student Assistant	1.7	-	-	(15,116)	-	-
Supplementary Educational Serv.-Eop:						
Administrator III- 12 Mo.	0.5	1	1	2500-5450	38,110	38,110
Student Affairs Officer - 12 Mo.	4.7	4.9	4.9	2104-2534	144,138	146,797
Administrator II- 12 Mo.	0.4	1	1	2083-4088	35,256	35,256
Student Affairs Assistant II- 12 Mo	2	2	2	1928-2320	50,079	52,442

6610 CALIFORNIA STATE UNIVERSITY, FRESNO—Continued

1
2
3
4
5
6
7
8
9
10
11
12
13
14
15
16
17
18
19
20
21
22
23
24
25
26
27
28
29
30
31
32
33
34
35
36
37
38
39
40
41
42
43
44
45
46
47
48
49
50
51
52
53
54
55
56
57
58
59
60
61
62
63
64
65
66
67
68
69
70
71
72
73
74
75
76
77
78
79
80
81
82
83
84
85
86
87
88
89
90
91
92
93
94
95
96
97
98

ORGANIZATIONAL UNIT Classification	NUMBER OF POSITIONS			EXPENDITURES		
	Filed 1983-84	Authorized 1984-85	Proposed 1985-86	Actual 1983-84	Estimated 1984-85	Proposed 1985-86
				SALARY RANGE		
Student Affairs Assistant I - 12 Mo	0.8	-	-	1684-2019	-	-
Clerical Assistant IIIB	1	1	1	1401-1660	16,542	17,247
Temporary Help	5	1.6	1.6	(73,291)	26,467	26,467
Clerical Assistant IIB	1	-	-	1253-1480	-	-
Clerical Assistant IIA	1	-	-	1189-1401	-	-
Student Assistant	7	6	6	(62,189)	59,731	59,731
Counseling And Career Guidance:						
Counseling:						
Counselor - AY - Professor	1	1	1	2915-3519	42,222	42,222
Student Affairs Officer V - AY	3.2	4.5	4.5	2915-3519	182,289	184,964
Administrator III- 12 Mo.	2.5	2	2	2500-5450	83,830	83,830
Administrator III- A.Y.	0.5	1	1	2500-5450	31,760	31,760
Student Affairs Officer IV - AY	0.6	3	3	2309-2782	88,787	91,429
Student Affairs Officer - 12 Mo.	0.1	0.1	0.1	2104-2534	3,040	3,040
Administrator II- 12 Mo.	1	1	1	2083-4088	27,500	27,500
Student Affairs Assistant II- 12 Mo	1	1	1	1928-2320	27,834	27,834
Programmer I	-	0.3	0.3	1907-2294	6,865	7,191
Student Affairs Officer III - AY	2.5	2.5	2.5	1833-2204	65,145	65,723
Clerical Assistant IIIA	1	1	1	1378-1632	19,584	19,584
Temporary Help	6.8	2	2	(100,420)	33,084	33,084
Student Assistant	3.2	-	-	(28,509)	-	-
Testing:						
Student Affairs Officer V - 12 Mo	1	1	1	3357-4056	48,671	48,671
Student Affairs Officer - 12 Mo.	1	2	2	2104-2534	55,655	56,846
Temporary Help	2.7	0.5	0.5	(39,649)	8,271	8,271
Student Assistant	0.2	-	-	(1,886)	-	-
Placement:						
Superv Stdnt Affairs Off IV-12 Mo	0.1	1	1	2655-3202	31,850	33,380
Administrator III- 12 Mo.	1.5	1	1	2500-5450	36,948	36,948
Student Affairs Officer - 12 Mo.	0.5	2	2	2104-2534	60,796	60,796
Student Affairs Assistant II- 12 Mo	4	5	5	1928-2320	123,376	133,891
Secretary B	-	1	1	1401-1660	19,910	19,910
Clerical Assistant IIIA	0.7	1	1	1378-1632	17,355	18,102
Temporary Help	4.5	0.3	0.3	(67,105)	4,962	4,962
Clerical Assistant IIB	0.9	0.9	0.9	1253-1480	15,981	15,981
Student Assistant	1	-	-	(8,871)	-	-
Financial Aid:						
Administrator III- 12 Mo.	1.3	2	2	2500-5450	89,676	89,676
Administrative Assistant II	-	1	1	2425-2924	29,102	30,499
Student Affairs Officer - 12 Mo.	1	1.1	1.1	2104-2534	33,438	33,438
Superv Stdnt Affairs Off III-12 Mo.	0.9	1.5	1.5	2104-2534	43,027	43,622
Administrator II- 12 Mo.	0.5	1	1	2083-4088	27,888	27,888
Research Technician II	0.8	-	-	2105-2425	-	-
Student Affairs Assistant II- 12 Mo	2.9	6	6	1928-2320	157,139	161,930
Staff Services Tech IA - Admin Sees	0.8	1	1	1703-2044	24,511	24,511
Student Affairs Assistant I - 12 Mo	1	1	1	1684-2019	20,209	21,111
Research Technician I	-	1	1	1681-2105	24,180	24,180
Stud. Pers Tech, Financial Aid, Rg A	2.6	3	3	1593-1902	64,772	65,596
Clerical Assistant IIIB	1	1	1	1401-1660	19,910	19,910
Secretary B	1	1	1	1401-1660	19,910	19,910
Temporary Help	8.5	0.5	0.5	(124,960)	8,271	8,271
Clerical Assistant IIB	0.5	0.5	0.5	1253-1480	8,393	8,675
Clerical Assistant IIA	1.4	0.4	0.4	1189-1401	5,825	6,068
Student Assistant	2.7	0.5	0.5	(24,163)	4,978	4,978
Student Support:						
Health Services:						
Physician II-12 Mo - Range A	1.9	3.6	3.6	4680-5664	225,797	230,193
Physician II-10 Mo - Range A	1.1	3.4	3.4	4680-5664	169,778	175,202
Physician I-12 Mo - Range A	-	0.5	0.5	4462-5374	26,775	28,076
Physician I-10 Mo - Range A	1.9	2.1	2.1	4462-5374	111,958	112,175
Administrator IV- 12 Mo.	1	1.5	1.5	3333-6813	92,828	92,828
Pharmacist - 10 Month Range A	-	0.1	0.1	2578-3109	2,577	2,700
Pharmacist - 12 Month	1	1	1	2578-3109	37,314	37,314
Administrative Assistant II	1	1	1	2425-2924	33,103	34,693
Clinical Lab. Technologist IIA	1	1	1	2180-2676	31,517	31,517
Student Affairs Officer - 12 Mo.	0.5	0.5	0.5	2104-2534	14,856	15,199
Administrator II- 12 Mo.	1	1	1	2083-4088	29,232	29,232
Clinical Laboratory Technologist IA	2	2	2	2082-2392	57,420	57,420
Nurse Practitioner 10 Month Range A	3.3	4	4	2025-2437	97,458	97,458
Administrative Assistant I	-	1	1	2105-2425	24,180	25,329
Student Affairs Assistant II- 12 Mo	1	2	2	1928-2320	50,763	52,058
Physical Therapist II	-	0.5	0.5	1925-2315	11,548	12,090
Health Educator	-	1	1	1925-2315	23,096	24,180
Programmer I	-	0.2	0.2	1907-2294	4,578	4,795
Registered Nurse II-10 Month Rng A	1	1	1	1847-2221	22,202	22,202
Physical Therapist I	-	0.5	0.5	1822-2190	10,928	11,444
Radiologic Technologist IIA	1	1	1	1805-2170	26,034	26,034
Administrative Aid, Range A	1	1	1	1733-2082	24,976	24,976
Registered Nurse I - 10 Month Rng A	1.1	1.1	1.1	1726-2072	22,791	22,791
Student Affairs Assistant I - 12 Mo	-	3	3	1684-2019	66,969	68,926
Health Record Technician	1	1	1	1524-1814	21,764	21,764
Clerical Assistant IIIA	0.2	1	1	1378-1632	19,036	19,584
Secretary A	1	0.6	0.6	1378-1632	9,925	10,348
Temporary Help	9.1	2.8	2.8	(134,294)	46,317	46,317

6610 CALIFORNIA STATE UNIVERSITY, FRESNO—Continued

ORGANIZATIONAL UNIT	NUMBER OF POSITIONS			EXPENDITURES		
	Filed 1983-84	Authorized 1984-85	Proposed 1985-86	Actual 1983-84	Estimated 1984-85	Proposed 1985-86
				SALARY RANGE		
Student Assistant	0.5	-	-	(4,255)		
Housing Services:						
Administrator III- 12 Mo.	0.6	1	1	2500-5450	40,608	40,608
Clerical Assistant IVA	1	1	1	1524-1814	21,764	21,764
Disabled Students:						
Student Affairs Officer - 12 Mo.	-	1.6	1.6	2104-2534	45,552	46,266
Student Affairs Assistant I - 12 Mo	-	1	1	1684-2019	24,224	24,224
Temporary Help	5.9	2.6	2.6	(86,730)	43,009	43,009
Clerical Assistant IIA	2	-	-	1189-1401	-	-
Student Assistant	1.4	1	1	(12,415)	9,955	9,955
Totals, Student Service	146.8	129.8	129.8	\$3,131,020	\$3,735,864	\$3,788,715
Institutional Support:						
Executive Management:						
President	1	1	1	4884-7341	87,240	87,240
Student Affairs Officer V - 12 Mo	0.1	1	1	3357-4056	40,273	42,222
Administrator IV- 12 Mo.	7	7	7	3333-6813	407,892	407,892
Administrator III- 12 Mo.	7	7	7	2500-5450	313,908	313,908
Associate Administrative Analyst	-	1	1	2425-2924	29,102	30,499
Administrator II- 12 Mo.	2	2	2	2083-4088	62,756	62,756
Administrative Assistant I	1	1	1	2105-2425	29,102	29,102
Senior Secretary A	0.4	1	1	1524-1814	18,291	19,088
Clerical Assistant IIIA	0.6	1	1	1378-1632	19,584	19,584
Temporary Help	14.9	-	-	(219,567)	-	-
Administrator I- 12 Mo.	1	1	1	1250-2725	26,748	26,748
Student Assistant	4.7	-	-	(41,988)	-	-
Overtime	-	-	-	(2,002)	-	-
Financial Operations:						
Senior Administrative Analyst	0.5	1	1	2924-3530	35,095	36,779
Administrator III- 12 Mo.	0.3	3	3	2500-5450	125,772	125,772
Administrative Assistant II	-	1	1	2425-2924	29,102	30,499
Research Technician III	0.2	1	1	2425-2924	29,102	30,499
Programmer II	0.7	0.9	0.9	2273-2739	26,226	27,010
Administrator II- 12 Mo.	3	3	3	2083-4088	95,232	95,232
Assistant Budget Analyst	-	1	1	2015-2425	24,180	25,329
Administrative Assistant I	1	1.1	1.1	2105-2425	31,519	31,635
Student Affairs Assistant II- 12 Mo	1	1	1	1928-2320	27,625	27,834
Public Affairs Assistant II	1	1	1	1838-2210	26,530	26,530
Payroll Personnel Trans Clerk IIIA	0.8	1	1	1733-2082	24,967	24,967
Administrative Aid, Range A	0.6	1	1	1733-2082	24,976	24,976
Staff Services Tech IA - Personnel	1	1	1	1703-2044	24,511	24,511
Staff Services Tech IA - Budget	0.1	1	1	1703-2044	20,763	21,703
Staff Services Tech IA - Admin Sces	0.1	1	1	1703-2044	24,511	24,511
Junior Staff Analyst	0.1	1	1	1681-2015	23,728	24,180
Accounting Technician IIIA	2	2	2	1660-1988	47,707	47,707
Stud. Pers Tech, Financial Aid, Rg A	0.9	1	1	1593-1902	22,825	22,825
Supervising Account Clerk IA	1	1	1	1557-1855	21,599	22,260
Payroll Personnel Transact Clk IIA	1.4	2	2	1524-1814	43,522	43,522
Clerical Assistant IVA	1	1	1	1524-1814	21,764	21,764
Senior Cashier Clerk, Range A	1	1	1	1419-1681	16,998	17,723
Senior Account Clerk, Range A	1.9	2	2	1419-1681	39,544	40,248
Accounting Technician IIA	1	1	1	1419-1681	20,124	20,124
Clerical Assistant IIIB	1	1	1	1401-1660	19,910	19,910
Secretary B	1	2	2	1401-1660	37,219	37,966
Clerical Assistant IIIA	3	3	3	1378-1632	58,752	58,752
Secretary A	0.1	-	-	1378-1632	-	-
Temporary Help	16	0.9	0.9	(236,069)	14,888	14,888
Payroll Personnel Transact Clk IA	0.4	-	-	1311-1550	-	-
Administrator I- 12 Mo.	2.9	4	4	1250-2725	101,892	101,892
Intermediate Account Clerk, Range A	1	-	-	1223-1443	-	-
Clerical Assistant IIA	1	-	-	1189-1401	-	-
Student Assistant	0.6	-	-	(5,171)	-	-
Overtime	-	-	-	(324)	-	-
General Administrative Services:						
Student Admissions And Records:						
Student Affairs Assistant IV	2	2	2	2510-3027	70,840	72,507
Administrator III- 12 Mo.	0.5	1	1	2500-5450	47,100	47,100
Student Affairs Officer - 12 Mo.	0.3	3	3	2104-2534	91,194	91,194
Superv Stndt Affairs Off III-12 Mo.	0.2	1	1	2104-2534	25,257	26,448
Administrator II- 12 Mo.	0.5	1	1	2083-4088	35,256	35,256
Student Affairs Assistant III	-	2	2	2066-2487	49,573	51,928
Administrative Assistant I	-	1	1	2105-2425	24,180	25,329
Student Affairs Assistant II- 12 Mo	0.5	4	4	1928-2320	94,215	98,649
Superv Stndt Affairs Asst II -12 Mo.	1	2	2	1928-2320	50,973	52,058
Programmer I	-	1	1	1907-2294	22,887	23,971
Credential Analyst	-	2	2	1737-2086	41,673	43,609
Staff Services Tech IA - Admin Sces	0.5	1	1	1703-2044	20,459	21,372
Evaluation Technician I	7.3	11.5	11.5	1593-1902	247,942	251,816
Clerical Assistant IVA	0.1	1	1	1524-1814	20,502	21,442
Secretary B	1	1	1	1401-1660	19,910	19,910
Clerical Assistant IIIA	7.6	8.6	8.6	1378-1632	165,794	167,943
Temporary Help	22.5	1.5	1.5	(331,600)	24,813	24,813
Mail Clerk, Range A	1	1	1	1280-1511	18,135	18,135
Administrator I- 12 Mo.	2.5	4	4	1250-2725	81,450	81,450

6610 CALIFORNIA STATE UNIVERSITY, FRESNO—Continued

1
2
3
4
5
6
7
8
9
10
11
12
13
14
15
16
17
18
19
20
21
22
23
24
25
26
27
28
29
30
31
32
33
34
35
36
37
38
39
40
41
42
43
44
45
46
47
48
49
50
51
52
53
54
55
56
57
58
59
60
61
62
63
64
65
66
67
68
69
70
71
72
73
74
75
76
77
78
79
80
81
82
83
84
85
86
87
88
89
90
91
92
93
94
95
96
97
98

ORGANIZATIONAL UNIT Classification	NUMBER OF POSITIONS			EXPENDITURES		
	Filed 1983-84	Authorized 1984-85	Proposed 1985-86	Actual 1983-84	Estimated 1984-85	Proposed 1985-86
				SALARY RANGE		
Clerical Assistant IIA	6.4	6.2	6.2	1189-1401	100,740	101,830
Student Assistant	3.9	-	-	(35,027)	-	-
Overtime	-	-	-	(21,562)	-	-
Student Affirmative Action:						
Administrator III- 12 Mo.	1	1	1	2500-5450	35,436	35,436
Temporary Help	6.9	1	1	(101,272)	16,542	16,542
Student Assistant	1.9	-	-	(16,849)	-	-
Employee Personnel And Records:						
Professor - 12 Mo	-	0.5	0.5	3381-4085	24,345	24,513
Student Affairs Officer V - 12 Mo	-	1	1	3357-4056	40,273	42,222
Administrator III- 12 Mo.	1.7	2	2	2500-5450	83,830	83,830
Administrator II- 12 Mo.	2	3	3	2083-4088	87,256	87,256
Administrative Assistant I	1	0.4	0.4	2105-2425	9,672	10,131
Temporary Help	3.2	0.1	0.1	(46,556)	1,654	1,654
Clerical Assistant IIB	0.6	0.3	0.3	1253-1480	5,327	5,327
Administrator I- 12 Mo.	-	1	1	1250-2725	30,000	30,000
Student Assistant	-	-	-	(299)	-	-
Logistical Services:						
Support Operations:						
Administrator III- 12 Mo.	-	1	1	2500-5450	40,176	40,176
Administrator II- 12 Mo.	2.9	3	3	2083-4088	103,128	103,128
Heavy Equipment Mechanic	1	1	1	2047-2245	26,941	26,941
Sanitarian II	-	1	1	2025-2437	24,297	25,446
Assistant Administrative Analyst	-	1	1	2015-2425	24,180	25,329
Administrative Assistant I	1	1	1	2105-2425	29,102	29,102
Automotive Mechanic	0.7	1	1	1955-2144	25,436	25,727
Programmer I	1	1	1	1907-2294	22,887	23,971
Procurement Assistant, Range A	2	2	2	1838-2210	53,060	53,060
Student Affairs Assistant I - 12 Mo	0.3	4	4	1684-2019	84,899	88,788
Property Clerk IIA	1	1	1	1624-1943	23,318	23,318
Purchasing Agent, Range A	1	1	1	1550-1847	22,163	22,163
Clerical Assistant IIIA	1	1	1	1378-1632	19,584	19,584
Secretary A	1	1	1	1378-1632	19,584	19,584
Reproduction Processes Asst, Range A	2	2	2	1378-1632	39,168	39,168
Temporary Help	11.1	0.8	0.8	(164,176)	13,233	13,233
Supervising Telephone Oper., range A	1	1	1	1344-1590	19,088	19,088
Stock Clerk, Range A	4.2	1	1	1328-1570	18,840	18,840
Administrator I- 12 Mo.	2.5	4	4	1250-2725	97,500	97,500
Overtime	-	-	-	(303)	-	-
Public Safety:						
Administrator III- 12 Mo.	0.5	1	1	2500-5450	38,549	38,549
Supervising Public Safety Officer I	3.6	3	3	2194-2643	95,150	95,150
Public Safety Investigator	2	2	2	2095-2523	60,543	60,543
Administrator II- 12 Mo.	0.8	1.5	1.5	2083-4088	44,386	44,386
Public Safety Officer	8.5	11.1	11.1	2001-2408	308,918	312,600
Temporary Help	1.1	-	-	(16,376)	-	-
Student Assistant	1.5	-	-	(13,457)	-	-
Overtime	-	-	-	(5,961)	-	-
Evening And Night Shift Differential	-	-	-	(4,137)	-	-
Physical Plant Operations:						
Maintenance Office Administration:						
Administrator III- 12 Mo.	1	2	2	2500-5450	75,250	75,250
Administrative Assistant II	-	1	1	2425-2924	29,102	30,499
Administrator II- 12 Mo.	1	1	1	2083-4088	33,804	33,804
Drafting Technician IIA	1	1	1	1970-2370	28,449	28,449
Carpenter I	0.5	1	1	1964-2154	25,846	25,846
Temporary Help-Plant Operations	3.8	-	-	(69,345)	-	-
Purchasing Agent, Range A	1	1	1	1550-1847	22,163	22,163
Overtime	-	-	-	(226)	-	-
Utility Plants:						
Refrigeration Mechanic	1.5	2.4	2.4	2256-2476	70,256	70,767
Administrator II- 12 Mo.	0.8	2	2	2083-4088	57,948	57,948
Building Service Engineer	3	4	4	1964-2256	104,795	105,904
Operating Engineer	2	3.1	3.1	1722-1885	69,902	69,995
Overtime	-	-	-	(3,164)	-	-
Evening And Night Shift Differential	-	-	-	(1,027)	-	-
Building Maintenance:						
Supervising Electrician	1	1	1	2256-2476	29,713	29,713
Supervising Plumber	1	1	1	2256-2476	29,713	29,713
Refrigeration Mechanic	1.5	1.9	1.9	2256-2476	54,079	55,232
Supervising Carpenter	1	1	1	2154-2363	28,354	28,354
Supervising Painter	1.3	1	1	2154-2363	27,073	28,354
Materials Fabrication Specialist	1	2	2	2154-2363	54,199	55,427
Locksmith II	1	1	1	2154-2363	28,354	28,354
Administrator II- 12 Mo.	2.4	2	2	2083-4088	80,472	80,472
Electrician I	2.5	3	3	2057-2256	81,220	81,220
Plumber I	1.8	2	2	2057-2256	52,725	53,942
Maintenance Mechanic	1.1	2	2	2057-2256	50,336	52,714
Administrative Assistant I	-	1	1	2105-2425	29,102	29,102
Carpenter I	2.9	3	3	1964-2154	77,537	77,537
Painter I	4.6	5.5	5.5	1964-2154	139,880	140,989
Locksmith I	1	1	1	1964-2154	25,846	25,846
Building Service Engineer	0.4	1	1	1964-2256	23,575	24,684
Fusion Welder	-	1	1	1955-2144	23,456	24,565

6610 CALIFORNIA STATE UNIVERSITY, FRESNO—Continued

ORGANIZATIONAL UNIT Classification	NUMBER OF POSITIONS			EXPENDITURES		
	Filed 1983-84	Authorized 1984-85	Proposed 1985-86	Actual 1983-84	Estimated 1984-85	Proposed 1985-86
				SALARY RANGE		
Temporary Help-Plant Operations	1	0.2	0.2	(19,034)	4,116	4,116
Clerical Assistant IVA	1	1	1	1524-1814	21,764	21,764
Groundswoker, Range A	-	0.7	0.7	1419-1610	11,918	12,429
Overtime	-	-	-	(1,601)	-	-
Grounds Maintenance:						
Administrator II- 12 Mo.	1	1	1	2083-4088	27,500	27,500
Operating Engineer	1	1	1	1722-1885	22,612	22,612
Building Maintenance Worker	3.1	5	5	1715-1876	108,676	110,524
Temporary Help-Plant Operations	0.2	0.1	0.1	(4,308)	2,058	2,058
Lead Groundswoker, Range A	2.7	3	3	1610-1925	66,964	67,926
Tree Trimmer IIA	1	1	1	1610-1925	23,096	23,096
Irrigation Specialist	0.9	1	1	1543-1838	22,065	22,065
Gardening Specialist, Range A	1	1	1	1543-1838	22,065	22,065
Groundswoker, Range A	13.5	18	18	1419-1610	339,531	342,913
Laborer, Range A	1	1	1	1419-1543	17,025	17,756
Student Assistant	2.4	-	-	(21,098)	-	-
Overtime	-	-	-	(412)	-	-
Evening And Night Shift Differential	-	-	-	(841)	-	-
Custodial Services:						
Administrator II- 12 Mo.	0.5	1	1	2083-4088	28,032	28,032
Electrician I	0.6	1	1	2057-2256	27,073	27,073
Sheet Metal Worker	1	1	1	2057-2256	27,073	27,073
Planner-estimator-scheduler	2	2	2	2015-2425	57,764	58,204
Carpenter I	0.5	1	1	1964-2154	24,684	25,846
Programmer I	-	1	1	1907-2294	22,887	23,971
Operating Engineer	1	1	1	1722-1885	20,671	21,608
Temporary Help-Plant Operations	0.4	-	-	(6,982)	-	-
Staff Services Tech IA - Admin Secs	0.1	1	1	1703-2044	21,068	22,034
Skilled Labor	1	1	1	1678-1834	22,004	22,004
Truck Driver, Range A	1	1	1	1667-1822	21,856	21,856
Automotive Equipment Operator IA	1	1	1	1667-1822	21,856	21,856
Gardening Specialist, Range A	-	0.8	0.8	1543-1838	14,821	15,458
Storekeeper IA	1	1	1	1431-1696	20,354	20,354
Campus Guard, Range A	1	1	1	1425-1688	20,263	20,263
Groundswoker, Range A	2	2	2	1419-1610	34,050	35,512
Laborer, Range A	1.9	2	2	1419-1543	37,053	37,053
Stock Clerk, Range A	1	1	1	1328-1570	18,840	18,840
Lead Custodian, Range A	5.9	6	6	1295-1531	110,219	110,219
Administrator I- 12 Mo.	6.1	6	6	1250-2725	126,186	126,186
Custodian, Range A	56.5	61.4	61.4	1203-1419	1,024,735	1,034,700
Overtime	-	-	-	(1,450)	-	-
Evening And Night Shift Differential	-	-	-	(6)	-	-
Plant Expansion And Modification:						
Temporary Help-Plant Operations	0.1	-	-	(2,055)	-	-
Faculty And Staff Services:						
Overtime	-	-	-	-	57,026	57,026
Management Comp. Adjustment -New	-	-	-	-	-	140,519
Management Comp. Adjust -Continuing	-	-	-	-	520,405	521,842
Evening And Night Shift Differential	-	-	-	-	12,825	12,825
Non-Faculty Reclass - New	-	-	-	-	-	57,538
Non-Faculty Reclass - Continuing	-	-	-	-	56,645	130,283
Management Reclass - New	-	-	-	-	-	16,862
Management Reclass - Continuing	-	-	-	-	12,071	27,763
Community Relations:						
Student Affairs Officer IV - 12 Mo	1	1	1	2655-3202	38,429	38,429
Administrator III- 12 Mo.	0.7	0.7	0.7	2500-5450	34,390	34,390
Public Affairs Assistant II	0.5	0.5	0.5	1838-2210	13,065	13,265
Temporary Help	1.8	-	-	(27,144)	-	-
Student Assistant	0.4	-	-	(3,819)	-	-
Totals, Institutional Support	374	356.7	356.7	\$7,442,016	\$9,425,721	\$9,822,183
Independent Operations:						
Institutional Operations:						
Part Time Faculty-AY	31.1	-	-	(668,299)	-	-
Physical Therapist II	0.3	-	-	1925-2315	-	-
Temporary Help	37.9	25	25	(559,693)	413,549	413,549
Clerical Assistant IIA	0.3	-	-	1189-1401	-	-
Student Assistant	37	-	-	(328,692)	-	-
Overtime	-	-	-	(34,756)	-	-
Evening And Night Shift Differential	-	-	-	(667)	-	-
Totals, Independent Operations ..	106.6	25	25	\$1,603,329	\$413,549	\$413,549
Totals, General Fund	1884.2	1689.7	1689.7	\$46,429,233	\$53,177,546	\$54,908,611
Dormitory Revenue Fund- Housing:						
Student Service:						
Student Support:						
Student Affairs Officer - 12 Mo.	1	-	-	2104-2534	-	-
Student Affairs Assistant II- 12 Mo	-	1	1	1928-2320	27,834	27,834
Student Affairs Assistant I - 12 Mo	1	1	1	1684-2019	24,224	24,224
Resident Assistant	3.5	3.6	3.6	(10,200)	13,266	13,266
Totals, Student Service	5.5	5.6	5.6	\$57,758	\$65,324	\$65,324

6610 CALIFORNIA STATE UNIVERSITY, FRESNO—Continued

ORGANIZATIONAL UNIT Classification	NUMBER OF POSITIONS			EXPENDITURES		
	Filled 1983-84	Authorized 1984-85	Proposed 1985-86	Actual 1983-84	Estimated 1984-85	Proposed 1985-86
Institutional Support:						
Financial Operations:						
Clerical Assistant IIIA	1	-	-	1378-1632	-	-
Temporary Help	2.4	0.5	0.5	(36,052)	8,271	8,271
Clerical Assistant IIA	2	2	2	1189-1401	30,984	31,987
Overtime	-	-	-	(1,086)	-	-
Logistical Services:						
Clerical Assistant IIIA	-	2	2	1378-1632	36,126	36,831
Clerical Assistant IIA	-	1	1	1189-1401	16,760	16,816
Physical Plant Operations:						
Refrigeration Mechanic	1	1	1	2256-2476	29,713	29,713
Maintenance Mechanic	0.3	1	1	2057-2256	24,974	26,153
Building Maintenance Worker	1.8	2	2	1715-1876	43,085	44,009
Temporary Help-Plant Operations	2.3	1	1	(41,717)	20,579	20,579
Groundswoker, Range A	1	1	1	1419-1610	19,323	19,323
Administrator I- 12 Mo.	1	1	1	1250-2725	18,624	18,624
Custodian, Range A	11.6	14	14	1203-1419	230,282	232,792
Student Assistant	4	2.7	2.7	(35,770)	26,879	26,879
Faculty And Staff Services:						
Management Comp. Adjust -Continuing	-	-	-	-	1,706	1,706
Totals, Institutional Support	28.4	29.2	29.2	\$433,971	\$507,306	\$513,683
Totals, Dormitory Revenue Fund- Housing	33.9	34.8	34.8	\$491,729	\$572,630	\$579,007
Dormitory Revenue Fund- Parking:						
Institutional Support:						
Financial Operations:						
Temporary Help	0.1	-	-	(889)	-	-
Assistant Cashier-Clerk, Range A	0.9	1	1	1223-1443	16,079	16,757
Logistical Services:						
Administrator II- 12 Mo.	-	0.5	0.5	2083-4088	13,750	13,750
Public Safety Officer	0.5	-	-	2001-2408	-	-
Public Safety Dispatch, typing, rng A	0.3	4	4	1401-1660	76,547	77,265
Temporary Help	6.3	1	1	(93,400)	16,542	16,542
Overtime	-	-	-	(2,778)	-	-
Evening And Night Shift Differential	-	-	-	(1,716)	-	-
Physical Plant Operations:						
Groundswoker, Range A	-	1	1	1419-1610	17,025	17,756
Student Assistant	3.9	-	-	(34,248)	-	-
Evening And Night Shift Differential	-	-	-	(65)	-	-
Faculty And Staff Services:						
Management Comp. Adjust -Continuing	-	-	-	-	1,259	1,259
Totals, Institutional Support	12	7.5	7.5	\$162,597	\$141,202	\$143,329
Totals, Dormitory Revenue Fund- Parking	12	7.5	7.5	\$162,597	\$141,202	\$143,329
Continuing Education Revenue Fund:						
Instruction:						
Special Session Instruction:						
Temporary Help	-	-	-	(334)	-	-
Student Assistant	14.5	1.2	1.2	(128,525)	11,946	11,946
Summer Session Faculty	33	37.2	37.2	(568,492)	717,881	717,881
Extension Instruction:						
Student Assistant	4.3	2	2	(37,820)	19,910	19,910
Extension Faculty	8.2	15.1	15.1	(111,402)	216,384	236,939
Totals, Instruction	60	55.5	55.5	\$846,573	\$966,121	\$986,676
Academic Support:						
Libraries:						
Temporary Help	-	0.1	0.1	16536- YR.	1,654	1,654
Student Assistant	-	0.1	0.1	3.35-6.33	996	996
Computing Support:						
Student Assistant	-	0.1	0.1	3.35-6.33	996	996
Totals, Academic Support	-	0.3	0.3	-	\$3,646	\$3,646
Student Service:						
Student Support:						
Temporary Help	-	0.1	0.1	16536- YR.	1,654	1,654
Student Assistant	-	0.1	0.1	3.35-6.33	996	996
Totals, Student Service	-	0.2	0.2	-	\$2,650	\$2,650
Institutional Support:						
Executive Management:						
Administrator IV- 12 Mo.	0.7	1	1	3333-6813	48,400	48,400
Clerical Assistant IVA	-	1	1	1524-1814	18,291	19,088
Senior Secretary A	-	0.5	0.5	1524-1814	9,146	9,544
Clerical Assistant IIIA	1	1	1	1378-1632	19,584	19,584
Temporary Help	2	-	-	(29,446)	-	-
Clerical Assistant IIA	0.4	2.5	2.5	1189-1401	36,410	37,928
Student Assistant	0.3	0.6	0.6	(2,324)	5,973	5,973
Overtime	-	-	-	(334)	-	-

6610 CALIFORNIA STATE UNIVERSITY, FRESNO—Continued

1
2
3
4
5
6
7
8
9
10
11
12
13
14
15
16
17
18
19
20
21
22
23
24
25
26
27
28
29
30
31
32
33
34
35
36
37
38
39
40
41
42
43
44
45
46
47
48
49
50
51
52
53
54
55
56
57
58
59
60
61
62
63
64
65
66
67
68
69
70
71
72
73
74
75
76
77
78
79
80
81
82
83
84
85
86
87
88
89
90
91
92
93
94
95
96
97
98

ORGANIZATIONAL UNIT Classification	NUMBER OF POSITIONS			EXPENDITURES		
	Filed 1983-84	Authorized 1984-85	Proposed 1985-86	Actual 1983-84	Estimated 1984-85	Proposed 1985-86
Financial Operations:				SALARY RANGE		
Temporary Help	1	0.1	0.1	(14,816)	1,654	1,654
Assistant Cashier-Clerk, Range A	-	0.6	0.6	1223-1443	8,980	9,353
General Administrative Services:						
Temporary Help	1.1	0.3	0.3	(15,630)	4,962	4,962
Clerical Assistant IIA	0.5	-	-	1189-1401	-	-
Logistical Services:						
Temporary Help	-	0.3	0.3	16536- YR.	4,962	4,962
Physical Plant Operations:						
Student Assistant	-	0.7	0.7	3.35-6.33	6,969	6,969
Faculty And Staff Services:						
Management Comp. Adjust -Continuing	-	-	-	-	4,433	4,433
Totals, Institutional Support	7	8.6	8.6	\$132,054	\$169,764	\$172,850
Totals, Continuing Education						
Revenue Fund	67	64.6	64.6	\$978,627	\$1,142,181	\$1,165,822
Totals, California State University, Fresno	1997.1	1796.6	1796.6	\$48,062,186	\$55,033,559	\$56,796,769

6610 HUMBOLDT STATE UNIVERSITY ¹

General Fund:						
Instruction:						
Regular Instruction:						
Instructional Support:						
Depart. Chair-Assoc. Dean - 12 Mo.	2.1	2	2	\$1619-4085	\$61,037	\$64,389
Academic Planner-12month	1	1	1	1619-4085	38,439	38,703
Administrator IV- 12 Mo.	9.2	9	9	3333-6813	453,474	453,474
Associate Dean,grad Studies-AY	0.5	0.5	0.5	1426-3544	12,061	12,623
Depart. Chair-Assoc. Dean - AY	8.8	9.2	9.2	1426-3544	322,948	330,839
Coordinator-Nursing Education-AY	0.3	-	-	1426-3544	-	-
Coordinator-Teacher Education-AY	1.9	1.7	1.7	1426-3544	55,079	56,248
Associate Systems Analyst	1	-	-	2578-3109	-	-
Administrator III- 12 Mo.	7.2	7	7	2500-5450	295,038	295,038
Instruct. Computing Consultant II	0.9	1	1	2273-2739	30,177	31,624
Diving Safety Officer	0.4	0.4	0.4	2273-2739	12,923	13,541
Instructional Support Tech. III	1	-	-	2160-2602	-	-
Equip.Tech.Electro-Mechanical III	1	1	1	2160-2602	31,217	31,217
Equip.Tech.Specialized Equip. III	3	3	3	2160-2602	93,651	93,651
Student Affairs Officer - 12 Mo.	0.7	-	-	2104-2534	-	-
Administrator II- 12 Mo.	1	1	1	2083-4088	31,008	31,008
Instructional Support Tech. IIA	3.2	4	4	1970-2370	111,918	113,581
Stage Technician IIA	0.8	1	1	1970-2370	25,733	26,952
Equipment Technician,mechanical IIA	-	1	1	1970-2370	23,644	24,754
Equipment Technician,electronic IIA	3	3	3	1970-2370	81,126	83,624
Media Production Specialist II	0.5	-	-	1970-2370	-	-
Instruct. Computing Consultant I	0.8	1	1	1907-2294	24,626	25,787
Slide Curator IIA	0.8	0.8	0.8	1855-2231	20,083	20,083
Instructional Support Tech. IA	3.3	3.8	3.8	1797-2160	93,950	95,119
Stage Technician IA	0.5	1	1	1797-2160	25,929	25,929
Equipment Tech.Electro-Mechanical IA	1	1	1	1797-2160	24,477	25,635
Equipment Tech.Specialized Equip. IA	1.2	2	2	1797-2160	48,588	49,342
Administrative Aid, Range A	3	3	3	1733-2082	69,003	71,062
Accompanist IIA	1	2.4	2.4	1718-2063	49,995	54,792
Student Affairs Assistant I - 12 Mo	-	0.5	0.5	1684-2019	10,104	10,480
Instructional Support Asst. IIIA	-	7.5	7.5	1646-1970	126,619	155,110
Drafting Technician IA	-	0.5	0.5	1646-1970	9,870	10,308
Costume Technician IA	-	0.5	0.5	1646-1970	9,870	10,308
Media Production Specialist I	0.9	1	1	1646-1970	23,644	23,644
Public Affairs Assistant I	0.7	1.2	1.2	1610-1925	25,049	26,193
Depart Secretary IIIA, Stenography	4.9	5	5	1524-1814	106,968	107,856
Clerical Assistant IVA	2.5	3.3	3.3	1524-1814	69,869	70,734
Senior Secretary A	2.8	3	3	1524-1814	64,971	65,293
Athletic Equipment Attendant IIA	2	2	2	1449-1718	41,231	41,231
Instructional Support Asst. IIA	7.3	12.1	12.1	1449-1718	239,163	242,639
Depart Secretary IIA, Stenography	9	9	9	1401-1660	175,144	176,680
Clerical Assistant IIIB	2.9	3	3	1401-1660	58,638	59,022
Depart Secretary IA	3.4	4	4	1378-1632	72,476	74,765
Depart Secretary IA, Dictating	1	1	1	1378-1632	19,584	19,584
Clerical Assistant IIIA	1	1.5	1.5	1378-1632	29,539	29,539
Temporary Help	20.2	1.7	1.7	(298,982)	28,122	28,122
Power Keyboard Operator, Range A	0.7	1	1	1350-1597	18,117	18,901
Stock Clerk, Range A	0.2	0.8	0.8	1328-1570	12,201	12,720
Depart Secretary IA, Stenography	7.1	10.7	10.7	1301-1537	188,752	192,296
Depart Secretary IA, Dictating	1.5	1.5	1.5	1301-1537	27,672	27,672
Athletic Equipment Attendant IA	2	2	2	1290-1524	36,583	36,583
Instructional Support Asst. IA	-	2.3	2.3	1290-1524	36,364	37,896
Depart Secretary IA	0.5	-	-	1280-1511	-	-
Clerical Assistant IIB	4.4	5.5	5.5	1253-1480	97,368	97,659

¹The Salary Range and amounts shown in 1984-85 and 1985-86 for the California State University do reflect the 1984-85 fiscal year salary increase adjustment.

6610 HUMBOLDT STATE UNIVERSITY—Continued

1
2
3
4
5
6
7
8
9
10
11
12
13
14
15
16
17
18
19
20
21
22
23
24
25
26
27
28
29
30
31
32
33
34
35
36
37
38
39
40
41
42
43
44
45
46
47
48
49
50
51
52
53
54
55
56
57
58
59
60
61
62
63
64
65
66
67
68
69
70
71
72
73
74
75
76
77
78
79
80
81
82
83
84
85
86
87
88
89
90
91
92
93
94
95
96
97
98

ORGANIZATIONAL UNIT Classification	NUMBER OF POSITIONS			EXPENDITURES		
	Filled 1983-84	Authorized 1984-85	Proposed 1985-86	Actual 1983-84	Estimated 1984-85	Proposed 1985-86
				SALARY RANGE		
Administrator I- 12 Mo.	1	1	1	1250-2725	19,620	19,620
Clerical Assistant IIA	2.4	3.6	3.6	1189-1401	55,998	57,568
Student Assistant	-	4.7	4.7	3.35-6.33	46,789	46,789
Overtime	-	-	-	(1,390)	-	-
Terminal Pay	-	-	-	(15,376)	-	-
Instructional Faculty:						
Principal Vocational Instr - 12 Mo.	0.6	0.5	0.5	3381-4085	24,345	24,513
Lecturer - AY - D	1.7	1	1	2936-3544	35,373	36,093
Professor - AY	175	192.9	192.9	2936-3544	7,884,705	8,069,969
Head Coach-10 Month	0.8	1	1	2936-3544	36,400	38,408
Part Time Faculty-AY	36.3	-	-	(781,189)	-	-
Senior Vocational Instructor - 12mo	1.8	2	2	2674-3225	66,276	69,925
Administrator III- 10 Mo.	1	1	1	2500-5450	32,700	32,700
Lecturer - AY - C	4.2	7	7	2325-2802	209,081	217,396
Associate Professor-AY	82.9	86.8	86.8	2325-2802	2,767,202	2,856,113
Coach-10 Month	2.2	2	2	2325-2802	63,575	65,466
Intermediate Vocational Instr.-12 Mo	1.1	1.5	1.5	2120-2552	44,272	45,236
Administrator II- 12 Mo.	0.3	-	-	2083-4088	-	-
Sabbatical Leave Replacement	-	7.5	7.5	1426-3544	180,919	182,160
Faculty Development Leaves	0.5	-	-	(10,325)	-	-
Substitute Faculty	0.1	-	-	(2,989)	-	-
Lecturer - AY - B	25	33	33	1847-2220	867,667	884,304
Assistant Professor-AY	46.2	50.7	50.7	1847-2220	1,370,916	1,343,653
Coaching Specialist-AY	0.5	0.8	0.8	1847-2220	21,166	21,310
Lecturer - AY - A	1.8	2	2	1689-2024	48,245	48,576
Graduate Assistant	8	-	-	(35,986)	-	-
Faculty Promotions - New	-	-	-	-	-	26,992
Faculty Promotions - Continuing	-	-	-	-	28,779	66,646
Market Condition Salary Supplements	-	-	-	-	566	-
Exceptional Merit Service Awards	-	-	-	(27,000)	-	-
Totals, Instruction	527.5	540.4	540.4	\$14,730,540	\$17,368,636	\$17,797,687
Academic Support:						
Libraries:						
Administrator IV- 12 Mo.	1	1	1	3333-6813	51,516	51,516
Supervising Librarian-12mo	0.4	-	-	2709-3268	-	-
Librarian-12 Month	1.7	2	2	2709-3268	77,900	78,434
Associate Librarian-12 Month	4.1	5	5	2467-2974	174,075	176,826
Senior Assistant Librarian-12 Month	1.8	2	2	1914-2646	54,131	57,087
Library Assistant IIIA	1.8	4	4	1696-2034	89,538	91,366
Assistant Librarian-12 Month	-	3.1	3.1	1652-2270	69,741	73,493
Library Assistant IIA	4.8	4.8	4.8	1557-1855	106,850	106,850
Senior Secretary A	1	1	1	1524-1814	21,684	21,764
Clerical Assistant IIIB	1.5	2	2	1401-1660	37,654	38,415
Clerical Assistant IIIA	0.9	1.3	1.3	1378-1632	24,311	25,085
Library Assistant IA	2.8	2.7	2.7	1378-1632	48,806	50,658
Temporary Help	14.9	-	-	(220,586)	-	-
Deputy Secretary IA, Stenography	-	1	1	1301-1537	15,935	16,614
Book Repairer IIA	0.1	1	1	1301-1537	15,935	16,614
Administrator I- 12 Mo.	1	1	1	1250-2725	28,080	28,080
Clerical Assistant IIA	3.3	6.2	6.2	1189-1401	97,729	99,490
Student Assistant	-	6.2	6.2	3.35-6.33	61,722	61,722
Terminal Pay	-	-	-	(5,601)	-	-
Evening And Night Shift Differential	-	-	-	(212)	-	-
Audio-Visual Services:						
Administrator III- 12 Mo.	1	1	1	2500-5450	45,264	45,264
Equipment Tech.Electronic III	1	1	1	2160-2602	31,217	31,217
Photographer II	0.7	1	1	2053-2472	29,663	29,663
Graphic Artist II	1	1	1	2053-2472	29,663	29,663
Equipment Technician,electronic IIA	0.8	1	1	1970-2370	28,018	28,449
Assistant Professor-AY	1	1	1	1847-2220	26,456	26,637
Instructional Support Tech. IA	1	1	1	1797-2160	25,929	25,929
Instructional Support Asst. IIA	1.5	1.5	1.5	1449-1718	30,923	30,923
Secretary B	0.9	1	1	1401-1660	19,910	19,910
Temporary Help	1	0.3	0.3	(14,691)	4,962	4,962
Instructional Support Asst. IA	1	1	1	1290-1524	18,291	18,291
Terminal Pay	-	-	-	(3,240)	-	-
Computing Support:						
Instruct. Computing Consultant III	1	1	1	2739-3305	39,664	39,664
Associate Systems Analyst	2	3	3	2578-3109	99,173	102,124
Administrator III- 12 Mo.	2	1	1	2500-5450	45,972	45,972
Equipment Tech.Electronic III	-	1	1	2160-2602	31,217	31,217
Assist Systems Software Specialist	0.4	-	-	2140-2578	-	-
Administrator II- 12 Mo.	-	1	1	2083-4088	30,780	30,780
Programmer I	2.3	3	3	1907-2294	74,092	77,585
Instruct. Computing Consultant I	0.9	1	1	1907-2294	24,626	25,787
Equipment Technician,electronic IA	0.9	1	1	1797-2160	22,490	23,555
Junior Staff Analyst	1	1	1	1681-2015	22,666	23,728
Senior Computer Operator, Range A	1.6	2	2	1610-1925	45,934	46,192
Senior Data Control Tech., Range A	1.8	2	2	1486-1764	38,783	39,782
Computer Operator, Range A	0.8	1	1	1419-1681	17,573	18,334
Temporary Help	4.9	-	-	(71,732)	-	-
Data Control Technician, Range A	0.3	-	-	1322-1563	-	-
Administrator I- 12 Mo.	0.8	1	1	1250-2725	20,748	20,748

6610 HUMBOLDT STATE UNIVERSITY—Continued

ORGANIZATIONAL UNIT Classification	NUMBER OF POSITIONS			EXPENDITURES		
	Filled 1983-84	Authorized 1984-85	Proposed 1985-86	Actual 1983-84	Estimated 1984-85	Proposed 1985-86
				SALARY RANGE		
Overtime	-	-	-	(7,605)	-	-
Terminal Pay	-	-	-	(4,048)	-	-
Evening And Night Shift Differential	-	-	-	(335)	-	-
Ancillary Support:						
Marine Science Facil And Fisheries:						
Principal Vocational Instructor-AY	0.5	-	-	2936-3544	-	-
Administrator III- 12 Mo.	0.5	0.5	0.5	2500-5450	22,860	22,860
Senior Vocational Instructor - AY	-	0.5	0.5	2325-2802	15,092	15,922
Equip.Tech.Specialized Equip. III	1	1	1	2160-2602	31,217	31,217
Equipment Tech.Electro-Mechanical IA ...	0.5	1	1	1797-2160	25,440	25,929
Building Maintenance Worker	0.1	1	1	1715-1876	20,579	21,503
Temporary Help	2.5	-	-	(36,989)	-	-
Depart Secretary IA, Stenography	2	2	2	1301-1537	36,896	36,896
Terminal Pay	-	-	-	(4,544)	-	-
Natural Resources:						
Principal Vocational Instr - 12 Mo.	1.2	-	-	3381-4085	-	-
Senior Vocational Instructor - 12mo	-	1.5	1.5	2674-3225	55,008	56,184
Fish Hatchery Manager	1	1	1	1970-2370	24,662	25,831
Carpenter I	0.1	1	1	1964-2154	23,575	24,684
Equipment Technician,mechanical IA	1.1	2	2	1797-2160	47,498	48,503
Building Maintenance Worker	0.6	-	-	1715-1876	-	-
Temporary Help	0.2	-	-	(2,640)	-	-
Instructional Support Asst. IA	0.7	1	1	1290-1524	17,051	17,384
Terminal Pay	-	-	-	(18,987)	-	-
Indian Teacher Education Program:						
Lecturer - 12 Mo - B	0.1	-	-	2120-2552	-	-
Administrator II- 12 Mo.	0.9	1	1	2083-4088	28,356	28,356
Instructor-12 Month	1	1	1	1933-2325	24,883	26,237
Temporary Help	-	-	-	(159)	-	-
Depart Secretary IA	1	1	1	1280-1511	18,135	18,135
Student Assistant	-	1	1	3.35-6.33	9,955	9,955
Services To Indian Community:						
Lecturer - 12 Mo - D	1	1	1	3381-4085	48,691	49,024
Lecturer - 12 Mo - B	1	1	1	2120-2552	30,416	30,624
Clerical Assistant IIIB	1	1	1	1401-1660	19,773	19,910
Temporary Help	0.3	1	1	(4,047)	16,542	16,542
Student Writing Skills:						
Part Time Faculty-AY	0.6	-	-	(13,692)	-	-
Temporary Help	0.2	-	-	(2,837)	-	-
Indian Education In Natural Resources:						
Part Time Faculty-AY	1	-	-	(21,867)	-	-
Lecturer - 12 Mo - B	1	1	1	2120-2552	30,416	30,624
Assistant Professor-12 Month	-	1	1	2120-2552	27,715	29,225
Temporary Help	-	-	-	(301)	-	-
Clerical Assistant IIB	0.3	1	1	1253-1480	15,089	15,725
Totals, Academic Support	94.1	97.6	97.6	\$2,065,563	\$2,369,470	\$2,411,660
Student Service:						
Social And Cultural Development:						
Student Affairs Officer V - 12 Mo	-	1	1	3357-4056	40,273	42,222
Student Affairs Officer - 12 Mo.	2	2	2	2104-2534	60,681	60,796
Student Affairs Asst II- 10 Mo Rn A	0.8	-	-	1928-2320	-	-
Student Affairs Officer III - AY	0.5	1	1	1833-2204	25,853	26,448
Public Affairs Assistant I	0.4	0.5	0.5	1610-1925	11,548	11,548
Temporary Help	0.2	-	-	(2,261)	-	-
Depart Secretary IA, Stenography	0.5	0.2	0.2	1301-1537	3,689	3,689
Supplementary Educational Serv.-Eop:						
Superv Stndt Affairs Off IV-12 Mo	1	1	1	2655-3202	34,976	36,663
Administrator III- 12 Mo.	1	-	-	2500-5450	-	-
Administrator II- 12 Mo.	-	1	1	2083-4088	35,256	35,256
Student Affairs Officer III - AY	1	1	1	1833-2204	26,448	26,448
Student Affairs Assistant I - 12 Mo	1	1	1	1684-2019	22,880	23,953
Junior Staff Analyst	1	1	1	1681-2015	24,180	24,180
Clerical Assistant IIIA	1	1	1	1378-1632	19,584	19,584
Temporary Help	1	0.8	0.8	(15,366)	13,234	13,234
Clerical Assistant IIA	0.8	1.2	1.2	1189-1401	19,729	19,851
Student Assistant	-	0.5	0.5	3.35-6.33	4,978	4,978
Counseling And Career Guidance:						
Counseling:						
Student Affairs Officer V - 12 Mo	-	1	1	3357-4056	40,273	42,222
Student Affairs Officer V - AY	1	1	1	2915-3519	38,135	39,966
Counselor - 12 Mo - Assoc Professor	-	1	1	2655-3202	38,429	38,429
Administrator III- A.Y.	1	1	1	2500-5450	38,736	38,736
Student Affairs Officer IV - AY	1.1	2	2	2309-2782	66,505	66,760
Counselor - 12 Mo - Asst Professor	-	0.5	0.5	2104-2534	13,852	14,512
Student Affairs Officer III - AY	2	2.1	2.1	1833-2204	54,897	55,199
Clerical Assistant IVA	1	1	1	1524-1814	21,764	21,764
Temporary Help	2.5	-	-	(36,913)	-	-
Depart Secretary IA, Stenography	-	0.5	0.5	1301-1537	9,224	9,224
Clerical Assistant IIB	1	1	1	1253-1480	17,147	17,756
Testing:						
Student Affairs Officer - 12 Mo.	1	1	1	2104-2534	30,398	30,398
Student Affairs Assistant II- 12 Mo	-	0.5	0.5	1928-2320	13,526	13,917
Secretary B	1	1	1	1401-1660	19,910	19,910

6610 HUMBOLDT STATE UNIVERSITY—Continued

1
2
3
4
5
6
7
8
9
10
11
12
13
14
15
16
17
18
19
20
21
22
23
24
25
26
27
28
29
30
31
32
33
34
35
36
37
38
39
40
41
42
43
44
45
46
47
48
49
50
51
52
53
54
55
56
57
58
59
60
61
62
63
64
65
66
67
68
69
70
71
72
73
74
75
76
77
78
79
80
81
82
83
84
85
86
87
88
89
90
91
92
93
94
95
96
97
98

ORGANIZATIONAL UNIT Classification	NUMBER OF POSITIONS			EXPENDITURES		
	Filled 1983-84	Authorized 1984-85	Proposed 1985-86	Actual 1983-84	Estimated 1984-85	Proposed 1985-86
Temporary Help	-	-	-	SALARY RANGE (35)		
Placement:						
Counselor - 12 Mo - Assoc Professor	0.9	-	-	2655-3202	-	-
Administrator III- 12 Mo.	1	1	1	2500-5450	45,264	45,264
Student Affairs Officer IV - AY	0.8	-	-	2309-2782	-	-
Superv Stndt Affairs Off III-12 Mo.	1.8	2	2	2104-2534	60,796	60,796
Student Affairs Assistant II- 12 Mo	0.2	1	1	1928-2320	27,834	27,834
Clerical Assistant IIIB	1	1	1	1401-1660	19,910	19,910
Clerical Assistant IIIA	0.8	1	1	1378-1632	19,584	19,584
Temporary Help	2.4	-	-	(35,190)	-	-
Depart Secretary IA, Stenography	0.4	-	-	1301-1537	-	-
Clerical Assistant IIB	0.7	1	1	1253-1480	17,756	17,756
Financial Aid:						
Administrator III- 12 Mo.	1	1	1	2500-5450	45,264	45,264
Counselor - 12 Mo - Asst Professor	-	0.5	0.5	2104-2534	13,852	14,512
Student Affairs Officer - 12 Mo.	0.6	3.3	3.3	2104-2534	87,462	90,437
Student Affairs Assistant II- 12 Mo	1.8	3.7	3.7	1928-2320	96,256	98,502
Student Affairs Officer III - AY	-	1	1	1833-2204	22,001	23,034
Stud. Pers Tech, Financial Aid, Rg A	1.4	1.5	1.5	1593-1902	32,519	33,939
Clerical Assistant IVA	0.9	1	1	1524-1814	18,581	21,764
Clerical Assistant IIIA	0.8	1	1	1378-1632	19,584	19,584
Temporary Help	10.5	3.3	3.3	(154,578)	54,588	54,588
Clerical Assistant IIA	0.6	1	1	1189-1401	16,816	16,816
Student Assistant	-	0.5	0.5	3.35-6.33	4,978	4,978
Overtime	-	-	-	(73)	-	-
Student Support:						
Health Services:						
Physician II-12 Mo - Range A	-	1	1	4680-5664	56,152	58,899
Physician I-12 Mo - Range A	-	0.2	0.2	4462-5374	10,710	11,231
Physician I-10 Mo - Range A	1.8	2	2	4462-5374	98,372	100,542
Administrator IV- 12 Mo.	1	-	-	3333-6813	-	-
Pharmacist - 10 Month Range A	1	0.1	0.1	2578-3109	2,577	2,700
Pharmacist - 12 Month	-	1	1	2578-3109	30,930	32,405
Administrator III- 12 Mo.	-	1	1	2500-5450	68,628	68,628
Clinical Lab. Technologist IIA	0.4	0.5	0.5	2180-2626	15,759	15,759
Clinical Laboratory Technologist IA	0.5	0.5	0.5	2082-2392	14,355	14,355
Nurse Practitioner 10 Month Range A	1.8	0.6	0.6	2025-2437	12,148	12,721
Nurse Practitioner - 12 Month	-	2	2	2025-2437	48,593	50,886
Health Services Assistant, Range A	1	1	1	1881-2263	26,952	27,156
Radiologic Technologist IIA	1	1	1	1805-2170	26,034	26,034
Registered Nurse I - 10 Month Rng A	-	1.8	1.8	1726-2072	31,069	32,492
Student Affairs Assistant I - 12 Mo	-	0.8	0.8	1684-2019	16,167	16,888
Shipping Receiving Assistant IA	-	1	1	1431-1696	17,169	17,913
Clerical Assistant IIIB	1	1	1	1401-1660	19,910	19,910
Clerical Assistant IIIA	-	1	1	1378-1632	16,542	17,247
Temporary Help	9.6	0.6	0.6	(141,642)	9,925	9,925
Clerical Assistant IIA	1.9	2	2	1189-1401	33,632	33,632
Clinical Aid IIA	1	1	1	1175-1384	16,582	16,582
Clinical Aid, Range A	0.6	0.6	0.6	1133-1333	9,587	9,587
Student Assistant	-	0.8	0.8	3.35-6.33	7,964	7,964
Housing Services:						
Administrator III- 12 Mo.	1	1	1	2500-5450	44,652	44,652
Secretary B	1	0.4	0.4	1401-1660	7,964	7,964
Temporary Help	0.5	-	-	(8,038)	-	-
Disabled Students:						
Student Affairs Assistant II- 12 Mo	0.3	1	1	1928-2320	23,139	24,224
Temporary Help	2	1.1	1.1	(28,891)	18,196	18,196
Clerical Assistant IIB	0.3	1	1	1253-1480	15,289	17,756
Student Assistant	-	1.1	1.1	3.35-6.33	10,951	10,951
Totals, Student Service	79.1	78.7	78.7	\$1,685,038	\$2,059,098	\$2,059,404
Institutional Support:						
Executive Management:						
President	1	1	1	4884-7341	87,240	87,240
Administrator IV- 12 Mo.	4	6	6	3333-6813	320,672	320,672
Administrator III- 12 Mo.	1.3	1.5	1.5	2500-5450	64,182	64,182
Associate Administrative Analyst	1	1	1	2425-2924	31,706	33,232
Administrative Assistant II	1	1	1	2425-2924	35,095	35,095
Administrator II- 12 Mo.	1.9	1	1	2083-4088	31,956	31,956
Assistant Budget Analyst	1	1	1	2015-2425	28,772	29,102
Administrative Assistant I	1	1	1	2105-2425	29,102	29,102
Executive Secretary, Range A	1	1	1	1772-2130	25,564	25,564
Administrative Secretary, Range A	3	3	3	1624-1943	69,954	69,954
Senior Secretary A	1.7	2.5	2.5	1524-1814	51,789	53,073
Placement Interviewer, Range A	0.4	0.5	0.5	1514-1800	9,751	10,181
Secretary B	1	1	1	1401-1660	19,910	19,910
Secretary A	-	0.5	0.5	1378-1632	8,271	8,623
Temporary Help	3.2	0.5	0.5	(47,677)	8,271	8,271
Overtime	-	-	-	(374)	-	-
Terminal Pay	-	-	-	(47,362)	-	-
Financial Operations:						
Associate Systems Analyst	1	-	-	2578-3109	-	-
Administrator III- 12 Mo.	1	1	1	2500-5450	40,572	40,572
Assistant Systems Analyst	-	1	1	2140-2578	30,930	30,930

6610 HUMBOLDT STATE UNIVERSITY—Continued

ORGANIZATIONAL UNIT	NUMBER OF POSITIONS			SALARY RANGE	EXPENDITURES		
	Classification	Filled 1983-84	Authorized 1984-85		Proposed 1985-86	Actual 1983-84	Estimated 1984-85
Administrator II- 12 Mo.	0.1	1	1	2083-4088	27,500	27,500	
Payroll Personnel Trans Clerk IIIA	1	1	1	1733-2082	24,967	24,967	
Accounting Technician IIIA	1	1	1	1660-1988	23,853	23,853	
Payroll Personnel Transact Clk IIA	3	3	3	1524-1814	65,282	65,282	
Clerical Assistant IVA	1	1	1	1524-1814	21,764	21,764	
Senior Cashier Clerk, Range A	1	1	1	1419-1681	20,124	20,124	
Senior Account Clerk, Range A	1	1	1	1419-1681	20,124	20,124	
Accounting Technician IIA	3	3.4	3.4	1419-1681	66,035	66,709	
Secretary B	1	1	1	1401-1660	18,228	19,022	
Clerical Assistant IIIA	4.9	5	5	1378-1632	97,509	97,920	
Temporary Help	2.2	-	-	(32,041)	-	-	
Clerical Assistant IIB	1.4	2	2	1253-1480	33,319	33,978	
Bookkeeping Machine Operator IIA	1	1	1	1253-1480	17,756	17,756	
Administrator I- 12 Mo.	4	4	4	1250-2725	104,700	104,700	
Assistant Cashier-Clerk, Range A	2	2	2	1223-1443	34,443	34,560	
Intermediate Account Clerk, Range A	2	2.1	2.1	1223-1443	33,595	34,642	
Clerical Assistant IIA	2.5	3	3	1189-1401	48,699	49,334	
Overtime	-	-	-	(6,923)	-	-	
Terminal Pay	-	-	-	(13,594)	-	-	
General Administrative Services:							
Student Admissions And Records:							
Administrator III- 12 Mo.	2	2	2	2500-5450	90,828	90,828	
Administrator II- 12 Mo.	1	1	1	2083-4088	35,256	35,256	
Student Affairs Assistant II- 12 Mo	2	1	1	1928-2320	27,834	27,834	
Student Affairs Assistant I - 12 Mo	-	1.8	1.8	1684-2019	36,375	38,000	
Junior Staff Analyst	0.5	1	1	1681-2015	21,569	22,580	
Supervising Junior Staff Analyst	1	1	1	1681-2015	24,180	24,180	
Evaluation Technician I	4.9	6	6	1593-1902	133,292	134,441	
Clerical Assistant IIIA	3.2	3	3	1378-1632	54,447	55,875	
Temporary Help	1.3	-	-	(19,500)	-	-	
Power Keyboard Operator, Range A	3	3	3	1350-1597	55,579	56,324	
Clerical Assistant IIB	0.5	0.5	0.5	1253-1480	8,878	8,878	
Administrator I- 12 Mo.	2.5	3.5	3.5	1250-2725	80,469	80,469	
Clerical Assistant IIA	4	1.1	1.1	1189-1401	18,498	18,498	
Overtime	-	-	-	(7,511)	-	-	
Student Affirmative Action:							
Student Affairs Officer - 12 Mo.	0.9	1	1	2104-2534	28,914	30,283	
Student Affairs Assistant II- 12 Mo	0.9	-	-	1928-2320	-	-	
Temporary Help	0.9	1	1	(13,632)	16,542	16,542	
Employee Personnel And Records:							
Administrator III- 12 Mo.	1	1	1	2500-5450	38,988	38,988	
Administrator II- 12 Mo.	2	2	2	2083-4088	65,184	65,184	
Clerical Assistant IVA	1	1	1	1524-1814	21,764	21,764	
Clerical Assistant IIIB	0.9	1	1	1401-1660	19,910	19,910	
Temporary Help	0.8	0.5	0.5	(11,749)	8,271	8,271	
Student Assistant	-	0.3	0.3	3.35-6.33	2,987	2,987	
Logistical Services:							
Support Operations:							
Lead Automotive Equipment Mechanic	1	1	1	2095-2298	27,575	27,575	
Administrator II- 12 Mo.	1	1	1	2083-4088	37,092	37,092	
Automotive Mechanic	0.7	1	1	1955-2144	24,103	25,243	
Procurement Assistant, Range A	1.6	2	2	1838-2210	48,477	50,775	
Truck Driver, Range A	2.6	3	3	1667-1822	65,567	65,567	
Automotive Equipment Operator IA	1	-	-	1667-1822	-	-	
Property Clerk IIA	1	1	1	1624-1943	20,211	21,116	
Reproduction Processes Supervisor IA	1	1	1	1557-1855	22,260	22,260	
Clerical Assistant IVA	1	1	1	1524-1814	20,798	21,764	
Mail Services Supervisor IA	1	1	1	1431-1696	20,354	20,354	
Storekeeper IA	1	1	1	1431-1696	20,354	20,354	
Accounting Technician IIA	0.5	0.5	0.5	1419-1681	8,925	9,310	
Reproduction Processes Asst, Range A	0.9	1	1	1378-1632	17,805	18,569	
Temporary Help	5.6	-	-	(82,838)	-	-	
Mail Clerk, Range A	1	1	1	1280-1511	17,271	18,011	
Administrator I- 12 Mo.	2	2	2	1250-2725	46,500	46,500	
Inventory Clerk, Range A	0.2	1	1	1233-1455	15,112	15,746	
Clerical Assistant IIA	1	0.7	0.7	1189-1401	11,067	11,534	
Telephone Operator, Range A	1	1	1	1189-1401	16,816	16,816	
Overtime	-	-	-	(1,664)	-	-	
Terminal Pay	-	-	-	(11,117)	-	-	
Evening And Night Shift Differential	-	-	-	(39)	-	-	
Public Safety:							
Administrator III- 12 Mo.	1	1	1	2500-5450	37,985	37,985	
Supervising Public Safety Officer I	3	3	3	2194-2643	95,150	95,150	
Public Safety Investigator	1	1	1	2095-2523	30,271	30,271	
Administrator II- 12 Mo.	1	1	1	2083-4088	32,100	32,100	
Public Safety Officer	6	6.5	6.5	2001-2408	185,243	185,919	
Public Safety Dispatch, typing, rng A	2	1.7	1.7	1401-1660	32,670	33,225	
Temporary Help	2.1	-	-	(31,423)	-	-	
Administrator I- 12 Mo.	0.6	0.5	0.5	1250-2725	10,002	10,002	
Overtime	-	-	-	(7,892)	-	-	
Evening And Night Shift Differential	-	-	-	(3,950)	-	-	

6610 HUMBOLDT STATE UNIVERSITY—Continued

ORGANIZATIONAL UNIT Classification	NUMBER OF POSITIONS			EXPENDITURES		
	Filed 1983-84	Authorized 1984-85	Proposed 1985-86	Actual 1983-84	Estimated 1984-85	Proposed 1985-86
Physical Plant Operations:						
Maintenance Office Administration:						
Administrator III- 12 Mo.	1	1	1	2500-5450	38,604	38,604
Temporary Help-Plant Operations	1.4	0.5	0.5	(25,282)	10,289	10,289
Junior Staff Analyst	0.8	1	1	1681-2015	23,999	24,180
Clerical Assistant IVA	1.1	1.2	1.2	1524-1814	25,422	25,582
Shipping Receiving Assistant IA	1	1	1	1431-1696	20,354	20,354
Clerical Assistant IIIA	0.1	-	-	1378-1632	-	-
Depart Secretary IA, Stenography	0.5	0.5	0.5	1301-1537	7,967	8,307
Clerical Assistant IIA	0.8	-	-	1189-1401	-	-
Utility Plants:						
Administrator II- 12 Mo.	1	1	1	2083-4088	28,296	28,296
Planner-estimator-scheduler	0.4	-	-	2015-2425	-	-
Building Service Engineer	5.8	7.3	7.3	1964-2256	193,087	194,528
Operating Engineer	-	0.1	0.1	1722-1885	2,067	2,160
Temporary Help-Plant Operations	0.3	-	-	(5,420)	-	-
Truck Driver, Range A	1	2	2	1667-1822	41,858	42,745
Drafting Technician IA	0.1	0.5	0.5	1646-1970	11,599	11,822
Laborer, Range A	1	-	-	1419-1543	-	-
Overtime	-	-	-	(1,873)	-	-
Evening And Night Shift Differential	-	-	-	(1,630)	-	-
Building Maintenance:						
Supervising Carpenter	1	1	1	2154-2363	28,354	28,354
Electrician II	1	1	1	2154-2363	28,354	28,354
Locksmith II	0.9	1	1	2154-2363	28,354	28,354
Administrator II- 12 Mo.	-	1	1	2083-4088	27,500	27,500
Painter II	1	1	1	2057-2256	27,073	27,073
Electrician I	2	2	2	2057-2256	54,146	54,146
Plumber I	1	2	2	2057-2256	50,433	52,816
Maintenance Mechanic	0.1	2	2	2057-2256	49,368	51,691
Planner-estimator-scheduler	1.3	-	-	2015-2425	-	-
Carpenter I	2.2	4	4	1964-2154	101,112	102,221
Painter I	2.8	3.5	3.5	1964-2154	89,879	89,879
Building Maintenance Worker	2.1	1.8	1.8	1715-1876	40,009	40,511
Temporary Help-Plant Operations	0.5	2.3	2.3	(9,645)	47,331	47,331
Drafting Technician IA	0.3	0.5	0.5	1646-1970	11,599	11,822
Student Assistant	-	2.8	2.8	3.35-6.33	27,875	27,875
Overtime	-	-	-	(84)	-	-
Terminal Pay	-	-	-	(9,515)	-	-
Grounds Maintenance:						
Administrator II- 12 Mo.	1	1	1	2083-4088	28,032	28,032
Temporary Help-Plant Operations	3.4	-	-	(61,343)	-	-
Skilled Labor	2.4	4	4	1678-1834	84,269	86,064
Automotive Equipment Operator IA	1	1	1	1667-1822	21,856	21,856
Lead Groundswoker, Range A	1	1	1	1610-1925	23,096	23,096
Tree Trimmer IIA	-	1	1	1610-1925	19,323	20,172
Gardening Specialist, Range A	6.6	8.2	8.2	1543-1838	172,453	175,393
Administrator I- 12 Mo.	0.5	1	1	1250-2725	23,472	23,472
Overtime	-	-	-	(11)	-	-
Terminal Pay	-	-	-	(6,659)	-	-
Custodial Services:						
Building Maintenance Worker	0.9	2	2	1715-1876	43,855	44,845
Temporary Help-Plant Operations	8.1	0.5	0.5	(147,100)	10,289	10,289
Skilled Labor	1.3	2	2	1678-1834	41,457	43,358
Lead Custodian, Range A	4	4	4	1295-1531	73,479	73,479
Administrator I- 12 Mo.	4	4	4	1250-2725	78,930	78,930
Custodian, Range A	42	53.5	53.5	1203-1419	879,863	890,303
Maintenance And Laborer Trainee	0.8	-	-	590-1097	-	-
Overtime	-	-	-	(253)	-	-
Terminal Pay	-	-	-	(9,874)	-	-
Evening And Night Shift Differential	-	-	-	(25,918)	-	-
Plant Expansion And Modification:						
Temporary Help-Plant Operations	0.2	-	-	(4,376)	-	-
Faculty And Staff Services:						
Overtime	-	-	-	-	36,285	36,285
Management Comp. Adjustment -New	-	-	-	-	-	75,525
Management Comp. Adjust -Continuing	-	-	-	-	265,604	266,477
Evening And Night Shift Differential	-	-	-	-	36,278	36,278
Non-Faculty Reclass - New	-	-	-	-	-	34,743
Non-Faculty Reclass - Continuing	-	-	-	-	35,218	81,001
Management Reclass - New	-	-	-	-	-	8,965
Management Reclass - Continuing	-	-	-	-	7,319	16,834
Community Relations:						
Administrator IV- 12 Mo.	1	0.7	0.7	3333-6813	36,422	36,422
Superv Stndt Affairs Off III-12 Mo.	0.5	-	-	2104-2534	-	-
Administrator II- 12 Mo.	0.5	1	1	2083-4088	29,220	29,220
Student Affairs Asst II- 10 Mo Rn A	-	0.2	0.2	1928-2320	3,856	4,037
Senior Secretary A	1	1	1	1524-1814	21,764	21,764
Temporary Help	2.3	-	-	(33,932)	-	-
Clerical Assistant IIA	0.5	-	-	1189-1401	-	-
Totals, Institutional Support	248.2	252.7	252.7	\$5,249,863	\$6,191,822	\$6,421,858

6610 HUMBOLDT STATE UNIVERSITY—Continued

ORGANIZATIONAL UNIT Classification	NUMBER OF POSITIONS			EXPENDITURES		
	Filed 1983-84	Authorized 1984-85	Proposed 1985-86	Actual 1983-84	Estimated 1984-85	Proposed 1985-86
Institutional Operations:				SALARY RANGE		
Temporary Help	33.4	39.2	39.2	(493,803)	648,445	648,445
Overtime	-	-	-	(1,972)	-	-
Evening And Night Shift Differential	-	-	-	(99)	-	-
Totals, Independent Operations ..	33.4	39.2	39.2	\$495,874	\$648,445	\$648,445
Totals, General Fund	982.3	1008.6	1008.6	\$24,226,878	\$28,637,471	\$29,379,054
Dormitory Revenue Fund- Housing:						
Student Service:						
Student Support:						
Superv Stdnt Affairs Off III-12 Mo.	-	1	1	2104-2534	25,257	26,448
Student Affairs Assistant II- 12 Mo	2	2	2	1928-2320	53,209	54,413
Head Resident IIA	1	-	-	1480-1756	-	-
Clerical Assistant IIIA	0.5	0.5	0.5	1378-1632	9,792	9,792
Temporary Help	3.4	1.3	1.3	(49,678)	21,504	21,504
Clerical Assistant IIA	1	1	1	1189-1401	16,816	16,816
Student Assistant	-	2.2	2.2	3.35-6.33	21,901	21,901
Resident Assistant	22.7	24.2	24.2	(72,001)	83,707	83,707
Totals, Student Service	30.6	32.2	32.2	\$205,881	\$232,186	\$234,581
Institutional Support:						
Financial Operations:						
Senior Cashier Clerk, Range A	1	1	1	1419-1681	20,124	20,124
Administrator I- 12 Mo.	1.3	1	1	1250-2725	20,010	20,010
Overtime	-	-	-	(214)	-	-
Logistical Services:						
Administrator I- 12 Mo.	1	1	1	1250-2725	27,804	27,804
Physical Plant Operations:						
Maintenance Mechanic	2.8	4	4	2057-2256	104,278	106,861
Temporary Help-Plant Operations	4.9	-	-	(88,809)	-	-
Lead Groundswoker, Range A	1	1	1	1610-1925	23,096	23,096
Lead Custodian, Range A	1	1	1	1295-1531	17,613	18,370
Custodian, Range A	5.2	5.5	5.5	1203-1419	88,535	90,099
Student Assistant	-	4.6	4.6	3.35-6.33	45,794	45,794
Terminal Pay	-	-	-	(7,366)	-	-
Faculty And Staff Services:						
Management Comp. Adjust -Continuing	-	-	-	-	4,389	4,389
Totals, Institutional Support	18.2	19.1	19.1	\$337,149	\$351,643	\$356,547
Totals, Dormitory Revenue Fund- Housing	48.8	51.3	51.3	\$543,030	\$583,829	\$591,128
Dormitory Revenue Fund- Parking:						
Institutional Support:						
Financial Operations:						
Administrator I- 12 Mo.	0.6	0.5	0.5	1250-2725	10,002	10,002
Logistical Services:						
Parking Officer, Range A	2	2	2	1425-1688	39,475	40,314
Public Safety Dispatcher, Range A	-	0.5	0.5	1401-1660	8,408	8,767
Temporary Help	0.6	-	-	(8,206)	-	-
Overtime	-	-	-	(1,569)	370	370
Evening And Night Shift Differential	-	-	-	(183)	64	64
Faculty And Staff Services:						
Management Comp. Adjust -Continuing	-	-	-	-	918	918
Totals, Institutional Support	3.2	3	3	\$51,478	\$59,237	\$60,435
Independent Operations:						
Campus Innovation:						
Temporary Help	0.8	-	-	(11,158)	-	-
Totals, Independent Operations ..	0.8	-	-	\$11,158	-	-
Totals, Dormitory Revenue Fund- Parking	4	3	3	\$62,636	\$59,237	\$60,435
Continuing Education Revenue Fund:						
Instruction:						
Special Session Instruction:						
Summer Session Faculty	2.2	1.8	1.8	(37,898)	34,736	34,736
Extension Instruction:						
Temporary Help	0.2	-	-	(2,587)	-	-
Extension Faculty	0.6	1.6	1.6	(8,205)	22,928	25,106
Totals, Instruction	3	3.4	3.4	\$48,690	\$57,664	\$59,842
Institutional Support:						
Executive Management:						
Administrator IV- 12 Mo.	0.6	-	-	3333-6813	-	-
Administrative Assistant I	-	0.7	0.7	2105-2425	16,926	17,730
Administrative Aid, Range A	0.7	-	-	1733-2082	-	-
Clerical Assistant IVA	0.2	0.3	0.3	1524-1814	5,381	5,441
Clerical Assistant IIIA	-	1	1	1378-1632	16,542	17,247

6610 HUMBOLDT STATE UNIVERSITY—Continued

ORGANIZATIONAL UNIT Classification	NUMBER OF POSITIONS			EXPENDITURES		
	Filled 1983-84	Authorized 1984-85	Proposed 1985-86	Actual 1983-84	Estimated 1984-85	Proposed 1985-86
Temporary Help	0.7	1.2	1.2	SALARY RANGE		
Clerical Assistant IIA	1	-	-	(9,880)	19,851	19,851
Totals, Institutional Support	3.2	3.2	3.2	1189-1401	-	-
Totals, Continuing Education				\$68,478	\$58,700	\$60,269
Revenue Fund	6.2	6.6	6.6	\$117,168	\$116,364	\$120,111
Totals, Humboldt State University	1041.3	1069.5	1069.5	\$24,949,712	\$29,396,901	\$30,150,728

6610 CALIFORNIA STATE COLLEGE, BAKERSFIELD ¹

General Fund:						
Instruction:						
Regular Instruction:						
Instructional Support:						
				SALARY RANGE		
Associate Dean, grad Studies-12 Mo	-	0.5	0.5	\$1619-4085	\$13,858	\$14,612
Depart. Chair-Assoc. Dean - 12 Mo.	1.1	1.3	1.3	1619-4085	36,030	37,992
Administrator IV- 12 Mo.	4.3	5.3	5.3	3333-6813	276,627	276,627
Depart. Chair-Assoc. Dean - AY	1	5.1	5.1	1426-3544	115,810	137,125
Coordinator-Teacher Education-AY	-	1.2	1.2	1426-3544	24,122	30,294
Administrator III- 12 Mo.	5	5	5	2500-5450	212,004	212,004
Supv Instructional Support Tech III	1	1	1	2160-2602	31,217	31,217
Stage Technician IIA	1	1	1	1970-2370	28,449	28,449
Equip. Tech. Electro-Mechanical IIA	0.7	1	1	1970-2370	23,644	24,754
Public Affairs Assistant II	0.9	1	1	1838-2210	23,010	24,089
Instructional Support Tech. IA	2.4	3	3	1797-2160	73,552	74,878
Credential Analyst	1	1	1	1737-2086	25,022	25,022
Administrative Aid, Range A	1	1	1	1733-2082	20,798	21,764
Instructional Support Asst. IIIA	-	2.5	2.5	1646-1970	41,126	51,174
Clerical Assistant IVA	1.2	2	2	1524-1814	42,965	43,529
Senior Secretary A	6	6	6	1524-1814	128,732	129,620
Athletic Equipment Attendant IIA	1	1	1	1449-1718	20,615	20,615
Instructional Support Asst. IIA	3.1	3	3	1449-1718	56,824	59,000
Depart Secretary IIA, Stenography	3	3	3	1401-1660	57,797	58,577
Clerical Assistant IIIB	1.4	2	2	1401-1660	39,341	39,821
Graphics Spec. IA	1	1	1	1401-1660	19,910	19,910
Clerical Assistant IIIA	2.4	2	2	1378-1632	36,126	36,831
Temporary Help	13	0.7	0.7	(191,544)	11,580	11,580
Power Keyboard Operator, Range A	2.8	4	4	1350-1597	68,962	71,090
Depart Secretary IA, Stenography	5.9	7	7	1301-1537	126,790	127,476
Depart Secretary IA, Dictating	1.9	3.2	3.2	1301-1537	54,259	56,559
Instructional Support Asst. IA	-	0.8	0.8	1290-1524	12,649	13,181
Clerical Assistant IIB	-	0.4	0.4	1253-1480	6,142	6,400
Administrator I- 12 Mo.	1	1	1	1250-2725	22,440	22,440
Clerical Assistant IIA	1	1.9	1.9	1189-1401	28,070	29,247
Instructional Faculty:						
Head Coach-12 Month	1	1	1	3381-4085	46,436	49,024
Lecturer - AY - D	1.2	1	1	2936-3544	39,990	42,204
Professor - AY	71.2	72	72	2936-3544	2,938,417	3,023,421
Head Coach-AY	3.7	4	4	2936-3544	163,404	166,293
Part Time Faculty-AY	22.4	-	-	(480,969)	-	-
Lecturer - AY - C	4.3	5	5	2325-2802	160,356	164,616
Associate Professor-AY	30	30	30	2325-2802	965,924	995,113
Coach-AY	0.8	1	1	2325-2802	30,416	32,089
Sabbatical Leave Replacement	1.7	2	2	(35,992)	48,245	48,576
Faculty Development Leaves	0.3	-	-	(7,439)	-	-
Lecturer - AY - B	6.1	8	8	1847-2220	199,634	210,306
Assistant Professor-AY	15.1	34.5	34.5	1847-2220	932,531	983,644
Lecturer - AY - A	0.8	1	1	1689-2024	20,880	21,998
Faculty Promotions - New	-	-	-	-	-	11,520
Faculty Promotions - Continuing	-	-	-	-	10,880	25,199
Market Condition Salary Supplements	-	-	-	-	566	-
Exceptional Merit Service Awards	-	-	-	(12,000)	-	-
Music Studio Instructional Faculty	0.2	-	-	(4,545)	-	-
Instructionally Related Activities:						
Temporary Help	0.1	-	-	(799)	-	-
Totals, Instruction	223.0	228.4	228.4	\$6,196,693	\$7,236,150	\$7,509,880
Academic Support:						
Libraries:						
Librarian-12 Month	1	1	1	2709-3268	38,950	39,217
Administrator III- 12 Mo.	-	1	1	2500-5450	38,110	38,110
Superv Assoc. Librarian-12 Month	0.1	1	1	2467-2974	36,813	37,066
Senior Assistant Librarian-12 Month	2.2	2.3	2.3	1914-2646	61,285	64,644
Supervising Library Assistant IIIA	1	1	1	1699-2038	20,392	21,307
Library Assistant IIIA	1.3	3	3	1696-2034	69,184	70,098
Assistant Librarian-12 Month	1	2.3	2.3	1652-2270	51,154	53,909
Library Assistant IIA	1	1	1	1557-1855	22,260	22,260
Clerical Assistant IIIA	1	1	1	1378-1632	17,129	17,867
Secretary A	0.9	1	1	1378-1632	17,235	17,976
Library Assistant IA	-	0.6	0.6	1378-1632	9,925	10,348
Temporary Help	8.4	3.4	3.4	(124,352)	56,243	56,243
Clerical Assistant IIA	2.8	3	3	1189-1401	46,521	48,481
Student Assistant	4.9	4.1	4.1	(43,926)	40,816	40,816

¹The Salary Range and amounts shown in 1984-85 and 1985-86 for the California State University do reflect the 1984-85 fiscal year salary increase adjustment.

6610 CALIFORNIA STATE COLLEGE, BAKERSFIELD—Continued

ORGANIZATIONAL UNIT	NUMBER OF POSITIONS			EXPENDITURES		
	Classification	Filled 1983-84	Authorized 1984-85	Proposed 1985-86	Actual 1983-84	Estimated 1984-85
SALARY RANGE						
Audio-Visual Services:						
Audio Visual Coordinator-12 Month	-	0.8	0.8	1619-4085	22,171	23,379
Equipment Tech.Electronic III	0.8	1	1	2160-2602	31,217	31,217
Instructional Support Tech. IIA	-	1	1	1970-2370	23,644	24,754
Equip.Tech.Specialized Equip. IIA	0.5	1	1	1970-2370	23,644	24,754
Temporary Help	4.3	0.3	0.3	(63,227)	4,962	4,962
Depart Secretary IA, Dictating	1	1	1	1301-1537	18,448	18,448
Student Assistant	0.2	0.2	0.2	(1,588)	1,991	1,991
Computing Support:						
Instruct. Computing Consultant III	0.1	1	1	2739-3305	32,875	34,442
Administrator III- 12 Mo.	2	2	2	2500-5450	72,406	72,406
Programmer II	-	2	2	2273-2739	60,149	61,455
Equipment Tech.Electronic III	1	1	1	2160-2602	31,217	31,217
Instruct. Computing Consultant I	1	1	1	1907-2294	24,345	25,490
Senior Computer Operator, Range A	-	1	1	1610-1925	19,323	20,172
Senior Data Control Tech., Range A	1.4	2	2	1486-1764	41,821	42,354
Computer Operator, Range A	1.9	2	2	1419-1681	38,963	39,777
Clerical Assistant IIIA	1	1	1	1378-1632	19,584	19,584
Temporary Help	6.9	-	-	(102,018)	-	-
Senior Data Entry Operator, Range A	0.6	-	-	1344-1590	-	-
Data Control Technician, Range A	-	1	1	1322-1563	16,202	16,894
Administrator I- 12 Mo.	1	1	1	1250-2725	26,148	26,148
Data Entry Operator, Range A	-	0.5	0.5	1203-1419	7,370	7,677
Ancillary Support:						
Student Writing Skills:						
Temporary Help	0.7	-	-	(10,137)	-	-
Totals, Academic Support	50	46.5	46.5	\$853,636	\$1,042,497	\$1,065,463
Student Service:						
Social And Cultural Development:						
Administrator III- 12 Mo.	1	1	1	2500-5450	41,796	41,796
Student Affairs Officer - 12 Mo.	1	1	1	2104-2534	28,144	29,482
Student Affairs Assistant II- 12 Mo	1	1	1	1928-2320	23,953	25,087
Clerical Assistant IIIB	1	1	1	1401-1660	18,623	19,431
Temporary Help	7	-	-	(103,690)	-	-
Supplementary Educational Serv.-Eop:						
Superv Stndt Affairs Off III-12 Mo.	1	1	1	2104-2534	30,398	30,398
Administrator II- 12 Mo.	1	1	1	2083-4088	27,500	27,500
Student Affairs Assistant II- 12 Mo	1	1	1	1928-2320	27,834	27,834
Clerical Assistant IVA	1	1	1	1524-1814	21,764	21,764
Clerical Assistant IIIB	1	1	1	1401-1660	19,910	19,910
Temporary Help	2.6	2.1	2.1	(38,138)	34,738	34,738
Clerical Assistant IIA	-	1	1	1189-1401	14,564	15,171
Student Assistant	0.3	0.3	0.3	(2,333)	2,987	2,987
Counseling And Career Guidance:						
Counseling:						
Student Affairs Officer IV - 12 Mo	2	2	2	2655-3202	75,092	76,858
Administrator III- 12 Mo.	1	1	1	2500-5450	46,632	46,632
Student Affairs Assistant II- 12 Mo	-	0.5	0.5	1928-2320	11,569	12,112
Clerical Assistant IVA	0.4	1	1	1524-1814	21,201	21,764
Clerical Assistant IIIB	0.6	-	-	1401-1660	-	-
Temporary Help	1.7	0.2	0.2	(25,557)	3,309	3,309
Testing:						
Student Affairs Officer III - AY	-	2	2	1833-2204	44,001	46,068
Clerical Assistant IIIA	-	1	1	1378-1632	19,584	19,584
Placement:						
Student Affairs Officer - 12 Mo.	1	1	1	2104-2534	30,398	30,398
Administrator II- 12 Mo.	-	1.5	1.5	2083-4088	41,250	41,250
Student Affairs Assistant II- 12 Mo	-	0.5	0.5	1928-2320	11,569	12,112
Clerical Assistant IIIB	1	1	1	1401-1660	19,910	19,910
Temporary Help	1.2	-	-	(17,976)	-	-
Financial Aid:						
Student Affairs Officer - 12 Mo.	1	1	1	2104-2534	30,398	30,398
Administrator II- 12 Mo.	2	1.5	1.5	2083-4088	41,250	41,250
Student Affairs Assistant II- 12 Mo	1	1	1	1928-2320	27,834	27,834
Stud. Pers Tech, Financial Aid, Rg A	1	1	1	1593-1902	21,320	22,314
Clerical Assistant IIIA	1	1	1	1378-1632	19,584	19,584
Temporary Help	1.6	-	-	(23,268)	-	-
Clerical Assistant IIB	-	1.2	1.2	1253-1480	17,793	18,536
Student Support:						
Health Services:						
Physician I-10 Mo - Range A	-	0.5	0.5	4462-5374	22,312	23,397
Administrator IV- 12 Mo.	1	1	1	3333-6813	68,628	68,628
Pharmacist - 10 Month Range A	0.6	0.6	0.6	2578-3109	16,979	17,795
Clinical Lab. Technologist IIA	1	1	1	2180-2626	28,057	29,396
Superv Registered Nurse III-12 Mo.	1	1	1	2025-2437	29,238	29,238
Registered Nurse II-10 Month Rng A	1	1	1	1847-2221	22,202	22,202
Student Affairs Assistant I - 12 Mo	-	0.5	0.5	1684-2019	10,104	10,536
Medical Secretary, Range A	1	1	1	1563-1864	19,614	20,459
Temporary Help	1.1	0.5	0.5	(15,967)	8,271	8,271
Clerical Assistant IIB	0.8	1	1	1253-1480	15,889	16,564
Clinical Aid, Range A	-	0.2	0.2	1133-1333	2,773	2,886
Housing Services:						
Administrator II- 12 Mo.	-	0.6	0.6	2083-4088	16,500	16,500
Temporary Help	2.2	0.3	0.3	(33,051)	4,962	4,962
Clerical Assistant IIB	1	1	1	1253-1480	16,000	16,679

6610 CALIFORNIA STATE COLLEGE, BAKERSFIELD—Continued

1
2
3
4
5
6
7
8
9
10
11
12
13
14
15
16
17
18
19
20
21
22
23
24
25
26
27
28
29
30
31
32
33
34
35
36
37
38
39
40
41
42
43
44
45
46
47
48
49
50
51
52
53
54
55
56
57
58
59
60
61
62
63
64
65
66
67
68
69
70
71
72
73
74
75
76
77
78
79
80
81
82
83
84
85
86
87
88
89
90
91
92
93
94
95
96
97
98

ORGANIZATIONAL UNIT Classification	NUMBER OF POSITIONS			EXPENDITURES		
	Filled 1983-84	Authorized 1984-85	Proposed 1985-86	Actual 1983-84	Estimated 1984-85	Proposed 1985-86
Disabled Students:				SALARY RANGE		
Student Affairs Assistant II- 12 Mo	-	0.5	0.5	1925-2320	11,569	12,112
Temporary Help	1.9	0.7	0.7	(27,917)	11,580	11,580
Clerical Assistant IIA	-	0.5	0.5	1189-1401	7,282	7,586
Student Assistant	0.2	0.5	0.5	(1,940)	4,978	4,978
Totals, Student Service	48.2	43.2	43.2	\$1,003,203	\$1,091,843	\$1,109,800
Institutional Support:						
Executive Management:						
President	-	1	1	4884-7341	83,544	83,544
Coordinator-Personnel-12 Mo	-	0.5	0.5	1619-4085	13,858	14,612
Administrator IV- 12 Mo.	3	3	3	3333-6813	155,892	155,892
Administrator III- 12 Mo.	2	2.5	2.5	2500-5450	112,271	112,271
Administrator II- 12 Mo.	1	2	2	2083-4088	63,500	63,500
Assistant Budget Analyst	0.7	-	-	2015-2425	-	-
Executive Secretary, Range A	1	1	1	1772-2130	25,564	25,564
Clerical Assistant IVA	1	1	1	1524-1814	21,764	21,764
Senior Secretary A	4	4	4	1524-1814	87,057	87,057
Clerical Assistant IIIB	1	1	1	1401-1660	18,690	19,499
Temporary Help	10.5	-	-	(155,261)	-	-
Clerical Assistant IIB	1	1	1	1253-1480	17,756	17,756
Overtime	-	-	-	(72)	-	-
Evening And Night Shift Differential	-	-	-	(103)	-	-
Financial Operations:						
Administrator II- 12 Mo.	2	2	2	2083-4088	66,060	66,060
Accountant I	1	1	1	2015-2425	28,442	29,102
Administrative Assistant I	-	0.5	0.5	2105-2425	12,090	12,664
Payroll Personnel Trans Clerk IIIA	1	1	1	1733-2082	24,967	24,967
Accounting Technician IIIA	0.4	1	1	1660-1988	21,201	22,189
Senior Account Clerk, Range A	-	0.6	0.6	1419-1681	10,198	10,633
Accounting Technician IIA	1.4	2	2	1419-1681	38,941	39,755
Clerical Assistant IIIA	3	3	3	1378-1632	56,679	57,929
Temporary Help	1.9	0.6	0.6	(27,349)	9,926	9,926
Intermediate Account Clerk, Range A	1.5	1	1	1223-1443	15,967	16,640
Overtime	-	-	-	(289)	-	-
General Administrative Services:						
Student Admissions And Records:						
Superv Stndt Affairs Off IV-12 Mo	1	1	1	2655-3202	38,429	38,429
Student Affairs Assistant IV	1	1	1	2510-3027	36,323	36,323
Administrator III- 12 Mo.	1	1	1	2500-5450	46,632	46,632
Evaluation Technician I	1	1	1	1593-1902	22,825	22,825
Clerical Assistant IVA	1	1	1	1524-1814	21,764	21,764
Clerical Assistant IIIA	3	3	3	1378-1632	55,299	56,415
Temporary Help	2.8	0.7	0.7	(41,511)	11,580	11,580
Clerical Assistant IIB	2.7	3	3	1253-1480	51,401	52,076
Administrator I- 12 Mo.	1	2	2	1250-2725	42,966	42,966
Data Entry Operator, Range A	1	1	1	1203-1419	17,025	17,025
Clerical Assistant IIA	1	2.8	2.8	1189-1401	42,353	44,124
Overtime	-	-	-	(226)	-	-
Student Affirmative Action:						
Student Affairs Officer - 12 Mo.	1	1	1	2104-2534	30,398	30,398
Temporary Help	2.3	1	1	(33,478)	16,542	16,542
Student Assistant	1.4	-	-	(12,088)	-	-
Employee Personnel And Records:						
Administrator III- 12 Mo.	1	1	1	2500-5450	38,604	38,604
Staff Services Tech IA - Personnel	1	1	1	1703-2044	24,511	24,511
Clerical Assistant IVA	1	1	1	1524-1814	21,764	21,764
Temporary Help	1.8	0.5	0.5	(26,734)	8,271	8,271
Clerical Assistant IIB	-	0.2	0.2	1253-1480	3,070	3,200
Logistical Services:						
Support Operations:						
Administrator II- 12 Mo.	1	1	1	2083-4088	32,916	32,916
Automotive Equipment Operator IA	1	1	1	1667-1822	21,856	21,856
Property Clerk IIA	1	1	1	1624-1943	23,318	23,318
Purchasing Agent, Range A	3	3	3	1550-1847	64,330	65,211
Duplicating Machine Supervisor IA	0.9	1	1	1431-1696	17,231	17,977
Shipping Receiving Assistant IA	1	1	1	1431-1696	20,354	20,354
Mail Services Supervisor IA	1	1	1	1431-1696	20,354	20,354
Clerical Assistant IIIA	1	1	1	1378-1632	19,584	19,584
Temporary Help	2.4	0.9	0.9	(35,954)	14,887	14,887
Duplicating Machine Oper IIA-Offset	1	1	1	1280-1511	18,135	18,135
Clerical Assistant IIB	0.5	0.5	0.5	1253-1480	8,878	8,878
Administrator I- 12 Mo.	1	1	1	1250-2725	24,384	24,384
Clerical Assistant IIA	-	0.3	0.3	1189-1401	4,369	4,551
Overtime	-	-	-	(52)	-	-
Public Safety:						
Supervising Public Safety Officer I	1	1	1	2194-2643	31,717	31,717
Public Safety Investigator	1	1	1	2095-2523	30,271	30,271
Administrator II- 12 Mo.	2	2	2	2083-4088	61,612	61,612
Public Safety Officer	6.9	8	8	2001-2408	224,605	227,381
Public Safety Dispatch, typing, rng A	2	2	2	1401-1660	39,821	39,821
Clerical Assistant IIIA	0.5	0.5	0.5	1378-1632	9,792	9,792
Temporary Help	2.1	-	-	(30,343)	-	-
Overtime	-	-	-	(816)	-	-
Evening And Night Shift Differential	-	-	-	(663)	-	-

6610 CALIFORNIA STATE COLLEGE, BAKERSFIELD—Continued

ORGANIZATIONAL UNIT Classification	NUMBER OF POSITIONS			EXPENDITURES		
	Filled 1983-84	Authorized 1984-85	Proposed 1985-86	Actual 1983-84	Estimated 1984-85	Proposed 1985-86
Physical Plant Operations:						
Maintenance Office Administration:				SALARY RANGE		
Administrator III- 12 Mo.	1	1	1	2500-5450	38,604	38,604
Temporary Help-Plant Operations	-	0.3	0.3	(57)	6,173	6,173
Clerical Assistant IIIA	1	1	1	1378-1632	19,910	19,910
Clerical Assistant IIA	0.9	1.5	1.5	1189-1401	22,192	23,124
Utility Plants:						
Refrigeration Mechanic	1	1	1	2256-2476	29,713	29,713
Administrator II- 12 Mo.	1	1	1	2083-4088	30,408	30,408
Automotive Mechanic	1	1	1	1955-2144	25,727	25,727
Operating Engineer	1	1	1	1722-1885	20,671	21,608
Temporary Help-Plant Operations	-	2.8	2.8	20580	57,620	57,620
Drafting Technician IA	-	0.6	0.6	1646-1970	11,844	12,369
Building Maintenance:						
Refrigeration Mechanic	1	1	1	2256-2476	29,713	29,713
Administrator II- 12 Mo.	1	1	1	2083-4088	28,932	28,932
Painter II	1	1	1	2057-2256	27,073	27,073
Electrician I	1	1	1	2057-2256	27,073	27,073
Plumber I	1	1	1	2057-2256	27,073	27,073
Carpenter I	1	1	1	1964-2154	24,781	25,846
Locksmith I	1	1	1	1964-2154	25,071	25,846
Building Service Engineer	0.6	1	1	1964-2256	25,168	26,357
Operating Engineer	0.4	-	-	1722-1885	-	-
Building Maintenance Worker	0.7	2	2	1715-1876	42,865	44,678
Temporary Help-Plant Operations	-	1	1	20580- YR.	20,579	20,579
Skilled Labor	1	1	1	1678-1834	21,028	22,004
Grounds Maintenance:						
Tractor Operator-Laborer, Range A	1	1	1	1741-1907	22,887	22,887
Temporary Help-Plant Operations	0.5	-	-	(9,512)	-	-
Automotive Equipment Operator IA	1	1	1	1667-1822	21,856	21,856
Lead Groundworker, Range A	1	2	2	1610-1925	42,419	43,268
Tree Trimmer IIA	0.9	1	1	1610-1925	20,101	20,997
Irrigation Specialist	2	2	2	1543-1838	43,137	44,129
Pest Control-spray Spec., Range A	1	1	1	1543-1838	22,065	22,065
Gardener, Range A	1	1	1	1543-1838	21,072	22,065
Groundworker, Range A	7.3	12.1	12.1	1419-1610	219,076	224,352
Administrator I- 12 Mo.	1	1	1	1250-2725	25,536	25,536
Custodial Services:						
Temporary Help-Plant Operations	2.1	0.1	0.1	(38,954)	2,058	2,058
Lead Custodian, Range A	2.8	3	3	1295-1531	55,109	55,109
Administrator I- 12 Mo.	1	2	2	1250-2725	37,770	37,770
Custodian, Range A	17.8	19.6	19.6	1203-1419	327,470	330,691
Faculty And Staff Services:						
Overtime	-	-	-	(11,043)	18,717	18,717
Management Comp. Adjustment -New	-	-	-	-	-	48,724
Management Comp. Adjust -Continuing	-	-	-	-	180,453	181,038
Evening And Night Shift Differential	-	-	-	(4,292)	6,912	6,912
Non-Faculty Reclac - New	-	-	-	-	-	17,462
Non-Faculty Reclac - Continuing	-	-	-	-	17,187	39,530
Management Reclac- New	-	-	-	-	-	5,847
Management Reclac- Continuing	-	-	-	-	4,914	11,302
Community Relations:						
Administrator II- 12 Mo.	-	0.7	0.7	2083-4088	19,250	19,250
Graphic Artist I	1	1	1	1789-2150	23,527	24,637
Temporary Help	1	-	-	(15,048)	-	-
Clerical Assistant IIB	-	0.5	0.5	1253-1480	7,677	8,000
Totals, Institutional Support	153.7	153.3	153.3	\$3,176,716	\$3,803,949	\$3,942,404
Independent Operations:						
Institutional Operations:						
Temporary Help	2.7	-	-	(39,690)	178,653	178,653
Student Assistant	7.7	-	-	(68,523)	-	-
Totals, Independent Operations ..	10.4	10.8	10.8	\$108,213	\$178,653	\$178,653
Totals, General Fund	485.3	482.2	482.2	\$11,338,461	\$13,353,092	\$13,806,200
Dormitory Revenue Fund- Housing:						
Student Service:						
Student Support:						
Student Affairs Assistant II- 12 Mo	0.4	-	-	1928-2320	-	-
Temporary Help	0.2	-	-	(3,274)	-	-
Head Resident IA	0.6	1	1	1367-1617	23,548	24,658
Student Assistant	2.2	0.4	0.4	(19,183)	3,982	3,982
Resident Assistant	-	5	5	0-4038	18,425	18,425
Totals, Student Service	3.4	6.4	6.4	\$41,202	\$45,955	\$47,065
Institutional Support:						
Financial Operations:						
Assistant Cashier-Clerk, Range A	0.5	0.5	0.5	1223-1443	7,661	7,984
Physical Plant Operations:						
Temporary Help-Plant Operations	0.2	0.2	0.2	(3,413)	4,116	4,116
Groundworker, Range A	1	1	1	1419-1610	19,323	19,323
Custodian, Range A	3	4	4	1203-1419	65,815	66,429
Student Assistant	0.9	1	1	(8,413)	9,955	9,955
Totals, Institutional Support	5.6	6.7	6.7	\$87,508	\$106,870	\$107,807
Totals, Dormitory Revenue Fund- Housing	9	13.1	13.1	\$128,710	\$152,825	\$154,872

6610 CALIFORNIA STATE COLLEGE, BAKERSFIELD—Continued

ORGANIZATIONAL UNIT Classification	NUMBER OF POSITIONS			EXPENDITURES		
	Filled 1983-84	Authorized 1984-85	Proposed 1985-86	Actual 1983-84	Estimated 1984-85	Proposed 1985-86
Dormitory Revenue Fund- Parking:						
Institutional Support:						
Financial Operations:						
Assistant Cashier-Clerk, Range A	0.5	0.5	0.5	1223-1443	7,661	7,984
Logistical Services:						
Parking Officer, Range A	0.7	1	1	1425-1688	17,469	18,220
Clerical Assistant IIIA	0.5	0.5	0.5	1378-1632	9,792	9,792
Temporary Help	0.5	0.6	0.6	(7,448)	9,925	9,925
Physical Plant Operations:						
Temporary Help-Plant Operations	0.1	0.6	0.6	(2,499)	12,348	12,348
Totals, Institutional Support	2.3	3.2	3.2	\$35,879	\$57,195	\$58,269
Totals, Dormitory Revenue Fund- Parking	2.3	3.2	3.2	\$35,879	\$57,195	\$58,269
Continuing Education Revenue Fund:						
Instruction:						
Special Session Instruction:						
Student Assistant	0.2	0.2	0.2	(1,658)	1,991	1,991
Summer Session Faculty	6.8	7.4	7.4	(116,500)	142,805	142,805
Extension Instruction:						
Extension Faculty	3.1	1.6	1.6	(42,431)	22,928	25,106
Totals, Instruction	10.1	9.2	9.2	\$160,589	\$167,724	\$169,902
Institutional Support:						
Executive Management:						
Administrator III- 12 Mo.	-	0.6	0.6	2500-5450	29,040	29,040
Clerical Assistant IIIA	1	1	1	1378-1632	19,584	19,584
Temporary Help	2.9	1.4	1.4	(42,453)	23,159	23,159
Administrator I- 12 Mo.	0.2	1	1	1250-2725	20,010	20,010
Clerical Assistant IIA	0.7	1.5	1.5	1189-1401	21,993	22,913
Student Assistant	1.9	1.1	1.1	(16,657)	10,951	10,951
Faculty And Staff Services:						
Management Comp. Adjust -Continuing ...	-	-	-	-	4,498	4,498
Totals, Institutional Support	6.7	6.6	6.6	\$92,138	\$129,235	\$130,155
Totals, Continuing Education Revenue Fund	16.8	15.8	15.8	\$252,727	\$296,959	\$300,057
Totals, California State College, Bakersfield	513.4	514.3	514.3	\$11,755,777	\$13,860,071	\$14,319,398

6610 CALIFORNIA STATE UNIVERSITY, LONG BEACH ¹

General Fund:						
Instruction:						
Regular Instruction:						
Instructional Support:						
Depart. Chair-Assoc. Dean - 12 Mo.	6.2	0.3	0.3	\$1619-4085	\$8,313	\$8,767
Academic Planner-12month	3.2	0.5	0.5	1619-4085	13,858	14,612
Administrator IV- 12 Mo.	5.2	11.5	11.5	3333-6813	601,664	601,664
Depart. Chair-Assoc. Dean - AY	-	3.6	3.6	1426-3544	144,027	145,683
Coordinator-Teacher Education-AY	-	4.4	4.4	1426-3544	177,384	178,731
Associate Systems Analyst	1	1	1	2578-3109	35,319	37,027
Student Affairs Assistant IV	0.4	1	1	2510-3027	36,323	36,323
Administrator III- 12 Mo.	30.6	27.8	27.8	2500-5450	1,223,240	1,223,240
Administrator III- A.Y.	1.3	4	4	2500-5450	168,828	168,828
Associate Administrative Analyst	1	1	1	2425-2924	34,158	35,095
Administrative Assistant II	-	1	1	2425-2924	29,102	30,499
Instruct. Computing Consultant II	1	1	1	2273-2739	32,875	32,875
Instructional Support Tech. III	3	3	3	2160-2602	93,651	93,651
Supv Instructional Support Tech III	1	1	1	2160-2602	28,234	29,570
Equipment Tech.Mechanical III	1.9	2	2	2160-2602	58,067	59,343
Equipment Tech.Electronic III	4	4	4	2160-2602	124,868	124,868
Equip.Tech.Specialized Equip. III	0.6	1	1	2160-2602	25,929	27,156
Supv Equip Tech III-Electronic	2	2	2	2160-2602	62,434	62,434
Supv Equip Tech III-Spec Equip	1.3	2	2	2160-2602	56,672	58,373
Assistant Systems Analyst	1	-	-	2140-2578	-	-
Administrator II- 12 Mo.	4.9	6	6	2083-4088	199,596	199,596
Administrator II- A.Y.	0.5	1	1	2083-4088	30,624	30,624
Student Affairs Assistant III	1	1	1	2066-2487	29,835	29,835
Glassblower, Range A	1	1	1	2063-2483	29,794	29,794
Accountant I	0.8	1	1	2015-2425	25,329	26,530
Assistant Administrative Analyst	0.4	1	1	2015-2425	25,249	25,988
Administrative Assistant I	10.4	10.2	10.2	2105-2425	287,063	289,984
Instructional Support Tech. IIA	2	2	2	1970-2370	55,606	56,898
Stage Technician IIA	1	1	1	1970-2370	28,449	28,449
Equipment Technician,mechanical IIA	3.2	4	4	1970-2370	105,019	107,288

¹The Salary Range and amounts shown in 1984-85 and 1985-86 for the California State University do reflect the 1984-85 fiscal year salary increase adjustment.

6610 CALIFORNIA STATE UNIVERSITY, LONG BEACH—Continued

1
2
3
4
5
6
7
8
9
10
11
12
13
14
15
16
17
18
19
20
21
22
23
24
25
26
27
28
29
30
31
32
33
34
35
36
37
38
39
40
41
42
43
44
45
46
47
48
49
50
51
52
53
54
55
56
57
58
59
60
61
62
63
64
65
66
67
68
69
70
71
72
73
74
75
76
77
78
79
80
81
82
83
84
85
86
87
88
89
90
91
92
93
94
95
96
97
98

ORGANIZATIONAL UNIT Classification	NUMBER OF POSITIONS			EXPENDITURES		
	Filled 1983-84	Authorized 1984-85	Proposed 1985-86	Actual 1983-84	Estimated 1984-85	Proposed 1985-86
				SALARY RANGE		
Equip.Tech.Electro-Mechanical IIA	1	1	1	1970-2370	28,449	28,449
Equipment Technician,electronic IIA	5.9	7	7	1970-2370	185,592	190,672
Equip.Tech.Specialized Equip. IIA	1	4.3	4.3	1970-2370	112,462	115,070
Supv Equip Tech II-Electro-Mech Rg A	1	1	1	1970-2370	28,449	28,449
Media Production Specialist II	1.4	-	-	1970-2370	-	-
Slide Curator IIA	0.2	1	1	1855-2231	22,260	23,318
Public Affairs Assistant II	0.8	1	1	1838-2210	22,065	23,096
Instructional Support Tech. IA	10.9	11.1	11.1	1797-2160	267,830	279,253
Supv Instructional Support Tech IA	0.3	-	-	1797-2160	-	-
Stage Technician IA	1	1	1	1797-2160	25,929	25,929
Costume Technician IIA	0.8	1	1	1797-2160	21,569	22,574
Equipment Technician,mechanical IA	1.8	2	2	1797-2160	51,858	51,858
Equipment Tech.Electro-Mechanical IA	4.7	4	4	1797-2160	102,934	103,717
Equipment Technician,electronic IA	4.5	5.5	5.5	1797-2160	126,697	130,973
Equipment Tech.Specialized Equip. IA	2.5	4	4	1797-2160	93,635	96,810
Graphic Artist I	0.1	-	-	1789-2150	-	-
Administrative Aid, Range A	10.4	12	12	1733-2082	295,536	296,502
Accompanist IIA	3.2	4.3	4.3	1718-2063	97,887	100,427
Technical	-	-	-	17180-YR.	-	-
Student Affairs Assistant I - 12 Mo	0.4	0.8	0.8	1684-2019	15,439	16,144
Junior Staff Analyst	1	1	1	1681-2015	22,924	23,999
Instructional Support Asst. IIIA	2.1	23.5	23.5	1646-1970	408,294	486,250
Costume Technician IA	0.6	0.5	0.5	1646-1970	11,822	11,822
Administrative Secretary, Range A	3.2	4	4	1624-1943	87,893	89,780
Slide Curator IA	0.2	-	-	1624-1943	-	-
Library Assistant IIA	1	1	1	1557-1855	22,260	22,260
Depart Secretary IIIA	0.5	1	1	1524-1814	21,764	21,764
Depart Secretary IIIA, Stenography	7	10	10	1524-1814	203,430	206,938
Clerical Assistant IVA	4.7	5.5	5.5	1524-1814	116,293	117,507
Senior Secretary A	11	12	12	1524-1814	258,528	261,011
Supervising Graphics Specialist IIA	1	1	1	1524-1814	21,764	21,764
Graphics Spec IIA,graphics Art-techn	0.5	1	1	1524-1814	20,433	21,133
Athletic Equipment Attendant IIA	1.3	2	2	1449-1718	36,994	38,604
Instructional Support Asst. IIA	4.5	7.6	7.6	1449-1718	145,952	149,331
Depart Secretary IIA, Stenography	20.4	22.3	22.3	1401-1660	431,878	435,431
Clerical Assistant IIIB	17	12.5	12.5	1401-1660	243,906	245,849
Secretary B	2.8	2	2	1401-1660	39,821	39,821
Graphics Spec. IA	0.5	0.5	0.5	1401-1660	9,955	9,955
Depart Secretary IIA	5.5	6	6	1378-1632	116,232	117,024
Depart Secretary IIA, Dictating	3.2	3	3	1378-1632	51,973	54,140
Clerical Assistant IIIA	12.7	20.8	20.8	1378-1632	365,192	377,904
Secretary A	4.8	4.6	4.6	1378-1632	85,678	87,681
Temporary Help	35.8	0.6	0.6	(529,031)	9,925	9,925
Power Keyboard Operator, Range A	6	8	8	1350-1597	142,220	146,052
Supervising Sr Data Entry Oper Rng A	1	1	1	1344-1590	19,088	19,088
Stock Clerk, Range A	1	1	1	1328-1570	18,840	18,840
Depart Secretary IA, Stenography	4	4.2	4.2	1301-1537	78,405	78,405
Depart Secretary IA, Dictating	0.9	1	1	1301-1537	16,101	16,787
Athletic Equipment Attendant IA	4.4	4	4	1290-1524	72,289	73,040
Instructional Support Asst. IA	1.7	2.3	2.3	1290-1524	39,569	40,081
Depart Secretary IA	0.2	1.5	1.5	1280-1511	24,513	25,560
Clerical Assistant IIB	16.3	14.7	14.7	1253-1480	252,055	256,429
Administrator I- 12 Mo.	5.6	5	5	1250-2725	119,310	119,310
Clerical Assistant IIA	13.2	13.7	13.7	1189-1401	218,625	223,464
Student Assistant	55.9	2.2	2.2	(496,494)	21,901	21,901
Overtime	-	-	-	(14,786)	-	-
Terminal Pay	-	-	-	(50,777)	-	-
Evening And Night Shift Differential	-	-	-	(414)	-	-
Instructional Faculty:						
Grant-Related Inst. Faculty - AY	0.6	-	-	1487-4492	-	-
Head Coach-12 Month	5.1	4.5	4.5	3381-4085	198,132	204,375
Lecturer - AY - D	15.1	21.9	21.9	2936-3544	822,818	858,250
Professor - AY	489.9	554.3	554.3	2936-3544	21,978,362	22,546,857
Part Time Faculty-AY	270.2	-	-	(4,970,925)	-	-
Coach-12 Month	7	8	8	2674-3225	273,934	287,204
Lecturer - AY - C	49.1	63.2	63.2	2325-2802	1,961,872	2,041,191
Associate Professor-AY	187.6	206	206	2325-2802	6,551,850	6,729,122
Coach-10 Month	5.8	6	6	2325-2802	192,810	200,190
Coaching Specialist-12 Month	1.1	3	3	2120-2552	80,942	83,898
Sabbatical Leave Replacement	-	16.5	16.5	1426-3544	400,032	400,750
Substitute Faculty	2.2	-	-	(47,810)	-	-
Coaching Assistant-12 Month	0.3	0.2	0.2	1933-2325	6,928	6,976
Lecturer - AY - B	91.3	133.4	133.4	1847-2220	3,308,131	3,453,299
Assistant Professor-AY	31.3	162.9	162.9	1847-2220	4,140,267	4,325,173
Coaching Specialist-10 Month	2.3	3.1	3.1	1847-2220	74,382	76,913
Lecturer - AY - A	9.8	12	12	1689-2024	286,259	291,094
Graduate Assistant	147.8	-	-	(662,400)	-	-
Faculty Promotions - New	-	-	-	-	-	82,858
Faculty Promotions - Continuing	-	-	-	-	82,161	190,266
Market Condition Salary Supplements	-	-	-	-	6,600	-
Exceptional Merit Service Awards	-	-	-	(64,500)	-	-

6610 CALIFORNIA STATE UNIVERSITY, LONG BEACH—Continued

ORGANIZATIONAL UNIT	NUMBER OF POSITIONS			EXPENDITURES		
	Filled 1983-84	Authorized 1984-85	Proposed 1985-86	Actual 1983-84	Estimated 1984-85	Proposed 1985-86
Classification						
Instructionally Related Activities:				SALARY RANGE		
Student Assistant	2.1	-	-	(18,808)	-	-
Totals, Instruction	1711.9	1557.3	1557.3	\$43,149,437	\$49,391,408	\$50,994,232
Academic Support:						
Libraries:						
Administrator IV- 12 Mo.	0.7	1	1	3333-6813	48,400	48,400
Supervising Librarian-12mo	5.8	2	2	2709-3268	77,900	78,434
Administrator III- 12 Mo.	3.8	4	4	2500-5450	164,362	164,362
Superv Assoc. Librarian-12 Month	2	3	3	2467-2974	106,349	107,078
Associate Librarian-12 Month	4.1	5	5	2467-2974	177,248	178,463
Assistant Systems Analyst	1	1	1	2140-2578	30,930	30,930
Administrative Assistant I	-	1	1	2105-2425	24,180	25,329
Superv Senior Asst Librarian-12 Mo.	-	-	-	1914-2646	-	-
Senior Assistant Librarian-12 Month	6.5	11.9	11.9	1914-2646	347,124	354,011
Equipment Tech.Electro-Mechanical IA	-	1	1	1797-2160	21,569	22,574
Equipment Technician,electronic IA	1	0.5	0.5	1797-2160	11,555	12,100
Supervising Library Assistant IIIA	0.9	1	1	1699-2038	24,460	24,460
Library Assistant IIIA	-	5	5	1696-2034	122,074	122,074
Student Affairs Assistant I - 12 Mo	2	2	2	1684-2019	48,448	48,448
Assistant Librarian-12 Month	6.7	11.8	11.8	1652-2270	288,041	297,190
Equipment Maintenance Assistant IA	0.5	1	1	1646-1970	21,092	22,071
Library Assistant IIA	8	9.3	9.3	1557-1855	197,661	200,933
Clerical Assistant IVA	2	2	2	1524-1814	43,529	43,529
Senior Secretary A	1	1	1	1524-1814	21,040	21,764
Instructional Support Asst. IIA	0.5	-	-	1449-1718	-	-
Computer Operator, Range A	1.5	2	2	1419-1681	40,343	40,343
Clerical Assistant IIIA	3	3.2	3.2	1378-1632	59,949	61,995
Library Assistant IA	11.9	11	11	1378-1632	213,097	214,409
Temporary Help	3.3	19.5	19.5	(48,431)	322,568	322,568
Book Repairer IIA	0.5	1	1	1301-1537	18,063	18,448
Instructional Support Asst. IA	0.3	1	1	1290-1524	17,534	18,291
Data Entry Operator, Range A	-	1	1	1203-1419	14,740	15,354
Clerical Assistant IIA	10.9	11.2	11.2	1189-1401	185,564	187,004
Student Assistant	30.5	22.3	22.3	(271,469)	222,001	222,001
Overtime	-	-	-	(20,377)	-	-
Evening And Night Shift Differential	-	-	-	(1,779)	-	-
Audio-Visual Services:						
Audio Visual Coordinator-12 Month	1	2	2	1619-4085	55,429	58,449
Audio Visual Coordinator-AY	-	2	2	1426-3544	40,204	50,490
Administrator III- 12 Mo.	1	2	2	2500-5450	90,288	90,288
Media Production Specialist III	1.1	1	1	2263-2726	32,718	32,718
Equipment Tech.Electronic III	1	1	1	2160-2602	31,217	31,217
Administrator II- 12 Mo.	2.4	2	2	2083-4088	62,016	62,016
Photographer II	-	-	-	2053-2472	-	-
Graphic Artist II	1	1	1	2053-2472	29,663	29,663
Instructional Support Tech. IIA	1	1	1	1970-2370	28,449	28,449
Equip.Tech.Electro-Mechanical IIA	1	1	1	1970-2370	28,449	28,449
Equipment Technician,electronic IIA	2	2	2	1970-2370	56,898	56,898
Media Production Specialist II	0.9	1	1	1970-2370	25,733	26,952
Equipment Tech.Electro-Mechanical IA	1	1	1	1797-2160	25,929	25,929
Supv Equip Tech I-Electronic Rge A	-	0.2	0.2	1797-2160	4,314	4,515
Supv Equip Tech I-Spec Equip Rge A	-	-	-	1797-2160	-	-
Photographer I	2.5	2.5	2.5	1789-2150	64,497	64,497
Junior Staff Analyst	0.2	-	-	1681-2015	-	-
Library Assistant IIA	0.9	1	1	1557-1855	22,260	22,260
Instructional Support Asst. IIA	4	5	5	1449-1718	101,088	102,202
Clerical Assistant IIIB	0.2	1	1	1401-1660	19,910	19,910
Clerical Assistant IIIA	1.7	1	1	1378-1632	16,718	17,433
Library Assistant IA	-	1	1	1378-1632	18,474	18,474
Temporary Help	-	1.1	1.1	16536- YR.	18,196	18,196
Instructional Support Asst. IA	1	1	1	1290-1524	18,291	18,291
Administrator I- 12 Mo.	0.1	1	1	1250-2725	20,010	20,010
Clerical Assistant IIA	0.2	-	-	1189-1401	-	-
Student Assistant	3.4	0.9	0.9	(29,796)	8,960	8,960
Overtime	-	-	-	(68)	-	-
Evening And Night Shift Differential	-	-	-	(339)	-	-
Television Services:						
Coordinator - AY	-	1	1	1426-3544	20,102	25,245
Television Engineer	-	1	1	2726-3290	32,718	34,285
Administrator II- 12 Mo.	0.6	1	1	2083-4088	29,220	29,220
Clerical Assistant IIIA	-	-	-	1378-1632	-	-
Temporary Help	0.3	-	-	(3,708)	-	-
Computing Support:						
Administrator IV- 12 Mo.	0.7	1	1	3333-6813	50,004	50,004
Staff Systems Analyst	0.9	-	-	2830-3416	-	-
Instruct. Computing Consultant III	1	2	2	2739-3305	75,764	77,500
Assoc. Systems Software Specialist	1	1	1	2578-3109	37,314	37,314
Administrator III- 12 Mo.	2.1	3	3	2500-5450	125,028	125,028
Programmer II	1.7	2	2	2273-2739	65,770	65,250
Instruct. Computing Consultant II	1	1	1	2273-2739	32,875	32,875
Assistant Systems Analyst	-	1	1	2140-2578	26,908	28,175
Administrator II- 12 Mo.	1	1	1	2083-4088	30,780	30,780
Equip.Tech.Electro-Mechanical IIA	1.7	2	2	1970-2370	51,961	54,421
Programmer I	3.2	3	3	1907-2294	76,319	78,613
Junior Staff Analyst	0.3	1	1	1681-2015	23,457	24,180

6610 CALIFORNIA STATE UNIVERSITY, LONG BEACH—Continued

ORGANIZATIONAL UNIT	NUMBER OF POSITIONS			EXPENDITURES			
	Classification	Filled 1983-84	Authorized 1984-85	Proposed 1985-86	Actual 1983-84	Estimated 1984-85	Proposed 1985-86
SALARY RANGE							
Senior Computer Operator, Range A	3	3	3	1610-1925	68,601	69,288	
Clerical Assistant IVA	0.6	1	1	1524-1814	20,280	21,201	
Senior Data Control Tech., Range A	1.5	1	1	1486-1764	18,091	18,875	
Computer Operator, Range A	2.2	3	3	1419-1681	56,253	57,887	
Secretary B	1	1	1	1401-1660	19,910	19,910	
Temporary Help	6.2	-	-	(92,182)	-	-	
Senior Data Entry Operator, Range A	1	1	1	1344-1590	18,756	19,088	
Data Control Technician, Range A	0.7	-	-	1322-1563	-	-	
Administrator I- 12 Mo.	1	1	1	1250-2725	27,804	27,804	
Data Entry Operator, Range A	2	2	2	1203-1419	32,222	32,859	
Student Assistant	0.9	-	-	(7,792)	-	-	
Overtime	-	-	-	(2,457)	-	-	
Evening And Night Shift Differential	-	-	-	(1,615)	-	-	
Ancillary Support:							
Marine Science Facil And Fisheries:							
Administrator III- 12 Mo.	1	1	1	2500-5450	44,652	44,652	
Instructional Support Tech. III	1	1	1	2160-2602	31,217	31,217	
Equipment Technician, mechanical IIA	1	1	1	1970-2370	28,449	28,449	
Instructional Support Tech. IA	1	1	1	1797-2160	25,929	25,929	
Temporary Help	0.2	-	-	(2,502)	-	-	
Clerical Assistant IIA	0.6	1	1	1189-1401	14,809	15,432	
Student Assistant	0.4	-	-	(3,228)	-	-	
Student Writing Skills:							
Part Time Faculty-AY	3.5	-	-	(75,672)	-	-	
Substitute Faculty	-	-	-	(101)	-	-	
Temporary Help	0.2	-	-	(2,725)	-	-	
Student Assistant	0.8	-	-	(7,159)	-	-	
Non-Faculty Reclass - New	-	-	-	-	-	-	
Totals, Academic Support	181.3	207.4	207.4	\$3,738,853	\$4,772,725	\$4,844,310	
Student Service:							
Social And Cultural Development:							
Administrator III- 12 Mo.	1.5	1	1	2500-5450	44,652	44,652	
Student Affairs Officer - 12 Mo.	-	1	1	2104-2534	25,257	26,448	
Administrator II- 12 Mo.	3.6	2	2	2083-4088	61,332	61,332	
Student Affairs Assistant II- 12 Mo	3	6	6	1928-2320	161,891	163,395	
Student Affairs Asst II- 10 Mo Rn A	1.7	-	-	1928-2320	-	-	
Student Affairs Assistant I - 12 Mo	-	0.5	0.5	1684-2019	10,104	10,556	
Clerical Assistant IVA	1.7	1	1	1524-1814	21,764	21,764	
Clerical Assistant IIIB	1	1	1	1401-1660	18,623	19,431	
Clerical Assistant IIIA	1	1	1	1378-1632	17,071	17,805	
Temporary Help	6.7	-	-	(99,480)	-	-	
Clerical Assistant IIB	1.1	1	1	1253-1480	15,041	15,667	
Clerical Assistant IIA	1	1	1	1189-1401	14,564	15,171	
Student Assistant	2.4	-	-	(21,111)	-	-	
Overtime	-	-	-	(58)	-	-	
Supplementary Educational Serv.-Eop:							
Student Affairs Officer V - 12 Mo	-	2	2	3357-4056	80,547	84,444	
Administrator III- 12 Mo.	0.5	1	1	2500-5450	46,176	46,176	
Student Affairs Officer - 12 Mo.	1	3	3	2104-2534	75,772	79,343	
Administrator II- 12 Mo.	1	1	1	2083-4088	31,320	31,320	
Administrative Assistant I	-	1	1	2105-2425	27,365	28,662	
Student Affairs Assistant II- 12 Mo	4	4.3	4.3	1928-2320	117,755	118,604	
Student Affairs Assistant I - 12 Mo	4.8	2	2	1684-2019	46,164	47,190	
Clerical Assistant IIIB	1	1	1	1401-1660	19,910	19,910	
Temporary Help	0.7	2.9	2.9	(10,591)	47,971	47,971	
Clerical Assistant IIA	4	4	4	1189-1401	65,411	66,042	
Student Assistant	18.2	16	16	(161,498)	159,283	159,283	
Counseling And Career Guidance:							
Counseling:							
Student Affairs Officer V - 12 Mo	1.6	2	2	3357-4056	97,341	97,341	
Counselor - AY - Professor	-	2	2	2915-3519	84,444	84,444	
Student Affairs Officer V - AY	3.5	4	4	2915-3519	156,866	163,575	
Student Affairs Officer IV - 12 Mo	2	3	3	2655-3202	105,817	109,061	
Administrator III- 12 Mo.	3.9	4	4	2500-5450	172,066	172,066	
Administrator III- A.Y.	1	1	1	2500-5450	38,736	38,736	
Student Affairs Officer - 12 Mo.	1	1	1	2104-2534	30,398	30,398	
Student Affairs Assistant II- 12 Mo	3.5	3.5	3.5	1928-2320	96,897	97,420	
Counselor - AY - Assistant Professor	1.9	4	4	1833-2204	80,398	100,271	
Student Affairs Officer III - AY	0.4	1.4	1.4	1833-2204	30,801	32,248	
Student Affairs Assistant I - 12 Mo	1	1	1	1684-2019	21,442	22,450	
Clerical Assistant IVA	1	1	1	1524-1814	20,502	21,442	
Clerical Assistant IIIB	2.7	3	3	1401-1660	59,731	59,731	
Clerical Assistant IIIA	1	1	1	1378-1632	18,505	19,310	
Secretary A	-	0.5	0.5	1378-1632	8,271	8,623	
Temporary Help	4.1	0.9	0.9	(60,069)	14,887	14,887	
Clerical Assistant IIB	1	1	1	1253-1480	17,756	17,756	
Clerical Assistant IIA	0.5	0.7	0.7	1189-1401	10,195	10,620	
Student Assistant	6.5	-	-	(58,200)	-	-	
Testing:							
Student Affairs Officer IV - 12 Mo	1	1	1	2655-3202	38,429	38,429	
Associate Systems Analyst	-	1	1	2578-3109	30,930	32,405	
Administrator III- 12 Mo	0.5	1	1	2500-5450	44,652	44,652	
Clerical Assistant IIIA	1	1	1	1378-1632	18,248	19,036	

6610 CALIFORNIA STATE UNIVERSITY, LONG BEACH—Continued

1
2
3
4
5
6
7
8
9
10
11
12
13
14
15
16
17
18
19
20
21
22
23
24
25
26
27
28
29
30
31
32
33
34
35
36
37
38
39
40
41
42
43
44
45
46
47
48
49
50
51
52
53
54
55
56
57
58
59
60
61
62
63
64
65
66
67
68
69
70
71
72
73
74
75
76
77
78
79
80
81
82
83
84
85
86
87
88
89
90
91
92
93
94
95
96
97
98

ORGANIZATIONAL UNIT Classification	NUMBER OF POSITIONS			EXPENDITURES		
	Filled 1983-84	Authorized 1984-85	Proposed 1985-86	Actual 1983-84	Estimated 1984-85	Proposed 1985-86
Student Assistant	0.3	-	-	SALARY RANGE (2,862) - -		
Placement:						
Superv Stdnt Affairs Off IV-12 Mo	2	2	2	2655-3202	72,873	74,530
Administrator III- 12 Mo.	0.5	1	1	2500-5450	45,264	45,264
Administrative Assistant II	0.5	1	1	2425-2924	29,102	30,499
Student Affairs Assistant II- 12 Mo	2.2	5	5	1928-2320	126,286	131,820
Clerical Assistant IIIB	1	1	1	1401-1660	19,910	19,910
Secretary B	1	1	1	1401-1660	19,910	19,910
Clerical Assistant IIIA	2.5	2.5	2.5	1378-1632	44,397	45,454
Temporary Help	1.3	-	-	(19,203)	-	-
Clerical Assistant IIA	1.5	2	2	1189-1401	30,040	31,301
Student Assistant	1.3	-	-	(11,720)	-	-
Financial Aid:						
Student Affairs Officer V - 12 Mo	-	-	-	3357-4056	-	-
Associate Systems Analyst	1	1	1	2578-3109	33,441	35,047
Administrator III- 12 Mo.	0.9	1	1	2500-5450	38,988	38,988
Counselor - 12 Mo - Asst Professor	-	1	1	2104-2534	27,703	29,025
Student Affairs Officer - 12 Mo.	0.5	0.5	0.5	2104-2534	12,629	13,224
Administrator II- 12 Mo.	1.6	3	3	2083-4088	82,888	82,888
Assistant Administrative Analyst	1	1	1	2015-2425	29,102	29,102
Administrative Assistant I	1.3	2	2	2105-2425	53,282	54,430
Student Affairs Assistant II- 12 Mo	4.5	4.5	4.5	1928-2320	116,196	119,490
Student Affairs Assistant I - 12 Mo	3	3	3	1684-2019	72,672	72,672
Stud. Pers Tech, Financial Aid, Rg A	1.7	4.5	4.5	1593-1902	86,877	90,651
Clerical Assistant IVA	1	1	1	1524-1814	21,764	21,764
Clerical Assistant IIIA	2	2	2	1378-1632	39,168	39,168
Temporary Help	8.5	3.1	3.1	(125,499)	51,280	51,280
Administrator I- 12 Mo.	2.2	2	2	1250-2725	56,160	56,160
Clerical Assistant IIA	4	4.4	4.4	1189-1401	70,838	71,688
Student Assistant	0.1	-	-	(1,249)	-	-
Overtime	-	-	-	(179)	-	-
Student Support:						
Health Services:						
Physician I-12 Mo - Range A	1	1	1	4462-5374	64,497	64,497
Physician I-10 Mo - Range A	6.3	8.5	8.5	4462-5374	427,207	434,257
Administrator IV- 12 Mo.	2.4	2.5	2.5	3333-6813	147,389	147,389
Pharmacist - 10 Month Range A	-	0.6	0.6	2578-3109	15,465	16,202
Pharmacist - 12 Month	1	2	2	2578-3109	68,244	69,719
Administrator III- 12 Mo.	-	-	-	2500-5450	-	-
Administrator III- 10 Mo.	-	-	-	2500-5450	-	-
Clinical Lab. Technologist IIA	1	1	1	2180-2626	31,517	31,517
Administrator II- 12 Mo.	0.5	1	1	2083-4088	29,808	29,808
Clinical Laboratory Technologist IA	1	2	2	2082-2392	52,277	54,766
Sanitarian II	0.5	0.5	0.5	2025-2437	14,623	14,623
Nurse Practitioner 10 Month Range A	5	5.9	5.9	2025-2437	140,046	140,905
Nurse Practitioner - 12 Month	1	1	1	2025-2437	29,238	29,238
Health Services Assistant, Range A	1	1	1	1881-2263	27,054	27,156
Physical Therapist I	-	0.5	0.5	1822-2190	10,928	11,444
Radiologic Technologist IIA	1	1	1	1805-2170	26,034	26,034
Equipment Tech.Specialized Equip. IA	-	0.5	0.5	1797-2160	10,784	11,287
Health Education Assistant	1	1	1	1756-2110	24,850	25,329
Registered Nurse I - 10 Month Rng A	4.3	4.4	4.4	1726-2072	91,165	91,165
Radiologic Technologist IA	1	1	1	1688-2025	24,292	24,292
Senior Secretary A	0.5	0.5	0.5	1524-1814	10,882	10,882
Health Record Technician	0.2	1	1	1524-1814	18,291	19,088
Clerical Assistant IIIB	2.5	2.5	2.5	1401-1660	49,433	49,776
Clerical Assistant IIIA	1	1	1	1378-1632	19,584	19,584
Temporary Help	2.1	2.5	2.5	(30,375)	41,355	41,355
Medical Transcriber, Range A	4	4	4	1339-1584	73,638	75,036
Clerical Assistant IIA	4	4	4	1189-1401	67,265	67,265
Clinical Aid IIA	2.9	5	5	1175-1384	76,283	78,463
Student Assistant	-	0.6	0.6	3.35-6.33	5,973	5,973
Housing Services:						
Administrator III- 12 Mo.	1.5	1	1	2500-5450	46,176	46,176
Clerical Assistant IIA	-	1	1	1189-1401	14,564	15,171
Student Assistant	0.6	-	-	(5,606)	-	-
Disabled Students:						
Administrator II- 12 Mo.	1	1	1	2083-4088	27,888	27,888
Clerical Assistant IIIA	1	1	1	1378-1632	19,584	19,584
Temporary Help	3.7	6.1	6.1	(54,912)	100,905	100,905
Student Assistant	5	1.2	1.2	(44,708)	11,946	11,946
Totals, Student Service	204.4	210	210	\$4,331,513	\$5,305,240	\$5,403,052
Institutional Support:						
Executive Management:						
President	1	1	1	4884-7341	87,240	87,240
Student Affairs Officer V - 12 Mo	-	1	1	3357-4056	40,273	42,222
Administrator IV- 12 Mo.	5.7	6	6	3333-6813	330,516	330,516
Associate Systems Analyst	0.2	-	-	2578-3109	-	-
Administrator III- 12 Mo.	3	3	3	2500-5450	135,922	135,922
Administrator II- 12 Mo.	11.2	4.7	4.7	2083-4088	144,770	144,770
Administrative Assistant I	0.5	1	1	2105-2425	26,530	27,783
Executive Secretary, Range A	0.2	1	1	1772-2130	21,268	22,260
Administrative Secretary, Range A	2.1	2	2	1624-1943	42,811	43,672

6610 CALIFORNIA STATE UNIVERSITY, LONG BEACH—Continued

ORGANIZATIONAL UNIT	NUMBER OF POSITIONS			EXPENDITURES			
	Classification	Filed 1983-84	Authorized 1984-85	Proposed 1985-86	Actual 1983-84	Estimated 1984-85	Proposed 1985-86
					SALARY RANGE		
11 Clerical Assistant IVA	1	1	1	1524-1814	21,764	21,764	
12 Senior Secretary A	0.7	-	-	1524-1814	-	-	
13 Editorial Aid, Range A	0.8	1	1	1461-1733	20,428	20,798	
14 Clerical Assistant IIIA	0.5	0.5	0.5	1378-1632	9,792	9,792	
15 Temporary Help	2.6	-	-	(37,664)	-	-	
16 Administrator I- 12 Mo.	4.8	1	1	1250-2725	23,509	23,509	
17 Student Assistant	6.8	-	-	(60,613)	-	-	
18 Overtime	-	-	-	(1,680)	-	-	
19 Terminal Pay	-	-	-	(3,270)	-	-	
20 Financial Operations:							
21 Administrator III- 12 Mo.	1	3	3	2500-5450	118,486	118,486	
22 Administrator II- 12 Mo.	5	5	5	2083-4088	156,912	156,912	
23 Assistant Administrative Analyst	0.1	1	1	2015-2425	29,102	29,102	
24 Assistant Budget Analyst	1.8	1.5	1.5	2015-2425	41,192	41,766	
25 Administrative Assistant I	0.9	2	2	2105-2425	52,952	54,430	
26 Payroll Personnel Trans Clerk IIIA	0.4	1	1	1733-2082	23,214	24,310	
27 Staff Services Tech IA - Personnel	1	1	1	1703-2044	24,511	24,511	
28 Staff Services Tech IA - Budget	1	1	1	1703-2044	24,511	24,511	
29 Accounting Technician IIIA	2.9	3	3	1660-1988	63,463	66,094	
30 Stud. Pers Tech, Financial Aid, Rg A	4.8	5	5	1593-1902	112,763	114,123	
31 Supervising Account Clerk IA	1.2	2	2	1557-1855	43,529	44,521	
32 Payroll Personnel Transact Clk IIA	6.3	6	6	1524-1814	119,235	123,489	
33 Clerical Assistant IVA	1.4	1	1	1524-1814	20,959	21,764	
34 Senior Cashier Clerk, Range A	3	3	3	1419-1681	60,372	60,372	
35 Senior Account Clerk, Range A	7.4	9	9	1419-1681	167,519	171,238	
36 Accounting Technician IIA	2.5	2.5	2.5	1419-1681	47,184	47,909	
37 Computer Operator, Range A	1	-	-	1419-1681	-	-	
38 Clerical Assistant IIIB	1	1	1	1401-1660	19,584	19,584	
39 Secretary B	1	1	1	1401-1660	19,910	19,910	
40 Temporary Help	23.6	-	-	(348,638)	-	-	
41 Bookkeeping Machine Operator IIA	0.9	1	1	1253-1480	17,756	17,756	
42 Administrator I- 12 Mo.	1.5	2.5	2.5	1250-2725	62,544	62,544	
43 Intermediate Account Clerk, Range A	1.2	1	1	1223-1443	17,280	17,280	
44 Clerical Assistant IIA	7.5	2.7	2.7	1189-1401	43,345	44,105	
45 Student Assistant	3	-	-	(27,015)	-	-	
46 Overtime	-	-	-	(15,375)	-	-	
47 Evening And Night Shift Differential	-	-	-	(478)	-	-	
48 General Administrative Services:							
49 Student Admissions And Records:							
50 Student Affairs Assistant IV	1.4	3	3	2510-3027	108,969	108,969	
51 Administrator III- 12 Mo.	3	2	2	2500-5450	87,720	87,720	
52 Associate Administrative Analyst	-	1	1	2425-2924	29,102	30,499	
53 Research Technician III	1	1	1	2425-2924	31,586	33,103	
54 Assistant Systems Analyst	2	2	2	2140-2578	60,449	61,859	
55 Administrator II- 12 Mo.	5.4	2	2	2083-4088	59,756	59,756	
56 Superv Stndt Affairs Asst III	0.4	1	1	2066-2487	29,835	29,835	
57 Graphic Artist II	I	1	1	2053-2472	29,663	29,663	
58 Administrative Assistant I	-	1	1	2105-2425	29,102	29,102	
59 Student Affairs Assistant II- 12 Mo	1	2	2	1928-2320	50,554	52,058	
60 Student Affairs Officer III - AY	-	1	1	1833-2204	22,001	23,034	
61 Credential Analyst	I	1	1	1737-2086	25,022	25,022	
62 Administrative Aid, Range A	0.1	1	1	1733-2082	20,879	21,849	
63 Staff Services Tech IA - Admin Sces	1	1	1	1703-2044	24,511	24,511	
64 Junior Staff Analyst	4.3	3	3	1681-2015	72,268	72,539	
65 Research Technician I	-	1	1	1681-2105	20,172	21,072	
66 Evaluation Technician I	15.5	28.1	28.1	1593-1902	583,437	597,919	
67 Clerical Assistant IVA	1	1	1	1524-1814	21,764	21,764	
68 Senior Data Control Tech., Range A	1	1	1	1486-1764	21,177	21,177	
69 Clerical Assistant IIIB	2.1	2	2	1401-1660	37,026	37,760	
70 Public Safety Dispatch, typing, rng A	-	1.5	1.5	1401-1660	25,224	26,301	
71 Clerical Assistant IIIA	8.7	3	3	1378-1632	56,210	57,797	
72 Secretary A	1	1	1	1378-1632	19,584	19,584	
73 Temporary Help	22.1	2.7	2.7	(326,386)	44,663	44,663	
74 Power Keyboard Operator, Range A	0.6	-	-	1350-1597	-	-	
75 Data Control Technician, Range A	1	-	-	1322-1563	-	-	
76 Power Keyboard Oper. Trainee Rng A	0.2	-	-	1253-1361	-	-	
77 Administrator I- 12 Mo.	8.2	16	16	1250-2725	331,896	331,896	
78 Clerical Assistant IIA	30.2	31.8	31.8	1189-1401	513,411	520,956	
79 Student Assistant	15.3	-	-	(135,943)	-	-	
80 Overtime	-	-	-	(8,340)	-	-	
81 Student Affirmative Action:							
82 Student Affairs Officer - 12 Mo.	-	1	1	2104-2534	30,398	30,398	
83 Administrator II- 12 Mo.	1	-	-	2083-4088	-	-	
84 Temporary Help	1.9	1	1	(27,891)	16,542	16,542	
85 Student Assistant	4.2	-	-	(37,114)	-	-	
86 Employee Personnel And Records:							
87 Administrator III- 12 Mo.	1	1	1	2500-5450	40,824	40,824	
88 Administrator II- 12 Mo.	0.4	4	4	2083-4088	125,088	125,088	
89 Clerical Assistant IIIA	1	1	1	1378-1632	19,584	19,584	
90 Secretary A	1.3	-	-	1378-1632	-	-	
91 Temporary Help	1.6	0.5	0.5	(23,361)	8,271	8,271	
92 Administrator I- 12 Mo.	1.2	2.8	2.8	1250-2725	69,657	69,657	
93 Student Assistant	0.3	-	-	(2,511)	-	-	

6610 CALIFORNIA STATE UNIVERSITY, LONG BEACH—Continued

1
2
3
4
5
6
7
8
9
10
11
12
13
14
15
16
17
18
19
20
21
22
23
24
25
26
27
28
29
30
31
32
33
34
35
36
37
38
39
40
41
42
43
44
45
46
47
48
49
50
51
52
53
54
55
56
57
58
59
60
61
62
63
64
65
66
67
68
69
70
71
72
73
74
75
76
77
78
79
80
81
82
83
84
85
86
87
88
89
90
91
92
93
94
95
96
97
98

ORGANIZATIONAL UNIT Classification	NUMBER OF POSITIONS			EXPENDITURES		
	Filled 1983-84	Authorized 1984-85	Proposed 1985-86	Actual 1983-84	Estimated 1984-85	Proposed 1985-86
Logistical Services:						
Support Operations:						
Administrator III- 12 Mo.	0.5	1	1	2500-5450	41,388	41,388
Lead Automotive Equipment Mechanic	1	-	-	2095-2298	-	-
Administrator II- 12 Mo.	0.5	2	2	2083-4088	63,152	63,152
Automotive Mechanic	1.5	1.5	1.5	1955-2144	38,397	38,590
Staff Services Tech IA - Admin Sces	1.3	1	1	1703-2044	23,411	24,511
Automotive Equipment Operator IA	0.3	0.5	0.5	1667-1822	10,928	10,928
Administrative Secretary, Range A	1	1	1	1624-1943	23,318	23,318
Property Clerk IIA	1	1	1	1624-1943	23,318	23,318
Purchasing Agent, Range A	4.4	5.5	5.5	1550-1847	109,656	114,002
Clerical Assistant IVA	1	1.1	1.1	1524-1814	22,086	22,974
Graphics Spec. IA	0.5	0.5	0.5	1401-1660	9,955	9,955
Clerical Assistant IIIA	0.5	2	2	1378-1632	35,441	36,831
Reproduction Processes Asst, Range A	4	5	5	1378-1632	91,692	93,938
Warehouse Worker, Range A	1.8	2	2	1378-1632	36,537	37,265
Temporary Help	1.3	0.7	0.7	(19,343)	11,580	11,580
Stock Clerk, Range A	1.7	2	2	1328-1570	35,623	36,338
Mail Clerk, Range A	2.8	3	3	1280-1511	54,094	54,404
Administrator I- 12 Mo.	2.1	5	5	1250-2725	110,106	110,106
Telephone Operator, Range A	1.8	2	2	1189-1401	30,714	32,009
Student Assistant	4.4	-	-	(39,540)	-	-
Overtime	-	-	-	(3,699)	-	-
Evening And Night Shift Differential	-	-	-	(19)	-	-
Public Safety:						
Administrator III- 12 Mo.	0.4	1	1	2500-5450	39,341	39,341
Supervising Public Safety Officer I	3	3	3	2194-2643	94,428	95,150
Public Safety Investigator	2	3	3	2095-2523	80,555	82,924
Administrator II- 12 Mo.	1	2	2	2083-4088	65,016	65,016
Public Safety Officer	12.8	12.8	12.8	2001-2408	347,230	354,081
Junior Staff Analyst	1.3	1	1	1681-2015	24,180	24,180
Clerical Assistant IVA	0.4	0.9	0.9	1524-1814	19,588	19,588
Public Safety Dispatch, typing, rng A	1	1	1	1401-1660	19,910	19,910
Public Safety Dispatcher, Range A	-	1	1	1401-1660	17,534	18,291
Overtime	-	-	-	(6,408)	-	-
Terminal Pay	-	-	-	(3,271)	-	-
Evening And Night Shift Differential	-	-	-	(4,195)	-	-
Physical Plant Operations:						
Maintenance Office Administration:						
Administrator III- 12 Mo.	2	2	2	2500-5450	82,020	82,020
Drafting Technician IIA	-	1	1	1970-2370	23,644	24,754
Temporary Help-Plant Operations	0.8	0.7	0.7	(14,888)	14,406	14,406
Drafting Technician IA	1	-	-	1646-1970	-	-
Clerical Assistant IVA	1	1	1	1524-1814	21,764	21,764
Clerical Assistant IIA	3.7	3	3	1189-1401	45,831	47,158
Student Assistant	2	1.4	1.4	(17,980)	13,937	13,937
Overtime	-	-	-	(3,204)	-	-
Utility Plants:						
Refrigeration Mechanic	2	2	2	2256-2476	59,426	59,426
Administrator II- 12 Mo.	1	2	2	2083-4088	57,948	57,948
Building Service Engineer	11	12	12	1964-2256	318,105	321,831
Building Maintenance:						
Supervising Electrician	1	1	1	2256-2476	29,713	29,713
Supervising Plumber	1	1	1	2256-2476	29,713	29,713
Supervising Carpenter	1	1	1	2154-2363	28,354	28,354
Supervising Painter	1	1	1	2154-2363	28,354	28,354
Electrician II	1	1	1	2154-2363	28,354	28,354
Materials Fabrication Specialist	1	1	1	2154-2363	28,354	28,354
Locksmith II	1	1	1	2154-2363	28,354	28,354
Administrator II- 12 Mo.	1	1	1	2083-4088	27,500	27,500
Carpenter II	1	-	-	2057-2256	-	-
Electrician I	4	3	3	2057-2256	81,220	81,220
Plumber I	2.9	3	3	2057-2256	78,830	79,992
Administrative Assistant I	1	1	1	2105-2425	29,102	29,102
Planner-estimator-scheduler	1	1	1	2015-2425	29,102	29,102
Carpenter I	3.9	5	5	1964-2154	128,744	129,228
Painter I	4.7	6	6	1964-2154	150,533	152,750
Locksmith I	1.3	2	2	1964-2154	49,016	50,917
Building Service Engineer	0.9	1	1	1964-2256	27,073	27,073
Automotive Mechanic	1	1	1	1955-2144	25,727	25,727
Building Maintenance Worker	5.7	6	6	1715-1876	133,082	134,367
Temporary Help-Plant Operations	0.5	3.6	3.6	(9,582)	74,084	74,084
Skilled Labor	-	3	3	1678-1834	60,390	63,083
Laborer, Range A	4.5	2	2	1419-1543	37,053	37,053
Overtime	-	-	-	(2,575)	-	-
Grounds Maintenance:						
Administrator II- 12 Mo.	0.5	1	1	2083-4088	27,500	27,500
Tractor Operator-Laborer, Range A	1	1	1	1741-1907	22,887	22,887
Automotive Equipment Operator IA	0.7	1	1	1667-1822	20,002	20,890
Lead Groundswoker, Range A	3	3	3	1610-1925	69,288	69,288
Tree Trimmer IIA	1	1	1	1610-1925	23,096	23,096
Irrigation Specialist	1.4	2	2	1543-1838	40,591	41,388
Pest Control-spray Spec., Range A	1	1	1	1543-1838	20,030	20,922
Gardener, Range A	1.9	2	2	1543-1838	42,806	44,129
Tree Trimmer IA	1	1	1	1543-1838	21,899	22,065
Groundswoker, Range A	18.1	17.9	17.9	1419-1610	336,537	341,252

6610 CALIFORNIA STATE UNIVERSITY, LONG BEACH—Continued

ORGANIZATIONAL UNIT Classification	NUMBER OF POSITIONS			EXPENDITURES		
	Filled 1983-84	Authorized 1984-85	Proposed 1985-86	Actual 1983-84	Estimated 1984-85	Proposed 1985-86
				SALARY RANGE		
Administrator I- 12 Mo.	1	1	1	1250-2725	25,536	25,536
Overtime	-	-	-	(405)	-	-
Custodial Services:						
Associate Administrative Analyst	1	1	1	2425-2924	29,102	30,499
Senior Planner-estimator-scheduler	0.8	-	-	2130-2565	-	-
Administrator II- 12 Mo.	0.5	1	1	2083-4088	28,356	28,356
Painter II	1	1	1	2057-2256	27,073	27,073
Painter I	-	1.2	1.2	1964-2154	30,930	31,170
Equipment Technician,mechanical IA	1	1	1	1797-2160	25,929	25,929
Equipment Tech.Specialized Equip. IA	1	1	1	1797-2160	25,146	25,929
Photographer I	1	1	1	1789-2150	25,799	25,799
Temporary Help-Plant Operations	0.8	-	-	(13,634)	-	-
Truck Driver, Range A	1.3	2	2	1667-1822	41,697	42,745
Shipping Receiving Assistant IA	1	1	1	1431-1696	20,354	20,354
Storekeeper IA	1	1	1	1431-1696	20,354	20,354
Groundswoker, Range A	-	2.2	2.2	1419-1610	40,991	42,131
Clerical Assistant IIIB	1	1	1	1401-1660	19,910	19,910
Window Cleaner, Range A	2	2	2	1390-1646	39,481	39,481
Clerical Assistant IIIA	1	2	2	1378-1632	36,452	37,157
Warehouse Worker, Range A	1	2	2	1378-1632	36,126	36,831
Lead Custodian, Range A	5.5	9	9	1295-1531	152,860	156,189
Instructional Support Asst. IA	1.6	2	2	1290-1524	32,444	33,812
Administrator I- 12 Mo.	8	8.5	8.5	1250-2725	161,391	161,391
Custodian, Range A	95.1	105.5	105.5	1203-1419	1,751,392	1,766,626
Overtime	-	-	-	(1,142)	-	-
Evening And Night Shift Differential	-	-	-	(924)	-	-
Faculty And Staff Services:						
Overtime	-	-	-	-	85,117	85,117
Management Comp. Adjustment -New	-	-	-	-	-	177,116
Management Comp. Adjust -Continuing	-	-	-	-	652,192	653,952
Evening And Night Shift Differential	-	-	-	-	56,931	56,931
Non-Faculty Reclac - New	-	-	-	-	-	74,591
Non-Faculty Reclac - Continuing	-	-	-	-	76,570	176,111
Management Reclac- New	-	-	-	-	-	21,254
Management Reclac- Continuing	-	-	-	-	14,667	33,734
Community Relations:						
Administrator II- 12 Mo.	-	1	1	2083-4088	30,780	30,780
Student Affairs Assistant II- 12 Mo	1	1	1	1928-2320	27,834	27,834
Public Affairs Assistant II	1	-	-	1838-2210	-	-
Temporary Help	1.4	-	-	(20,354)	-	-
Student Assistant	2.4	-	-	(21,015)	-	-
Totals, Institutional Support	547.1	515.3	515.3	\$10,384,693	\$12,246,452	\$12,772,572
Independent Operations:						
Institutional Operations:						
Part Time Faculty-AY	0.2	-	-	(3,936)	-	-
Public Safety Officer	2	2	2	2001-2408	57,783	57,783
Student Affairs Assistant II- 12 Mo	-	1	1	1928-2320	23,139	24,224
Accounting Technician IIIA	1.4	-	-	1660-1988	-	-
Groundswoker, Range A	2	-	-	1419-1610	-	-
Graphics Spec. IA	-	1	1	1401-1660	16,816	17,534
Reproduction Processes Asst, Range A	0.3	1	1	1378-1632	16,542	17,247
Temporary Help	124.7	114.6	114.6	(1,841,956)	1,895,707	1,895,707
Clerical Assistant IIA	0.4	-	-	1189-1401	-	-
Duplicating Machine Operator IA	0.3	-	-	1147-1350	-	-
Student Assistant	24.3	15.5	15.5	(215,656)	154,306	154,306
Overtime	-	-	-	(22,195)	-	-
Evening And Night Shift Differential	-	-	-	(1,325)	-	-
Totals, Independent Operations ..	155.6	135.1	135.1	\$2,210,330	\$2,164,293	\$2,166,801
Totals, General Fund	2800.3	2625.1	2625.1	\$63,814,826	\$73,880,118	\$76,180,967
Dormitory Revenue Fund- Housing:						
Student Service:						
Student Support:						
Head Resident IIA	1	2	2	1480-1756	38,829	39,599
Head Resident IA	2	4	4	1367-1617	69,878	72,900
Administrator I- 12 Mo.	-	1	1	1250-2725	29,508	29,508
Student Assistant	-	6.7	6.7	3.35-6.33	66,700	66,700
Totals, Student Service	3	13.7	13.7	\$49,995	\$204,915	\$208,707
Institutional Support:						
Financial Operations:						
Clerical Assistant IIIB	1	1	1	1401-1660	19,910	19,910
Student Assistant	0.6	-	-	(5,105)	-	-
Logistical Services:						
Administrator III- 12 Mo.	1	1	1	2500-5450	44,652	44,652
Clerical Assistant IIIA	1	1	1	1378-1632	19,584	19,584
Temporary Help	2.1	0.7	0.7	(30,670)	11,580	11,580
Student Assistant	-	0.1	0.1	3.35-6.33	996	996
Physical Plant Operations:						
Building Service Engineer	2	3	3	1964-2256	77,722	78,830
Building Maintenance Worker	2	3	3	1715-1876	65,591	66,515
Groundswoker, Range A	3	5	5	1419-1610	90,208	92,428

6610 CALIFORNIA STATE UNIVERSITY, LONG BEACH—Continued

ORGANIZATIONAL UNIT	NUMBER OF POSITIONS			EXPENDITURES		
	Filled 1983-84	Authorized 1984-85	Proposed 1985-86	Actual 1983-84	Estimated 1984-85	Proposed 1985-86
Classification						
Custodian, Range A	7.6	12	12	1203-1419	192,515	194,796
Clerical Assistant IIA	-	1	1	1189-1401	14,564	15,171
Student Assistant	6.9	4	4	(61,114)	39,821	39,821
Overtime	-	-	-	(3,154)	-	-
Faculty And Staff Services:						
Management Comp. Adjust -Continuing	-	-	-	-	6,845	6,845
Totals, Institutional Support	27.2	31.8	31.8	\$429,838	\$583,988	\$591,128
Totals, Dormitory Revenue Fund-						
Housing	30.2	45.5	45.5	\$479,833	\$788,903	\$799,835
Dormitory Revenue Fund- Parking:						
Institutional Support:						
Financial Operations:						
Junior Staff Analyst	-	1	1	1681-2015	20,172	21,072
Senior Cashier Clerk, Range A	1	1	1	1419-1681	20,124	20,124
Administrator I- 12 Mo.	0.6	0.5	0.5	1250-2725	11,748	11,748
Logistical Services:						
Supervising Public Safety Officer 1	1	1	1	2194-2643	31,717	31,717
Staff Services Tech IA - Admin Sees	1	1	1	1703-2044	24,511	24,511
Automotive Equipment Operator IA	-	0.5	0.5	1667-1822	10,001	10,445
Parking Officer, Range A	7	7	7	1425-1688	139,797	140,587
Public Safety Dispatch, typing, rng A	1	1	1	1401-1660	19,910	19,910
Public Safety Dispatcher, Range A	1	1	1	1401-1660	18,039	18,822
Temporary Help	5.3	-	-	(78,059)	-	-
Clerical Assistant IIB	-	4	4	1253-1480	61,415	65,332
Student Assistant	2.8	4	4	(25,322)	39,821	39,821
Overtime	-	-	-	(520)	-	-
Evening And Night Shift Differential	-	-	-	(2,049)	-	-
Physical Plant Operations:						
Equipment Tech.Electronic III	1	1	1	2160-2602	31,217	31,217
Laborer, Range A	2.7	3	3	1419-1543	54,078	54,809
Faculty And Staff Services:						
Management Comp. Adjust -Continuing	-	-	-	-	1,084	1,084
Totals, Institutional Support	24.4	26	26	\$413,916	\$483,634	\$491,199
Independent Operations:						
Campus Innovation:						
Temporary Help	-	1.6	1.6	16536-YR.	26,467	26,467
Totals, Independent Operations ..	-	1.6	1.6	-	\$26,467	\$26,467
Totals, Dormitory Revenue Fund-						
Parking	24.4	27.6	27.6	\$413,916	\$510,101	\$517,666
Continuing Education Revenue Fund:						
Instruction:						
Special Session Instruction:						
Student Assistant	2.4	8.5	8.5	(21,403)	84,619	84,619
Summer Session Faculty	70.5	71.2	71.2	(1,215,738)	1,374,007	1,374,007
Extension Instruction:						
Student Assistant	11.5	9.7	9.7	(102,615)	96,565	96,565
Extension Faculty	31.5	18	18	(426,135)	257,942	282,443
Totals, Instruction	115.9	107.4	107.4	\$1,765,891	\$1,813,133	\$1,837,634
Academic Support:						
Libraries:						
Student Assistant	1.2	1.1	1.1	(10,679)	10,951	10,951
Computing Support:						
Student Assistant	0.3	0.5	0.5	(3,012)	4,978	4,978
Totals, Academic Support	1.5	1.6	1.6	\$13,691	\$15,929	\$15,929
Institutional Support:						
Executive Management:						
Administrator IV- 12 Mo.	1.2	1	1	3333-6813	50,952	50,952
Administrator III- 12 Mo.	1	1	1	2500-5450	44,652	44,652
Administrator II- 12 Mo.	1.5	1	1	2083-4088	30,780	30,780
Extended Education Specialist- IA	-	1	1	2019-2430	24,224	25,375
Administrative Assistant I	-	1	1	2105-2425	24,180	25,329
Administrative Aid, Range A	0.8	-	-	1733-2082	-	-
Senior Secretary A	0.7	1	1	1524-1814	21,523	21,764
Secretary B	1.1	1	1	1401-1660	17,433	18,184
Clerical Assistant IIIA	0.9	1	1	1378-1632	16,953	17,681
Temporary Help	4	1.8	1.8	(59,484)	29,776	29,776
Assistant Cashier-Clerk, Range A	0.1	0.5	0.5	1223-1443	7,559	7,875
Clerical Assistant IIA	4.5	4.1	4.1	1189-1401	63,621	65,529
Clerical Assistant IA	-	1	1	1106-1301	13,546	14,100
Student Assistant	5	3.5	3.5	(44,322)	34,843	34,843
Financial Operations:						
Senior Account Clerk, Range A	1	1	1	1419-1681	19,147	19,983
Temporary Help	1.4	1	1	(20,934)	16,542	16,542
Intermediate Account Clerk, Range A	0.1	1	1	1223-1443	15,016	15,643
Overtime	-	-	-	(97)	-	-

6610 CALIFORNIA STATE UNIVERSITY, LONG BEACH—Continued

ORGANIZATIONAL UNIT Classification	NUMBER OF POSITIONS			EXPENDITURES		
	Filled 1983-84	Authorized 1984-85	Proposed 1985-86	Actual 1983-84	Estimated 1984-85	Proposed 1985-86
General Administrative Services:				SALARY RANGE		
Temporary Help	0.8	1	1	(11,264)	16,542	16,542
Clerical Assistant IIA	2.2	2.5	2.5	1189-1401	39,543	40,134
Logistical Services:						
Temporary Help	0.7	0.7	0.7	(9,630)	11,580	11,580
Student Assistant	0.3	0.5	0.5	(2,244)	4,978	4,978
Faculty And Staff Services:						
Management Comp. Adjust -Continuing	-	-	-	-	11,665	11,665
Totals, Institutional Support	27.3	26.6	26.6	\$457,552	\$515,055	\$523,907
Totals, Continuing Education Revenue Fund	144.7	135.6	135.6	\$2,237,134	\$2,344,117	\$2,377,470
Totals, California State University, Long Beach	2999.6	2833.8	2833.8	\$66,945,709	\$77,523,239	\$79,875,938

6610 CALIFORNIA STATE UNIVERSITY, LOS ANGELES ¹

General Fund:						
Instruction:						
Regular Instruction:						
Instructional Support:						
				SALARY RANGE		
Depart. Chair-Assoc. Dean - 12 Mo.	16	8	8	\$1619-4085	\$259,335	\$269,015
Depart. Chair-Assoc. Dean - AY	18.4	19.4	19.4	1426-3544	754,651	769,333
Coordinator-Teacher Education-AY	4.8	5.5	5.5	1426-3544	167,385	175,320
Administrator III- 12 Mo.	22.2	23	23	2500-5450	1,042,286	1,042,286
Administrator III- A.Y.	0.8	1	1	2500-5450	31,760	31,760
Associate Administrative Analyst	0.3	-	-	2425-2924	-	-
Administrative Assistant II	0.3	-	-	2425-2924	-	-
Programmer II	-	1	1	2273-2739	27,274	28,580
Instruct. Computing Consultant II	-	1	1	2273-2739	27,274	28,580
Instructional Support Tech. III	1	1	1	2160-2602	31,217	31,217
Equipment Tech.Mechanical III	1	1	1	2160-2602	31,217	31,217
Equip.Tech.Electro-Mechanical III	1	1	1	2160-2602	31,217	31,217
Equipment Tech.Electronic III	3	3	3	2160-2602	93,651	93,651
Equip.Tech.Specialized Equip. III	2	2	2	2160-2602	62,434	62,434
Supv Equip Tech III-Electro-Mech	2	2	2	2160-2602	62,434	62,434
Administrator II- 12 Mo.	4.6	5	5	2083-4088	148,360	148,360
Glassblower, Range A	1	1	1	2063-2483	29,794	29,794
Administrative Assistant I	2.7	4	4	2105-2425	109,945	113,770
Instructional Support Tech. IIA	2.5	2.5	2.5	1970-2370	67,636	70,854
Supervising Stage Technician IIA	1	1	1	1970-2370	28,449	28,449
Piano Technician IIA	0.5	0.5	0.5	1970-2370	12,007	12,573
Equipment Technician,mechanical IIA	4.5	5	5	1970-2370	137,995	139,138
Equip.Tech.Electro-Mechanical IIA	4	6	6	1970-2370	159,146	163,304
Equipment Technician,electronic IIA	4.7	7.5	7.5	1970-2370	197,759	201,713
Media Production Specialist II	-	1	1	1970-2370	28,449	28,449
Slide Curator IIA	1	1	1	1855-2231	26,778	26,778
Public Affairs Assistant II	-	1	1	1838-2210	26,530	26,530
Instructional Support Tech. IA	4.5	6	6	1797-2160	142,407	146,669
Stage Technician IA	1.5	1.5	1.5	1797-2160	38,600	38,894
Costume Technician IIA	1.5	1.5	1.5	1797-2160	36,341	37,441
Equipment Technician,mechanical IA	2	2	2	1797-2160	51,858	51,858
Equipment Tech.Electro-Mechanical IA	5	5	5	1797-2160	128,912	129,646
Equipment Technician,electronic IA	1.8	1	1	1797-2160	25,249	25,831
Equipment Tech.Specialized Equip. IA	1	2	2	1797-2160	45,124	47,236
Administrative Aid, Range A	4.8	5	5	1733-2082	116,808	120,039
Accompanist IIA	3.5	4	4	1718-2063	96,822	97,801
Staff Services Tech IA - Admin Sces	0.3	2	2	1703-2044	44,237	45,883
Junior Staff Analyst	1	3	3	1681-2015	67,955	70,173
Accounting Technician IIIA	1	1	1	1660-1988	23,586	23,853
Instructional Support Asst. IIIA	3	3.5	3.5	1646-1970	81,054	81,411
Equipment Maintenance Assistant IA	0.9	1	1	1646-1970	20,800	21,753
Administrative Secretary, Range A	1.8	2	2	1624-1943	46,636	46,636
Evaluation Technician I	0.3	1	1	1593-1902	22,825	22,825
Library Assistant IIA	1.5	1.5	1.5	1557-1855	33,391	33,391
Depart Secretary IIIA	2	2	2	1524-1814	41,971	42,885
Depart Secretary IIIA, Stenography	5.8	11	11	1524-1814	237,424	238,740
Clerical Assistant IVA	9.8	11	11	1524-1814	233,702	235,617
Senior Secretary A	0.8	5	5	1524-1814	98,403	100,792
Graphics Spec IIA,graphics Art-techn	-	1	1	1524-1814	21,603	21,764
Editorial Aid, Range A	0.9	-	-	1461-1733	-	-
Athletic Equipment Attendant IIA	4.3	4	4	1449-1718	79,448	81,660
Instructional Support Asst. IIA	9.2	22.2	22.2	1449-1718	381,064	417,545
Supervising Clerical Assistant IIIB	1.2	1	1	1401-1660	19,378	19,584
Depart Secretary IIA, Stenography	6.2	6	6	1401-1660	115,413	116,949
Superv Departmental Secretary IIB	3.3	4	4	1401-1660	76,786	77,682
Accompanist IA	-	0.5	0.5	1396-1653	8,375	8,734
Depart Secretary IIA	3.4	3.5	3.5	1378-1632	66,641	67,401
Depart Secretary IIA, Dictating	3.1	3.5	3.5	1378-1632	65,887	67,401

¹The Salary Range and amounts shown in 1984-85 and 1985-86 for the California State University do reflect the 1984-85 fiscal year salary increase adjustment.

6610 CALIFORNIA STATE UNIVERSITY, LOS ANGELES—Continued

1
2
3
4
5
6
7
8
9
10
11
12
13
14
15
16
17
18
19
20
21
22
23
24
25
26
27
28
29
30
31
32
33
34
35
36
37
38
39
40
41
42
43
44
45
46
47
48
49
50
51
52
53
54
55
56
57
58
59
60
61
62
63
64
65
66
67
68
69
70
71
72
73
74
75
76
77
78
79
80
81
82
83
84
85
86
87
88
89
90
91
92
93
94
95
96
97
98

ORGANIZATIONAL UNIT Classification	NUMBER OF POSITIONS			EXPENDITURES		
	Filled 1983-84	Authorized 1984-85	Proposed 1985-86	Actual 1983-84	Estimated 1984-85	Proposed 1985-86
				SALARY RANGE		
Clerical Assistant IIIA	18	27.9	27.9	1378-1632	525,304	533,718
Secretary A	3	3	3	1378-1632	57,486	58,256
Temporary Help	25.4	-	-	(375,304)	-	-
Power Keyboard Operator, Range A	1	1	1	1350-1597	19,166	19,166
Stock Clerk, Range A	-	1	1	1328-1570	16,268	16,960
Depart Secretary IA, Stenography	3.6	4.5	4.5	1301-1537	80,337	82,099
Depart Secretary IA, Dictating	6	7	7	1301-1537	123,429	125,549
Athletic Equipment Attendant IA	1	1	1	1290-1524	16,766	17,482
Instructional Support Asst. IA	3.4	8.2	8.2	1290-1524	130,836	139,079
Depart Secretary IA	6.1	6	6	1280-1511	104,447	106,579
Clerical Assistant IIB	13	-	-	1253-1480	-	-
Administrator I- 12 Mo.	8.8	7	7	1250-2725	151,122	151,122
Clerical Assistant IIA	20.2	33.2	33.2	1189-1401	554,662	565,056
Student Assistant	20.4	-	-	(181,439)	-	-
Overtime	-	-	-	(2,872)	-	-
Instructional Faculty:						
Lecturer - AY - D	0.7	1	1	2936-3544	36,400	38,408
Professor - AY	382.9	441	441	2936-3544	17,146,634	17,713,347
Head Coach-AY	8.4	7.5	7.5	2936-3544	282,069	293,607
Part Time Faculty-AY	227.3	-	-	(4,884,666)	-	-
Administrator III- A.Y.	-	0.5	0.5	2500-5450	15,880	15,880
Lecturer - AY - C	4.7	2	2	2325-2802	63,256	66,730
Associate Professor-AY	143.3	155.4	155.4	2325-2802	4,935,226	5,097,010
Coach-AY	1.4	7	7	2325-2802	194,002	204,573
Sabbatical Leave Replacement	-	15	15	1426-3544	361,838	364,318
Substitute Faculty	0.9	-	-	(18,628)	-	-
Instr Faculty- Extra Qtr- Qsyrto	58	142.3	142.3	(1,491,159)	4,130,355	4,158,672
Lecturer - AY - B	19.3	43.5	43.5	1847-2220	1,062,376	1,117,249
Assistant Professor-AY	57.9	107.5	107.5	1847-2220	2,729,279	2,875,609
Coaching Specialist-AY	-	2	2	1847-2220	44,023	46,411
Lecturer - AY - A	1	1	1	1689-2024	23,944	24,287
Graduate Assistant	58.4	-	-	(261,785)	-	-
Visiting Teacher	-	-	-	(6,187)	-	-
Evening And Night Shift Differential	-	-	-	(43)	-	-
Faculty Promotions - New	-	-	-	-	-	67,973
Faculty Promotions - Continuing	-	-	-	-	67,665	156,697
Exceptional Merit Service Awards	-	-	-	(49,500)	-	-
Totals, Instruction	1278.8	1247.6	1247.6	\$33,806,996	\$38,936,453	\$40,240,687
Academic Support:						
Libraries:						
Supervising Librarian-12mo	2	2	2	2709-3268	77,900	78,434
Librarian-12 Month	0.2	-	-	2709-3268	-	-
Librarian,prog Sces-12 Month	3.9	2.5	2.5	2709-3268	97,375	98,043
Administrator III- 12 Mo.	3.5	4.8	4.8	2500-5450	202,879	202,879
Superv Assoc. Librarian-12 Month	4.2	3	3	2467-2974	106,349	107,078
Associate Librarian-12 Month	2.6	1.5	1.5	2467-2974	53,174	53,539
Associate Librarian,prog Sces-12 Mo.	0.2	5.5	5.5	2467-2974	161,732	170,609
Graphic Artist II	0.8	1	1	2053-2472	29,551	29,663
Superv Senior Asst Librarian-12 Mo.	-	3	3	1914-2646	81,160	83,793
Senior Assistant Librarian-12 Month	0.8	4.3	4.3	1914-2646	135,634	136,564
Supervising Library Assistant IIIA	3.7	5	5	1699-2038	118,230	119,146
Library Assistant IIIA	3	3	3	1696-2034	72,147	73,244
Assistant Librarian-12 Month	-	0.5	0.5	1652-2270	11,248	11,854
Instructional Support Asst. IIIA	1	1	1	1646-1970	23,644	23,644
Senior Computer Operator, Range A	1	1	1	1610-1925	23,096	23,096
Supervising Library Assistant IIA	1	1	1	1560-1859	22,301	22,301
Library Assistant IIA	4.2	6.1	6.1	1557-1855	135,431	135,513
Storekeeper IA	1.1	1	1	1431-1696	20,354	20,354
Senior Account Clerk, Range A	1	1	1	1419-1681	18,883	19,701
Supervising Library Assistant IA	1	1	1	1381-1635	19,620	19,620
Clerical Assistant IIA	2.7	3	3	1378-1632	53,435	54,886
Library Assistant IA	-	0.5	0.5	1378-1632	8,271	8,623
Temporary Help	22.9	12	12	(338,401)	198,503	198,503
Data Control Technician, Range A	0.9	1	1	1322-1563	16,259	16,953
Clerical Assistant IIB	9.7	11.5	11.5	1253-1480	183,096	186,857
Administrator I- 12 Mo.	1	1	1	1250-2725	25,536	25,536
Data Entry Operator, Range A	-	0.5	0.5	1203-1419	7,370	7,677
Book Repairer IA	-	1	1	1199-1413	14,681	15,289
Student Assistant	43.8	16.8	16.8	(388,992)	167,247	167,247
Overtime	-	-	-	(1,467)	-	-
Audio-Visual Services:						
Administrator III- 12 Mo.	2	3.5	3.5	2500-5450	146,469	146,469
Administrator III- A.Y.	0.8	-	-	2500-5450	-	-
Media Production Specialist III	0.2	1	1	2263-2726	27,156	28,449
Equipment Tech.Electronic III	1	1	1	2160-2602	31,217	31,217
Supv Equip Tech III-Electro-Mech	1	1	1	2160-2602	31,217	31,217
Administrator II- 12 Mo.	1	1	1	2083-4088	35,256	35,256
Photographer II	1	1	1	2053-2472	29,663	29,663
Graphic Artist II	1	1	1	2053-2472	29,663	29,663
Equipment Technician,mechanical IIA	0.3	1	1	1970-2370	23,644	24,754
Equip.Tech.Electro-Mechanical IIA	1	2	2	1970-2370	52,093	53,203
Equipment Technician,electronic IIA	-	1	1	1970-2370	23,644	24,754
Media Production Specialist II	1.6	1	1	1970-2370	28,449	28,449

6610 CALIFORNIA STATE UNIVERSITY, LOS ANGELES—Continued

ORGANIZATIONAL UNIT	NUMBER OF POSITIONS			EXPENDITURES			
	Classification	Filled 1983-84	Authorized 1984-85	Proposed 1985-86	Actual 1983-84	Estimated 1984-85	Proposed 1985-86
				SALARY RANGE			
Instructional Support Tech. IA	1	1	1	1797-2160	25,146	25,929	
Equipment Tech.Electro-Mechanical IA	1	1	1	1797-2160	25,929	25,929	
Photographer I	1	1	1	1789-2150	25,799	25,799	
Graphic Artist I	1.5	1.5	1.5	1789-2150	38,456	38,698	
Clerical Assistant IVA	0.8	1	1	1524-1814	21,764	21,764	
Instructional Support Asst. IIA	1	2.2	2.2	1449-1718	41,484	42,378	
Temporary Help	3.1	-	-	(45,984)	-	-	
Instructional Support Asst. IA	-	0.1	0.1	1290-1524	1,581	1,647	
Student Assistant	2.3	-	-	(20,017)	-	-	
Overtime	-	-	-	(557)	-	-	
Evening And Night Shift Differential	-	-	-	(407)	-	-	
Television Services:							
Television Engineer	0.5	1	1	2726-3290	39,481	39,481	
Administrator III- 12 Mo.	1.1	1	1	2500-5450	44,652	44,652	
Administrator II- 12 Mo.	0.5	-	-	2083-4088	-	-	
Media Production Specialist II	0.4	-	-	1970-2370	-	-	
Clerical Assistant IVA	0.4	1	1	1524-1814	21,120	21,764	
Clerical Assistant IIIB	0.7	-	-	1401-1660	-	-	
Temporary Help	1.3	-	-	(19,833)	-	-	
Student Assistant	1	-	-	(8,544)	-	-	
Overtime	-	-	-	(69)	-	-	
Computing Support:							
Staff Systems Software Specialist	0.8	-	-	2830-3416	-	-	
Instruct. Computing Consultant III	-	1	1	2739-3305	32,875	34,442	
Supervising Assoc Systems Analyst	1.5	1	1	2578-3109	30,930	32,405	
Associate Systems Analyst	1	1	1	2578-3109	30,930	32,405	
Assoc. Systems Software Specialist	0.3	1	1	2578-3109	37,314	37,314	
Administrator III- 12 Mo.	3.9	3	3	2500-5450	136,044	136,044	
Programmer II	5	5	5	2273-2739	160,961	162,634	
Equipment Tech.Electronic III	1	1	1	2160-2602	31,217	31,217	
Administrator II- 12 Mo.	0.2	1	1	2083-4088	27,500	27,500	
Instruct. Computing Consultant I	0.6	-	-	1907-2294	-	-	
Equipment Technician,electronic IA	-	1	1	1797-2160	21,569	22,574	
Senior Computer Operator, Range A	3	3	3	1610-1925	69,288	69,288	
Senior Secretary A	0.8	-	-	1524-1814	-	-	
Senior Data Control Tech., Range A	3	3	3	1486-1764	63,150	63,530	
Computer Operator, Range A	2	2	2	1419-1681	37,055	37,928	
Clerical Assistant IIIB	0.9	1	1	1401-1660	16,542	17,247	
Temporary Help	15.5	-	-	(228,236)	-	-	
Supervising Sr Data Entry Oper Rng A	1	1	1	1344-1590	16,137	16,816	
Data Control Technician, Range A	1	1	1	1322-1563	16,202	16,894	
Depart Secretary IA	-	1	1	1280-1511	15,680	16,340	
Administrator I- 12 Mo.	1	1	1	1250-2725	26,148	26,148	
Data Entry Operator, Range A	2.7	2	2	1203-1419	31,765	32,379	
Clerical Assistant IIA	0.7	-	-	1189-1401	-	-	
Student Assistant	0.1	-	-	(1,269)	-	-	
Overtime	-	-	-	(11,185)	-	-	
Evening And Night Shift Differential	-	-	-	(1,329)	-	-	
Ancillary Support:							
Joint Doctoral Program:							
Part Time Faculty-AY	0.9	-	-	(18,842)	-	-	
Assistant Professor-12 Month	-	1	1	2120-2552	27,715	29,225	
Assistant Professor-AY	-	3.4	3.4	1847-2220	82,017	85,833	
Student Assistant	0.1	0.5	0.5	(582)	4,978	4,978	
Graduate Assistant	3.1	-	-	(14,084)	-	-	
Student Writing Skills:							
Part Time Faculty-AY	3.8	-	-	(82,687)	-	-	
Temporary Help	0.2	-	-	(2,781)	-	-	
Student Assistant	1.7	-	-	(14,943)	-	-	
Totals, Academic Support	200.5	155.7	155.7	\$3,627,768	\$3,745,006	\$3,794,922	
Student Service:							
Social And Cultural Development:							
Administrator III- 12 Mo.	1	1	1	2500-5450	40,608	40,608	
Administrator II- 12 Mo.	-	1	1	2083-4088	35,256	35,256	
Administrative Assistant I	0.2	-	-	2105-2425	-	-	
Student Affairs Assistant II- 12 Mo	4.6	2	2	1928-2320	55,668	55,668	
Superv Stndt Affairs Asst II-12 Mo.	1.6	2	2	1928-2320	55,668	55,668	
Student Affairs Assistant I - 12 Mo	1	0.5	0.5	1684-2019	11,569	12,112	
Administrative Trainee	0.1	1	1	1543-1681	20,172	20,172	
Clerical Assistant IIIB	0.9	1	1	1401-1660	16,542	17,247	
Temporary Help	0.1	-	-	(1,925)	-	-	
Depart Secretary IA, Dictating	1	1	1	1301-1537	18,448	18,448	
Clerical Assistant IIA	0.8	-	-	1189-1401	-	-	
Student Assistant	0.8	-	-	(7,528)	-	-	
Supplementary Educational Serv.-Eop:							
Student Affairs Officer V - 12 Mo	-	1	1	3357-4056	40,273	42,222	
Student Affairs Officer IV - 12 Mo	-	1	1	2655-3202	31,850	33,380	
Administrator III- 12 Mo.	1	-	-	2500-5450	-	-	
Student Affairs Officer - 12 Mo.	1	2	2	2104-2534	55,655	56,846	
Administrator II- 12 Mo.	0.8	2	2	2083-4088	57,108	57,108	
Student Affairs Assistant II- 12 Mo	3	3.8	3.8	1928-2320	99,665	101,077	
Supervising Clerical Assistant IIIB	1	1	1	1401-1660	19,584	19,584	
Clerical Assistant IIIB	1	0.5	0.5	1401-1660	9,792	9,792	

6610 CALIFORNIA STATE UNIVERSITY, LOS ANGELES—Continued

1
2
3
4
5
6
7
8
9
10
11
12
13
14
15
16
17
18
19
20
21
22
23
24
25
26
27
28
29
30
31
32
33
34
35
36
37
38
39
40
41
42
43
44
45
46
47
48
49
50
51
52
53
54
55
56
57
58
59
60
61
62
63
64
65
66
67
68
69
70
71
72
73
74
75
76
77
78
79
80
81
82
83
84
85
86
87
88
89
90
91
92
93
94
95
96
97
98

ORGANIZATIONAL UNIT Classification	NUMBER OF POSITIONS			EXPENDITURES		
	Filled 1983-84	Authorized 1984-85	Proposed 1985-86	Actual 1983-84	Estimated 1984-85	Proposed 1985-86
				SALARY RANGE		
Temporary Help	7.4	8.3	8.3	(109,110)	137,298	137,298
Clerical Assistant IIB	1	1	1	1253-1480	17,756	17,756
Clerical Assistant IIA	1	2	2	1189-1401	31,380	31,987
Student Assistant	10.6	8.8	8.8	(93,900)	87,606	87,606
Overtime	-	-	-	(142)	-	-
Counseling And Career Guidance:						
Counseling:						
Student Affairs Officer V - 12 Mo	0.9	2	2	3357-4056	97,341	97,341
Counselor - AY - Professor	1	1	1	2915-3519	42,222	42,222
Student Affairs Officer V - AY	-	2	2	2915-3519	77,198	78,885
Student Affairs Officer IV - 12 Mo	2.1	2	2	2655-3202	75,681	76,858
Superv Stndt Affairs Off IV-12 Mo	-	1	1	2655-3202	31,850	33,380
Administrator III- 12 Mo.	0.5	-	-	2500-5450	-	-
Administrative Assistant II	0.1	-	-	2425-2924	-	-
Student Affairs Officer IV - AY	0.2	3	3	2309-2782	94,464	95,785
Student Affairs Officer - 12 Mo.	-	4	4	2104-2534	101,030	105,791
Superv Stndt Affairs Off III-12 Mo.	1	1	1	2104-2534	30,398	30,398
Administrator II- 12 Mo.	1.8	3	3	2083-4088	103,580	103,580
Student Affairs Assistant II- 12 Mo	1	1	1	1928-2320	27,834	27,834
Superv Stndt Affairs Asst II -12 Mo.	1	-	-	1928-2320	-	-
Student Affairs Officer III - AY	-	2.6	2.6	1833-2204	57,201	59,889
Student Affairs Assistant I - 12 Mo	1	0.5	0.5	1684-2019	10,104	10,556
Clerical Assistant IVA	1	-	-	1524-1814	-	-
Clerical Assistant IIIA	2	1	1	1378-1632	19,584	19,584
Temporary Help	1.5	-	-	(21,760)	-	-
Depart Secretary IA, Stenography	0.6	-	-	1301-1537	-	-
Administrator I- 12 Mo.	-	1	1	1250-2725	20,010	20,010
Clerical Assistant IIA	0.6	-	-	1189-1401	-	-
Testing:						
Student Affairs Officer - 12 Mo.	-	2	2	2104-2534	55,655	56,846
Student Affairs Assistant II- 12 Mo	0.9	-	-	1928-2320	-	-
Superv Stndt Affairs Asst II -12 Mo.	1	1	1	1928-2320	27,834	27,834
Supervising Clerical Assistant IIIB	-	1	1	1401-1660	19,584	19,584
Clerical Assistant IIA	0.9	1	1	1189-1401	16,083	16,760
Placement:						
Student Affairs Officer V - 12 Mo	1	1	1	3357-4056	48,671	48,671
Student Affairs Officer V - AY	1	-	-	2915-3519	-	-
Administrator III- 12 Mo.	1	2	2	2500-5450	80,686	80,686
Administrative Assistant II	-	1	1	2425-2924	30,499	31,948
Student Affairs Officer - 12 Mo.	0.3	-	-	2104-2534	-	-
Administrator II- 12 Mo.	1.6	-	-	2083-4088	-	-
Student Affairs Assistant II- 12 Mo	2.6	4.5	4.5	1928-2320	115,451	117,079
Superv Stndt Affairs Asst II -12 Mo.	2.9	1	1	1928-2320	27,834	27,834
Junior Staff Analyst	0.6	-	-	1681-2015	-	-
Clerical Assistant IVA	0.6	-	-	1524-1814	-	-
Placement Interviewer, Range A	2	2	2	1514-1800	43,216	43,216
Supervising Clerical Assistant IIIB	1	-	-	1401-1660	-	-
Clerical Assistant IIIB	1	1	1	1401-1660	19,584	19,584
Temporary Help	0.8	-	-	(11,443)	-	-
Depart Secretary IA, Dictating	-	1	1	1301-1537	15,935	16,614
Clerical Assistant IIA	2.6	-	-	1189-1401	-	-
Student Assistant	3.7	-	-	(33,177)	-	-
Financial Aid:						
Superv Stndt Affairs Off IV-12 Mo	-	1	1	2655-3202	38,429	38,429
Administrator III- 12 Mo.	-	1	1	2500-5450	38,110	38,110
Student Affairs Officer - 12 Mo.	1	1	1	2104-2534	30,398	30,398
Administrator II- 12 Mo.	2	1	1	2083-4088	28,032	28,032
Administrative Assistant I	-	1.9	1.9	2105-2425	45,942	48,124
Student Affairs Assistant II- 12 Mo	4.5	5	5	1928-2320	133,073	136,407
Superv Stndt Affairs Asst II -12 Mo.	-	1	1	1928-2320	27,834	27,834
Student Affairs Assistant I - 12 Mo	1.4	2	2	1684-2019	45,749	46,760
Student Affairs Asst I - 10 Mo Rn A	-	1	1	1684-2019	20,209	21,111
Stud. Pers Tech, Financial Aid, Rg A	1	1	1	1593-1902	22,825	22,825
Student Affairs Trainee	0.1	-	-	1546-1684	-	-
Clerical Assistant IVA	0.4	2	2	1524-1814	42,965	43,529
Supervising Clerical Assistant IIIB	-	1	1	1401-1660	19,584	19,584
Clerical Assistant IIIA	7.7	2.4	2.4	1378-1632	46,933	47,002
Temporary Help	5.8	2.9	2.9	(86,105)	47,972	47,972
Depart Secretary IA, Stenography	0.4	-	-	1301-1537	-	-
Administrator I- 12 Mo.	1.1	2	2	1250-2725	39,246	39,246
Clerical Assistant IIA	0.5	2.5	2.5	1189-1401	41,602	42,040
Overtime	-	-	-	(67)	-	-
Student Support:						
Health Services:						
Physician II-12 Mo - Range A	0.6	-	-	4680-5664	-	-
Physician I-12 Mo - Range A	4.3	8	8	4462-5374	488,610	495,117
Administrator IV- 12 Mo.	1.2	1	1	3333-6813	62,364	62,364
Superv Stndt Affairs Off IV-12 Mo	0.1	-	-	2655-3202	-	-
Pharmacist - 10 Month Range A	-	0.1	0.1	2578-3109	2,577	2,700
Pharmacist - 12 Month	1	1	1	2578-3109	37,314	37,314
Student Affairs Officer IV - AY	1.9	-	-	2309-2782	-	-
Clinical Lab. Technologist IIA	1	1	1	2180-2626	31,517	31,517
Administrator II- 12 Mo.	1.2	1	1	2083-4088	27,900	27,900
Clinical Laboratory Technologist IA	2	2.5	2.5	2082-2392	69,908	70,502

6610 CALIFORNIA STATE UNIVERSITY, LOS ANGELES—Continued

1
2
3
4
5
6
7
8
9
10
11
12
13
14
15
16
17
18
19
20
21
22
23
24
25
26
27
28
29
30
31
32
33
34
35
36
37
38
39
40
41
42
43
44
45
46
47
48
49
50
51
52
53
54
55
56
57
58
59
60
61
62
63
64
65
66
67
68
69
70
71
72
73
74
75
76
77
78
79
80
81
82
83
84
85
86
87
88
89
90
91
92
93
94
95
96
97
98

ORGANIZATIONAL UNIT

NUMBER OF POSITIONS

EXPENDITURES

Classification

Filled
1983-84

Authorized
1984-85

Proposed
1985-86

Actual
1983-84

Estimated
1984-85

Proposed
1985-86

SALARY RANGE

ORGANIZATIONAL UNIT	Filled 1983-84	Authorized 1984-85	Proposed 1985-86	Actual 1983-84	Estimated 1984-85	Proposed 1985-86
Registered Nurse III-10 Month Rng A	0.8	1	1	2025-2437	24,365	24,365
Nurse Practitioner - 12 Month	-	0.7	0.7	2025-2437	17,008	17,810
Physical Therapist II	1	1	1	1925-2315	27,783	27,783
Registered Nurse II - 12 Month	1.7	2.5	2.5	1847-2221	64,365	64,885
Radiologic Technologist IIA	1	1	1	1805-2170	26,034	26,034
Registered Nurse I - 12 Month	3.5	4.5	4.5	1726-2072	107,734	108,682
Student Affairs Assistant I - 12 Mo	-	1	1	1684-2019	24,224	24,224
Medical Secretary, Range A	0.8	1	1	1563-1864	20,248	21,144
Clerical Assistant IVA	-	1	1	1524-1814	21,186	21,764
Supervising Clerical Assistant IIIB	0.1	1	1	1401-1660	16,542	17,247
Clerical Assistant IIIB	1	1	1	1401-1660	19,584	19,584
Temporary Help	5	-	-	(73,821)	-	-
Medical Transcriber, Range A	-	1	1	1339-1584	16,374	17,072
Clerical Assistant IIB	3.5	1	1	1253-1480	16,816	16,816
Administrator I- 12 Mo.	0.4	1.7	1.7	1250-2725	40,755	40,755
Assistant Cashier-Clerk, Range A	0.1	-	-	1223-1443	-	-
Clinical Aid IIA	1.5	3	3	1175-1384	49,539	49,747
Student Assistant	2.5	-	-	(21,874)	-	-
Overtime	-	-	-	(31)	-	-
Housing Services:						
Superv Stnt Affairs Off IV-12 Mo	0.9	-	-	2655-3202	-	-
Student Affairs Officer - 12 Mo.	-	0.5	0.5	2104-2534	12,629	13,224
Administrator II- 12 Mo.	-	1	1	2083-4088	27,500	27,500
Superv Stnt Affairs Asst II -12 Mo.	-	1	1	1928-2320	27,834	27,834
Clerical Assistant IIIA	-	1	1	1378-1632	19,584	19,584
Depart Secretary IA, Stenography	-	1	1	1301-1537	18,448	18,448
Clerical Assistant IIA	0.2	0.4	0.4	1189-1401	5,825	6,069
Disabled Students:						
Student Affairs Officer - 12 Mo.	-	1	1	2104-2534	25,257	26,448
Student Affairs Assistant II- 12 Mo	1.1	-	-	1928-2320	-	-
Clerical Assistant IIIB	1	-	-	1401-1660	19,584	19,584
Temporary Help	3.5	6.1	6.1	(51,752)	100,905	100,905
Clerical Assistant IIA	0.4	-	-	1189-1401	-	-
Student Assistant	4.4	1	1	(38,724)	9,955	9,955
Overtime	-	-	-	(152)	-	-
Totals, Student Service	155.3	164.2	164.2	\$3,311,675	\$4,280,598	\$4,330,884
Institutional Support:						
Executive Management:						
President	1	1	1	4884-7341	87,240	87,240
Student Affairs Officer V - 12 Mo	0.4	-	-	3357-4056	-	-
Administrator IV- 12 Mo.	2	2	2	3333-6813	124,464	124,464
Administrator III- 12 Mo.	6.9	7	7	2500-5450	322,256	322,256
Associate Administrative Analyst	1	1	1	2425-2924	29,102	30,499
Intermediate Vocational Instr.-12 Mo	-	1	1	2120-2552	36,328	36,577
Administrator II- 12 Mo.	4.9	1.4	1.4	2083-4088	40,178	40,178
Assistant Administrative Analyst	-	1	1	2015-2425	26,948	28,223
Administrative Assistant I	2.4	1	1	2105-2425	28,117	28,347
Public Affairs Assistant II	1.9	-	-	1838-2210	-	-
Executive Secretary, Range A	-	1	1	1772-2130	25,085	25,564
Administrative Aid, Range A	0.4	1	1	1733-2082	24,976	24,976
Staff Services Tech IA - Admin Sces	0.4	1	1	1703-2044	20,459	21,372
Student Affairs Assistant I - 12 Mo	-	1	1	1684-2019	20,209	21,111
Junior Staff Analyst	0.3	-	-	1681-2015	-	-
Administrative Secretary, Range A	2.6	2	2	1624-1943	44,917	45,931
Clerical Assistant IVA	4.1	1	1	1524-1814	21,764	21,764
Senior Secretary A	2	1	1	1524-1814	19,568	20,428
Clerical Assistant IIIA	3	0.8	0.8	1378-1632	14,599	15,229
Temporary Help	3.8	-	-	(55,710)	-	-
Administrator I- 12 Mo.	0.4	-	-	1250-2725	-	-
Clerical Assistant IIA	5	-	-	1189-1401	-	-
Student Assistant	3.1	-	-	(27,900)	-	-
Overtime	-	-	-	(31)	-	-
Financial Operations:						
Supervising Assoc Systems Analyst	-	1	1	2578-3109	37,314	37,314
Administrator III- 12 Mo.	4	5	5	2500-5450	191,614	191,614
Administrator II- 12 Mo.	0.8	-	-	2083-4088	-	-
Assistant Budget Analyst	1.7	1	1	2015-2425	27,574	28,882
Administrative Assistant I	0.5	1	1	2105-2425	24,180	25,329
Payroll Personnel Trans Clerk IIIA	1	1	1	1733-2082	24,967	24,967
Staff Services Tech IA - Budget	2.4	1	1	1703-2044	23,869	24,511
Staff Services Tech IA - Admin Sces	0.7	-	-	1703-2044	-	-
Junior Staff Analyst	1	2	2	1681-2015	44,229	45,914
Supervising Junior Staff Analyst	0.3	1	1	1681-2015	20,172	21,072
Accounting Technician IIIA	1.8	2	2	1660-1988	45,457	46,466
Supervising Account Clerk IA	-	1	1	1557-1855	19,493	20,354
Administrative Trainee	0.3	-	-	1543-1681	-	-
Payroll Personnel Transact Clk IIA	4.6	4	4	1524-1814	87,043	87,043
Clerical Assistant IVA	7.9	11	11	1524-1814	225,830	230,791
Senior Cashier Clerk, Range A	1	1	1	1419-1681	20,124	20,124
Senior Account Clerk, Range A	1.9	2	2	1419-1681	37,786	38,548
Accounting Technician IIA	7.5	8	8	1419-1681	150,808	154,993
Secretary B	0.3	1	1	1401-1660	16,542	17,247
Clerical Assistant IIIA	1.5	0.2	0.2	1378-1632	3,309	3,449

6610 CALIFORNIA STATE UNIVERSITY, LOS ANGELES—Continued

1
2
3
4
5
6
7
8
9
10
11
12
13
14
15
16
17
18
19
20
21
22
23
24
25
26
27
28
29
30
31
32
33
34
35
36
37
38
39
40
41
42
43
44
45
46
47
48
49
50
51
52
53
54
55
56
57
58
59
60
61
62
63
64
65
66
67
68
69
70
71
72
73
74
75
76
77
78
79
80
81
82
83
84
85
86
87
88
89
90
91
92
93
94
95
96
97
98

ORGANIZATIONAL UNIT Classification	NUMBER OF POSITIONS			EXPENDITURES		
	Filed 1983-84	Authorized 1984-85	Proposed 1985-86	Actual 1983-84	Estimated 1984-85	Proposed 1985-86
				SALARY RANGE		
Temporary Help	3.4	-	-	(49,486)	-	-
Administrator I- 12 Mo.	5.3	5	5	1250-2725	118,920	118,920
Assistant Cashier-Clerk, Range A	0.2	1	1	1223-1443	14,966	15,589
Intermediate Account Clerk, Range A	1	1	1	1223-1443	17,280	17,280
Data Entry Operator, Range A	1.6	2	2	1203-1419	34,050	34,050
Clerical Assistant IIA	0.8	-	-	1189-1401	-	-
Student Assistant	1.7	-	-	(15,467)	-	-
Overtime	-	-	-	(22,388)	-	-
General Administrative Services:						
Student Admissions And Records:						
Student Affairs Officer V - 12 Mo	-	1	1	3357-4056	40,273	42,222
Supervising Assoc Systems Analyst	-	1	1	2578-3109	30,930	32,405
Administrator III- 12 Mo.	1	1	1	2500-5450	38,736	38,736
Associate Administrative Analyst	-	1	1	2425-2924	35,095	35,095
Superv Stndt Affairs Off III-12 Mo.	-	1	1	2104-2534	-	-
Administrator II- 12 Mo.	2.4	2	2	2083-4088	88,976	88,976
Student Affairs Assistant III	0.6	-	-	2066-2487	-	-
Superv Stndt Affairs Asst III	-	1	1	2066-2487	24,787	25,964
Student Affairs Assistant II- 12 Mo	2	2	2	1928-2320	55,668	55,668
Superv Stndt Affairs Asst II -12 Mo.	2	2	2	1928-2320	55,668	55,668
Credential Analyst	0.5	1	1	1737-2086	25,022	25,022
Evaluation Technician I	14.7	25.5	25.5	1593-1902	541,922	552,146
Clerical Assistant IVA	2	2	2	1524-1814	43,529	43,529
Editorial Aid, Range A	-	1	1	1461-1733	18,822	19,636
Supervising Clerical Assistant IIIB	5.9	6	6	1401-1660	115,849	116,617
Clerical Assistant IIIA	15.1	11	11	1378-1632	210,907	212,789
Temporary Help	5.7	-	-	(83,791)	-	-
Depart Secretary IA, Dictating	1	1	1	1301-1537	18,448	18,448
Administrator I- 12 Mo.	7.6	9	9	1250-2725	198,408	198,408
Clerical Assistant IIA	23.8	23.5	23.5	1189-1401	380,842	388,089
Overtime	-	-	-	(289)	-	-
Student Affirmative Action:						
Student Affairs Officer - 12 Mo.	-	1	1	2104-2534	31,850	31,850
Administrator II- 12 Mo.	1	-	-	2083-4088	-	-
Student Affairs Assistant II- 12 Mo	0.3	-	-	1928-2320	-	-
Student Affairs Assistant I - 12 Mo	1.7	-	-	1684-2019	-	-
Clerical Assistant IIIA	0.4	1	1	1378-1632	17,850	18,623
Clerical Assistant IIA	0.5	-	-	1189-1401	-	-
Student Assistant	5	-	-	(44,541)	-	-
Overtime	-	-	-	(244)	-	-
Employee Personnel And Records:						
Administrator III- 12 Mo.	1	1	1	2500-5450	52,548	52,548
Administrator II- 12 Mo.	2.7	5	5	2083-4088	153,328	153,328
Assistant Administrative Analyst	1	-	-	2015-2425	-	-
Staff Services Tech IA - Admin Sces	1	1	1	1703-2044	24,511	24,511
Supervising Junior Staff Analyst	-	1	1	1681-2015	20,172	21,072
Administrative Trainee	0.7	-	-	1543-1681	-	-
Supervising Clerical Assistant IIIB	0.2	1	1	1401-1660	19,584	19,584
Secretary A	1.4	1	1	1378-1632	16,542	17,247
Temporary Help	11	-	-	(162,539)	-	-
Administrator I- 12 Mo.	2	3	3	1250-2725	70,038	70,038
Student Assistant	1.7	-	-	(14,977)	-	-
Overtime	-	-	-	(53)	-	-
Logistical Services:						
Support Operations:						
Administrator III- 12 Mo.	1	0.7	0.7	2500-5450	38,940	38,940
Administrator II- 12 Mo.	-	1	1	2083-4088	27,500	27,500
Automotive Mechanic	1	1	1	1955-2144	25,727	25,727
Staff Services Tech IA - Admin Sces	1.4	2	2	1703-2044	49,022	49,022
Supervising Property Clerk IIA	0.6	-	-	1624-1943	-	-
Purchasing Agent, Range A	4	4	4	1550-1847	88,653	88,653
Graphics Spec IIA,graphics Art-techn	2	1	1	1524-1814	21,764	21,764
Duplicating Machine Supervisor IA	1	1	1	1431-1696	20,354	20,354
Shipping Receiving Assistant IA	1	1	1	1431-1696	20,354	20,354
Clerical Assistant IIIA	2.9	2	2	1378-1632	38,281	39,099
Reproduction Processes Asst, Range A	0.5	1	1	1378-1632	16,953	17,681
Warehouse Worker, Range A	3.6	3.4	3.4	1378-1632	64,076	64,869
Temporary Help	9	-	-	(132,286)	-	-
Supervising Telephone Oper.,range A	1	1	1	1344-1590	19,088	19,088
Duplicating Machine Oper IIA-Offset	2.8	3	3	1280-1511	54,404	54,404
Mail Clerk, Range A	4	3	3	1280-1511	53,660	54,404
Administrator I- 12 Mo.	5.8	5	5	1250-2725	114,228	114,228
Duplicat Mach Oper IIA-Direct Impr.	1	1	1	1233-1455	17,469	17,469
Telephone Operator, Range A	1	1	1	1189-1401	11,652	11,772
Student Assistant	8.3	-	-	(75,866)	-	-
Overtime	-	-	-	(341)	-	-
Public Safety:						
Administrator III- 12 Mo.	0.5	1	1	2500-5450	39,863	39,863
Supervising Public Safety Officer I	2.2	4	4	2194-2643	121,477	122,727
Public Safety Investigator	1.4	2	2	2095-2523	55,413	56,598
Administrator II- 12 Mo.	0.9	1	1	2083-4088	30,708	30,708
Public Safety Officer	11.4	13.3	13.3	2001-2408	371,405	376,681
Public Safety Dispatch,typing,rng A	1	1	1	1401-1660	19,910	19,910
Public Safety Dispatcher, Range A	3.6	3.1	3.1	1401-1660	57,754	60,253

6610 CALIFORNIA STATE UNIVERSITY, LOS ANGELES—Continued

1
2
3
4
5
6
7
8
9
10
11
12
13
14
15
16
17
18
19
20
21
22
23
24
25
26
27
28
29
30
31
32
33
34
35
36
37
38
39
40
41
42
43
44
45
46
47
48
49
50
51
52
53
54
55
56
57
58
59
60
61
62
63
64
65
66
67
68
69
70
71
72
73
74
75
76
77
78
79
80
81
82
83
84
85
86
87
88
89
90
91
92
93
94
95
96
97
98

ORGANIZATIONAL UNIT Classification	NUMBER OF POSITIONS			EXPENDITURES		
	Filled 1983-84	Authorized 1984-85	Proposed 1985-86	Actual 1983-84	Estimated 1984-85	Proposed 1985-86
				SALARY RANGE		
Clerical Assistant IIIA	-	0.6	0.6	1378-1632	11,750	11,750
Temporary Help	3.2	-	-	(47,268)	-	-
Student Assistant	1.3	-	-	(11,176)	-	-
Overtime	-	-	-	(16,961)	-	-
Evening And Night Shift Differential	-	-	-	(8,836)	-	-
Physical Plant Operations:						
Maintenance Office Administration:						
Administrator III- 12 Mo.	1.5	3	3	2500-5450	112,210	112,210
Administrator II- 12 Mo.	3	-	-	2083-4088	-	-
Administrative Assistant I	0.5	1	1	2105-2425	29,102	29,102
Planner-estimator-scheduler	1	1	1	2015-2425	26,530	27,783
Drafting Technician IIA	1	1	1	1970-2370	27,372	28,449
Clerical Assistant IIIA	1.9	1	1	1378-1632	17,929	18,697
Administrator I- 12 Mo.	0.7	-	-	1250-2725	-	-
Clerical Assistant IIA	3.1	0.5	0.5	1189-1401	7,282	7,586
Student Assistant	-	-	-	(338)	-	-
Overtime	-	-	-	(175)	-	-
Utility Plants:						
Refrigeration Mechanic	2	2	2	2256-2476	59,426	59,426
Administrator II- 12 Mo.	-	1	1	2083-4088	30,408	30,408
Supervising Bldg. Service Engineer	1	1	1	2066-2374	28,486	28,486
Building Service Engineer	7	8	8	1964-2256	209,180	212,662
Fusion Welder	1	1	1	1955-2144	25,727	25,727
Operating Engineer	1	1	1	1722-1885	22,612	22,612
Building Maintenance Worker	0.9	1	1	1715-1876	20,579	21,503
Temporary Help-Plant Operations	0.2	-	-	(2,755)	-	-
Student Assistant	0.9	-	-	(8,154)	-	-
Overtime	-	-	-	(1,168)	-	-
Evening And Night Shift Differential	-	-	-	(423)	-	-
Building Maintenance:						
Supervising Electrician	1	1	1	2256-2476	29,713	29,713
Supervising Plumber	1	1	1	2256-2476	29,713	29,713
Supervising Carpenter	1	1	1	2154-2363	28,354	28,354
Supervising Painter	1	1	1	2154-2363	28,354	28,354
Electrician II	1	1	1	2154-2363	28,354	28,354
Plumber II	1	1	1	2154-2363	28,354	28,354
Superv Materials Fabrication Spec	1	1	1	2154-2363	28,354	28,354
Locksmith II	1	1	1	2154-2363	28,354	28,354
Administrator II- 12 Mo.	-	1	1	2083-4088	28,296	28,296
Carpenter II	0.2	1	1	2057-2256	24,684	25,846
Painter II	1	1	1	2057-2256	27,073	27,073
Electrician I	3	5	5	2057-2256	130,588	132,911
Plumber I	3	4	4	2057-2256	105,904	107,065
Sheet Metal Worker	1	1	1	2057-2256	27,073	27,073
Carpenter I	4	6	6	1964-2154	150,533	152,750
Painter I	3.2	4.4	4.4	1964-2154	110,541	112,094
Locksmith I	1	2	2	1964-2154	49,421	50,530
Fusion Welder	1	1	1	1955-2144	25,727	25,727
Automotive Mechanic	1	1	1	1955-2144	25,727	25,727
Equipment Technician,mechanical IA	1	1	1	1797-2160	25,929	25,929
Temporary Help-Plant Operations	1.7	2.2	2.2	(31,787)	45,274	45,274
Skilled Labor	-	1	1	1678-1834	20,130	21,028
Truck Driver, Range A	1	1	1	1667-1822	21,856	21,856
Mechanics Helper	-	0.4	0.4	1635-1784	7,852	8,195
Overtime	-	-	-	(3,771)	-	-
Grounds Maintenance:						
Administrator II- 12 Mo.	1	1	1	2083-4088	28,032	28,032
Temporary Help-Plant Operations	0.5	-	-	(9,302)	-	-
Automotive Equipment Operator IA	1	1	1	1667-1822	21,856	21,856
Lead Groundsworke, Range A	1.6	2	2	1610-1925	42,419	43,268
Irrigation Specialist	1	1	1	1543-1838	22,065	22,065
Pest Control-spray Spec., Range A	1	1	1	1543-1838	22,065	22,065
Tree Trimmer IA	1	1	1	1543-1838	22,065	22,065
Groundsworke, Range A	9	12.3	12.3	1419-1610	228,367	232,369
Overtime	-	-	-	(578)	-	-
Custodial Services:						
Administrator II- 12 Mo.	3.1	1	1	2083-4088	33,924	33,924
Temporary Help-Plant Operations	0.5	-	-	(9,573)	-	-
Laborer, Range A	10.9	12	12	1419-1543	219,802	221,290
Window Cleaner, Range A	1	2	2	1390-1646	36,413	37,131
Clerical Assistant IIIA	-	1	1	1378-1632	19,584	19,584
Warehouse Worker, Range A	3	3	3	1378-1632	58,752	58,752
Lead Custodian, Range A	6.3	8	8	1295-1531	141,971	143,303
Administrator I- 12 Mo.	3.5	9	9	1250-2725	173,064	173,064
Custodian, Range A	73	89.3	89.3	1203-1419	1,476,245	1,489,249
Clerical Assistant IIA	-	3	3	1189-1401	49,443	50,109
Overtime	-	-	-	(2,561)	-	-
Evening And Night Shift Differential	-	-	-	(8,100)	-	-
Faculty And Staff Services:						
Overtime	-	-	-	-	73,464	73,464
Management Comp. Adjustment -New	-	-	-	-	-	132,045
Management Comp. Adjust -Continuing	-	-	-	-	517,423	519,070
Evening And Night Shift Differential	-	-	-	-	21,444	21,444
Non-Faculty Reclass - New	-	-	-	-	-	65,543

6610 CALIFORNIA STATE UNIVERSITY, LOS ANGELES—Continued

ORGANIZATIONAL UNIT Classification	NUMBER OF POSITIONS			EXPENDITURES		
	Filled 1983-84	Authorized 1984-85	Proposed 1985-86	Actual 1983-84	Estimated 1984-85	Proposed 1985-86
				SALARY RANGE		
Non-Faculty Reclss - Continuing	-	-	-	-	65,504	150,659
Management Reclss- New	-	-	-	-	-	15,798
Management Reclss- Continuing	-	-	-	-	13,592	31,262
Community Relations:						
Administrator III- 12 Mo.	1	1	1	2500-5450	39,768	39,768
Student Assistant	0.6	-	-	(5,713)	-	-
Totals, Institutional Support	467.9	453.6	453.6	\$9,047,938	\$10,792,710	\$11,219,407
Independent Operations:						
Institutional Operations:						
Part Time Faculty-AY	32.7	-	-	(703,727)	-	-
Administrator III- 12 Mo.	1	1	1	2500-5450	44,652	44,652
Student Affairs Officer - 12 Mo.	-	1	1	2104-2534	25,257	26,448
Administrator II- 12 Mo.	-	1	1	2083-4088	27,500	27,500
Planner-estimator-scheduler	-	1	1	2015-2425	24,180	25,329
Superv Stndt Affairs Asst II -12 Mo.	-	1	1	1928-2320	23,139	24,224
Administrative Aid, Range A	0.9	1	1	1733-2082	24,976	24,976
Student Affairs Assistant I - 12 Mo.	-	1	1	1684-2019	20,209	21,111
Student Affairs Asst 1 - 10 Mo Rn A	-	1	1	1684-2019	16,840	17,593
Instructional Support Asst. IIA	-	1	1	1449-1718	17,391	18,135
Accounting Technician IIA	1	2	2	1419-1681	35,485	37,001
Clerical Assistant IIIA	-	1	1	1378-1632	16,542	17,247
Temporary Help	26.6	46.3	46.3	(392,190)	765,892	765,892
Instructional Support Asst. IA	-	1	1	1290-1524	15,811	16,477
Administrator I- 12 Mo.	-	2	2	1250-2725	40,020	40,020
Intermediate Account Clerk, Range A	-	1	1	1223-1443	14,966	15,589
Student Assistant	39.4	-	-	(349,984)	-	-
Overtime	-	-	-	(21,974)	-	-
Management Comp. Adjust -Continuing	-	-	-	-	10,455	10,455
Totals, Independent Operations ..	101.6	62.3	62.3	\$1,547,658	\$1,123,315	\$1,132,649
Totals, General Fund	2204.1	2083.4	2083.4	\$51,342,035	\$58,878,082	\$60,718,549
Dormitory Revenue Fund- Housing:						
Student Service:						
Student Support:						
Head Resident IIA	-	1	1	1480-1756	17,756	18,526
Clerical Assistant IIIA	0.1	-	-	1378-1632	-	-
Student Assistant	0.1	2	2	(756)	19,910	19,910
Resident Assistant	-	6.2	6.2	0-4038	22,901	22,901
Totals, Student Service	0.2	9.2	9.2	\$2,617	\$60,567	\$61,337
Institutional Support:						
Financial Operations:						
Accounting Technician IIA	-	0.5	0.5	1419-1681	8,499	8,861
Physical Plant Operations:						
Building Maintenance Worker	-	1	1	1715-1876	20,579	21,503
Groundsworker, Range A	-	1	1	1419-1610	17,025	17,756
Custodian, Range A	-	1	1	1203-1419	14,740	15,354
Totals, Institutional Support	-	3.5	3.5	-	\$60,843	\$63,474
Totals, Dormitory Revenue Fund- Housing	0.2	12.7	12.7	\$2,617	\$121,410	\$124,811
Dormitory Revenue Fund- Parking:						
Institutional Support:						
Financial Operations:						
Senior Cashier Clerk, Range A	0.8	1	1	1419-1681	17,119	17,850
Temporary Help	1	-	-	(15,018)	-	-
Overtime	-	-	-	(1,238)	-	-
Logistical Services:						
Administrator III- 12 Mo.	0.5	0.5	0.5	2500-5450	20,808	20,808
Administrative Assistant I	-	1	1	2105-2425	24,180	25,329
Equipment Tech.Electro-Mechanical IA	1	1	1	1797-2160	25,929	25,929
Parking Officer, Range A	6.1	9	9	1425-1688	174,092	177,439
Clerical Assistant IIIA	1	1	1	1378-1632	19,584	19,584
Temporary Help	4.2	0.7	0.7	(62,196)	11,580	11,580
Clerical Assistant IIA	1	1	1	1189-1401	16,816	16,816
Overtime	-	-	-	(65)	-	-
Evening And Night Shift Differential	-	-	-	(1,332)	-	-
Physical Plant Operations:						
Groundsworker, Range A	2	2	2	1419-1610	38,181	38,646
Student Assistant	0.5	-	-	(4,218)	-	-
Faculty And Staff Services:						
Management Comp. Adjust -Continuing	-	-	-	-	1,939	1,939
Totals, Institutional Support	18.1	17.2	17.2	\$306,445	\$350,228	\$355,920
Independent Operations:						
Campus Innovation:						
Temporary Help	1.6	-	-	(23,916)	-	-
Student Assistant	4.8	-	-	(42,278)	-	-
Totals, Independent Operations ..	6.4	-	-	\$66,194	-	-
Totals, Dormitory Revenue Fund- Parking	24.5	17.2	17.2	\$372,639	\$350,228	\$355,920

6610 CALIFORNIA STATE UNIVERSITY, LOS ANGELES—Continued

ORGANIZATIONAL UNIT Classification	NUMBER OF POSITIONS			EXPENDITURES		
	Filed 1983-84	Authorized 1984-85	Proposed 1985-86	Actual 1983-84	Estimated 1984-85	Proposed 1985-86
Continuing Education Revenue Fund:						
Instruction:						
Special Session Instruction:				SALARY RANGE		
Summer Session Faculty	2.8	4.4	4.4	(48,822)	84,910	84,910
Extension Instruction:						
Temporary Help	0.2	6	6	(3,497)	99,252	99,252
Student Assistant	7.3	-	-	(64,867)	-	-
Extension Faculty	40.5	36.8	36.8	(548,173)	527,347	577,441
Totals, Instruction	50.8	47.2	47.2	\$665,359	\$711,509	\$761,603
Institutional Support:						
Executive Management:						
Administrator III- 12 Mo.	1	0.5	0.5	2500-5450	24,750	24,750
Intermediate Vocational Instr.-12 Mo	-	1	1	2120-2552	27,715	29,225
Administrator II- 12 Mo.	1	-	-	2083-4088	-	-
Administrative Assistant I	-	1	1	2105-2425	26,882	28,772
Graphic Artist I	0.2	0.5	0.5	1789-2150	10,732	11,235
Administrative Aid, Range A	0.5	2	2	1733-2082	45,774	46,740
Staff Services Tech IA - Admin Sces	1	1	1	1703-2044	24,511	24,511
Editorial Aid, Range A	0.8	1	1	1461-1733	17,534	18,291
Clerical Assistant IIIB	1	1	1	1401-1660	19,910	19,910
Temporary Help	0.4	0.4	0.4	(5,608)	6,617	6,617
Administrator I- 12 Mo.	0.4	-	-	1250-2725	-	-
Clerical Assistant IIA	4.2	5.3	5.3	1189-1401	86,543	88,519
Student Assistant	1.9	0.8	0.8	(16,636)	7,964	7,964
Overtime	-	-	-	(4)	-	-
Faculty And Staff Services:						
Management Comp. Adjust -Continuing	-	-	-	-	2,307	2,307
Totals, Institutional Support	12.4	14.5	14.5	\$238,051	\$301,239	\$308,841
Totals, Continuing Education Revenue Fund	63.2	61.7	61.7	\$903,410	\$1,012,748	\$1,070,444
Totals, California State University, Los Angeles.....	2292	2175	2175	\$52,620,701	\$60,362,468	\$62,269,724

6610 CALIFORNIA STATE UNIVERSITY, FULLERTON ¹

General Fund:						
Instruction:						
Regular Instruction:						
Instructional Support:						
Depart. Chair-Assoc. Dean - 12 Mo.	1	1.2	1.2	\$1619-4085	\$53,106	\$54,870
Coordinator-Teacher Education-12 Mo	0.8	1.3	1.3	1619-4085	57,905	57,791
Administrator IV- 12 Mo.	10.2	10	10	3333-6813	529,920	529,920
Depart. Chair-Assoc. Dean - AY	-	8.3	8.3	1426-3544	166,848	209,532
Coordinator-Teacher Education-AY	-	2.2	2.2	1426-3544	44,224	55,539
Radiation Safety Officer	1	1	1	2602-3139	37,667	37,667
Administrator III- 12 Mo.	24.6	19.5	19.5	2500-5450	844,924	844,924
Administrative Assistant II	1.5	2.5	2.5	2425-2924	81,744	83,141
Speech Pathologist	1	1	1	2231-2688	32,261	32,261
Instructional Support Tech. III	5.1	6	6	2160-2602	176,726	179,181
Supv Instructional Support Tech III	1	1	1	2160-2602	31,217	31,217
Equipment Tech.Mechanical III	2	2	2	2160-2602	62,434	62,434
Equip.Tech.Electro-Mechanical III	2.3	4	4	2160-2602	124,630	124,868
Equipment Tech.Electronic III	1	1	1	2160-2602	31,217	31,217
Administrator II- 12 Mo.	1	1	1	2083-4088	35,256	35,256
Glassblower, Range A	0.8	1	1	2063-2483	28,534	28,828
Photographer II	1	1	1	2053-2472	29,663	29,663
Administrative Assistant I	3.2	3.5	3.5	2105-2425	101,527	101,856
Research Technician II	-	1	1	2105-2425	24,180	25,329
Instructional Support Tech. IIA	7.4	8.3	8.3	1970-2370	225,451	229,162
Stage Technician IIA	0.6	1	1	1970-2370	26,338	27,587
Piano Technician IIA	1	1	1	1970-2370	28,449	28,449
Equip.Tech.Electro-Mechanical IIA	2.6	3	3	1970-2370	85,347	85,347
Equipment Technician,electronic IIA	1	1	1	1970-2370	28,449	28,449
Student Affairs Assistant II- 12 Mo	1	1	1	1928-2320	27,834	27,834
Instruct. Computing Consultant I	-	0.5	0.5	1907-2294	11,444	11,985
Public Affairs Assistant II	1	1	1	1838-2210	26,530	26,530
Instructional Support Tech. IA	2.9	4	4	1797-2160	99,676	102,039
Costume Technician IIA	0.8	1	1	1797-2160	24,569	25,733
Equipment Tech.Electro-Mechanical IA	2.1	1	1	1797-2160	22,752	23,829
Equipment Tech.Specialized Equip. IA	1	1	1	1797-2160	24,014	25,146
Nursery Technician II	1	1	1	1741-2091	24,813	25,094
Administrative Aid, Range A	15.8	16	16	1733-2082	394,494	396,694
Accompanist IIA	0.7	3.3	3.3	1718-2063	78,266	79,140
Staff Services Tech IA - Admin Sces	1.9	2	2	1703-2044	47,656	48,839
Student Affairs Asst I - 10 Mo Rn A	0.4	0.5	0.5	1684-2019	8,759	9,169
Junior Staff Analyst	0.9	1	1	1681-2015	20,772	21,734

¹The Salary Range and amounts shown in 1984-85 and 1985-86 for the California State University do reflect the 1984-85 fiscal year salary increase adjustment.

6610 CALIFORNIA STATE UNIVERSITY, FULLERTON—Continued

ORGANIZATIONAL UNIT	NUMBER OF POSITIONS			EXPENDITURES			
	Classification	Filled 1983-84	Authorized 1984-85	Proposed 1985-86	Actual 1983-84	Estimated 1984-85	Proposed 1985-86
SALARY RANGE							
Assistant Librarian-12 Month	0.5	0.5	0.5	1652-2270	13,523		13,615
Instructional Support Asst. IIIA	2	3	3	1646-1970	65,952		67,328
Media Production Specialist I	1	1	1	1646-1970	23,644		23,644
Slide Curator IA	1	1	1	1624-1943	23,318		23,318
Evaluation Technician I	3	3	3	1593-1902	68,134		68,474
Depart Secretary IIIA	0.9	1	1	1524-1814	21,684		21,764
Depart Secretary IIIA, Stenography	8.7	10	10	1524-1814	208,228		211,969
Depart Secretary IIIA, Dictating	1.3	2	2	1524-1814	42,804		43,529
Clerical Assistant IVA	7.3	7	7	1524-1814	151,384		152,350
Athletic Equipment Attendant IIA	2	3.5	3.5	1449-1718	64,588		66,475
Instructional Support Asst. IIA	3.3	18.8	18.8	1449-1718	300,738		345,223
Depart Secretary IIA, Stenography	5.7	7.2	7.2	1401-1660	139,527		141,243
Clerical Assistant IIIB	19.2	19.3	19.3	1401-1660	369,424		375,367
Graphics Spec. IA	0.5	-	-	1401-1660	-		-
Depart Secretary IIA	0.4	1	1	1378-1632	18,312		19,104
Clerical Assistant IIIA	5	10.2	10.2	1378-1632	180,046		185,490
Secretary A	-	1	1	1378-1632	16,542		17,247
Temporary Help	36.3	1	1	(536,358)	16,542		16,542
Power Keyboard Operator, Range A	2.1	3	3	1350-1597	57,499		57,499
Depart Secretary IA, Stenography	6.8	6.4	6.4	1301-1537	115,078		116,055
Depart Secretary IA, Dictating	1	1	1	1301-1537	18,448		18,448
Instructional Support Asst. IA	0.7	1.2	1.2	1290-1524	19,764		20,596
Depart Secretary IA	1.3	2	2	1280-1511	34,807		35,525
Clerical Assistant IIB	15.7	18	18	1253-1480	303,896		312,554
Administrator I- 12 Mo.	2.3	2	2	1250-2725	48,366		48,366
Laboratory Assistant IIA	-	0.5	0.5	1243-1467	7,618		7,938
Clerical Assistant IIA	2.4	9.9	9.9	1189-1401	145,584		151,653
Student Assistant	25.2	5.7	5.7	(224,141)	56,745		56,745
Overtime	-	-	-	(4,112)	-		-
Evening And Night Shift Differential	-	-	-	(250)	-		-
Instructional Faculty:							
Head Coach-12 Month	6	6	6	3381-4085	289,890		294,148
Lecturer - AY - D	8.8	9	9	2936-3544	359,424		370,078
Professor - AY	351.8	403	403	2936-3544	16,307,755		16,701,580
Head Coach-AY	11.3	12.8	12.8	2936-3544	526,270		534,312
Part Time Faculty-AY	133.5	-	-	(2,868,782)	-		-
Administrator III- 12 Mo.	-	1	1	2500-5450	38,110		38,110
Administrator III- A.Y.	-	0.5	0.5	2500-5450	15,880		15,880
Lecturer - AY - C	31.6	28	28	2325-2802	884,737		911,148
Associate Professor-AY	161	157	157	2325-2802	5,066,078		5,197,340
Coach-AY	-	0.5	0.5	2325-2802	13,856		14,611
Administrator II- A.Y.	-	0.5	0.5	2083-4088	11,460		11,460
Sabbatical Leave Replacement	15.2	14	14	(326,988)	343,746		340,031
Faculty Development Leaves	1.2	-	-	(24,791)	-		-
Substitute Faculty	0.4	-	-	(7,889)	-		-
Lecturer - AY - B	44.7	69.5	69.5	1847-2220	1,679,570		1,796,854
Assistant Professor-AY	36.1	135.4	135.4	1847-2220	3,217,505		3,463,005
Coaching Specialist-AY	-	0.2	0.2	1847-2220	4,403		4,640
Lecturer - AY - A	2.8	2	2	1689-2024	48,245		48,576
Graduate Assistant	96	-	-	(430,256)	-		-
Faculty Promotions - New	-	-	-	-	-		58,295
Faculty Promotions - Continuing	-	-	-	-	56,559		130,977
Market Condition Salary Supplements	-	-	-	-	4,410		-
Exceptional Merit Service Awards	-	-	-	(51,000)	-		-
Totals, Instruction	1155.6	1095.7	1095.7	\$30,740,342	\$35,098,789		\$36,327,360
Academic Support:							
Libraries:							
Administrator IV- 12 Mo.	0.3	1	1	3333-6813	48,400		48,400
Librarian-12 Month	10.1	11	11	2709-3268	428,450		431,387
Administrator III- 12 Mo.	0.1	1	1	2500-5450	38,110		38,110
Associate Librarian-12 Month	4.7	5	5	2467-2974	170,772		172,470
Associate Administrative Analyst	-	1	1	2425-2924	29,102		30,499
Programmer II	1	1	1	2273-2739	30,895		32,375
Administrative Assistant I	0.2	-	-	2105-2425	-		-
Senior Assistant Librarian-12 Month	5.4	7.1	7.1	1914-2646	197,221		204,225
Programmer I	0.8	1	1	1907-2294	23,790		24,906
Instructional Support Tech. IA	1	1	1	1797-2160	23,555		24,662
Programmer Trainee	0.2	-	-	1726-1890	-		-
Supervising Library Assistant IIIA	1	1	1	1699-2038	24,093		24,460
Library Assistant IIIA	8.2	13	13	1696-2034	297,089		301,659
Assistant Librarian-12 Month	0.6	2.1	2.1	1652-2270	51,216		54,004
Administrative Secretary, Range A	1	1	1	1624-1943	23,318		23,318
Library Assistant IIA	11.4	12.2	12.2	1557-1855	265,788		269,377
Clerical Assistant IIIB	0.9	1	1	1401-1660	17,474		18,228
Supervising Clerical Assistant IIIA	0.7	-	-	1378-1632	-		-
Clerical Assistant IIIA	2.2	3	3	1378-1632	57,051		58,546
Temporary Help	20.9	13.9	13.9	(309,303)	229,934		229,934
Stock Clerk, Range A	1	1	1	1328-1570	17,932		18,709
Administrator I- 12 Mo.	2.3	3	3	1250-2725	74,562		74,562
Data Entry Operator, Range A	-	0.5	0.5	1203-1419	7,370		7,677
Clerical Assistant IIA	1	1.1	1.1	1189-1401	18,273		18,333
Student Assistant	30.2	17	17	(268,838)	169,238		169,238
Evening And Night Shift Differential	-	-	-	(110)	-		-

6610 CALIFORNIA STATE UNIVERSITY, FULLERTON—Continued

ORGANIZATIONAL UNIT	NUMBER OF POSITIONS			EXPENDITURES		
	Classification	Filled 1983-84	Authorized 1984-85	Proposed 1985-86	Actual 1983-84	Estimated 1984-85
Audio-Visual Services:				SALARY RANGE		
Professor - AY	1	1	1	2936-3544	42,241	42,530
Administrator III- 12 Mo.	1	1	1	2500-5450	44,652	44,652
Associate Professor-AY	1.2	1	1	2325-2802	33,391	33,621
Media Production Specialist III	2	2	2	2263-2726	65,437	65,437
Equip.Tech.Electro-Mechanical III	0.1	-	-	2160-2602	-	-
Supv Equip Tech III-Electro-Mech	0.3	1	1	2160-2602	26,236	27,480
Student Affairs Officer - 12 Mo.	0.6	1	1	2104-2534	25,952	27,180
Photographer II	1	1	1	2053-2472	29,663	29,663
Graphic Artist II	1	1	1	2053-2472	29,663	29,663
Supv Instructional Support Tech IIA	1	1	1	1970-2370	28,018	28,449
Equip.Tech.Electro-Mechanical IIA	2	2	2	1970-2370	56,898	56,898
Equipment Technician,electronic IIA	1	1	1	1970-2370	28,449	28,449
Media Production Specialist II	1	1	1	1970-2370	28,449	28,449
Assistant Professor-AY	-	1.2	1.2	1847-2220	24,122	30,294
Student Affairs Asst I - 10 Mo Rn A	0.4	0.5	0.5	1684-2019	8,759	9,169
Senior Secretary A	0.9	1	1	1524-1814	21,764	21,764
Instructional Support Asst. IIA	2	2	2	1449-1718	41,231	41,231
Temporary Help	1	1.5	1.5	(14,200)	24,813	24,813
Instructional Support Asst. IA	0.7	1	1	1290-1524	16,083	16,760
Clerical Assistant IIA	-	0.1	0.1	1189-1401	1,457	1,517
Student Assistant	1.3	-	-	(11,768)	-	-
Computing Support:						
Administrator IV- 12 Mo.	1	1	1	3333-6813	52,032	52,032
Programmer III	2	2	2	2739-3305	78,110	79,328
Instruct. Computing Consultant III	0.4	2	2	2739-3305	72,539	74,106
Administrator III- 12 Mo.	1.8	2	2	2500-5450	77,614	77,614
Programmer II	1.2	3	3	2273-2739	84,485	88,533
Instruct. Computing Consultant II	-	1	1	2273-2739	27,274	28,580
Assist Systems Software Specialist	1	1	1	2140-2578	29,990	30,930
Administrator II- 12 Mo.	1	1	1	2083-4088	33,252	33,252
Equipment Technician,electronic IIA	0.2	1	1	1970-2370	23,644	24,754
Staff Services Tech IA - Admin Sces	1	1	1	1703-2044	24,511	24,511
Senior Computer Operator, Range A	-	3	3	1610-1925	57,969	60,515
Senior Data Control Tech., Range A	0.8	3	3	1486-1764	58,970	60,958
Computer Operator, Range A	1	1	1	1419-1681	18,334	19,124
Clerical Assistant IIIA	1	1	1	1378-1632	17,481	18,232
Temporary Help	7.6	-	-	(112,013)	-	-
Senior Data Entry Operator, Range A	2	2	2	1344-1590	38,176	38,176
Data Control Technician, Range A	3	1	1	1322-1563	17,967	18,633
Administrator I- 12 Mo.	2	2	2	1250-2725	47,916	47,916
Student Assistant	7	-	-	(62,596)	-	-
Overtime	-	-	-	(320)	-	-
Evening And Night Shift Differential	-	-	-	(1,734)	-	-
Ancillary Support:						
Center For Economics Education:						
Director-AY	-	0.5	0.5	1426-3544	10,051	12,623
Secretary B	0.5	0.5	0.5	1401-1660	9,955	9,955
Student Writing Skills:						
Part Time Faculty-AY	2.6	-	-	(56,197)	-	-
Student Assistant	0.8	-	-	(7,065)	-	-
Graduate Assistant	6.1	-	-	(27,531)	-	-
Soda Spring Desert Studies Center:						
Instructional Support Tech. III	1	1	1	2160-2602	30,743	31,217
Assistant Professor-12 Month	0.6	1	1	2120-2552	48,691	49,024
Campus Guard, Range A	-	1	1	1425-1688	17,103	17,834
Student Assistant	1.4	-	-	(12,408)	-	-
Graduate Assistant	0.6	-	-	(2,510)	-	-
Overtime	-	-	-	(8,588)	-	-
Totals, Academic Support	172.3	152.2	152.2	\$3,201,151	\$3,697,618	\$3,760,945
Student Service:						
Social And Cultural Development:						
Superv Stdent Affairs Off IV-12 Mo	0.8	1	1	2655-3202	31,850	33,380
Administrator III- 12 Mo.	-	1	1	2500-5450	38,110	38,110
Student Affairs Assistant II- 12 Mo	3.8	4	4	1928-2320	103,528	107,099
Student Affairs Officer III - AY	0.7	1	1	1833-2204	26,448	26,448
Clerical Assistant IVA	1	1	1	1524-1814	19,156	19,984
Clerical Assistant IIIB	1	1	1	1401-1660	18,955	19,773
Temporary Help	1.6	0.2	0.2	(23,398)	3,309	3,309
Student Assistant	1.4	-	-	(12,308)	-	-
Supplementary Educational Serv.-Eop:						
Student Affairs Officer IV - 12 Mo	2	2	2	2655-3202	76,858	76,858
Administrator III- 12 Mo.	1	1	1	2500-5450	42,576	42,576
Student Affairs Officer - 12 Mo.	1	1	1	2104-2534	30,398	30,398
Student Affairs Assistant II- 12 Mo	1	1	1	1928-2320	27,834	27,834
Senior Secretary A	1	1	1	1524-1814	21,764	21,764
Clerical Assistant IIIA	2.1	2	2	1378-1632	37,960	38,757
Temporary Help	3.9	2	2	(57,335)	33,084	33,084
Clerical Assistant IIA	-	0.5	0.5	1189-1401	7,282	7,586
Student Assistant	4	7.7	7.7	(35,917)	76,655	76,655
Counseling And Career Guidance:						
Counseling:						
Student Affairs Officer V - 12 Mo	2.2	3	3	3357-4056	137,615	139,564
Counselor - AY - Professor	1	1	1	2915-3519	42,222	42,222
Student Affairs Officer V - AY	1	2	2	2915-3519	75,899	78,885

6610 CALIFORNIA STATE UNIVERSITY, FULLERTON—Continued

1
2
3
4
5
6
7
8
9
10
11
12
13
14
15
16
17
18
19
20
21
22
23
24
25
26
27
28
29
30
31
32
33
34
35
36
37
38
39
40
41
42
43
44
45
46
47
48
49
50
51
52
53
54
55
56
57
58
59
60
61
62
63
64
65
66
67
68
69
70
71
72
73
74
75
76
77
78
79
80
81
82
83
84
85
86
87
88
89
90
91
92
93
94
95
96
97
98

ORGANIZATIONAL UNIT Classification	NUMBER OF POSITIONS			EXPENDITURES		
	Filled 1983-84	Authorized 1984-85	Proposed 1985-86	Actual 1983-84	Estimated 1984-85	Proposed 1985-86
SALARY RANGE						
Student Affairs Officer IV - 12 Mo	1.9	2.2	2.2	2655-3202	82,492	84,615
Administrator III- 12 Mo	-	0.3	0.3	2500-5450	11,433	11,433
Student Affairs Officer IV - AY	3.2	4	4	2309-2782	127,334	129,165
Student Affairs Officer - 12 Mo	0.4	0.3	0.3	2104-2534	6,314	6,612
Administrator II- 12 Mo	1	1	1	2083-4088	36,360	36,360
Clerical Assistant IVA	1	1	1	1524-1814	21,764	21,764
Clerical Assistant IIIB	1.8	1	1	1401-1660	19,910	19,910
Clerical Assistant IIIA	0.9	2	2	1378-1632	36,596	37,327
Temporary Help	3.2	1.2	1.2	(47,878)	19,851	19,851
Clerical Assistant IIB	0.9	-	-	1253-1480	-	-
Clerical Assistant IIA	1.1	2.9	2.9	1189-1401	44,409	45,633
Student Assistant	-	-	-	(176)	-	-
Testing:						
Student Affairs Officer V - 12 Mo	1	1	1	3357-4056	48,671	48,671
Student Affairs Officer IV - 12 Mo	-	0.9	0.9	2655-3202	28,665	30,043
Administrator III- A.Y.	-	0.5	0.5	2500-5450	15,880	15,880
Student Affairs Officer IV - AY	1	1	1	2309-2782	33,380	33,380
Administrator II- 12 Mo	1	1	1	2083-4088	31,632	31,632
Temporary Help	1.7	0.6	0.6	(24,816)	9,925	9,925
Clerical Assistant IIB	1	1	1	1253-1480	17,756	17,756
Placement:						
Administrator III- 12 Mo	1	1	1	2500-5450	44,652	44,652
Administrative Assistant II	1	1	1	2425-2924	31,344	32,847
Student Affairs Officer - 12 Mo	4.1	5	5	2104-2534	142,701	145,136
Superv Stndt Affairs Off III-12 Mo	1	1	1	2104-2534	30,398	30,398
Student Affairs Officer III - AY	2.8	2	2	1833-2204	52,697	52,896
Clerical Assistant IVA	1	1	1	1524-1814	21,764	21,764
Temporary Help	-	0.4	0.4	16536-YR.	6,617	6,617
Clerical Assistant IIB	4	4	4	1253-1480	71,025	71,025
Student Assistant	2.1	-	-	(18,262)	-	-
Financial Aid:						
Student Affairs Officer IV - 12 Mo	-	1	1	2655-3202	31,850	33,380
Administrator III- A.Y.	0.9	1	1	2500-5450	31,760	31,760
Administrator II- 12 Mo	0.1	1	1	2083-4088	27,500	27,500
Administrative Assistant I	1	1	1	2105-2425	29,102	29,102
Student Affairs Assistant II- 12 Mo	3.7	4	4	1928-2320	103,703	105,970
Stud. Pers Tech, Financial Aid, Rg A	1	1.5	1.5	1593-1902	31,451	32,798
Clerical Assistant IIIB	1	1	1	1401-1660	19,910	19,910
Clerical Assistant IIIA	4.4	6	6	1378-1632	110,480	113,265
Temporary Help	5.4	3.3	3.3	(79,678)	54,588	54,588
Clerical Assistant IIB	-	0.6	0.6	1253-1480	9,212	9,601
Administrator I- 12 Mo	1	1	1	1250-2725	27,528	27,528
Clerical Assistant IIA	1	1.5	1.5	1189-1401	23,985	24,402
Student Assistant	0.5	0.3	0.3	(4,304)	2,987	2,987
Student Support:						
Health Services:						
Physician II-12 Mo - Range A	0.7	0.7	0.7	4680-5664	47,584	47,584
Physician II-10 Mo - Range A	-	0.6	0.6	4680-5664	28,076	29,450
Physician I-10 Mo - Range A	3.3	5.8	5.8	4462-5374	285,394	293,009
Administrator IV- 12 Mo	0.7	1	1	3333-6813	65,412	65,412
Pharmacist - 10 Month Range A	-	0.9	0.9	2578-3109	23,197	24,304
Pharmacist - 12 Month	1	2	2	2578-3109	68,244	69,719
Administrator III- 12 Mo	-	1	1	2500-5450	38,110	38,110
Clinical Lab. Technologist IIA	1	1	1	2180-2626	31,517	31,517
Administrator II- 12 Mo	1.3	2	2	2083-4088	57,596	57,596
Clinical Laboratory Technologist IA	1.5	1.8	1.8	2082-2392	50,558	50,914
Nurse Practitioner 10 Month Range A	2	4.2	4.2	2025-2437	93,273	95,374
Nurse Practitioner - 12 Month	2.3	2.1	2.1	2025-2437	58,684	59,941
Health Educator	1	1	1	1925-2315	26,948	27,783
Health Services Assistant, Range A	0.1	1	1	1881-2263	26,134	27,156
Registered Nurse II-10 Month Rng A	1	1	1	1847-2221	22,202	22,202
Physical Therapist I	1	1	1	1822-2190	26,282	26,282
Radiologic Technologist IIA	0.4	0.5	0.5	1805-2170	10,830	11,335
Registered Nurse I - 10 Month Rng A	1	1	1	1726-2072	20,719	20,719
Clerical Assistant IVA	-	1	1	1524-1814	18,291	19,088
Senior Secretary A	1	1	1	1524-1814	21,764	21,764
Health Record Technician	0.9	1	1	1524-1814	21,764	21,764
Clerical Assistant IIIA	1.8	3	3	1378-1632	54,211	56,278
Temporary Help	9.5	1.5	1.5	(139,864)	24,813	24,813
Medical Transcriber, Range A	1	1	1	1339-1584	18,957	18,957
Stock Clerk, Range A	1	1	1	1328-1570	18,448	18,840
Administrator I- 12 Mo	0.9	1	1	1250-2725	20,010	20,010
Clerical Assistant IIA	0.7	0.4	0.4	1189-1401	5,825	6,069
Clinical Aid IIA	1.8	2	2	1175-1384	30,957	31,548
Clinical Aid, Range A	-	0.2	0.2	1133-1333	2,773	2,886
Student Assistant	1.9	-	-	(16,616)	-	-
Housing Services:						
Superv Stndt Affairs Off IV-12 Mo	1	1	1	2655-3202	36,382	38,135
Clerical Assistant IIIB	1	1	1	1401-1660	19,910	19,910
Temporary Help	1.9	-	-	(27,621)	-	-
Disabled Students:						
Student Affairs Officer - 12 Mo	1	1	1	2104-2534	30,398	30,398
Clerical Assistant IIIA	1	1	1	1378-1632	17,371	18,120
Temporary Help	5	5.4	5.4	(73,687)	89,326	89,326

6610 CALIFORNIA STATE UNIVERSITY, FULLERTON—Continued

ORGANIZATIONAL UNIT Classification	NUMBER OF POSITIONS			EXPENDITURES		
	Filled 1983-84	Authorized 1984-85	Proposed 1985-86	Actual 1983-84	Estimated 1984-85	Proposed 1985-86
Student Assistant	1.4	1	1	SALARY RANGE (12,888)	9,955	9,955
Totals, Student Service	139.7	146	146	\$3,081,495	\$3,771,044	\$3,828,637
Institutional Support:						
Executive Management:						
President	1	1	1	4884-7341	87,240	87,240
Administrator IV- 12 Mo.	5	5	5	3333-6813	279,012	279,012
Administrator III- 12 Mo.	5.1	5	5	2500-5450	202,306	202,306
Administrative Assistant II	1	1	1	2425-2924	35,095	35,095
Administrator II- 12 Mo.	4	4	4	2083-4088	132,360	132,360
Staff Services Tech IA - Personnel	-	0.5	0.5	1703-2044	12,256	12,256
Administrative Secretary, Range A	-	1	1	1624-1943	19,493	20,354
Public Affairs Assistant I	0.8	1	1	1610-1925	21,899	22,924
Clerical Assistant IVA	1.9	2	2	1524-1814	43,368	43,529
Senior Secretary A	1	1	1	1524-1814	21,764	21,764
Clerical Assistant IIIB	0.7	-	-	1401-1660	-	-
Secretary B	0.2	-	-	1401-1660	-	-
Clerical Assistant IIIA	1.5	1.2	1.2	1378-1632	20,677	21,559
Temporary Help	17.5	0.5	0.5	(258,800)	8,271	8,271
Clerical Assistant IIA	-	0.3	0.3	1189-1401	3,642	3,793
Student Assistant	2.4	-	-	(21,018)	-	-
Overtime	-	-	-	(1,843)	-	-
Financial Operations:						
Administrator III- 12 Mo.	1	2	2	2500-5450	81,396	81,396
Administrator II- 12 Mo.	2.7	4	4	2083-4088	124,268	124,268
Payroll Personnel Transact Clk IIIA	2	2	2	1733-2082	49,934	49,934
Staff Services Tech IA - Personnel	-	0.5	0.5	1703-2044	12,256	12,256
Staff Services Tech IA - Budget	0.5	1	1	1703-2044	21,951	22,975
Accounting Technician IIIA	2.3	4	4	1660-1988	86,768	89,545
Payroll Personnel Transact Clk IIA	2.7	5	5	1524-1814	97,250	100,535
Clerical Assistant IVA	2.9	5	5	1524-1814	95,622	99,508
Senior Secretary A	1	1	1	1524-1814	21,764	21,764
Senior Account Clerk, Range A	1.8	2	2	1419-1681	40,248	40,248
Clerical Assistant IIIA	10.5	11.1	11.1	1378-1632	205,024	209,276
Temporary Help	6.7	0.4	0.4	(99,118)	6,617	6,617
Payroll Personnel Transact Clk IA	0.2	-	-	1311-1550	-	-
Administrator I- 12 Mo.	4.3	4	4	1250-2725	91,608	91,608
Intermediate Account Clerk, Range A	-	0.5	0.5	1223-1443	7,483	7,795
Student Assistant	2.2	-	-	(19,936)	-	-
Overtime	-	-	-	(3,055)	-	-
General Administrative Services:						
Student Admissions And Records:						
Administrator III- 12 Mo.	0.3	1	1	2500-5450	38,110	38,110
Associate Administrative Analyst	2.9	2	2	2425-2924	70,189	70,189
Administrative Assistant II	1	1	1	2425-2924	31,827	33,360
Programmer II	1	1	1	2273-2739	32,875	32,875
Administrator II- 12 Mo.	0.5	2	2	2083-4088	55,000	55,000
Student Affairs Assistant III	0.1	1	1	2066-2487	24,787	25,964
Assistant Administrative Analyst	0.1	1	1	2015-2425	29,102	29,102
Administrative Assistant I	-	1	1	2105-2425	24,180	25,329
Student Affairs Assistant II- 12 Mo	1	1	1	1928-2320	27,834	27,834
Credential Analyst	1	1	1	1737-2086	25,022	25,022
Evaluation Technician I	13.3	16	16	1593-1902	348,877	354,640
Clerical Assistant IVA	3	5	5	1524-1814	101,232	103,469
Clerical Assistant IIIB	1.6	1.5	1.5	1401-1660	29,866	29,866
Secretary B	2.5	2	2	1401-1660	39,615	39,821
Clerical Assistant IIIA	12.3	20.7	20.7	1378-1632	362,148	375,606
Secretary A	-	2	2	1378-1632	33,084	34,494
Temporary Help	23.6	3.1	3.1	(347,909)	51,280	51,280
Administrator I- 12 Mo.	5	5	5	1250-2725	112,428	112,428
Clerical Assistant IIA	0.5	4.8	4.8	1189-1401	69,907	72,821
Telephone Operator, Range A	1	1	1	1189-1401	16,816	16,816
Student Assistant	5.8	-	-	(51,909)	-	-
Overtime	-	-	-	(4,154)	-	-
Student Affirmative Action:						
Student Affairs Officer - 12 Mo.	-	1	1	2104-2534	25,257	26,448
Student Affairs Assistant II- 12 Mo	1.2	-	-	1928-2320	-	-
Student Affairs Assistant I - 12 Mo	1.8	-	-	1684-2019	-	-
Temporary Help	2.8	1	1	(40,702)	16,542	16,542
Student Assistant	4	-	-	(35,972)	-	-
Employee Personnel And Records:						
Administrator III- 12 Mo.	0.8	1	1	2500-5450	38,110	38,110
Administrator II- 12 Mo.	1.3	3	3	2083-4088	84,808	84,808
Staff Services Tech IA - Personnel	1	-	-	1703-2044	-	-
Senior Secretary A	2	2	2	1524-1814	43,529	43,529
Temporary Help	5.7	0.9	0.9	(84,896)	14,888	14,888
Administrator I- 12 Mo.	1	1.5	1.5	1250-2725	37,533	37,533
Logistical Services:						
Support Operations:						
Lead Automotive Equipment Mechanic	0.9	1	1	2095-2298	27,575	27,575
Administrator II- 12 Mo.	1	1	1	2083-4088	35,436	35,436
Administrative Assistant I	2	2	2	2105-2425	58,204	58,204
Automotive Mechanic	0.9	1	1	1955-2144	25,436	25,727
Procurement Assistant, Range A	-	1	1	1838-2210	22,065	23,096

6610 CALIFORNIA STATE UNIVERSITY, FULLERTON—Continued

1
2
3
4
5
6
7
8
9
10
11
12
13
14
15
16
17
18
19
20
21
22
23
24
25
26
27
28
29
30
31
32
33
34
35
36
37
38
39
40
41
42
43
44
45
46
47
48
49
50
51
52
53
54
55
56
57
58
59
60
61
62
63
64
65
66
67
68
69
70
71
72
73
74
75
76
77
78
79
80
81
82
83
84
85
86
87
88
89
90
91
92
93
94
95
96
97
98

ORGANIZATIONAL UNIT Classification	NUMBER OF POSITIONS			EXPENDITURES		
	Filled 1983-84	Authorized 1984-85	Proposed 1985-86	Actual 1983-84	Estimated 1984-85	Proposed 1985-86
SALARY RANGE						
Equipment Technician, mechanical IA	1	1	1	1797-2160	25,929	25,929
Staff Services Tech IA - Personnel	0.5	0.5	0.5	1703-2044	12,256	12,256
Truck Driver, Range A	1	1	1	1667-1822	21,856	21,856
Property Clerk IIA	0.7	1	1	1624-1943	22,349	23,318
Purchasing Agent, Range A	1	3	3	1550-1847	59,433	61,043
Graphics Spec IIA, graphics Art-techn	1	1	1	1524-1814	21,764	21,764
Clerical Assistant IIIA	1.1	2	2	1378-1632	36,537	37,265
Reproduction Processes Asst, Range A	2.9	3	3	1378-1632	53,255	54,698
Warehouse Worker, Range A	2	2	2	1378-1632	37,896	38,688
Temporary Help	1.8	1.6	1.6	(26,402)	26,467	26,467
Instructional Support Asst. IA	-	1	1	1290-1524	15,811	16,477
Mail Clerk, Range A	3.6	4	4	1280-1511	69,279	71,132
Administrator I- 12 Mo.	4	4	4	1250-2725	94,728	94,728
Clerical Assistant IIA	-	0.3	0.3	1189-1401	4,369	4,551
Telephone Operator, Range A	1	1	1	1189-1401	16,816	16,816
Student Assistant	6.3	0.7	0.7	(55,614)	6,969	6,969
Overtime	-	-	-	(2,511)	-	-
Public Safety:						
Administrator III- 12 Mo.	1	1	1	2500-5450	38,549	38,549
Supervising Public Safety Officer I	3.9	4	4	2194-2643	125,077	126,506
Public Safety Investigator	2	2	2	2095-2523	60,543	60,543
Administrator II- 12 Mo.	0.5	0.5	0.5	2083-4088	16,458	16,458
Public Safety Officer	7.1	8.1	8.1	2001-2408	223,646	226,935
Secretary B	0.9	1	1	1401-1660	19,910	19,910
Public Safety Dispatch, typing, rng A	2	2	2	1401-1660	37,180	38,793
Temporary Help	3.7	0.4	0.4	(54,894)	6,617	6,617
Student Assistant	1.5	-	-	(13,454)	-	-
Overtime	-	-	-	(12,407)	-	-
Evening And Night Shift Differential	-	-	-	(3,960)	-	-
Physical Plant Operations:						
Maintenance Office Administration:						
Administrator III- 12 Mo.	1	2	2	2500-5450	76,330	76,330
Administrative Assistant II	0.9	1	1	2425-2924	30,382	31,827
Administrator II- 12 Mo.	-	1	1	2083-4088	27,500	27,500
Administrative Assistant I	-	1	1	2105-2425	24,180	25,329
Temporary Help-Plant Operations	4.9	-	-	(89,248)	-	-
Secretary B	0.1	-	-	1401-1660	-	-
Secretary A	-	1	1	1378-1632	16,542	17,247
Student Assistant	2.1	1.8	1.8	(18,643)	17,919	17,919
Overtime	-	-	-	(733)	-	-
Utility Plants:						
Refrigeration Mechanic	0.9	1	1	2256-2476	29,600	29,713
Administrator II- 12 Mo.	2	2	2	2083-4088	58,704	58,704
Building Service Engineer	9.6	10	10	1964-2256	265,716	268,036
Overtime	-	-	-	(565)	-	-
Evening And Night Shift Differential	-	-	-	(1,494)	-	-
Building Maintenance:						
Supervising Electrician	1	1	1	2256-2476	29,713	29,713
Supervising Plumber	-	1	1	2256-2476	27,073	28,354
Supervising Carpenter	1	1	1	2154-2363	28,354	28,354
Supervising Painter	1	1	1	2154-2363	28,354	28,354
Electrician II	0.9	1.5	1.5	2154-2363	41,276	41,890
Plumber II	1	1	1	2154-2363	28,354	28,354
Locksmith II	0.7	1	1	2154-2363	25,846	27,073
Administrator II- 12 Mo.	2	2	2	2083-4088	64,656	64,656
Carpenter II	1	1	1	2057-2256	27,073	27,073
Electrician I	2	2	2	2057-2256	54,146	54,146
Plumber I	1	1	1	2057-2256	27,073	27,073
Maintenance Mechanic	1	1	1	2057-2256	26,971	27,073
Administrative Assistant I	1	1	1	2105-2425	29,102	29,102
Carpenter I	1	1	1	1964-2154	25,846	25,846
Painter I	3	3	3	1964-2154	77,537	77,537
Locksmith I	1	2	2	1964-2154	49,975	51,110
Fusion Welder	1	1	1	1955-2144	25,727	25,727
Automotive Mechanic	1	1	1	1955-2144	25,727	25,727
Building Maintenance Worker	2.5	3.2	3.2	1715-1876	69,707	70,816
Temporary Help-Plant Operations	9	3.9	3.9	(163,445)	80,257	80,257
Storekeeper IA	0.9	1	1	1431-1696	20,354	20,354
Administrator I- 12 Mo.	1	1	1	1250-2725	24,384	24,384
Student Assistant	-	0.5	0.5	3.35-6.33	4,978	4,978
Overtime	-	-	-	(7,733)	-	-
Grounds Maintenance:						
Administrator II- 12 Mo.	1	1	1	2083-4088	28,032	28,032
Temporary Help-Plant Operations	1.3	-	-	(23,436)	-	-
Automotive Equipment Operator IA	1	1	1	1667-1822	21,856	21,856
Lead Groundswoker, Range A	2	2	2	1610-1925	46,192	46,192
Tree Trimmer IIA	2	2	2	1610-1925	46,192	46,192
Irrigation Specialist	1	1	1	1543-1838	22,065	22,065
Gardener, Range A	0.5	1	1	1543-1838	20,622	21,569
Gardening Specialist, Range A	1.9	2	2	1543-1838	43,799	44,129
Groundswoker, Range A	11.8	13	13	1419-1610	246,336	248,064
Overtime	-	-	-	(3,369)	-	-

6610 CALIFORNIA STATE UNIVERSITY, FULLERTON—Continued

ORGANIZATIONAL UNIT	NUMBER OF POSITIONS			EXPENDITURES		
	Filled 1983-84	Authorized 1984-85	Proposed 1985-86	Actual 1983-84	Estimated 1984-85	Proposed 1985-86
Custodial Services:						
Temporary Help-Plant Operations	2.5	-	-	(45,204)	-	-
Lead Custodian, Range A	5.8	8	8	1295-1531	141,971	143,303
Administrator I- 12 Mo.	3	4.6	4.6	1250-2725	96,888	96,888
Custodian, Range A	58.3	87.5	87.5	1203-1419	1,412,812	1,435,664
Overtime	-	-	-	(1,457)	-	-
Faculty And Staff Services:						
Overtime	-	-	-	-	59,574	59,574
Management Comp. Adjust -New	-	-	-	-	-	121,613
Management Comp. Adjust -Continuing	-	-	-	-	449,668	451,011
Evening And Night Shift Differential	-	-	-	-	14,923	14,923
Non-Faculty Reclass - New	-	-	-	-	-	55,286
Non-Faculty Reclass - Continuing	-	-	-	-	55,446	127,526
Management Reclass- New	-	-	-	-	-	14,397
Management Reclass- Continuing	-	-	-	-	11,198	25,755
Community Relations:						
Administrator IV- 12 Mo.	-	0.7	0.7	3333-6813	33,880	33,880
Administrator III- 12 Mo.	1.6	1	1	2500-5450	51,000	51,000
Administrator II- 12 Mo.	1	1	1	2083-4088	35,256	35,256
Totals, Institutional Support	386.5	381.3	381.3	\$7,555,935	\$9,063,894	\$9,447,109
Independent Operations:						
Institutional Operations:						
Administrative Assistant II	-	1	1	2425-2924	29,102	30,499
Administrator II- 12 Mo.	1.4	1	1	2083-4088	31,008	31,008
Temporary Help	20.6	26.7	26.7	(304,478)	441,670	441,670
Administrator I- 12 Mo.	1	1	1	1250-2725	23,496	23,496
Student Assistant	0.5	4	4	(4,478)	39,821	39,821
Overtime	-	-	-	(15,271)	23,186	23,186
Management Comp. Adjust -Continuing	-	-	-	-	5,025	5,025
Evening And Night Shift Differential	-	-	-	-	2,595	2,595
Totals, Independent Operations ..	23.5	33.7	33.7	\$391,881	\$595,903	\$597,300
Totals, General Fund	1877.6	1808.9	1808.9	\$44,970,804	\$52,227,248	\$53,961,351
Dormitory Revenue Fund- Parking:						
Institutional Support:						
Financial Operations:						
Clerical Assistant IVA	1	1	1	1524-1814	21,764	21,764
Temporary Help	1.2	2	2	(18,032)	33,084	33,084
Logistical Services:						
Administrator II- 12 Mo.	0.5	0.5	0.5	2083-4088	16,458	16,458
Supv. Parking Officer, Range A	1	1	1	1486-1764	21,177	21,177
Parking Officer, Range A	6	6	6	1425-1688	119,887	121,436
Public Safety Dispatch, typing, rng A	1.9	2	2	1401-1660	36,340	37,917
Temporary Help	0.1	-	-	(2,201)	-	-
Student Assistant	0.8	1	1	(7,298)	9,955	9,955
Overtime	-	-	-	(7,586)	4,968	4,968
Evening And Night Shift Differential	-	-	-	(1,294)	1,148	1,148
Physical Plant Operations:						
Electrician II	-	0.5	0.5	2154-2363	12,923	13,537
Temporary Help-Plant Operations	0.5	-	-	(8,628)	-	-
Skilled Labor	1	1	1	1678-1834	22,004	22,004
Groundswoker, Range A	1.5	1.5	1.5	1419-1610	28,984	28,984
Overtime	-	-	-	(147)	-	-
Faculty And Staff Services:						
Management Comp. Adjust -Continuing	-	-	-	-	1,517	1,517
Totals, Institutional Support	15.5	16.5	16.5	\$279,307	\$330,209	\$333,949
Totals, Dormitory Revenue Fund- Parking	15.5	16.5	16.5	\$279,307	\$330,209	\$333,949
Continuing Education Revenue Fund:						
Instruction:						
Special Session Instruction:						
Temporary Help	1.6	-	-	(24,053)	-	-
Student Assistant	5.6	-	-	(49,717)	-	-
Summer Session Faculty	45.3	46.8	46.8	(781,491)	903,140	903,140
Extension Instruction:						
Student Assistant	-	2.4	2.4	3.35-6.33	23,892	23,892
Graduate Assistant	1.1	-	-	(5,140)	-	-
Extension Faculty	8.3	7.4	7.4	(112,386)	106,043	116,116
Totals, Instruction	61.9	56.6	56.6	\$972,787	\$1,033,075	\$1,043,148
Institutional Support:						
Executive Management:						
Administrator IV- 12 Mo.	1	1	1	3333-6813	50,952	50,952
Administrator II- 12 Mo.	1.6	2	2	2083-4088	70,872	70,872
Clerical Assistant IVA	-	1	1	1524-1814	18,291	19,088
Accounting Technician IIA	-	1	1	1419-1681	16,998	17,723
Clerical Assistant IIIB	1	1	1	1401-1660	19,910	19,910
Secretary B	0.4	0.5	0.5	1401-1660	8,271	8,623
Clerical Assistant IIIA	1	2	2	1378-1632	36,126	36,831
Temporary Help	7.7	0.6	0.6	(113,034)	9,925	9,925
Clerical Assistant IIA	-	1.5	1.5	1189-1401	21,846	22,757
Student Assistant	4.4	2.4	2.4	(38,936)	23,892	23,892

6610 CALIFORNIA STATE UNIVERSITY, FULLERTON—Continued

ORGANIZATIONAL UNIT Classification	NUMBER OF POSITIONS			EXPENDITURES		
	Filled 1983-84	Authorized 1984-85	Proposed 1985-86	Actual 1983-84	Estimated 1984-85	Proposed 1985-86
Overtime	-	-	-	SALARY RANGE (636)		
Financial Operations:						
Clerical Assistant IIIA	0.8	1	1	1378-1632	17,071	17,805
Temporary Help	0.6	-	-	(8,745)	-	-
General Administrative Services:						
Clerical Assistant IIIA	1	1	1	1378-1632	19,310	19,584
Student Assistant	1.4	-	-	(12,192)	-	-
Faculty And Staff Services:						
Management Comp. Adjust -Continuing	-	-	-	-	11,232	11,232
Totals, Institutional Support	20.9	15-	15-	\$350,221	\$324,696	\$329,194
Totals, Continuing Education Revenue Fund	82.8	71.6	71.6	\$1,323,008	\$1,357,771	\$1,372,342
Totals, California State University, Fullerton	1975.9	1897	1897	\$46,573,119	\$53,915,228	\$55,667,642

6610 CALIFORNIA STATE UNIVERSITY, DOMINGUEZ HILLS ¹

General Fund:						
Instruction:						
Regular Instruction:						
Instructional Support:						
Academic Planner-12month	-	1	1	\$1619-4085	\$48,691	\$49,024
Administrator IV- 12 Mo.	7.9	8.1	8.1	3333-6813	421,780	421,780
Depart. Chair-Assoc. Dean - AY	-	7.1	7.1	1426-3544	171,270	179,238
Coordinator-Teacher Education-AY	-	1.3	1.3	1426-3544	31,359	34,059
Administrator III- 12 Mo.	10.3	11.3	11.3	2500-5450	456,062	456,062
Associate Administrative Analyst	-	1	1	2425-2924	35,095	35,095
Instructional Support Tech. III	0.3	-	-	2160-2602	-	-
Administrator II- 12 Mo.	-	-	-	2083-4088	-	-
Assistant Administrative Analyst	0.7	-	-	2015-2425	-	-
Administrative Assistant I	2.4	3	3	2105-2425	85,081	86,756
Instructional Support Tech. IIA	3.5	4	4	1970-2370	105,300	108,941
Stage Technician IIA	1	1	1	1970-2370	28,449	28,449
Equipment Technician,electronic IIA	0.6	1	1	1970-2370	28,449	28,449
Public Affairs Assistant II	1	1	1	1838-2210	23,096	24,180
Instructional Support Tech. IA	1.7	3	3	1797-2160	65,878	68,970
Stage Technician IA	1	1	1	1797-2160	25,929	25,929
Costume Technician IIA	0.5	0.5	0.5	1797-2160	12,475	12,965
Credential Analyst	0.5	0.5	0.5	1737-2086	12,511	12,511
Administrative Aid, Range A	1	1	1	1733-2082	23,853	24,976
Junior Staff Analyst	1.1	1.7	1.7	1681-2015	41,909	42,314
Instructional Support Asst. IIIA	0.7	1.5	1.5	1646-1970	32,138	33,636
Evaluation Technician I	1	1	1	1593-1902	20,540	21,482
Depart Secretary IIIA, Stenography	1	1	1	1524-1814	21,764	21,764
Clerical Assistant IVA	4	4.6	4.6	1524-1814	92,929	95,634
Senior Secretary A	8.6	9	9	1524-1814	188,933	190,526
Athletic Equipment Attendant IIA	0.2	-	-	1449-1718	-	-
Instructional Support Asst. IIA	4	6.8	6.8	1449-1718	123,373	130,680
Depart Secretary IIA, Stenography	5.6	6	6	1401-1660	115,586	117,133
Clerical Assistant IIIB	4.6	4.5	4.5	1401-1660	89,597	89,597
Depart Secretary IIA	1	2	2	1378-1632	37,960	38,757
Clerical Assistant IIIA	9.6	10.4	10.4	1378-1632	194,178	197,689
Temporary Help	8.3	-	-	(122,013)	-	-
Depart Secretary IA, Stenography	4.4	4.8	4.8	1301-1537	83,973	85,348
Depart Secretary IA, Dictating	1.2	1.5	1.5	1301-1537	26,928	27,287
Athletic Equipment Attendant IA	0.8	1	1	1290-1524	16,307	16,996
Instructional Support Asst. IA	0.8	1	1	1290-1524	17,554	17,913
Depart Secretary IA	6.1	7	7	1280-1511	121,360	123,429
Clerical Assistant IIB	0.4	0.5	0.5	1253-1480	8,878	8,878
Administrator I- 12 Mo.	2.6	2	2	1250-2725	55,056	55,056
Clerical Assistant IIA	5	7.5	7.5	1189-1401	114,288	117,539
Student Assistant	8.4	0.2	0.2	(74,254)	1,991	1,991
Overtime	-	-	-	(191)	-	-
Instructional Faculty:						
Professor - 12 Mo	1.1	1	1	3381-4085	48,691	49,024
Head Coach-12 Month	0.2	1	1	3381-4085	40,301	42,530
Professor - AY	141.8	155	155	2936-3544	6,210,916	6,393,307
Head Coach-AY	2	2	2	2936-3544	80,064	82,795
Part Time Faculty-AY	73.9	-	-	(1,587,413)	-	-
Associate Professor-12 Month	0.8	0.3	0.3	2674-3225	12,813	12,901
Lecturer - AY - C	12.1	12	12	2325-2802	376,495	389,693
Associate Professor-AY	53.7	54	54	2325-2802	1,722,076	1,778,607
Student Affairs Officer IV - AY	0.8	-	-	2309-2782	-	-
Assistant Professor-12 Month	-	0.7	0.7	2120-2552	18,477	19,483
Sabbatical Leave Replacement	1.9	4.5	4.5	(40,022)	108,551	109,295
Faculty Development Leaves	0.5	-	-	(10,577)	-	-

¹The Salary Range and amounts shown in 1984-85 and 1985-86 for the California State University do reflect the 1984-85 fiscal year salary increase adjustment.

6610 CALIFORNIA STATE UNIVERSITY, DOMINGUEZ HILLS—Continued

ORGANIZATIONAL UNIT	NUMBER OF POSITIONS			EXPENDITURES		
	Filled 1983-84	Authorized 1984-85	Proposed 1985-86	Actual 1983-84	Estimated 1984-85	Proposed 1985-86
Classification						
Student Service:						
Social And Cultural Development:						
Student Affairs Officer V - 12 Mo	-	1	1	3357-4056	40,273	42,222
Student Affairs Officer IV - 12 Mo	1	1	1	2655-3202	36,663	38,429
Student Affairs Officer - 12 Mo	0.6	-	-	2104-2534	-	-
Student Affairs Assistant II- 12 Mo	1.2	2	2	1928-2320	55,668	55,668
Temporary Help	0.4	-	-	(5,562)	-	-
Clerical Assistant IIB	1	1.5	1.5	1253-1480	25,038	25,342
Clerical Assistant IIA	0.3	-	-	1189-1401	-	-
Supplementary Educational Serv.-Eop:						
Student Affairs Officer - 12 Mo	0.5	-	-	2104-2534	-	-
Administrator II- 12 Mo	1	1	1	2083-4088	35,256	35,256
Student Affairs Assistant II- 12 Mo	1.9	2.2	2.2	1928-2320	60,297	60,514
Student Affairs Asst II- 10 Mo Rn A	0.3	1	1	1928-2320	21,547	22,567
Student Affairs Assistant I - 12 Mo	0.7	1	1	1684-2019	20,209	21,111
Student Affairs Asst I - 10 Mo Rn A	-	1	1	1684-2019	16,840	17,593
Temporary Help	2.7	0.1	0.1	(40,574)	1,654	1,654
Clerical Assistant IIA	2.5	4.4	4.4	1189-1401	66,529	68,607
Student Assistant	1.6	-	-	(14,599)	-	-
Counseling And Career Guidance:						
Counseling:						
Student Affairs Officer V - 12 Mo	0.3	1	1	3357-4056	40,273	42,222
Student Affairs Officer IV - 12 Mo	0.8	2	2	2655-3202	75,213	76,858
Administrator III- 12 Mo	0.8	1	1	2500-5450	40,608	40,608
Student Affairs Officer - 12 Mo	2	2	2	2104-2534	60,796	60,796
Student Affairs Assistant II- 12 Mo	0.6	0.6	0.6	1928-2320	16,701	16,701
Clerical Assistant IIIB	0.6	1	1	1401-1660	19,910	19,910
Temporary Help	2.6	0.2	0.2	(38,294)	3,309	3,309
Clerical Assistant IIB	0.9	1	1	1253-1480	15,889	16,564
Student Assistant	1.6	-	-	(13,920)	-	-
Testing:						
Administrator III- 12 Mo	1	1	1	2500-5450	47,100	47,100
Student Affairs Officer - 12 Mo	1	1	1	2104-2534	30,398	30,398
Student Affairs Assistant II- 12 Mo	2	2	2	1928-2320	54,413	55,668
Student Affairs Assistant I - 12 Mo	1	1	1	1684-2019	24,224	24,224
Temporary Help	0.6	-	-	(8,962)	-	-
Student Assistant	0.2	-	-	(1,771)	-	-
Placement:						
Administrator III- 12 Mo	0.9	-	-	2500-5450	-	-
Student Affairs Officer - 12 Mo	2	2	2	2104-2534	60,796	60,796
Administrator II- 12 Mo	1.1	2	2	2083-4088	64,620	64,620
Student Affairs Assistant I - 12 Mo	-	1	1	1684-2019	20,209	21,111
Clerical Assistant IIIA	1.1	1.7	1.7	1378-1632	31,287	31,787
Temporary Help	0.6	0.1	0.1	(8,220)	1,654	1,654
Financial Aid:						
Administrator III- 12 Mo	-	1	1	2500-5450	38,110	38,110
Administrator III- A.Y.	1	-	-	2500-5450	-	-
Student Affairs Officer - 12 Mo	0.2	1.5	1.5	2104-2534	43,027	43,622
Administrator II- 12 Mo	0.5	-	-	2083-4088	-	-
Student Affairs Assistant II- 12 Mo	1	2	2	1928-2320	50,973	52,058
Student Affairs Assistant I - 12 Mo	0.9	3	3	1684-2019	66,470	66,356
Stud. Pers Tech, Financial Aid, Rg A	1	1	1	1593-1902	22,740	22,825
Clerical Assistant IVA	0.7	-	-	1524-1814	-	-
Clerical Assistant IIIB	1	-	-	1401-1660	-	-
Clerical Assistant IIIA	0.9	4.1	4.1	1378-1632	72,051	74,352
Temporary Help	2.2	0.5	0.5	(33,058)	8,271	8,271
Clerical Assistant IIA	1.5	1.2	1.2	1189-1401	19,729	19,851
Student Assistant	0.9	-	-	(8,145)	-	-
Student Support:						
Health Services:						
Physician I-10 Mo - Range A	1	2.5	2.5	4462-5374	120,685	123,938
Pharmacist - 10 Month Range A	1	1	1	2578-3109	30,030	30,276
Administrator III- 12 Mo	-	1	1	2500-5450	38,110	38,110
Administrator II- 12 Mo	1	1	1	2083-4088	29,232	29,232
Clinical Laboratory Technologist IA	1	1	1	2082-2392	28,710	28,710
Nurse Practitioner 10 Month Range A	1	1	1	2025-2437	24,365	24,365
Health Educator	0.4	0.5	0.5	1925-2315	13,165	13,787
Health Services Assistant, Range A	1	1	1	1881-2263	27,156	27,156
Registered Nurse II-10 Month Rng A	1	1	1	1847-2221	22,202	22,202
Student Affairs Assistant I - 12 Mo	-	0.1	0.1	1684-2019	2,021	2,111
Clerical Assistant IVA	1.1	1	1	1524-1814	21,764	21,764
Health Record Technician	0.9	1	1	1524-1814	21,684	21,764
Clerical Assistant IIIB	0.1	-	-	1401-1660	-	-
Clerical Assistant IIIA	1.3	2.4	2.4	1378-1632	47,132	47,132
Temporary Help	6	0.7	0.7	(88,256)	11,580	11,580
Clinical Aid, Range A	0.7	1	1	1133-1333	15,978	15,978
Student Assistant	0.5	-	-	(4,103)	-	-
Housing Services:						
Administrator II- 12 Mo	1	1	1	2083-4088	30,624	30,624
Clerical Assistant IVA	1	1	1	1524-1814	21,764	21,764
Clerical Assistant IIIB	0.4	0.6	0.6	1401-1660	11,946	11,946
Clerical Assistant IIB	-	-	-	1253-1480	-	-
Disabled Students:						
Student Affairs Assistant II- 12 Mo	1	1	1	1928-2320	25,375	26,579
Temporary Help	1.5	2.3	2.3	(22,484)	38,046	38,046
Clerical Assistant IIB	1	1.7	1.7	1253-1480	27,951	28,376

6610 CALIFORNIA STATE UNIVERSITY, DOMINGUEZ HILLS—Continued

ORGANIZATIONAL UNIT	NUMBER OF POSITIONS			EXPENDITURES		
	Classification	Filled 1983-84	Authorized 1984-85	Proposed 1985-86	Actual 1983-84	Estimated 1984-85
Student Assistant	3.5	1	1	SALARY RANGE (31,418)	9,955	9,955
Totals, Student Service	76.6	75.9	75.9	\$1,553,530	\$1,925,220	\$1,954,129
Institutional Support:						
Executive Management:						
President	1	1	1	4884-7341	75,732	75,732
Administrator IV- 12 Mo.	3	3	3	3333-6813	169,812	169,812
Administrator III- 12 Mo.	3.4	2.5	2.5	2500-5450	113,879	113,879
Administrator II- 12 Mo.	1.1	2.5	2.5	2083-4088	69,972	69,972
Administrative Assistant I	1.2	1	1	2105-2425	29,102	29,102
Administrative Secretary, Range A	2	2	2	1624-1943	46,636	46,636
Senior Secretary A	1.9	2	2	1524-1814	40,786	41,606
Clerical Assistant IIIB	1.9	2	2	1401-1660	35,036	36,544
Temporary Help	2.5	-	-	(36,353)	-	-
Administrator I- 12 Mo.	2.7	3	3	1250-2725	77,748	77,748
Evening And Night Shift Differential	-	-	-	(440)	-	-
Financial Operations:						
Administrator III- 12 Mo.	0.4	1	1	2500-5450	40,980	40,980
Associate Administrative Analyst	0.4	1	1	2425-2924	30,499	31,948
Administrator II- 12 Mo.	2	2	2	2083-4088	61,284	61,284
Accountant I	1	1	1	2015-2425	26,129	27,365
Assistant Administrative Analyst	-	1	1	2015-2425	24,180	25,329
Assistant Budget Analyst	0.9	-	-	2015-2425	-	-
Junior Staff Analyst	2.1	2	2	1681-2015	48,359	48,359
Accounting Technician IIIA	2.8	3	3	1660-1988	62,782	65,676
Supervising Account Clerk IA	1	1	1	1557-1855	21,116	22,095
Payroll Personnel Transact Clk IIA	2.4	3	3	1524-1814	61,848	62,639
Clerical Assistant IVA	2	2	2	1524-1814	43,529	43,529
Senior Account Clerk, Range A	1	1	1	1419-1681	20,124	20,124
Accounting Technician IIA	0.8	1	1	1419-1681	17,481	18,232
Clerical Assistant IIIB	5.3	7.2	7.2	1401-1660	135,009	137,499
Temporary Help	1.8	-	-	(26,852)	-	-
Administrator I- 12 Mo.	1	1	1	1250-2725	25,536	25,536
Intermediate Account Clerk, Range A	1	1	1	1223-1443	17,280	17,280
Student Assistant	1.7	-	-	(15,375)	-	-
Overtime	-	-	-	(24,245)	-	-
General Administrative Services:						
Student Admissions And Records:						
Student Affairs Officer V - 12 Mo	0.5	0.5	0.5	3357-4056	24,335	24,335
Superv Stndt Affairs Asst IV	-	1	1	2510-3027	31,562	33,066
Administrator III- 12 Mo.	1	1	1	2500-5450	44,652	44,652
Administrator II- 12 Mo.	1	-	-	2083-4088	-	-
Student Affairs Assistant II- 12 Mo	1	1.4	1.4	1928-2320	36,029	37,210
Student Affairs Assistant I - 12 Mo	0.4	1.4	1.4	1684-2019	28,292	29,555
Evaluation Technician I	4.5	6	6	1593-1902	126,176	129,688
Clerical Assistant IVA	0.8	2	2	1524-1814	43,529	43,529
Senior Secretary A	1	1	1	1524-1814	21,764	21,764
Secretary B	0.7	-	-	1401-1660	-	-
Clerical Assistant IIIA	4.1	3.8	3.8	1378-1632	72,260	72,983
Temporary Help	4.4	2.6	2.6	(64,805)	43,009	43,009
Administrator I- 12 Mo.	3.1	4	4	1250-2725	94,560	94,560
Clerical Assistant IIA	9.8	12.9	12.9	1189-1401	201,495	207,415
Student Assistant	3.7	-	-	(32,560)	-	-
Overtime	-	-	-	(3,700)	-	-
Student Affirmative Action:						
Administrator II- 12 Mo.	1	1	1	2083-4088	27,888	27,888
Student Affairs Assistant II- 12 Mo	2	-	-	1928-2320	-	-
Student Affairs Assistant I - 12 Mo	1	-	-	1684-2019	-	-
Clerical Assistant IIIA	1	1	1	1378-1632	17,743	18,505
Temporary Help	0.1	-	-	(1,271)	-	-
Student Assistant	5.4	-	-	(48,355)	-	-
Employee Personnel And Records:						
Administrator III- 12 Mo.	1	1	1	2500-5450	38,988	38,988
Administrator II- 12 Mo.	1	1	1	2083-4088	32,256	32,256
Payroll Personnel Transact Clk IIA	1	1	1	1524-1814	21,761	21,761
Secretary B	0.9	1	1	1401-1660	17,743	18,505
Temporary Help	0.3	-	-	(5,015)	-	-
Administrator I- 12 Mo.	0.7	1	1	1250-2725	24,384	24,384
Logistical Services:						
Support Operations:						
Administrator II- 12 Mo.	1	1	1	2083-4088	31,008	31,008
Automotive Mechanic	1	1	1	1955-2144	25,727	25,727
Procurement Assistant, Range A	0.8	1	1	1838-2210	26,230	26,530
Staff Services Tech IA - Admin Sces	1	1	1	1703-2044	24,511	24,511
Property Clerk IIA	1	1	1	1624-1943	23,318	23,318
Purchasing Agent, Range A	0.8	1	1	1550-1847	22,163	22,163
Clerical Assistant IVA	-	1	1	1524-1814	21,120	21,764
Mail Services Supervisor IA	1	1	1	1431-1696	20,354	20,354
Storekeeper IA	0.9	1	1	1431-1696	17,169	17,913
Clerical Assistant IIIA	1	0.2	0.2	1378-1632	3,309	3,449
Reproduction Processes Asst, Range A	0.9	1	1	1378-1632	17,129	17,867
Warehouse Worker, Range A	2	2.1	2.1	1378-1632	40,822	40,892
Temporary Help	0.7	1.1	1.1	(10,591)	18,196	18,196
Duplicating Machine Oper IIA-Offset	2	2	2	1280-1511	36,084	36,270

6610 CALIFORNIA STATE UNIVERSITY, DOMINGUEZ HILLS—Continued

1
2
3
4
5
6
7
8
9
10
11
12
13
14
15
16
17
18
19
20
21
22
23
24
25
26
27
28
29
30
31
32
33
34
35
36
37
38
39
40
41
42
43
44
45
46
47
48
49
50
51
52
53
54
55
56
57
58
59
60
61
62
63
64
65
66
67
68
69
70
71
72
73
74
75
76
77
78
79
80
81
82
83
84
85
86
87
88
89
90
91
92
93
94
95
96
97
98

ORGANIZATIONAL UNIT Classification	NUMBER OF POSITIONS			EXPENDITURES		
	Filled 1983-84	Authorized 1984-85	Proposed 1985-86	Actual 1983-84	Estimated 1984-85	Proposed 1985-86
				SALARY RANGE		
Mail Clerk, Range A	1.9	2	2	1280-1511	35,587	36,270
Administrator I- 12 Mo.	1.8	2	2	1250-2725	40,008	40,008
Clerical Assistant IIA	1	1	1	1189-1401	16,816	16,816
Telephone Operator, Range A	1	1	1	1189-1401	16,816	16,816
Student Assistant	0.3	-	-	(2,990)	-	-
Overtime	-	-	-	(454)	-	-
Public Safety:						
Administrator III- 12 Mo.	1	1	1	2500-5450	36,120	36,120
Supervising Public Safety Officer I	3	3	3	2194-2643	91,448	92,785
Public Safety Investigator	1	1	1	2095-2523	30,271	30,271
Administrator II- 12 Mo.	0.5	1	1	2083-4088	27,500	27,500
Public Safety Officer	5.9	7	7	2001-2408	186,223	191,842
Public Safety Dispatch, typing, rng A	1	1	1	1401-1660	17,850	18,623
Public Safety Dispatcher, Range A	1	1	1	1401-1660	19,705	19,910
Overtime	-	-	-	(3,872)	-	-
Evening And Night Shift Differential	-	-	-	(3,625)	-	-
Physical Plant Operations:						
Maintenance Office Administration:						
Administrator III- 12 Mo.	0.6	1	1	2500-5450	45,720	45,720
Administrator II- 12 Mo.	0.2	1	1	2083-4088	35,004	35,004
Temporary Help-Plant Operations	0.7	-	-	(13,405)	-	-
Clerical Assistant IIIA	1	1	1	1378-1632	19,584	19,584
Overtime	-	-	-	(1,062)	-	-
Utility Plants:						
Refrigeration Mechanic	0.8	1	1	2256-2476	27,820	29,147
Administrator II- 12 Mo.	1.5	1	1	2083-4088	32,256	32,256
Supervising Bldg. Service Engineer	0.6	1	1	2066-2374	28,486	28,486
Building Service Engineer	6.8	7	7	1964-2256	185,721	187,994
Building Maintenance Worker	0.8	0.8	0.8	1715-1876	18,005	18,005
Overtime	-	-	-	(3,329)	-	-
Evening And Night Shift Differential	-	-	-	(1,662)	-	-
Building Maintenance:						
Supervising Electrician	1	1	1	2256-2476	29,713	29,713
Plumber II	1	1	1	2154-2363	28,354	28,354
Locksmith II	1	1	1	2154-2363	28,354	28,354
Administrator II- 12 Mo.	-	1	1	2083-4088	27,500	27,500
Carpenter II	1	1	1	2057-2256	27,073	27,073
Painter II	1	1	1	2057-2256	27,073	27,073
Electrician I	2	2	2	2057-2256	54,146	54,146
Plumber I	1	1	1	2057-2256	27,073	27,073
Carpenter I	1	1	1	1964-2154	25,846	25,846
Painter I	1.7	2	2	1964-2154	50,252	51,401
Locksmith I	1	1	1	1964-2154	25,846	25,846
Building Maintenance Worker	1	2	2	1715-1876	43,085	44,009
Skilled Labor	1	1	1	1678-1834	22,004	22,004
Mechanics Helper	1	1	1	1635-1784	21,410	21,410
Student Assistant	0.2	-	-	(1,844)	-	-
Overtime	-	-	-	(2,106)	-	-
Grounds Maintenance:						
Administrator II- 12 Mo.	1	1	1	2083-4088	29,508	29,508
Drafting Technician IIA	1	1	1	1970-2370	27,910	28,449
Building Maintenance Worker	1.7	2.2	2.2	1715-1876	48,125	49,095
Temporary Help-Plant Operations	-	-	-	(6)	-	-
Skilled Labor	1.3	1	1	1678-1834	22,004	22,004
Automotive Equipment Operator IA	2	2	2	1667-1822	43,711	43,711
Lead Groundswoker, Range A	2.9	3	3	1610-1925	65,515	66,364
Irrigation Specialist	1	1	1	1543-1838	22,065	22,065
Tree Trimmer IA	1	1	1	1543-1838	22,065	22,065
Groundswoker, Range A	7.2	10.1	10.1	1419-1610	188,038	190,304
Laborer, Range A	1	1	1	1419-1543	18,526	18,526
Overtime	-	-	-	(797)	-	-
Custodial Services:						
Temporary Help-Plant Operations	1.4	-	-	(24,694)	-	-
Clerical Assistant IVA	1	1	1	1524-1814	21,362	21,764
Laborer, Range A	2	2	2	1419-1543	35,551	36,283
Clerical Assistant IIIA	1	2	2	1378-1632	37,089	37,902
Lead Custodian, Range A	2.9	5	5	1295-1531	86,862	88,193
Administrator I- 12 Mo.	2.8	3	3	1250-2725	61,914	61,914
Custodian, Range A	24.1	28.3	28.3	1203-1419	461,082	467,974
Clerical Assistant IIA	1	1	1	1189-1401	16,816	16,816
Student Assistant	0.7	-	-	(6,595)	-	-
Overtime	-	-	-	(1,176)	-	-
Evening And Night Shift Differential	-	-	-	(4,680)	-	-
Plant Expansion And Modification:						
Overtime	-	-	-	(3,655)	-	-
Faculty And Staff Services:						
Overtime	-	-	-	-	30,343	30,343
Management Comp. Adjustment -New	-	-	-	-	-	76,392
Management Comp. Adjust -Continuing	-	-	-	-	285,887	286,799
Evening And Night Shift Differential	-	-	-	-	7,928	7,928
Non-Faculty Reclash - New	-	-	-	-	-	28,239
Non-Faculty Reclash - Continuing	-	-	-	-	27,666	63,633
Management Reclash - New	-	-	-	-	-	9,167
Management Reclash - Continuing	-	-	-	-	7,707	17,726

6610 CALIFORNIA STATE UNIVERSITY, DOMINGUEZ HILLS—Continued

1
2
3
4
5
6
7
8
9
10
11
12
13
14
15
16
17
18
19
20
21
22
23
24
25
26
27
28
29
30
31
32
33
34
35
36
37
38
39
40
41
42
43
44
45
46
47
48
49
50
51
52
53
54
55
56
57
58
59
60
61
62
63
64
65
66
67
68
69
70
71
72
73
74
75
76
77
78
79
80
81
82
83
84
85
86
87
88
89
90
91
92
93
94
95
96
97
98

ORGANIZATIONAL UNIT Classification	NUMBER OF POSITIONS			EXPENDITURES		
	Filled 1983-84	Authorized 1984-85	Proposed 1985-86	Actual 1983-84	Estimated 1984-85	Proposed 1985-86
Community Relations:				SALARY RANGE		
Student Affairs Officer V - 12 Mo	0.5	0.5	0.5	3357-4056	24,335	24,335
Administrator IV- 12 Mo.	1	1	1	3333-6813	52,548	52,548
Administrator III- 12 Mo.	0.4	0.7	0.7	2500-5450	26,677	26,677
Administrator II- 12 Mo.	1	1	1	2083-4088	31,008	31,008
Graphic Artist I	0.5	0.5	0.5	1789-2150	11,193	11,720
Senior Secretary A	1	1	1	1524-1814	20,132	21,040
Editorial Aid, Range A	-	0.5	0.5	1461-1733	8,767	9,146
Clerical Assistant IIIA	0.9	0.5	0.5	1378-1632	8,330	8,686
Temporary Help	3.9	-	-	(58,329)	-	-
Student Assistant	0.8	-	-	(6,945)	-	-
Overtime	-	-	-	(291)	-	-
Totals, Institutional Support	228.1	230.3	230.3	\$4,749,409	\$5,669,738	\$5,894,204
Independent Operations:						
Institutional Operations:						
Part Time Faculty-AY	5.5	-	-	(117,752)	-	-
Administrator III- 12 Mo.	0.9	1	1	2500-5450	38,940	38,940
Assistant Professor-AY	-	14	14	1847-2220	337,715	340,031
Temporary Help	6.4	6	6	(95,028)	99,252	99,252
Assistant Cashier-Clerk, Range A	1	1	1	1223-1443	15,482	16,135
Intermediate Account Clerk, Range A	0.9	1	1	1223-1443	15,375	16,023
Management Comp. Adjust -Continuing	-	-	-	-	3,544	3,544
Totals, Independent Operations ..	14.7	23	23	\$278,531	\$510,308	\$513,925
Totals, General Fund	835.1	826.7	826.7	\$19,944,092	\$23,342,049	\$24,059,316
Dormitory Revenue Fund- Housing:						
Student Service:						
Student Support:						
Student Affairs Assistant II- 12 Mo	1	1	1	1928-2320	25,279	26,478
Student Affairs Assistant I - 12 Mo	0.5	1	1	1684-2019	20,660	21,608
Clerical Assistant IVA	1	1	1	1524-1814	21,764	21,764
Student Assistant	4.1	3	3	(36,135)	29,866	29,866
Totals, Student Service	6.6	6	6	\$85,495	\$97,569	\$99,716
Institutional Support:						
Financial Operations:						
Senior Account Clerk, Range A	0.9	1	1	1419-1681	17,541	18,296
Physical Plant Operations:						
Building Maintenance Worker	1	1	1	1715-1876	22,506	22,506
Temporary Help-Plant Operations	0.3	1	1	(5,111)	20,579	20,579
Gardening Specialist, Range A	1	-	-	1543-1838	-	-
Laborer, Range A	0.7	1	1	1419-1543	17,025	17,756
Totals, Institutional Support	3.9	4	4	\$66,271	\$77,651	\$79,137
Totals, Dormitory Revenue Fund- Housing	10.5	10	10	\$151,766	\$175,220	\$178,853
Dormitory Revenue Fund- Parking:						
Institutional Support:						
Financial Operations:						
Senior Cashier Clerk, Range A	1	1	1	1419-1681	19,772	20,124
Overtime	-	-	-	-	364	364
Logistical Services:						
Clerical Assistant IVA	0.3	1	1	1524-1814	21,120	21,764
Supv. Parking Officer, Range A	1	1	1	1486-1764	21,177	21,177
Parking Officer, Range A	1	2	2	1425-1688	36,730	38,097
Clerical Assistant IIIA	0.6	-	-	1378-1632	-	-
Temporary Help	-	0.4	0.4	16536-YR.	6,617	6,617
Clerical Assistant IIA	1	-	-	1189-1401	-	-
Student Assistant	4.2	1.5	1.5	(37,137)	14,933	14,933
Overtime	-	-	-	(203)	826	826
Evening And Night Shift Differential	-	-	-	(585)	339	339
Physical Plant Operations:						
Groundswoker, Range A	0.5	1	1	1419-1610	17,330	18,077
Overtime	-	-	-	-	595	595
Totals, Institutional Support	9.6	7.9	7.9	\$128,176	\$139,803	\$142,913
Totals, Dormitory Revenue Fund- Parking	9.6	7.9	7.9	\$128,176	\$139,803	\$142,913
Continuing Education Revenue Fund:						
Instruction:						
Special Session Instruction:						
Associate Administrative Analyst	-	1	1	2425-2924	29,102	30,499
Assistant Administrative Analyst	1	-	-	2015-2425	-	-
Clerical Assistant IVA	1.8	-	-	1524-1814	-	-
Temporary Help	0.1	-	-	(1,141)	-	-
Depart Secretary IA, Dictating	0.2	-	-	1301-1537	-	-
Clerical Assistant IIB	1	1	1	1253-1480	16,816	16,816
Student Assistant	0.9	-	-	(8,423)	-	-
Summer Session Faculty	25.1	17	17	(433,420)	328,064	328,064

6610 CALIFORNIA STATE UNIVERSITY, DOMINGUEZ HILLS—Continued

ORGANIZATIONAL UNIT Classification	NUMBER OF POSITIONS			EXPENDITURES		
	Filled 1983-84	Authorized 1984-85	Proposed 1985-86	Actual 1983-84	Estimated 1984-85	Proposed 1985-86
Extension Instruction:						
Associate Professor-12 Month	-	1	1	2674-3225	27,715	29,225
Extended Education Specialist- IA	1.7	1	1	2019-2430	28,605	29,155
Administrative Aid, Range A	-	2	2	1733-2082	45,587	46,740
Clerical Assistant IVA	1	2	2	1524-1814	40,587	41,401
Temporary Help	0.2	-	-	(2,802)	-	-
Depart Secretary IA, Dictating	-	0.5	0.5	1301-1537	8,480	8,839
Clerical Assistant IIB	-	0.5	0.5	1253-1480	7,282	7,586
Student Assistant	1.5	-	-	(13,001)	-	-
Extension Faculty	13.2	16.8	16.8	(178,338)	240,745	263,615
Totals, Instruction	47.7	42.8	42.8	\$762,506	\$772,983	\$801,940
Institutional Support:						
Executive Management:						
Administrator IV- 12 Mo.	1	0.5	0.5	3333-6813	24,510	24,510
Administrator III- 12 Mo.	1	0.5	0.5	2500-5450	19,055	19,055
Assistant Professor-12 Month	-	1	1	2120-2552	27,715	29,225
Administrator II- 12 Mo.	-	1	1	2083-4088	27,500	27,500
Public Affairs Assistant I	0.5	2	2	1610-1925	39,494	41,244
Clerical Assistant IVA	-	1	1	1524-1814	21,764	21,764
Senior Secretary A	1	-	-	1524-1814	-	-
Clerical Assistant IIIA	1	0.8	0.8	1378-1632	15,667	15,667
Temporary Help	0.2	-	-	(3,170)	-	-
Student Assistant	0.3	0.1	0.1	(3,007)	996	996
Faculty And Staff Services:						
Management Comp. Adjust -Continuing	-	-	-	-	6,467	6,467
Totals, Institutional Support	5	6.9	6.9	\$131,026	\$183,168	\$186,428
Totals, Continuing Education						
Revenue Fund	52.7	49.7	49.7	\$893,532	\$956,151	\$988,368
Totals, California State University, Dominguez Hills	907.9	894.3	894.3	\$21,117,566	\$24,613,223	\$25,369,450

6610 CALIFORNIA STATE UNIVERSITY, SACRAMENTO ¹

General Fund:						
Instruction:						
Regular Instruction:						
Institutional Support:						
Administrator IV- 12 Mo.	8.5	9.5	9.5	3333-6813	\$481,576	\$481,576
Depart. Chair-Assoc. Dean - AY	9.1	9.2	9.2	1426-3544	363,655	370,536
Coordinator-Teacher Education-AY	3.5	2.9	2.9	1426-3544	72,813	73,180
Administrator III- 12 Mo.	22.3	18	18	2500-5450	784,402	784,402
Media Production Specialist III	2	1	1	2263-2726	32,218	32,718
Equipment Tech.Mechanical III	1	1	1	2160-2602	31,217	31,217
Equipment Tech.Electronic III	1.3	1	1	2160-2602	31,217	31,217
Equip.Tech.Specialized Equip. III	1	1	1	2160-2602	31,217	31,217
Student Affairs Officer - 12 Mo.	0.2	-	-	2104-2534	-	-
Administrator II- 12 Mo.	5.3	10.2	10.2	2083-4088	318,276	318,276
Administrative Assistant I	4	4	4	2105-2425	116,407	116,407
Instructional Support Tech. IIA	5	5	5	1970-2370	131,731	136,627
Supervising Stage Technician IIA	1	1	1	1970-2370	28,449	28,449
Piano Technician IIA	1	1	1	1970-2370	28,449	28,449
Equipment Technician,mechanical IIA	3.8	4	4	1970-2370	110,479	113,365
Equip.Tech.Electro-Mechanical IIA	3.1	4	4	1970-2370	109,997	111,107
Equipment Technician,electronic IIA	4.9	4	4	1970-2370	113,796	113,796
Media Production Specialist II	-	1	1	1970-2370	28,449	28,449
Superv Stndt Affairs Asst II -12 Mo.	1	1	1	1928-2320	27,834	27,834
Instruct. Computing Consultant I	0.9	1	1	1907-2294	22,887	23,971
Instructional Support Tech. IA	6	6	6	1797-2160	151,793	153,660
Stage Technician IA	1	1	1	1797-2160	25,929	25,929
Costume Technician IIA	0.9	1	1	1797-2160	22,406	23,466
Equipment Technician,mechanical IA	-	1	1	1797-2160	21,569	22,574
Equipment Tech.Electro-Mechanical IA	1	5	5	1797-2160	112,203	116,225
Equipment Technician,electronic IA	1	1	1	1797-2160	25,929	25,929
Equipment Tech.Specialized Equip. IA	1.8	2	2	1797-2160	48,000	49,038
Photographer I	1	1	1	1789-2150	25,799	25,799
Graphic Artist I	1	1	1	1789-2150	25,799	25,799
Credential Analyst	1	1	1	1737-2086	25,022	25,022
Administrative Aid, Range A	7	8	8	1733-2082	194,040	196,597
Programmer Trainee	-	-	-	1726-1890	-	-
Accompanist IIA	1	1	1	1718-2063	24,569	24,754
Staff Services Tech IA - Personnel	-	1	1	1703-2044	24,511	24,511
Staff Services Tech IA - Admin Sces	1	1	1	1703-2044	24,511	24,511
Student Affairs Asst I - 10 Mo Rn A	1	1	1	1684-2019	19,110	20,006
Instructional Support Asst. IIIA	1	4	4	1646-1970	82,866	85,491
Equipment Maintenance Assistant IA	1	-	-	1646-1970	-	-
Administrative Secretary, Range A	1	1	1	1624-1943	23,318	23,318
Slide Curator IA	1	1	1	1624-1943	23,318	23,318

¹The Salary Range and amounts shown in 1984-85 and 1985-86 for the California State University do reflect the 1984-85 fiscal year salary increase adjustment.

6610 CALIFORNIA STATE UNIVERSITY, SACRAMENTO—Continued

1
2
3
4
5
6
7
8
9
10
11
12
13
14
15
16
17
18
19
20
21
22
23
24
25
26
27
28
29
30
31
32
33
34
35
36
37
38
39
40
41
42
43
44
45
46
47
48
49
50
51
52
53
54
55
56
57
58
59
60
61
62
63
64
65
66
67
68
69
70
71
72
73
74
75
76
77
78
79
80
81
82
83
84
85
86
87
88
89
90
91
92
93
94
95
96
97
98

ORGANIZATIONAL UNIT Classification	NUMBER OF POSITIONS			EXPENDITURES		
	Filled 1983-84	Authorized 1984-85	Proposed 1985-86	Actual 1983-84	Estimated 1984-85	Proposed 1985-86
				SALARY RANGE		
Depart Secretary IIIA, Stenography	13	13	13	1524-1814	280,219	282,695
Clerical Assistant IVA	9.5	9.5	9.5	1524-1814	203,539	205,795
Senior Secretary A	6	6	6	1524-1814	125,494	127,951
Athletic Equipment Attendant IIA	3	3	3	1449-1718	61,846	61,846
Instructional Support Asst. IIA	9	20.9	20.9	1449-1718	375,222	402,496
Depart Secretary IIA, Stenography	14.7	17	17	1401-1660	325,308	330,745
Clerical Assistant IIIB	9.6	10.1	10.1	1401-1660	190,693	194,660
Depart Secretary IIA	0.7	1	1	1378-1632	18,569	19,378
Clerical Assistant IIIA	8.7	10	10	1378-1632	192,567	194,826
Secretary A	1	2	2	1378-1632	36,126	36,831
Temporary Help	29.9	8.9	8.9	(441,257)	147,223	147,223
Power Keyboard Operator, Range A	5.7	7	7	1350-1597	131,200	131,879
Stock Clerk, Range A	1	-	-	1328-1570	-	-
Data Control Technician, Range A	1	1	1	1322-1563	18,761	18,761
Depart Secretary IA, Stenography	0.3	-	-	1301-1537	-	-
Athletic Equipment Attendant IA	1	3.2	3.2	1290-1524	53,075	54,540
Instructional Support Asst. IA	1	5.8	5.8	1290-1524	92,092	99,003
Depart Secretary IA	1	1.5	1.5	1280-1511	25,975	26,305
Duplicating Machine Oper IIA-Offset	2	1	1	1280-1511	18,135	18,135
Clerical Assistant IIB	13.6	29.4	29.4	1253-1480	483,471	494,951
Administrator I- 12 Mo.	2	2	2	1250-2725	40,470	40,470
Duplicat Mach Oper IIA-Direct Impr.	1.3	2	2	1233-1455	34,579	34,938
Clerical Assistant IIA	11.4	16	16	1189-1401	247,692	255,198
Student Assistant	44.4	-	-	(395,029)	-	-
Overtime	-	-	-	(1,133)	-	-
Instructional Faculty:						
Head Coach-12 Month	1	1	1	3381-4085	48,691	49,024
Lecturer - AY - D	0.9	1	1	2936-3544	36,400	38,408
Professor - AY	509.3	515.2	515.2	2936-3544	21,057,291	21,540,192
Part Time Faculty-AY	129.9	-	-	(2,791,180)	-	-
Administrator III- 12 Mo.	1	1	1	2500-5450	44,652	44,652
Lecturer - AY - C	19	19	19	2325-2802	585,215	609,360
Associate Professor-AY	162.5	166	166	2325-2802	5,342,866	5,486,719
Coach-10 Month	1	1	1	2325-2802	30,416	32,089
Coach-AY	4.2	5	5	2325-2802	158,238	163,706
Sabbatical Leave Replacement	13.5	17.5	17.5	(289,276)	420,134	425,038
Sabbatical Leave Difference In Pay	14.1	-	-	(302,437)	-	-
Substitute Faculty	1	-	-	(20,438)	-	-
Lecturer - AY - B	32.4	55.1	55.1	1847-2220	1,369,012	1,427,793
Assistant Professor-AY	43.7	199.7	199.7	1847-2220	5,203,841	5,493,720
Coaching Specialist-AY	0.6	1	1	1847-2220	26,456	26,637
Lecturer - AY - A	5.3	4	4	1689-2024	94,705	96,972
Lecturer - AY - L	0.4	-	-	1426-1551	-	-
Graduate Assistant	127.5	-	-	(571,105)	-	-
Faculty Promotions - New	-	-	-	-	-	63,689
Faculty Promotions - Continuing	-	-	-	-	69,970	162,034
Market Condition Salary Supplements	-	-	-	-	4,528	-
Exceptional Merit Service Awards	-	-	-	(58,500)	-	-
Totals, Instruction	1365.7	1274.6	1274.6	\$36,025,106	\$41,360,432	\$42,637,399
Academic Support:						
Libraries:						
Administrator IV- 12 Mo.	1	1	1	3333-6813	48,588	48,588
Librarian-12 Month	2.2	1	1	2709-3268	38,950	39,217
Administrator III- 12 Mo.	3	3	3	2500-5450	113,484	113,484
Associate Librarian-12 Month	8.6	10	10	2467-2974	353,955	356,927
Senior Assistant Librarian-12 Month	5.4	7.2	7.2	1914-2646	200,473	208,298
Slide Curator IIA	1	1	1	1855-2231	26,778	26,778
Equipment Tech.Electro-Mechanical IA ...	0.7	1	1	1797-2160	21,569	22,574
Administrative Aid, Range A	0.3	1	1	1733-2082	20,798	21,764
Staff Services Tech IA - Admin Sces	0.6	1	1	1703-2044	21,785	22,800
Supervising Library Assistant IIIA	3.9	4	4	1699-2038	97,838	97,838
Library Assistant IIIA	6.1	6	6	1696-2034	143,237	145,392
Assistant Librarian-12 Month	2.9	6.7	6.7	1652-2270	157,779	165,343
Library Assistant IIA	6.4	12	12	1557-1855	242,500	248,721
Clerical Assistant IVA	2.8	3	3	1524-1814	65,293	65,293
Senior Account Clerk, Range A	0.8	1	1	1419-1681	20,124	20,124
Clerical Assistant IIIA	2.4	2	2	1378-1632	39,168	39,168
Library Assistant IA	15.8	5.6	5.6	1378-1632	103,713	105,644
Temporary Help	5	14.9	14.9	(73,445)	246,476	246,476
Power Keyboard Operator, Range A	0.5	-	-	1350-1597	-	-
Stock Clerk, Range A	0.8	-	-	1328-1570	-	-
Mail Clerk, Range A	0.4	-	-	1280-1511	-	-
Book Repairer IA	0.5	1	1	1199-1413	16,960	16,960
Clerical Assistant IIA	7	4.8	4.8	1189-1401	76,837	77,940
Student Assistant	31.3	18.4	18.4	(277,816)	183,176	183,176
Overtime	-	-	-	(353)	-	-
Evening And Night Shift Differential	-	-	-	(469)	-	-
Audio-Visual Services:						
Audio Visual Coordinator-12 Month	1	-	-	1619-4085	-	-
Audio Visual Coordinator-AY	-	1.1	1.1	1426-3544	22,112	27,769
Administrator III- 12 Mo.	0.9	2	2	2500-5450	89,472	89,472
Supv Equip Tech III-Electro-Mechr	1	1	1	2160-2602	31,217	31,217
Administrator II- 12 Mo.	-	-	-	2083-4088	-	-

6610 CALIFORNIA STATE UNIVERSITY, SACRAMENTO—Continued

ORGANIZATIONAL UNIT	NUMBER OF POSITIONS			EXPENDITURES			
	Classification	Filled 1983-84	Authorized 1984-85	Proposed 1985-86	Actual 1983-84	Estimated 1984-85	Proposed 1985-86
SALARY RANGE							
Photographer II	1.7	1	1	2053-2472	29,663	29,663	
Graphic Artist II	1	1	1	2053-2472	29,663	29,663	
Equip.Tech.Electro-Mechanical IIA	3.4	4	4	1970-2370	108,345	110,101	
Equipment Tech.Electro-Mechanical IA	1	1	1	1797-2160	24,014	25,146	
Photographer I	0.3	1	1	1789-2150	25,799	25,799	
Instructional Support Asst. IIIA	1	1	1	1646-1970	23,644	23,644	
Clerical Assistant IVA	1	1	1	1524-1814	21,764	21,764	
Instructional Support Asst. IIA	1.9	2.5	2.5	1449-1718	46,887	48,013	
Clerical Assistant IIIA	0.8	1	1	1378-1632	19,310	19,584	
Temporary Help	0.5	1.7	1.7	(7,872)	28,122	28,122	
Clerical Assistant IIB	1	1	1	1253-1480	17,756	17,756	
Clerical Assistant IIA	1	1.2	1.2	1189-1401	18,293	19,063	
Student Assistant	4.5	1.3	1.3	(39,680)	12,942	12,942	
Evening And Night Shift Differential	-	-	-	(230)	-	-	
Television Services:							
Television Engineer	2	1	1	2726-3290	39,481	39,481	
Media Production Specialist III	1	1	1	2263-2726	29,346	30,743	
Administrator II- 12 Mo.	0.5	1	1	2083-4088	35,256	35,256	
Student Assistant	1	-	-	(9,288)	-	-	
Computing Support:							
Staff Systems Software Specialist	0.3	-	-	2830-3416	-	-	
Instruct. Computing Consultant III	1	2	2	2739-3305	71,625	74,106	
Associate Systems Analyst	1	1	1	2578-3109	36,452	37,314	
Assoc. Systems Software Specialist	0.3	1	1	2578-3109	37,314	37,314	
Administrator III- 12 Mo.	1.8	3	3	2500-5450	123,466	123,466	
Programmer II	3	4	4	2273-2739	120,611	124,815	
Assistant Systems Analyst	-	1	1	2140-2578	25,681	26,908	
Administrator II- 12 Mo.	1.5	1	1	2083-4088	28,032	28,032	
Equipment Technician,electronic IIA	2	1	1	1970-2370	28,449	28,449	
Programmer I	1.7	2	2	1907-2294	45,774	47,942	
Instruct. Computing Consultant I	1.4	1	1	1907-2294	23,429	24,532	
Junior Staff Analyst	1	1	1	1681-2015	24,180	24,180	
Senior Computer Operator, Range A	3	3	3	1610-1925	66,223	67,678	
Senior Data Control Tech., Range A	1	1	1	1486-1764	21,177	21,177	
Computer Operator, Range A	2.8	3	3	1419-1681	57,795	58,549	
Clerical Assistant IIIA	1	1	1	1378-1632	19,584	19,584	
Temporary Help	1.3	-	-	(19,207)	-	-	
Power Keyboard Operator, Range A	1	1	1	1350-1597	18,054	18,834	
Data Control Technician, Range A	2	3	3	1322-1563	51,976	53,399	
Administrator I- 12 Mo.	1.5	2	2	1250-2725	47,880	47,880	
Data Entry Operator, Range A	2	2	2	1203-1419	33,646	34,050	
Student Assistant	3	2	2	(27,084)	19,910	19,910	
Evening And Night Shift Differential	-	-	-	(1,555)	-	-	
Ancillary Support:							
Master Of Social Work:							
Administrator IV- 12 Mo.	1	1	1	3333-6813	51,000	51,000	
Administrator III- 12 Mo.	-	-	-	2500-5450	-	-	
Administrative Aid, Range A	1	1	1	1733-2082	24,976	24,976	
Student Writing Skills:							
Temporary Help	0.4	-	-	(5,193)	-	-	
Student Assistant	0.3	-	-	(2,233)	-	-	
Totals, Academic Support	172.2	169.4	169.4	\$3,296,516	\$3,869,801	\$3,931,798	
Student Service:							
Social And Cultural Development:							
Student Affairs Officer IV - 12 Mo	1	1	1	2655-3202	38,429	38,429	
Administrator III- 12 Mo.	0.8	1	1	2500-5450	44,652	44,652	
Counselor - AY - Associate Professor	0.1	1	1	2309-2782	20,100	25,068	
Student Affairs Officer - 12 Mo.	0.8	0.4	0.4	2104-2534	10,103	10,580	
Administrator II- 12 Mo.	-	0.4	0.4	2083-4088	11,000	11,000	
Student Affairs Assistant II- 12 Mo	2	2	2	1928-2320	50,973	52,058	
Clerical Assistant IIIA	1	1	1	1378-1632	19,910	19,910	
Temporary Help	-	0.1	0.1	(73)	1,654	1,654	
Clerical Assistant IIA	1.1	1.1	1.1	1189-1401	16,576	17,273	
Student Assistant	2.2	-	-	(19,381)	-	-	
Supplementary Educational Serv.-Eop:							
Student Affairs Officer - 12 Mo.	4.5	4.5	4.5	2104-2534	131,421	133,332	
Administrator II- 12 Mo.	1	1	1	2083-4088	35,256	35,256	
Student Affairs Assistant II- 12 Mo	1	1	1	1928-2320	23,862	24,992	
Clerical Assistant IVA	1	1	1	1524-1814	21,442	21,764	
Clerical Assistant IIIA	2	2	2	1378-1632	39,168	39,168	
Temporary Help	0.3	3.5	3.5	(4,359)	57,897	57,897	
Clerical Assistant IIA	1.5	1.5	1.5	1189-1401	24,098	24,402	
Student Assistant	5.8	6	6	(51,339)	59,731	59,731	
Counseling And Career Guidance:							
Counseling:							
Student Affairs Officer V - 12 Mo	1	1.5	1.5	3357-4056	68,807	69,782	
Counselor - AY - Professor	1	1	1	2915-3519	42,222	42,222	
Student Affairs Officer V - AY	8	7	7	2915-3519	289,075	290,906	
Superv Stndt Affairs Off IV-12 Mo	-	1	1	2655-3202	31,850	33,380	
Administrator III- 12 Mo.	-	1	1	2500-5450	38,110	38,110	
Student Affairs Officer IV - AY	1.3	-	-	2309-2782	-	-	
Administrator II- 12 Mo.	0.5	-	-	2083-4088	-	-	
Administrator II- A.Y.	1	1	1	2083-4088	30,408	30,408	

6610 CALIFORNIA STATE UNIVERSITY, SACRAMENTO—Continued

1
2
3
4
5
6
7
8
9
10
11
12
13
14
15
16
17
18
19
20
21
22
23
24
25
26
27
28
29
30
31
32
33
34
35
36
37
38
39
40
41
42
43
44
45
46
47
48
49
50
51
52
53
54
55
56
57
58
59
60
61
62
63
64
65
66
67
68
69
70
71
72
73
74
75
76
77
78
79
80
81
82
83
84
85
86
87
88
89
90
91
92
93
94
95
96
97
98

ORGANIZATIONAL UNIT Classification	NUMBER OF POSITIONS			EXPENDITURES		
	Filled 1983-84	Authorized 1984-85	Proposed 1985-86	Actual 1983-84	Estimated 1984-85	Proposed 1985-86
				SALARY RANGE		
Student Affairs Assistant II- 12 Mo	-	1	1	1928-2320	27,730	27,834
Programmer I	-	1	1	1907-2294	22,887	23,971
Student Affairs Officer III - AY	1.8	1.9	1.9	1833-2204	47,483	48,202
Clerical Assistant IIIA	1	1	1	1378-1632	19,036	19,584
Temporary Help	0.1	-	-	(1,023)	-	-
Clerical Assistant IIA	1	1.8	1.8	1189-1401	30,269	30,269
Student Assistant	1	-	-	(9,157)	-	-
Testing:						
Student Affairs Officer V - AY	-	3	3	2915-3519	126,667	126,667
Administrator II- 12 Mo.	-	1	1	2083-4088	35,256	35,256
Student Affairs Assistant I - 12 Mo	1	1	1	1684-2019	24,224	24,224
Temporary Help	0.6	-	-	(8,946)	-	-
Clerical Assistant IIB	0.5	0.5	0.5	1253-1480	8,878	8,878
Clerical Assistant IIA	1.5	1.5	1.5	1189-1401	24,147	24,454
Student Assistant	2.2	-	-	(19,882)	-	-
Placement:						
Student Affairs Officer V - AY	1	1	1	2915-3519	34,976	36,663
Administrator III- 12 Mo.	2	2	2	2500-5450	89,304	89,304
Student Affairs Officer - 12 Mo.	1	1	1	2104-2534	30,398	30,398
Student Affairs Assistant II- 12 Mo	4	4	4	1928-2320	109,780	111,023
Superv Stdnt Affairs Asst II -12 Mo.	1	1	1	1928-2320	27,834	27,834
Student Affairs Assistant I - 12 Mo	2	2	2	1684-2019	46,267	47,099
Clerical Assistant IVA	1	1	1	1524-1814	18,955	19,773
Clerical Assistant IIIB	1	1	1	1401-1660	18,505	19,310
Clerical Assistant IIIA	1	1	1	1378-1632	19,584	19,584
Clerical Assistant IIA	2.8	2	2	1189-1401	31,883	32,518
Student Assistant	0.6	-	-	(5,395)	-	-
Financial Aid:						
Administrator III- 12 Mo.	2	1	1	2500-5450	44,652	44,652
Student Affairs Officer - 12 Mo.	1	1	1	2104-2534	25,257	26,448
Superv Stdnt Affairs Off III-12 Mo.	1	1	1	2104-2534	30,283	30,398
Assistant Administrative Analyst	0.4	-	-	2015-2425	-	-
Student Affairs Assistant II- 12 Mo	5	5	5	1928-2320	129,675	131,951
Student Affairs Assistant I - 12 Mo	1.9	2	2	1684-2019	43,033	43,936
Stud. Pers Tech, Financial Aid, Rg A	-	3.6	3.6	1593-1902	68,842	71,809
Clerical Assistant IVA	0.7	2	2	1524-1814	40,631	42,045
Secretary B	1	1	1	1401-1660	19,241	19,584
Clerical Assistant IIIA	5.2	7	7	1378-1632	122,212	127,467
Temporary Help	1.8	-	-	(26,172)	-	-
Clerical Assistant IIB	1	1	1	1253-1480	15,834	16,506
Clerical Assistant IIA	4.4	1.5	1.5	1189-1401	25,224	25,224
Student Assistant	2.6	0.4	0.4	(23,034)	3,982	3,982
Overtime	-	-	-	(5,126)	-	-
Student Support:						
Health Services:						
Physician II-10 Mo - Range A	1.3	2	2	4680-5664	108,368	109,512
Physician I-12 Mo - Range A	1	1	1	4462-5374	64,497	64,497
Physician I-10 Mo - Range A	3.2	5.5	5.5	4462-5374	275,100	281,705
Administrator IV- 12 Mo.	0.9	1	1	3333-6813	68,628	68,628
Pharmacist - 10 Month Range A	-	0.1	0.1	2578-3109	2,577	2,700
Pharmacist - 12 Month	1	2	2	2578-3109	68,244	69,719
Administrator III- 12 Mo.	-	-	-	2500-5450	-	-
Clinical Lab. Technologist IIA	1	1	1	2180-2626	31,517	31,517
Administrator II- 12 Mo.	1.5	1	1	2083-4088	29,232	29,232
Clinical Laboratory Technologist IA	2	2.4	2.4	2082-2392	67,410	67,886
Registered Nurse III-10 Month Rng A	1	1	1	2025-2437	24,365	24,365
Nurse Practitioner 10 Month Range A	3.9	4	4	2025-2437	97,458	97,458
Nurse Practitioner - 12 Month	1	1	1	2025-2437	29,238	29,238
Administrative Assistant I	-	-	-	2105-2425	-	-
Physical Therapist II	0.4	-	-	1925-2315	-	-
Health Educator	1	1	1	1925-2315	27,261	27,783
Health Services Assistant, Range A	1	1	1	1881-2263	24,754	25,929
Registered Nurse II-10 Month Rng A	1	1.5	1.5	1847-2221	31,436	31,869
Radiologic Technologist IIA	1	1	1	1805-2170	26,034	26,034
Registered Nurse I - 10 Month Rng A	0.4	0.5	0.5	1726-2072	10,360	10,360
Registered Nurse I - 12 Month	-	0.5	0.5	1726-2072	10,356	10,831
Medical Secretary, Range A	1	1	1	1563-1864	22,364	22,364
Clerical Assistant IIIB	-	0.2	0.2	1401-1660	3,309	3,449
Clerical Assistant IIIA	-	1	1	1378-1632	18,761	19,584
Temporary Help	2	2.1	2.1	(29,777)	34,739	34,739
Medical Transcriber, Range A	0.8	1	1	1339-1584	18,957	18,957
Administrator I- 12 Mo.	-	-	-	1250-2725	-	-
Laboratory Assistant IIA	1	1	1	1243-1467	17,613	17,613
Data Entry Operator, Range A	1	1	1	1203-1419	17,025	17,025
Clerical Assistant IIA	5	5	5	1189-1401	78,251	81,194
Clinical Aid IIA	2.9	3.8	3.8	1175-1384	59,529	60,619
Clinical Aid, Range A	1.1	1	1	1133-1333	14,381	14,974
Student Assistant	1.6	-	-	(14,088)	-	-
Housing Services:						
Administrator II- 12 Mo.	1	1	1	2083-4088	35,256	35,256
Temporary Help	0.7	-	-	(10,847)	-	-
Clerical Assistant IIA	1	1	1	1189-1401	14,564	15,171
Student Assistant	0.4	-	-	(3,694)	-	-

6610 CALIFORNIA STATE UNIVERSITY, SACRAMENTO—Continued

1
2
3
4
5
6
7
8
9
10
11
12
13
14
15
16
17
18
19
20
21
22
23
24
25
26
27
28
29
30
31
32
33
34
35
36
37
38
39
40
41
42
43
44
45
46
47
48
49
50
51
52
53
54
55
56
57
58
59
60
61
62
63
64
65
66
67
68
69
70
71
72
73
74
75
76
77
78
79
80
81
82
83
84
85
86
87
88
89
90
91
92
93
94
95
96
97
98

ORGANIZATIONAL UNIT Classification	NUMBER OF POSITIONS			EXPENDITURES		
	Filed 1983-84	Authorized 1984-85	Proposed 1985-86	Actual 1983-84	Estimated 1984-85	Proposed 1985-86
Disabled Students:				SALARY RANGE		
Administrator II- 12 Mo.	0.2	1	1	2083-4088	30,624	30,624
Student Affairs Assistant II- 12 Mo.	0.1	0.8	0.8	1928-2320	20,876	20,876
Student Affairs Asst II- 10 Mo Rn A	0.8	0.8	0.8	1928-2320	17,396	17,396
Student Affairs Officer III - AY	0.8	0.8	0.8	1833-2204	21,000	21,158
Student Affairs Asst I - 10 Mo Rn A	1	1	1	1684-2019	19,562	20,006
Temporary Help	2.3	2.5	2.5	(34,705)	41,355	41,355
Clerical Assistant IIB	1	1	1	1253-1480	17,756	17,756
Student Assistant	3.4	1	1	(29,820)	9,955	9,955
Totals, Student Service	146.7	152.7	152.7	\$3,218,436	\$3,979,781	\$4,038,155
Institutional Support:						
Executive Management:						
President	1	1	1	4884-7341	87,240	87,240
Administrator IV- 12 Mo.	5.5	6	6	3333-6813	320,196	320,196
Administrator III- 12 Mo.	2.5	2.5	2.5	2500-5450	105,652	105,652
Administrative Assistant II	2	2	2	2425-2924	61,949	64,924
Administrator II- 12 Mo.	2	1	1	2083-4088	27,500	27,500
Administrative Assistant I	-	1	1	2105-2425	24,180	25,329
Executive Secretary, Range A	1	1	1	1772-2130	25,564	25,564
Junior Staff Analyst	1	1	1	1681-2015	22,494	23,548
Administrative Secretary, Range A	2	2	2	1624-1943	45,578	46,636
Clerical Assistant IVA	0.5	0.5	0.5	1524-1814	10,882	10,882
Senior Secretary A	3	3	3	1524-1814	65,293	65,293
Clerical Assistant IIIB	1	1	1	1401-1660	18,102	18,889
Clerical Assistant IIIA	1	1	1	1378-1632	19,584	19,584
Temporary Help	2.3	0.5	0.5	(33,241)	8,271	8,271
Clerical Assistant IIB	0.5	0.5	0.5	1253-1480	7,677	8,000
Student Assistant	0.7	-	-	(6,306)	-	-
Overtime	-	-	-	(151)	-	-
Financial Operations:						
Associate Systems Analyst	1	1	1	2578-3109	34,503	36,165
Administrator III- 12 Mo.	0.5	1	1	2500-5450	43,932	43,932
Programmer II	-	1	1	2273-2739	27,274	28,580
Administrator II- 12 Mo.	1.6	2	2	2083-4088	61,776	62,776
Assistant Administrative Analyst	1	-	-	2015-2425	-	-
Assistant Budget Analyst	1	1	1	2015-2425	25,329	26,530
Programmer I	1	2	2	1907-2294	49,813	52,167
Payroll Personnel Trans Clerk IIIA	0.8	1	1	1733-2082	23,572	24,685
Staff Services Tech IA - Budget	0.8	1.5	1.5	1703-2044	30,689	32,058
Student Affairs Assistant I - 12 Mo	1	1	1	1684-2019	24,224	24,224
Junior Staff Analyst	1	-	-	1681-2015	-	-
Accounting Technician IIIA	3.2	4	4	1660-1988	85,682	88,520
Stud. Pers Tech, Financial Aid, Rg A	4	4	4	1593-1902	91,298	91,298
Supervising Account Clerk IA	1.7	2	2	1557-1855	44,273	44,521
Payroll Personnel Transact Clk IIA	3.8	5	5	1524-1814	104,889	106,959
Clerical Assistant IVA	2	2	2	1524-1814	38,786	40,518
Senior Data Control Tech., Range A	1	1	1	1486-1764	21,177	21,177
Senior Cashier Clerk, Range A	1	1	1	1419-1681	20,124	20,124
Senior Account Clerk, Range A	3.7	4	4	1419-1681	75,997	77,531
Accounting Technician IIA	2.8	3	3	1419-1681	57,246	57,971
Secretary A	0.9	1	1	1378-1632	18,569	19,378
Temporary Help	0.7	-	-	(10,971)	-	-
Data Control Technician, Range A	0.3	0.5	0.5	1322-1563	8,101	8,447
Payroll Personnel Transact Clk IA	0.5	-	-	1311-1550	-	-
Administrator I- 12 Mo.	2.5	2	2	1250-2725	49,164	49,164
Intermediate Account Clerk, Range A	2.9	3.1	3.1	1223-1443	47,675	49,684
Clerical Assistant IIA	3.5	3.5	3.5	1189-1401	55,545	57,353
Student Assistant	4.1	-	-	(36,383)	-	-
Overtime	-	-	-	(11,451)	-	-
General Administrative Services:						
Student Admissions And Records:						
Student Affairs Officer IV - 12 Mo	1	2	2	2655-3202	67,009	68,539
Administrator III- 12 Mo.	3	2	2	2500-5450	89,304	89,304
Programmer II	-	1	1	2273-2739	27,274	28,580
Student Affairs Officer - 12 Mo.	3	2	2	2104-2534	60,796	60,796
Administrator II- 12 Mo.	-	1	1	2083-4088	36,948	36,948
Student Affairs Assistant III	1	2	2	2066-2487	52,519	55,013
Superv Stdnt Affairs Asst III	3	4	4	2066-2487	119,342	119,342
Student Affairs Assistant II- 12 Mo	4.8	5	5	1928-2320	131,575	135,169
Programmer I	1	-	-	1907-2294	-	-
Student Affairs Assistant I - 12 Mo	1	1	1	1684-2019	24,224	24,224
Evaluation Technician I	10.9	14	14	1593-1902	306,589	309,473
Clerical Assistant IVA	1.7	2	2	1524-1814	41,675	42,563
Secretary B	1	1	1	1401-1660	19,910	19,910
Micrographics Technician, Range A	1.4	2	2	1401-1660	36,727	37,445
Clerical Assistant IIIA	7.3	8.8	8.8	1378-1632	161,434	164,313
Temporary Help	2.7	1	1	(40,310)	16,542	16,542
Data Control Technician, Range A	0.8	1	1	1322-1563	17,012	17,743
Administrator I- 12 Mo.	1	1	1	1250-2725	20,460	20,460
Clerical Assistant IIA	19.8	21.5	21.5	1189-1401	342,649	350,327
Student Assistant	3.9	-	-	(34,620)	-	-
Overtime	-	-	-	(9,308)	-	-

6610 CALIFORNIA STATE UNIVERSITY, SACRAMENTO—Continued

ORGANIZATIONAL UNIT	NUMBER OF POSITIONS			EXPENDITURES			
	Classification	Filled 1983-84	Authorized 1984-85	Proposed 1985-86	Actual 1983-84	Estimated 1984-85	Proposed 1985-86
Student Affirmative Action:							
Superv Stndt Affairs Off IV-12 Mo	1	-	-	2655-3202	-	-	-
Student Affairs Officer - 12 Mo.	-	1	1	2104-2534	30,398	30,398	30,398
Clerical Assistant IIIA	1	1	1	1378-1632	16,601	17,309	17,309
Temporary Help	2.8	-	-	(41,677)	-	-	-
Student Assistant	4.9	-	-	(43,498)	-	-	-
Employee Personnel And Records:							
Administrator III- 12 Mo.	0.2	1	1	2500-5450	39,756	39,756	39,756
Administrator II- 12 Mo.	2	4	4	2083-4088	134,904	134,904	134,904
Personnel Assistant	1	-	-	1681-2015	-	-	-
Clerical Assistant IVA	2	2	2	1524-1814	41,126	41,971	41,971
Senior Secretary A	0.8	1	1	1524-1814	21,764	21,764	21,764
Clerical Assistant IIIA	1	-	-	1378-1632	-	-	-
Temporary Help	0.2	-	-	(2,354)	-	-	-
Administrator I- 12 Mo.	1.5	2	2	1250-2725	45,546	45,546	45,546
Clerical Assistant IIA	1	1	1	1189-1401	15,119	15,756	15,756
Student Assistant	0.4	-	-	(3,522)	-	-	-
Overtime	-	-	-	(275)	-	-	-
Logistical Services:							
Support Operations:							
Lead Automotive Equipment Mechanic	1	1	1	2095-2298	27,575	27,575	27,575
Administrator II- 12 Mo.	2.3	1	1	2083-4088	38,220	38,220	38,220
Assistant Administrative Analyst	1	1	1	2015-2425	25,729	26,948	26,948
Automotive Mechanic	1	1	1	1955-2144	25,727	25,727	25,727
Programmer I	1	-	-	1907-2294	-	-	-
Procurement Assistant, Range A	1	1	1	1838-2210	26,029	26,530	26,530
Property Clerk IIA	0.8	1	1	1624-1943	19,995	20,887	20,887
Purchasing Agent, Range A	3	3	3	1550-1847	66,490	66,490	66,490
Shipping Receiving Assistant IA	-	-	-	1431-1696	-	-	-
Mail Services Supervisor IA	1	1	1	1431-1696	20,354	20,354	20,354
Storekeeper IA	0.7	1	1	1431-1696	20,354	20,354	20,354
Clerical Assistant IIIA	1.4	2	2	1378-1632	38,071	39,168	39,168
Reproduction Processes Asst, Range A	4	1	1	1378-1632	19,584	19,584	19,584
Warehouse Worker, Range A	1.3	2	2	1378-1632	39,163	39,163	39,163
Temporary Help	-	0.8	0.8	16536-YR.	13,233	13,233	13,233
Stock Clerk, Range A	1	-	-	1328-1570	-	-	-
Mail Clerk, Range A	4	4	4	1280-1511	72,539	72,539	72,539
Clerical Assistant IIB	1	2	2	1253-1480	34,666	35,390	35,390
Administrator I- 12 Mo.	5.3	4	4	1250-2725	95,664	95,664	95,664
Inventory Clerk, Range A	0.7	1	1	1233-1455	16,242	16,930	16,930
Clerical Assistant IIA	3.3	2.3	2.3	1189-1401	36,425	37,032	37,032
Student Assistant	2.3	0.3	0.3	(20,026)	2,987	2,987	2,987
Overtime	-	-	-	(957)	-	-	-
Public Safety:							
Administrator III- 12 Mo.	0.5	1	1	2500-5450	38,549	38,549	38,549
Supervising Public Safety Officer I	4	4	4	2194-2643	126,746	126,867	126,867
Public Safety Investigator	2	2	2	2095-2523	60,543	60,543	60,543
Administrator II- 12 Mo.	1	1	1	2083-4088	32,100	32,100	32,100
Public Safety Officer	6.5	7	7	2001-2408	188,550	192,800	192,800
Public Safety Dispatch, typing, rng A	3	2.8	2.8	1401-1660	51,158	52,481	52,481
Student Assistant	0.8	-	-	(7,013)	-	-	-
Overtime	-	-	-	(12,447)	-	-	-
Evening And Night Shift Differential	-	-	-	(4,645)	-	-	-
Physical Plant Operations:							
Maintenance Office Administration:							
Administrator III- 12 Mo.	1	1	1	2500-5450	38,940	38,940	38,940
Administrator II- 12 Mo.	1	1	1	2083-4088	33,924	33,924	33,924
Planner-estimator-scheduler	0.8	1	1	2015-2425	24,180	25,329	25,329
Temporary Help-Plant Operations	0.4	0.1	0.1	(6,792)	2,058	2,058	2,058
Drafting Technician IA	1	1	1	1646-1970	22,752	23,644	23,644
Senior Secretary A	0.9	1	1	1524-1814	18,955	19,773	19,773
Senior Account Clerk, Range A	0.9	1	1	1419-1681	17,662	18,424	18,424
Clerical Assistant IIB	0.9	1	1	1401-1660	17,355	18,102	18,102
Secretary A	-	-	-	1378-1632	-	-	-
Stock Clerk, Range A	1	1	1	1328-1570	18,840	18,840	18,840
Student Assistant	4.1	-	-	(36,054)	-	-	-
Utility Plants:							
Administrator II- 12 Mo.	1	1	1	2083-4088	30,708	30,708	30,708
Supervising Bldg. Service Engineer	1	1	1	2066-2374	28,486	28,486	28,486
Building Service Engineer	11.5	11	11	1964-2256	293,713	296,077	296,077
Overtime	-	-	-	(3,143)	-	-	-
Evening And Night Shift Differential	-	-	-	(1,393)	-	-	-
Building Maintenance:							
Supervising Electrician	1	1	1	2256-2476	29,713	29,713	29,713
Supervising Plumber	1	1	1	2256-2476	29,713	29,713	29,713
Supervising Carpenter	0.8	1	1	2154-2363	27,607	28,354	28,354
Supervising Painter	0.6	1	1	2154-2363	27,607	28,354	28,354
Materials Fabrication Specialist	1	1	1	2154-2363	28,354	28,354	28,354
Locksmith II	1	1	1	2154-2363	28,354	28,354	28,354
Administrator II- 12 Mo.	1	1	1	2083-4088	28,032	28,032	28,032
Electrician I	5	5	5	2057-2256	134,036	135,366	135,366
Plumber I	1.8	2	2	2057-2256	53,338	53,338	53,338
Maintenance Mechanic	-	1	1	2057-2256	24,684	25,846	25,846
Carpenter I	1.8	2	2	1964-2154	51,691	51,691	51,691
Painter I	3.5	4	4	1964-2154	99,211	101,446	101,446
Locksmith I	1	1	1	1964-2154	25,846	25,846	25,846

6610 CALIFORNIA STATE UNIVERSITY, SACRAMENTO—Continued

1
2
3
4
5
6
7
8
9
10
11
12
13
14
15
16
17
18
19
20
21
22
23
24
25
26
27
28
29
30
31
32
33
34
35
36
37
38
39
40
41
42
43
44
45
46
47
48
49
50
51
52
53
54
55
56
57
58
59
60
61
62
63
64
65
66
67
68
69
70
71
72
73
74
75
76
77
78
79
80
81
82
83
84
85
86
87
88
89
90
91
92
93
94
95
96
97
98

ORGANIZATIONAL UNIT

NUMBER OF POSITIONS

EXPENDITURES

Classification

Filled
1983-84

Authorized
1984-85

Proposed
1985-86

Actual
1983-84

Estimated
1984-85

Proposed
1985-86

SALARY RANGE

ORGANIZATIONAL UNIT	Filled 1983-84	Authorized 1984-85	Proposed 1985-86	Actual 1983-84	Estimated 1984-85	Proposed 1985-86
Building Service Engineer	1	2	2	1964-2256	52,822	54,044
Building Maintenance Worker	4.4	5.3	5.3	1715-1876	113,596	116,975
Temporary Help-Plant Operations	-	0.7	0.7	20580-YR.	14,407	14,407
Skilled Labor	-	0.1	0.1	1678-1834	2,013	2,103
Overtime	-	-	-	(6,941)	-	-
Grounds Maintenance:						
Administrator II- 12 Mo.	1.5	1	1	2083-4088	24,996	24,996
Automotive Mechanic	1	1	1	1955-2144	25,727	25,727
Temporary Help-Plant Operations	-	0.2	0.2	20580- YR.	4,116	4,116
Automotive Equipment Operator IA	3	3	3	1667-1822	65,567	65,567
Lead Groundswoker, Range A	1.9	2	2	1610-1925	46,192	46,192
Tree Trimmer IIA	1	1	1	1610-1925	20,997	21,982
Irrigation Specialist	0.8	1	1	1543-1838	18,659	19,464
Pest Control-spray Spec., Range A	1	1	1	1543-1838	22,065	22,065
Gardener, Range A	1	1	1	1543-1838	20,172	21,072
Groundswoker, Range A	10	11.4	11.4	1419-1610	211,475	215,589
Administrator I- 12 Mo.	0.5	1	1	1250-2725	20,424	20,424
Clerical Assistant IIA	0.2	0.5	0.5	1189-1401	7,703	7,703
Student Assistant	-	2	2	3.35-6.33	19,910	19,910
Overtime	-	-	-	(394)	-	-
Custodial Services:						
Drafting Technician IIA	1	1	1	1970-2370	26,645	27,910
Temporary Help-Plant Operations	0.1	1.6	1.6	(1,095)	32,926	32,926
Laborer, Range A	3	3	3	1419-1543	55,579	55,579
WINdow Cleaner, Range A	1	1	1	1390-1646	19,398	19,741
Stock Clerk, Range A	-	1	1	1328-1570	18,840	18,840
Lead Custodian, Range A	6	6	6	1295-1531	110,219	110,219
Administrator I- 12 Mo.	7.3	7	7	1250-2725	139,020	139,020
Custodian, Range A	62.4	67.9	67.9	1203-1419	1,138,654	1,145,049
Clerical Assistant IIA	1.5	1.5	1.5	1189-1401	24,519	24,519
Overtime	-	-	-	(2,111)	-	-
Evening And Night Shift Differential	-	-	-	(3,292)	-	-
Faculty And Staff Services:						
Overtime	-	-	-	-	64,884	64,884
Management Comp. Adjustment -New	-	-	-	-	-	117,036
Management Comp. Adjust -Continuing	-	-	-	-	429,501	430,632
Evening And Night Shift Differential	-	-	-	-	18,805	18,805
Non-Faculty Reclass - New	-	-	-	-	-	58,505
Non-Faculty Reclass - Continuing	-	-	-	-	60,143	138,329
Management Reclass- New	-	-	-	-	-	13,910
Management Reclass- Continuing	-	-	-	-	9,466	21,772
Community Relations:						
Student Affairs Officer V - 12 Mo	1	-	-	3357-4056	-	-
Administrator IV- 12 Mo.	0.5	0.7	0.7	3333-6813	34,390	34,390
Student Affairs Officer IV - 12 Mo	-	1	1	2655-3202	38,429	38,429
Administrator III- 12 Mo.	-	-	-	2500-5450	-	-
Clerical Assistant IIIA	0.5	1	1	1378-1632	18,569	19,378
Student Assistant	0.3	-	-	(2,414)	-	-
Totals, Institutional Support	373.2	375.1	375.1	\$7,370,891	\$9,009,288	\$9,393,601
Independent Operations:						
Institutional Operations:						
Administrator III- 12 Mo.	1	2	2	2500-5450	82,762	82,762
Student Affairs Officer - 12 Mo.	1	1	1	2104-2534	28,144	29,482
Superv Stdnt Affairs Off III-12 Mo.	0.9	1	1	2104-2534	30,398	30,398
Administrator II- 12 Mo.	1	-	-	2083-4088	-	-
Maintenance Mechanic	1	1	1	2057-2256	26,459	27,073
Accountant I	-	1	1	2015-2425	29,102	29,102
Student Affairs Assistant II- 12 Mo	0.3	-	-	1928-2320	-	-
Student Affairs Asst I - 10 Mo Rn A	0.6	1	1	1684-2019	20,187	20,187
Student Affairs Trainee	0.1	-	-	1546-1684	-	-
Senior Cashier Clerk, Range A	0.6	4	4	1419-1681	69,943	72,939
Secretary B	1	1	1	1401-1660	19,910	19,910
Clerical Assistant IIIA	1.8	2	2	1378-1632	36,655	37,389
Reproduction Processes Asst, Range A	1	1	1	1378-1632	19,584	19,584
Temporary Help	14.4	3.9	3.9	(212,769)	64,514	64,514
Data Control Technician, Range A	-	0.5	0.5	1322-1563	8,101	8,447
Payroll Personnel Transact Clk IA	0.5	1	1	1311-1550	16,039	16,716
Lead Custodian, Range A	1	1	1	1295-1531	18,370	18,370
Duplicating Machine Oper IIA-Offset	0.7	1	1	1280-1511	16,007	16,673
Clerical Assistant IIB	-	1	1	1253-1480	15,354	16,000
Administrator I- 12 Mo.	0.6	1	1	1250-2725	22,224	22,224
Intermediate Account Clerk, Range A	1.9	3	3	1223-1443	44,947	46,822
Custodian, Range A	4	4	4	1203-1419	68,100	68,100
Clerical Assistant IIA	2.3	4.5	4.5	1189-1401	66,994	69,808
Student Assistant	24.5	-	-	(217,634)	-	-
Overtime	-	-	-	(6,278)	-	-
Management Comp. Adjust -Continuing	-	-	-	-	9,648	9,648
Evening And Night Shift Differential	-	-	-	(2,305)	-	-
Totals, Independent Operations ..	60.2	35.9	35.9	\$834,051	\$713,442	\$726,148
Totals, General Fund	2118	2007.7	2007.7	\$50,745,000	\$58,932,744	\$60,727,101

6610 CALIFORNIA STATE UNIVERSITY, SACRAMENTO—Continued

ORGANIZATIONAL UNIT	NUMBER OF POSITIONS			EXPENDITURES		
	Filed 1983-84	Authorized 1984-85	Proposed 1985-86	Actual 1983-84	Estimated 1984-85	Proposed 1985-86
Dormitory Revenue Fund- Housing:						
Student Service:						
Student Support:						
				SALARY RANGE		
Student Affairs Officer IV - 12 Mo	-	1	1	2655-3202	31,850	33,380
Student Affairs Assistant II- 12 Mo	0.9	2	2	1928-2320	50,973	52,058
Student Affairs Assistant I - 12 Mo	0.6	-	-	1684-2019	-	-
Temporary Help	0.2	1.6	1.6	(3,158)	26,467	26,467
Head Resident IA	1	1	1	1367-1617	16,398	17,103
Clerical Assistant IIA	0.6	1	1	1189-1401	14,564	15,171
Student Assistant	2.8	-	-	(25,252)	-	-
Resident Assistant	20.1	38	38	(58,075)	99,077	99,077
Totals, Student Service	26.2	44.6	44.6	\$143,120	\$239,329	\$243,256
Institutional Support:						
Financial Operations:						
Senior Cashier Clerk, Range A	1	2	2	1419-1681	36,559	37,847
Data Control Technician, Range A	-	0.5	0.5	1322-1563	8,101	8,447
Intermediate Account Clerk, Range A	1	1	1	1223-1443	17,280	17,280
Logistical Services:						
Clerical Assistant IIIB	-	1	1	1401-1660	16,816	17,534
Clerical Assistant IIIA	1	1	1	1378-1632	19,584	19,584
Temporary Help	-	1	1	16536- YR.	16,542	16,542
Administrator I- 12 Mo.	0.8	1	1	1250-2725	26,748	26,748
Student Assistant	-	2.5	2.5	3.35-6.33	24,888	24,888
Physical Plant Operations:						
Maintenance Mechanic	2	3	3	2057-2256	78,217	79,992
Building Service Engineer	1	1	1	1964-2256	27,073	27,073
Building Maintenance Worker	-	1	1	1715-1876	20,579	21,503
Temporary Help-Plant Operations	0.1	1.4	1.4	(1,659)	28,810	28,810
Lead Groundworker, Range A	-	1	1	1610-1925	19,323	20,172
Groundworker, Range A	1	3.5	3.5	1419-1610	61,885	63,713
Lead Custodian, Range A	1	1	1	1295-1531	18,370	18,370
Custodian, Range A	9.7	11	11	1203-1419	175,831	179,631
Student Assistant	3.3	1	1	(29,253)	9,955	9,955
Overtime	-	-	-	(70)	-	-
Faculty And Staff Services:						
Management Comp. Adjust -Continuing	-	-	-	-	2,458	2,458
Totals, Institutional Support	21.9	33.9	33.9	\$345,687	\$609,019	\$620,547
Totals, Dormitory Revenue Fund- Housing	48.1	78.5	78.5	\$488,807	\$848,348	\$863,803
Dormitory Revenue Fund- Parking:						
Institutional Support:						
Financial Operations:						
Senior Cashier Clerk, Range A	2	2	2	1419-1681	39,403	40,248
Data Control Technician, Range A	0.3	0.5	0.5	1322-1563	7,932	8,271
Overtime	-	-	-	(288)	-	-
Logistical Services:						
Administrator III- 12 Mo.	0.5	0.5	0.5	2500-5450	19,494	19,494
Clerical Assistant IVA	1	1	1	1524-1814	19,636	20,502
Parking Officer, Range A	6.9	7	7	1425-1688	138,742	139,476
Public Safety Dispatch, typing, rng A	1	1	1	1401-1660	17,534	18,291
Administrator I- 12 Mo.	1	1	1	1250-2725	26,748	26,748
Student Assistant	0.8	-	-	(7,184)	-	-
Overtime	-	-	-	(1,737)	749	749
Evening And Night Shift Differential	-	-	-	(652)	-	-
Physical Plant Operations:						
Temporary Help-Plant Operations	-	0.7	0.7	20580- YR.	14,406	14,406
Groundworker, Range A	1	1	1	1419-1610	19,323	19,323
Student Assistant	0.6	0.8	0.8	(4,952)	7,964	7,964
Faculty And Staff Services:						
Management Comp. Adjust -Continuing	-	-	-	-	4,249	4,249
Totals, Institutional Support	15.1	15.5	15.5	\$272,346	\$316,180	\$319,721
Independent Operations:						
Campus Innovation:						
Student Assistant	2.4	-	-	(21,772)	-	-
Totals, Independent Operations ..	2.4	-	-	\$21,772	-	-
Totals, Dormitory Revenue Fund- Parking	17.5	15.5	15.5	\$294,118	\$316,180	\$319,721
Continuing Education Revenue Fund:						
Instruction:						
Special Session Instruction:						
Temporary Help	1.5	-	-	(22,660)	-	-
Student Assistant	-	1	1	3.35-6.33	9,955	9,955
Summer Session Faculty	40.8	37.1	37.1	(703,288)	715,950	715,950
Extension Instruction:						
Temporary Help	-	1	1	16536- YR.	16,542	16,542
Exceptional Merit Service Awards	-	-	-	-	-	-
Extension Faculty	17.2	11	11	(233,394)	157,631	172,604
Totals, Instruction	59.5	50.1	50.1	\$959,342	\$900,078	\$915,051

6610 CALIFORNIA STATE UNIVERSITY, SACRAMENTO—Continued

ORGANIZATIONAL UNIT Classification	NUMBER OF POSITIONS			EXPENDITURES		
	Filled 1983-84	Authorized 1984-85	Proposed 1985-86	Actual 1983-84	Estimated 1984-85	Proposed 1985-86
Academic Support:						
Libraries:				SALARY RANGE		
Student Assistant	0.7	-	-	(6,119)		
Computing Support:						
Temporary Help	0.5	0.4	0.4	(7,027)	6,617	6,617
Totals, Academic Support	1.2	0.4	0.4	\$13,146	\$6,617	\$6,617
Institutional Support:						
Executive Management:						
Administrator IV- 12 Mo.	0.6	0.5	0.5	3333-6813	25,476	25,476
Administrator III- 12 Mo.	-	-	-	2500-5450	-	-
Extended Education Specialist- IIA	1	1	1	2430-2930	31,402	32,907
Extended Education Specialist- IA	1	-	-	2019-2430	-	-
Clerical Assistant IVA	1	2	2	1524-1814	40,056	40,852
Clerical Assistant IIIA	-	1	1	1378-1632	16,542	17,247
Temporary Help	1.1	2.6	2.6	(16,107)	43,009	43,009
Clerical Assistant IIA	3	2	2	1189-1401	31,478	32,092
Student Assistant	3.8	0.5	0.5	(34,810)	4,978	4,978
Faculty And Staff Services:						
Management Comp. Adjust -Continuing	-	-	-	-	2,341	2,341
Totals, Institutional Support	11.5	9.6	9.6	\$184,804	\$195,282	\$198,902
Totals, Continuing Education						
Revenue Fund	72.2	60.1	60.1	\$1,157,292	\$1,101,977	\$1,120,570
Totals, California State University, Sacramento	2255.8	2161.8	2161.8	\$52,685,217	\$61,199,249	\$63,031,195

6610 CALIFORNIA STATE COLLEGE, SAN BERNARDINO ¹

General Fund:						
Instruction:						
Regular Instruction:						
Instructional Support:				SALARY RANGE		
Associate Dean,grad Studies-12 Mo	0.5	-	-	\$1619-4085		
Depart. Chair-Assoc. Dean - 12 Mo.	3.5	5.2	5.2	1619-4085	\$202,090	\$207,171
Administrator IV- 12 Mo.	6	6	6	3333-6813	298,944	298,944
Depart. Chair-Assoc. Dean - AY	-	2.8	2.8	1426-3544	56,286	70,685
Division Chairman-AY	-	1.8	1.8	1426-3544	36,184	45,440
Coordinator-Teacher Education-AY	-	1.5	1.5	1426-3544	30,154	37,868
Administrator III- 12 Mo.	2.3	3.5	3.5	2500-5450	153,546	153,546
Administrator III- A.Y.	0.3	0.5	0.5	2500-5450	13,944	13,944
Senior Vocational Instructor - AY	-	0.5	0.5	2325-2802	10,051	12,623
Equip.Tech.Electro-Mechanical III	1	1	1	2160-2602	31,217	31,217
Administrator II- 12 Mo.	0.7	-	-	2083-4088	-	-
Instructional Support Tech. IIA	2	2.5	2.5	1970-2370	64,471	66,168
Stage Technician IIA	1	1	1	1970-2370	28,449	28,449
Piano Technician IIA	0.5	0.5	0.5	1970-2370	14,225	14,225
Equip.Tech.Electro-Mechanical IIA	1	1	1	1970-2370	28,449	28,449
Equipment Technician,electronic IIA	1.5	2	2	1970-2370	52,078	53,866
Student Affairs Assistant II- 12 Mo	2	2	2	1928-2320	55,668	55,668
Instructional Support Tech. IA	1	1	1	1797-2160	25,929	25,929
Costume Technician IIA	1	1	1	1797-2160	23,466	24,569
Credential Analyst	1	1	1	1737-2086	25,022	25,022
Administrative Aid, Range A	6.9	7	7	1733-2082	172,045	173,086
Junior Staff Analyst	0.8	1	1	1681-2015	21,817	22,838
Instructional Support Asst. IIIA	1	1	1	1646-1970	23,644	23,644
Equipment Maintenance Assistant IA	0.4	0.5	0.5	1646-1970	10,308	10,784
Slide Curator IA	0.5	0.5	0.5	1624-1943	11,659	11,659
Evaluation Technician I	0.2	1	1	1593-1902	20,688	21,643
Clerical Assistant IVA	1	1	1	1524-1814	21,764	21,764
Senior Secretary A	3	3	3	1524-1814	64,890	65,293
Athletic Equipment Attendant IIA	1.4	1.6	1.6	1449-1718	31,049	31,497
Instructional Support Asst. IIA	-	5.7	5.7	1449-1718	89,271	102,948
Depart Secretary IIA, Stenography	4.8	5	5	1401-1660	97,056	97,807
Clerical Assistant IIIB	0.8	2	2	1401-1660	36,727	37,445
Secretary B	2.4	3	3	1401-1660	55,112	56,633
Depart Secretary IIA, Dictating	2.8	4	4	1378-1632	72,957	74,406
Clerical Assistant IIIA	2.7	3.5	3.5	1378-1632	61,425	64,064
Secretary A	2	2	2	1378-1632	34,223	35,687
Temporary Help	4.6	-	-	(68,457)	-	-
Depart Secretary IA, Stenography	1.3	4	4	1301-1537	72,843	73,600
Depart Secretary IA, Dictating	1.8	2.5	2.5	1301-1537	43,202	44,253
Depart Secretary IA	0.5	0.5	0.5	1280-1511	7,840	8,170
Clerical Assistant IIB	1.7	1.2	1.2	1253-1480	18,849	19,648
Clerical Assistant IIA	5.1	11.4	11.4	1189-1401	164,238	175,992
Student Assistant	5.7	1	1	(50,793)	9,955	9,955
Overtime	-	-	-	(672)	-	-
Instructional Faculty:						
Lecturer - AY - D	1.8	2	2	2936-3544	82,230	84,734

¹The Salary Range and amounts shown in 1984-85 and 1985-86 for the California State University do reflect the 1984-85 fiscal year salary increase adjustment.

6610 CALIFORNIA STATE COLLEGE, SAN BERNARDINO—Continued

ORGANIZATIONAL UNIT	NUMBER OF POSITIONS			EXPENDITURES		
	Filled 1983-84	Authorized 1984-85	Proposed 1985-86	Actual 1983-84	Estimated 1984-85	Proposed 1985-86
				SALARY RANGE		
Professor - AY	77.9	81	81	2936-3544	3,292,309	3,374,984
Part Time Faculty-AY	29.3	-	-	(629,557)	-	-
Lecturer - AY - C	2.5	3	3	2325-2802	96,647	100,351
Associate Professor-AY	40.9	42	42	2325-2802	1,346,365	1,382,421
Sabbatical Leave Replacement	3.4	3.5	3.5	(73,596)	84,429	85,008
Sabbatical Leave Difference In Pay	2	-	-	(43,810)	-	-
Faculty Development Leaves	0.4	-	-	(8,495)	-	-
Lecturer - AY - B	25.7	28.4	28.4	1847-2220	721,375	745,509
Assistant Professor-AY	50.3	93.5	93.5	1847-2220	2,171,062	2,422,463
Lecturer - AY - A	1.9	2	2	1689-2024	45,002	46,285
Graduate Assistant	15.2	-	-	(68,247)	-	-
Faculty Promotions - New	-	-	-	-	-	23,183
Faculty Promotions - Continuing	-	-	-	-	22,046	51,053
Market Condition Salary Supplements	-	-	-	-	2,500	-
Exceptional Merit Service Awards	-	-	-	(16,500)	-	-
Institutionally Related Activities:						
Temporary Help	-	-	-	(558)	-	-
Totals, Instruction	328	352.6	352.6	\$8,317,944	\$10,155,700	\$10,692,590
Academic Support:						
Libraries:						
Supervising Librarian-12mo	2	2	2	2709-3268	77,900	78,434
Administrator III- 12 Mo.	2	2	2	2500-5450	93,096	93,096
Superv Assoc. Librarian-12 Month	1	2	2	2467-2974	70,899	71,386
Senior Assistant Librarian-12 Month	-	2.6	2.6	1914-2646	80,089	82,574
Library Assistant IIIA	5	6	6	1696-2034	139,053	140,940
Assistant Librarian-12 Month	2.9	2	2	1652-2270	44,994	47,414
Library Assistant IIA	5	5	5	1557-1855	110,586	110,749
Clerical Assistant IVA	0.9	1	1	1524-1814	18,889	19,705
Senior Secretary A	1	1	1	1524-1814	21,764	21,764
Library Assistant IA	4.9	-	-	1378-1632	-	-
Temporary Help	1.3	5	5	(19,081)	82,710	82,710
Stock Clerk, Range A	1	1	1	1328-1570	18,840	18,840
Clerical Assistant IIA	0.3	0.5	0.5	1189-1401	7,282	7,586
Student Assistant	4	5.3	5.3	(35,585)	52,763	52,763
Audio-Visual Services:						
Administrator III- 12 Mo.	1	1	1	2500-5450	44,652	44,652
Equipment Tech.Electronic III	1	1	1	2160-2602	28,449	28,449
Graphic Artist II	0.3	1	1	2053-2472	24,637	25,799
Photographer I	1	1	1	1789-2150	24,452	25,605
Instructional Support Asst. IIA	1	1	1	1449-1718	20,615	20,615
Temporary Help	-	2.1	2.1	16536- YR.	34,738	34,738
Clerical Assistant IIA	-	0.1	0.1	1189-1401	1,457	1,517
Student Assistant	1.7	0.6	0.6	(14,797)	5,973	5,973
Television Services:						
Equipment Tech.Electronic III	1	1	1	2160-2602	31,217	31,217
Student Assistant	-	0.5	0.5	3.35-6.33	4,978	4,978
Computing Support:						
Instruct. Computing Consultant III	1	1	1	2739-3305	39,664	39,664
Administrator III- 12 Mo.	1	1	1	2500-5450	48,048	48,048
Programmer II	3.1	3	3	2273-2739	96,765	98,250
Assist Systems Software Specialist	0.2	-	-	2140-2578	-	-
Equipment Technician,electronic IIA	0.5	0.5	0.5	1970-2370	14,225	14,225
Programmer I	0.9	1	1	1907-2294	23,158	24,252
Instruct. Computing Consultant I	1	1	1	1907-2294	27,117	27,535
Senior Data Control Tech., Range A	1	1	1	1486-1764	21,177	21,177
Computer Operator, Range A	0.8	1	1	1419-1681	18,398	19,190
Temporary Help	0.2	-	-	(3,039)	-	-
Administrator I- 12 Mo.	1	1	1	1250-2725	21,228	21,228
Data Entry Operator, Range A	1.4	2	2	1203-1419	31,915	32,536
Clerical Assistant IIA	0.4	1	1	1189-1401	15,024	15,654
Student Assistant	0.9	-	-	(7,769)	-	-
Overtime	-	-	-	(646)	-	-
Evening And Night Shift Differential	-	-	-	(274)	-	-
Ancillary Support:						
Student Writing Skills:						
Graduate Assistant	4	-	-	(18,090)	-	-
Totals, Academic Support	55.7	58.2	58.2	\$1,168,980	\$1,396,752	\$1,413,263
Student Service:						
Social And Cultural Development:						
Student Affairs Officer V - 12 Mo	-	1	1	3357-4056	40,273	42,222
Superv Stndt Affairs Off III-12 Mo.	1	-	-	2104-2534	-	-
Student Affairs Assistant II- 12 Mo	1	2.1	2.1	1928-2320	53,287	54,480
Student Affairs Assistant I - 12 Mo	1	-	-	1684-2019	-	-
Clerical Assistant IIIA	1.1	1	1	1378-1632	16,542	17,247
Temporary Help	0.4	-	-	(5,934)	-	-
Clerical Assistant IIB	0.4	1	1	1253-1480	17,208	17,756
Student Assistant	4.2	-	-	(37,022)	-	-
Supplementary Educational Serv.-Eop:						
Superv Stndt Affairs Off IV-12 Mo	1	1	1	2655-3202	38,429	38,429
Administrator III- 12 Mo.	1	1	1	2500-5450	44,652	44,652
Student Affairs Officer - 12 Mo.	-	0.5	0.5	2104-2534	12,629	13,224
Student Affairs Assistant II- 12 Mo	-	1	1	1928-2320	23,139	24,224

6610 CALIFORNIA STATE COLLEGE, SAN BERNARDINO—Continued

ORGANIZATIONAL UNIT Classification	NUMBER OF POSITIONS			EXPENDITURES		
	Filled 1983-84	Authorized 1984-85	Proposed 1985-86	Actual 1983-84	Estimated 1984-85	Proposed 1985-86
				SALARY RANGE		
Student Affairs Assistant I - 12 Mo	0.9	1.4	1.4	1684-2019	32,036	32,668
Clerical Assistant IIIA	1	1	1	1378-1632	19,584	19,584
Temporary Help	3.9	1	1	(57,648)	16,542	16,542
Clerical Assistant IIA	0.5	1.2	1.2	1189-1401	17,770	18,519
Student Assistant	2.6	0.6	0.6	(22,988)	5,973	5,973
Counseling And Career Guidance:						
Counseling:						
Administrator III- 12 Mo.	0.8	1	1	2500-5450	44,652	44,652
Student Affairs Officer IV - AY	1	1	1	2309-2782	33,380	33,380
Student Affairs Officer - 12 Mo.	1	1	1	2104-2534	30,398	30,398
Student Affairs Officer III - AY	1	1	1	1833-2204	26,448	26,448
Clerical Assistant IIIB	1	1	1	1401-1660	19,910	19,910
Temporary Help	1.8	2.4	2.4	(26,761)	39,701	39,701
Clerical Assistant IIA	-	0.3	0.3	1189-1401	4,369	4,551
Testing:						
Student Affairs Officer V - 12 Mo	1	1	1	3357-4056	48,671	48,671
Clerical Assistant IIIA	0.3	1	1	1378-1632	18,967	19,584
Clerical Assistant IIA	-	0.2	0.2	1189-1401	2,913	3,034
Placement:						
Superv Stndt Affairs Off IV-12 Mo	1	1	1	2655-3202	38,135	38,429
Student Affairs Assistant II- 12 Mo	1.1	2	2	1928-2320	48,915	51,221
Student Affairs Assistant I - 12 Mo	0.7	-	-	1684-2019	-	-
Secretary A	-	1	1	1378-1632	16,542	17,247
Temporary Help	-	0.4	0.4	16536- YR.	6,617	6,617
Clerical Assistant IIA	2	1	1	1189-1401	15,328	15,974
Financial Aid:						
Administrator III- 12 Mo.	1	1	1	2500-5450	44,652	44,652
Administrator II- 12 Mo.	1	1	1	2083-4088	35,256	35,256
Student Affairs Assistant II- 12 Mo	1	1	1	1928-2320	27,834	27,834
Student Affairs Assistant I - 12 Mo	-	1.2	1.2	1684-2019	24,250	25,334
Stud. Pers Tech, Financial Aid, Rg A	2	3	3	1593-1902	62,583	64,532
Temporary Help	0.4	-	-	(6,619)	-	-
Power Keyboard Operator, Range A	0.9	1	1	1350-1597	16,712	17,430
Clerical Assistant IIA	-	0.3	0.3	1189-1401	4,369	4,551
Student Assistant	0.5	0.5	0.5	(4,363)	4,978	4,978
Student Support:						
Health Services:						
Physician I-12 Mo - Range A	-	1	1	4462-5374	53,550	56,152
Physician I-10 Mo - Range A	0.5	-	-	4462-5374	-	-
Administrator IV- 12 Mo.	1	1	1	3333-6813	62,364	62,364
Pharmacist - 12 Month	0.9	1	1	2578-3109	35,734	37,314
Clinical Lab. Technologist IIA	-	1	1	2180-2626	26,164	27,405
Nurse Practitioner - 12 Month	0.9	1	1	2025-2437	29,238	29,238
Registered Nurse I - 10 Month Rng A	0.6	1.5	1.5	1726-2072	27,620	28,411
Registered Nurse I - 12 Month	0.3	1	1	1726-2072	20,713	21,661
Medical Secretary, Range A	1	1	1	1563-1864	22,364	22,364
Temporary Help	0.8	2.2	2.2	(11,120)	36,393	36,393
Clerical Assistant IIB	1	1	1	1253-1480	17,756	17,756
Clerical Assistant IIA	-	0.2	0.2	1189-1401	2,913	3,034
Clinical Aid, Range A	-	0.3	0.3	1133-1333	4,160	4,329
Student Assistant	0.2	0.3	0.3	(2,022)	2,987	2,987
Housing Services:						
Superv Stndt Affairs Off IV-12 Mo	1	1	1	2655-3202	36,663	38,429
Clerical Assistant IIB	0.9	1	1	1253-1480	17,756	17,756
Disabled Students:						
Student Affairs Officer IV - 12 Mo	1	1	1	2655-3202	36,382	38,135
Temporary Help	2.3	1.4	1.4	(34,146)	23,159	23,159
Clerical Assistant IIB	1	1	1	1253-1480	17,756	17,756
Student Assistant	1	1.1	1.1	(8,478)	10,951	10,951
Totals, Student Service	53.9	57.1	57.1	\$1,156,439	\$1,438,267	\$1,465,498
Institutional Support:						
Executive Management:						
President	1	1	1	4884-7341	83,544	83,544
Administrator IV- 12 Mo.	3.8	4	4	3333-6813	205,192	205,192
Administrator III- 12 Mo.	1.7	1.5	1.5	2500-5450	69,762	69,762
Administrative Assistant II	-	1	1	2425-2924	29,102	30,499
Staff Services Tech IA - Budget	1	1	1	1703-2044	24,511	24,511
Junior Staff Analyst	0.7	0.7	0.7	1681-2015	14,120	14,751
Administrative Secretary, Range A	2.9	3	3	1624-1943	67,066	67,987
Public Affairs Assistant I	0.3	1	1	1610-1925	19,889	20,772
Senior Secretary A	2	2	2	1524-1814	43,529	43,529
Secretary B	1	1	1	1401-1660	19,910	19,910
Clerical Assistant IIIA	1.3	1.5	1.5	1378-1632	28,644	29,033
Temporary Help	1.4	1	1	(21,237)	16,542	16,542
Administrator I- 12 Mo.	1	1	1	1250-2725	26,748	26,748
Clerical Assistant IIA	-	0.1	0.1	1189-1401	1,457	1,517
Student Assistant	0.4	-	-	(3,739)	-	-
Financial Operations:						
Administrator II- 12 Mo.	1	1	1	2083-4088	36,000	36,000
Staff Services Tech IA - Budget	1	1	1	1703-2044	22,888	23,961
Accounting Technician IIIA	1.3	2	2	1660-1988	44,974	45,957
Payroll Personnel Transact Clk IIA	1	1	1	1524-1814	21,761	21,761
Senior Cashier Clerk, Range A	1	1	1	1419-1681	18,751	19,561

6610 CALIFORNIA STATE COLLEGE, SAN BERNARDINO—Continued

ORGANIZATIONAL UNIT Classification	NUMBER OF POSITIONS			EXPENDITURES		
	Filed 1983-84	Authorized 1984-85	Proposed 1985-86	Actual 1983-84	Estimated 1984-85	Proposed 1985-86
				SALARY RANGE		
Senior Account Clerk, Range A	4.3	4.4	4.4	1419-1681	86,319	87,444
Clerical Assistant IIIB	1	1	1	1401-1660	19,156	19,910
Clerical Assistant IIIA	-	0.3	0.3	1378-1632	4,962	5,175
Temporary Help	1.5	-	-	(22,028)	-	-
Bookkeeping Machine Operator IIA	0.4	1	1	1253-1480	15,563	16,222
Administrator I- 12 Mo.	2	2	2	1250-2725	49,812	49,812
Intermediate Account Clerk, Range A	3.3	3.9	3.9	1223-1443	63,126	65,052
Data Entry Operator, Range A	0.2	0.5	0.5	1203-1419	8,513	8,513
General Administrative Services:						
Student Admissions And Records:						
Student Affairs Assistant IV	2	2	2	2510-3027	72,646	72,646
Administrator III- 12 Mo.	1	1	1	2500-5450	44,652	44,652
Assistant Systems Analyst	1	1	1	2140-2578	27,647	28,959
Student Affairs Assistant II- 12 Mo	0.5	-	-	1928-2320	-	-
Student Affairs Assistant I - 12 Mo	0.5	1.5	1.5	1684-2019	34,328	34,780
Evaluation Technician I	3.2	6	6	1593-1902	122,622	125,956
Clerical Assistant IIIB	1	1	1	1401-1660	19,910	19,910
Secretary B	1	1	1	1401-1660	18,102	18,889
Clerical Assistant IIIA	4.3	4	4	1378-1632	74,408	76,362
Temporary Help	1.7	1.9	1.9	(25,633)	31,429	31,429
Administrator I- 12 Mo.	1	1	1	1250-2725	22,956	22,956
Clerical Assistant IIA	3.8	4.2	4.2	1189-1401	66,437	67,812
Student Assistant	4.2	-	-	(37,007)	-	-
Student Affirmative Action:						
Student Affairs Officer - 12 Mo.	1	1	1	2104-2534	30,398	30,398
Temporary Help	0.9	1	1	(13,518)	16,542	16,542
Student Assistant	2	-	-	(18,093)	-	-
Employee Personnel And Records:						
Administrator II- 12 Mo.	1	1	1	2083-4088	27,500	27,500
Junior Staff Analyst	0.9	1	1	1681-2015	20,922	21,899
Clerical Assistant IIIA	0.9	1	1	1378-1632	16,777	17,495
Temporary Help	1.8	-	-	(26,802)	-	-
Administrator I- 12 Mo.	2.4	3	3	1250-2725	64,458	64,458
Intermediate Account Clerk, Range A	-	0.8	0.8	1223-1443	11,977	12,471
Clerical Assistant IIA	0.9	1	1	1189-1401	14,711	15,328
Student Assistant	0.2	-	-	(1,600)	-	-
Logistical Services:						
Support Operations:						
Administrator II- 12 Mo.	1	1	1	2083-4088	35,292	35,292
Procurement Assistant, Range A	0.4	1	1	1838-2210	22,494	23,548
Property Clerk IIA	0.8	1	1	1624-1943	23,318	23,318
Purchasing Agent, Range A	1.4	2	2	1550-1847	41,384	42,823
Senior Account Clerk, Range A	-	0.4	0.4	1419-1681	6,800	7,089
Clerical Assistant IIIA	1.9	0.4	0.4	1378-1632	6,900	7,133
Reproduction Processes Asst, Range A	-	1	1	1378-1632	16,542	17,247
Temporary Help	-	1.4	1.4	16536- Y.R.	23,159	23,159
Supervising Telephone Oper., range A	1	1	1	1344-1590	19,088	19,088
Stock Clerk, Range A	1	1	1	1328-1570	18,252	18,840
Duplicating Machine Oper IIA-Offset	2.7	2	2	1280-1511	33,924	34,585
Mail Clerk, Range A	2	2	2	1280-1511	35,346	36,084
Administrator I- 12 Mo.	2	2	2	1250-2725	47,364	47,364
Clerical Assistant IIA	0.1	0.5	0.5	1189-1401	7,331	7,638
Student Assistant	0.2	-	-	(2,110)	-	-
Public Safety:						
Administrator III- 12 Mo.	1	1	1	2500-5450	37,115	37,115
Supervising Public Safety Officer I	1.2	1	1	2194-2643	26,326	27,576
Public Safety Investigator	1	1	1	2095-2523	30,271	30,271
Administrator II- 12 Mo.	1	1	1	2083-4088	32,100	32,100
Public Safety Officer	6	7.5	7.5	2001-2408	205,042	208,704
Public Safety Dispatch, typing, rng A	2.8	3	3	1401-1660	58,577	59,388
Overtime	-	-	-	(770)	-	-
Physical Plant Operations:						
Maintenance Office Administration:						
Administrator III- 12 Mo.	0.9	1	1	2500-5450	49,500	49,500
Temporary Help-Plant Operations	-	0.2	0.2	20580- Y.R.	4,115	4,115
Clerical Assistant IVA	0.9	1	1	1524-1814	19,022	19,842
Secretary B	0.1	-	-	1401-1660	-	-
Clerical Assistant IIA	0.2	0.3	0.3	1189-1401	4,504	4,695
Overtime	-	-	-	(7,260)	-	-
Utility Plants:						
Refrigeration Mechanic	1	1	1	2256-2476	29,713	29,713
Administrator II- 12 Mo.	1	1	1	2083-4088	29,808	29,808
Building Service Engineer	6	6.5	6.5	1964-2256	172,692	174,781
Building Maintenance Worker	1	1	1	1715-1876	22,506	22,506
Student Assistant	0.3	-	-	(2,311)	-	-
Building Maintenance:						
Electrician II	0.6	1	1	2154-2363	26,357	27,607
Locksmith II	1	1	1	2154-2363	28,354	28,354
Administrator II- 12 Mo.	2	2	2	2083-4088	64,656	64,656
Carpenter II	1	1	1	2057-2256	27,073	27,073
Painter II	0.9	1	1	2057-2256	27,073	27,073
Electrician I	1	1	1	2057-2256	26,869	27,073
Plumber I	0.7	1	1	2057-2256	27,073	27,073
Maintenance Mechanic	1.9	2	2	2057-2256	52,241	53,430

6610 CALIFORNIA STATE COLLEGE, SAN BERNARDINO—Continued

ORGANIZATIONAL UNIT Classification	NUMBER OF POSITIONS			EXPENDITURES		
	Filled 1983-84	Authorized 1984-85	Proposed 1985-86	Actual 1983-84	Estimated 1984-85	Proposed 1985-86
				SALARY RANGE		
Painter I	1	1	1	1964-2154	25,846	25,846
Building Maintenance Worker	1.8	2.3	2.3	1715-1876	47,793	49,958
Temporary Help-Plant Operations	1.6	0.8	0.8	(29,962)	16,463	16,463
Automotive Equipment Operator IA	0.5	-	-	1667-1822	-	-
Equipment Maintenance Assistant IA	0.5	1	1	1646-1970	23,644	23,644
Grounds Maintenance:						
Lead Automotive Equipment Mechanic	0.7	-	-	2095-2298	-	-
Administrative Assistant I	1	1	1	2105-2425	29,102	29,102
Automotive Mechanic	0.3	1	1	1955-2144	25,727	25,727
Temporary Help-Plant Operations	0.2	0.5	0.5	(3,643)	10,289	10,289
Skilled Labor	0.9	1	1	1678-1834	22,004	22,004
Automotive Equipment Operator IA	0.5	-	-	1667-1822	-	-
Equipment Maintenance Assistant IA	0.5	1	1	1646-1970	23,644	23,644
Lead Groundswoker, Range A	2.6	3	3	1610-1925	66,814	67,761
Tree Trimmer IIA	1	1	1	1610-1925	23,096	23,096
Irrigation Specialist	1	1	1	1543-1838	20,772	21,734
Pest Control-spray Spec., Range A	1	1	1	1543-1838	22,065	22,065
Groundswoker, Range A	9.5	10.6	10.6	1419-1610	198,848	200,749
Secretary B	0.1	-	-	1401-1660	-	-
Clerical Assistant IIIA	0.6	1	1	1378-1632	16,996	17,724
Warehouse Worker, Range A	1	1	1	1378-1632	19,584	19,584
Administrator I- 12 Mo.	1	1	1	1250-2725	24,384	24,384
Clerical Assistant IIA	0.5	0.7	0.7	1189-1401	10,510	10,953
Custodial Services:						
Temporary Help-Plant Operations	0.7	-	-	(13,469)	-	-
Laborer, Range A	1	1	1	1419-1543	18,141	18,526
Lead Custodian, Range A	3	3	3	1295-1531	53,865	54,605
Administrator I- 12 Mo.	2	2.1	2.1	1250-2725	46,041	46,041
Custodian, Range A	21.2	24	24	1203-1419	394,622	399,746
Faculty And Staff Services:						
Overtime	-	-	-	-	24,612	24,612
Management Comp. Adjustment -New	-	-	-	-	-	50,975
Management Comp. Adjust -Continuing	-	-	-	-	179,939	180,534
Evening And Night Shift Differential	-	-	-	(12,094)	14,486	14,486
Non-Faculty Reclass - New	-	-	-	-	-	23,678
Non-Faculty Reclass - Continuing	-	-	-	-	22,997	52,892
Management Reclass- New	-	-	-	-	-	6,117
Management Reclass- Continuing	-	-	-	-	5,011	11,525
Community Relations:						
Administrator III- 12 Mo.	1	0.7	0.7	2500-5450	28,577	28,577
Student Affairs Officer IV - AY	0.2	1	1	2309-2782	27,703	29,025
Student Affairs Assistant II- 12 Mo	0.5	-	-	1928-2320	-	-
Public Affairs Assistant I	0.7	-	-	1610-1925	-	-
Senior Secretary A	1	1	1	1524-1814	21,764	21,764
Clerical Assistant IIB	1.1	0.5	0.5	1253-1480	8,878	8,878
Student Assistant	0.3	-	-	(3,085)	-	-
Totals, Institutional Support	182.2	189.7	189.7	\$3,748,590	\$4,592,661	\$4,766,476
Independent Operations:						
Institutional Operations:						
Part Time Faculty-AY	6.1	4	4	(130,253)	96,490	97,152
Student Affairs Assistant I - 12 Mo	0.4	1	1	1684-2019	20,209	21,111
Student Affairs Trainee	-	0.5	0.5	1546-1684	9,280	9,679
Senior Account Clerk, Range A	-	1	1	1419-1681	16,998	17,723
Temporary Help	1.3	1	1	(19,753)	16,542	16,542
Intermediate Account Clerk, Range A	1.2	1.5	1.5	1223-1443	22,700	23,652
Data Entry Operator, Range A	0.2	0.5	0.5	1203-1419	8,513	8,513
Clerical Assistant IIA	-	1	1	1189-1401	14,564	15,171
Student Assistant	2.4	4	4	(20,901)	39,821	39,821
Overtime	-	-	-	(1,373)	-	-
Totals, Independent Operations ..	11.6	14.5	14.5	\$201,532	\$245,117	\$249,364
Totals, General Fund	631.4	672.1	672.1	\$14,593,485	\$17,828,497	\$18,587,191
Dormitory Revenue Fund- Housing:						
Student Service:						
Student Support:						
Temporary Help	-	-	-	(323)	-	-
Head Resident IA	0.8	1	1	1367-1617	18,605	19,414
Resident Assistant	7.3	6.5	6.5	(25,024)	24,798	24,798
Totals, Student Service	8.1	7.5	7.5	\$37,820	\$43,403	\$44,212
Institutional Support:						
Financial Operations:						
Clerical Assistant IIIA	1	1	1	1378-1632	19,584	19,584
Student Assistant	0.7	0.3	0.3	(6,108)	2,987	2,987
Physical Plant Operations:						
Maintenance Mechanic	1	1	1	2057-2256	25,948	27,073
Building Maintenance Worker	1	1	1	1715-1876	22,506	22,506
Groundswoker, Range A	-	0.2	0.2	1419-1610	3,405	3,551
Custodian, Range A	3.9	4	4	1203-1419	65,815	66,429
Student Assistant	0.7	0.9	0.9	(6,654)	8,960	8,960
Totals, Institutional Support	8.3	8.4	8.4	\$130,723	\$149,205	\$151,090
Totals, Dormitory Revenue Fund- Housing	16.4	15.9	15.9	\$168,543	\$192,608	\$195,302

6610 CALIFORNIA STATE COLLEGE, SAN BERNARDINO—Continued

ORGANIZATIONAL UNIT Classification	NUMBER OF POSITIONS			EXPENDITURES		
	Filled 1983-84	Authorized 1984-85	Proposed 1985-86	Actual 1983-84	Estimated 1984-85	Proposed 1985-86
Dormitory Revenue Fund- Parking:				SALARY RANGE		
Institutional Support:						
Financial Operations:						
Clerical Assistant IIA	-	0.5	0.5	1189-1401	7,282	7,586
Logistical Services:						
Parking Officer, Range A	1.8	2.8	2.8	1425-1688	53,996	54,794
Public Safety Dispatch, typing, rng A	-	1	1	1401-1660	18,491	19,294
Temporary Help	0.9	0.4	0.4	(13,761)	6,617	6,617
Evening And Night Shift Differential	-	-	-	(692)	-	-
Physical Plant Operations:						
Groundswoker, Range A	0.9	1	1	1419-1610	17,208	17,949
Totals, Institutional Support	3.6	5.7	5.7	\$62,370	\$103,594	\$106,240
Totals, Dormitory Revenue Fund- Parking	3.6	5.7	5.7	\$62,370	\$103,594	\$106,240
Continuing Education Revenue Fund:						
Instruction:						
Special Session Instruction:						
Summer Session Faculty	8.9	7.8	7.8	(153,006)	150,523	150,523
Extension Instruction:						
Extension Faculty	16.1	10.5	10.5	(218,422)	150,466	164,758
Totals, Instruction	25	18.3	18.3	\$371,428	\$300,989	\$315,281
Institutional Support:						
Executive Management:						
Administrator IV- 12 Mo.	0.9	1	1	3333-6813	50,952	50,952
Administrator II- 12 Mo.	1.2	1	1	2083-4088	30,780	30,780
Extended Education Specialist- 1A	1	1	1	2019-2430	26,478	27,730
Clerical Assistant IIIA	0.7	2	2	1378-1632	35,578	36,831
Secretary A	1	1	1	1378-1632	17,247	17,991
Temporary Help	2.6	1.8	1.8	(39,050)	29,775	29,775
Student Assistant	2.9	1	1	(26,103)	9,955	9,955
Overtime	-	-	-	(75)	-	-
Faculty And Staff Services:						
Management Comp. Adjust -Continuing ...	-	-	-	-	7,470	7,470
Totals, Institutional Support	10.3	8.8	8.8	\$192,197	\$208,235	\$211,484
Totals, Continuing Education Revenue Fund	35.3	27.1	27.1	\$563,625	\$509,224	\$526,765
Totals, California State College, San Bernardino	686.7	720.8	720.8	\$15,388,023	\$18,633,923	\$19,415,498

6610 SAN DIEGO STATE UNIVERSITY ¹

General Fund:						
Instruction:						
Regular Instruction:						
Instructional Support:				SALARY RANGE		
Depart. Chair-Assoc. Dean - 12 Mo.	12.3	9.5	9.5	\$1619-4085	\$443,162	\$450,148
Coordinator-Teacher Education-12 Mo	1.4	1.8	1.8	1619-4085	72,875	74,303
Depart. Chair-Assoc. Dean - AY	7.5	7.6	7.6	1426-3544	286,321	293,846
Coordinator-Teacher Education-AY	3.8	3.6	3.6	1426-3544	131,649	133,644
Senior Administrative Analyst	0.5	-	-	2924-3530	-	-
Associate Systems Analyst	0.6	1	1	2578-3109	37,027	37,314
Administrator III- 12 Mo.	37.3	40	40	2500-5450	1,849,929	1,849,929
Administrator III- A.Y.	1	1	1	2500-5450	38,736	38,736
Administrative Assistant II	1	1	1	2425-2924	35,095	35,095
Programmer II	0.3	1	1	2273-2739	32,875	32,875
Diving Safety Officer	1	1	1	2273-2739	32,875	32,875
Refrigeration Mechanic	0.9	1	1	2256-2476	29,713	29,713
Instructional Support Tech. III	3	3	3	2160-2602	93,651	93,651
Supv Instructional Support Tech III	1	1	1	2160-2602	31,217	31,217
Equip.Tech.Electro-Mechanical III	1	1	1	2160-2602	31,217	31,217
Equipment Tech.Electronic III	5	4	4	2160-2602	124,868	124,868
Equip.Tech.Specialized Equip. III	2	2	2	2160-2602	62,434	62,434
Administrator II- 12 Mo.	6.4	6.1	6.1	2083-4088	191,374	191,374
Glassblower, Range A	1	1	1	2063-2483	29,794	29,794
Assistant Administrative Analyst	2	2	2	2015-2425	55,044	57,654
Administrative Assistant I	5.8	4	4	2105-2425	116,407	116,407
Instructional Support Tech. IIA	10.5	10.5	10.5	1970-2370	289,319	294,950
Stage Technician IIA	2	2	2	1970-2370	53,018	54,182
Piano Technician IIA	1	1	1	1970-2370	28,449	28,449
Equipment Technician,mechanical IIA	4	5	5	1970-2370	140,646	141,922
Equip.Tech.Electro-Mechanical IIA	3.7	4	4	1970-2370	107,791	110,089
Equipment Technician,electronic IIA	7.3	8.9	8.9	1970-2370	241,136	245,703
Equip.Tech.Specialized Equip. IIA	3	3.6	3.6	1970-2370	97,169	97,724

¹The Salary Range and amounts shown in 1984-85 and 1985-86 for the California State University do reflect the 1984-85 fiscal year salary increase adjustment.

6610 SAN DIEGO STATE UNIVERSITY—Continued

1
2
3
4
5
6
7
8
9
10
11
12
13
14
15
16
17
18
19
20
21
22
23
24
25
26
27
28
29
30
31
32
33
34
35
36
37
38
39
40
41
42
43
44
45
46
47
48
49
50
51
52
53
54
55
56
57
58
59
60
61
62
63
64
65
66
67
68
69
70
71
72
73
74
75
76
77
78
79
80
81
82
83
84
85
86
87
88
89
90
91
92
93
94
95
96
97
98

ORGANIZATIONAL UNIT Classification	NUMBER OF POSITIONS			EXPENDITURES		
	Filled 1983-84	Authorized 1984-85	Proposed 1985-86	Actual 1983-84	Estimated 1984-85	Proposed 1985-86
				SALARY RANGE		
Student Affairs Assistant II- 12 Mo	1.2	2	2	1928-2320	54,413	55,668
Programmer I	0.2	1.1	1.1	1907-2294	25,176	26,368
Instruct. Computing Consultant I	0.5	1	1	1907-2294	25,688	26,908
Radiation Protection Specialist	-	0.5	0.5	1881-2263	13,578	13,578
Slide Curator IIA	1	1	1	1855-2231	26,778	26,778
Public Affairs Assistant II	1.8	1.8	1.8	1838-2210	47,593	47,753
Instructional Support Tech. IA	6.4	6.5	6.5	1797-2160	164,124	166,467
Costume Technician IIA	1	1	1	1797-2160	25,929	25,929
Equipment Technician,mechanical IA	2	1.7	1.7	1797-2160	45,376	45,376
Equipment Tech.Electro-Mechanical IA	6.9	6.5	6.5	1797-2160	160,405	162,454
Equipment Technician,electronic IA	0.5	0.5	0.5	1797-2160	10,784	11,287
Equipment Tech.Specialized Equip. IA	1.1	1	1	1797-2160	25,929	25,929
Graphic Artist I	0.4	0.4	0.4	1789-2150	10,320	10,320
Nursery Technician II	0.5	0.5	0.5	1741-2091	12,406	12,547
Credential Analyst	1	1	1	1737-2086	25,022	25,022
Administrative Aid, Range A	4.8	6	6	1733-2082	146,108	148,377
Programmer Trainee	1	1	1	1726-1890	22,678	22,678
Staff Services Tech IA - Admin Sces	1.9	2.5	2.5	1703-2044	60,544	61,278
Junior Staff Analyst	1.3	2	2	1681-2015	48,359	48,359
Supervising Junior Staff Analyst	0.2	0.7	0.7	1681-2015	14,982	15,686
Research Technician I	1	1	1	1681-2105	24,180	24,180
Instructional Support Asst. IIIA	1.3	3	3	1646-1970	63,767	66,715
Drafting Technician IA	0.9	1	1	1646-1970	20,470	21,410
Costume Technician IA	1	1	1	1646-1970	23,644	23,644
Administrative Secretary, Range A	1.7	2	2	1624-1943	45,226	46,636
Evaluation Technician I	0.9	1	1	1593-1902	22,399	22,825
Depart Secretary IIIA	5.8	7	7	1524-1814	146,836	149,030
Depart Secretary IIIA, Stenography	10.1	12	12	1524-1814	256,190	260,132
Clerical Assistant IVA	9.2	11	11	1524-1814	235,981	238,070
Senior Secretary A	5.4	5	5	1524-1814	104,972	106,750
Craphics Spec IIA,graphics Art-techn	4.9	5	5	1524-1814	106,013	106,831
Editorial Aid, Range A	2	2	2	1461-1733	41,596	41,596
Athletic Equipment Attendant IIA	1.7	-	-	1449-1718	-	-
Instructional Support Asst. IIA	10.3	31.2	31.2	1449-1718	534,069	598,412
Depart Secretary IIA, Stenography	25.1	25	25	1401-1660	487,027	491,710
Clerical Assistant IIIB	10.3	11	11	1401-1660	212,034	215,604
Secretary B	0.8	1	1	1401-1660	18,165	18,955
Craphics Spec. IA	1	1	1	1401-1660	19,910	19,910
Accompanist IA	-	1	1	1396-1653	17,589	18,343
Depart Secretary IIA	4.4	3.5	3.5	1378-1632	64,471	66,416
Depart Secretary IIA, Dictating	2.9	3	3	1378-1632	56,725	57,480
Clerical Assistant IIIA	16.8	19	19	1378-1632	349,164	356,569
Secretary A	1	1	1	1378-1632	19,584	19,584
Reproduction Processes Asst, Range A	0.3	-	-	1378-1632	-	-
Temporary Help	37.4	2.2	2.2	(552,605)	36,393	36,393
Power Keyboard Operator, Range A	8.8	12	12	1350-1597	217,835	222,524
Senior Data Entry Operator, Range A	0.8	0.7	0.7	1344-1590	13,719	14,316
Data Control Technician, Range A	0.5	-	-	1322-1563	-	-
Depart Secretary IA, Stenography	6.4	6	6	1301-1537	110,689	110,689
Depart Secretary IA, Dictating	0.1	-	-	1301-1537	-	-
Athletic Equipment Attendant IA	2.5	2	2	1290-1524	31,894	33,236
Instructional Support Asst. IA	0.3	0.5	0.5	1290-1524	8,526	8,692
Depart Secretary IA	3	4	4	1280-1511	70,341	71,436
Mail Clerk, Range A	0.7	1	1	1280-1511	18,135	18,135
Clerical Assistant IIB	5.5	3.7	3.7	1253-1480	62,188	64,391
Administrator I- 12 Mo.	7.3	10	10	1250-2725	221,964	221,964
Clerical Assistant IIA	12.6	11.7	11.7	1189-1401	183,754	187,926
Duplicating Machine Operator IA	0.1	0.5	0.5	1147-1350	7,092	7,386
Student Assistant	24.7	24.3	24.3	(219,865)	241,911	241,911
Overtime	-	-	-	(13,581)	-	-
Instructional Faculty:						
Professor - 12 Mo	1.6	1.5	1.5	3381-4085	75,471	75,988
Head Coach-12 Month	4.1	3.5	3.5	3381-4085	170,418	171,586
Lecturer - AY - D	19.3	30.7	30.7	2936-3544	1,243,621	1,271,431
Professor - AY	553.1	600.7	600.7	2936-3544	24,661,023	25,177,484
Head Coach-10 Month	2	2.4	2.4	2936-3544	98,879	99,846
Head Coach-AY	4.4	4	4	2936-3544	168,963	170,121
Part Time Faculty-AY	158.6	-	-	(3,408,546)	-	-
Lecturer - 12 Mo - C	0.2	0.2	0.2	2674-3225	5,502	5,805
Coach-12 Month	8	7	7	2674-3225	260,841	267,820
Lecturer - AY - C	33.6	50.6	50.6	2325-2802	1,613,230	1,660,943
Associate Professor-AY	268.5	285.1	285.1	2325-2802	9,237,759	9,452,345
Coach-AY	4	6	6	2325-2802	184,095	191,533
Assistant Professor-12 Month	-	0.3	0.3	2120-2552	8,313	8,767
Coaching Specialist-12 Month	1.1	2	2	2120-2552	60,831	61,248
Sabbatical Leave Replacement	45	24	24	(967,108)	574,920	582,910
Substitute Faculty	-	-	-	(708)	-	-
Lecturer - AY - B	63.9	133.6	133.6	1847-2220	3,348,349	3,500,800
Assistant Professor-AY	106	181.8	181.8	1847-2220	4,654,230	4,787,541
Coaching Specialist-AY	1.4	1.7	1.7	1847-2220	43,964	45,414
Lecturer - AY - A	0.3	-	-	1689-2024	-	-
Craduate Assistant	140.7	-	-	(630,494)	-	-
Faculty Promotions - New	-	-	-	-	-	96,233
Faculty Promotions - Continuing	-	-	-	-	93,423	216,344

6610 SAN DIEGO STATE UNIVERSITY—Continued

ORGANIZATIONAL UNIT Classification	NUMBER OF POSITIONS			EXPENDITURES		
	Filled 1983-84	Authorized 1984-85	Proposed 1985-86	Actual 1983-84	Estimated 1984-85	Proposed 1985-86
				SALARY RANGE		
Market Condition Salary Supplements	-	-	-	-	4,992	-
Exceptional Merit Service Awards	-	-	-	(70,500)	-	-
Music Studio Instructional Faculty	2.1	-	-	(44,250)	-	-
Totals, Instruction	1807.4	1727.7	1727.7	\$48,497,069	\$56,253,260	\$57,752,835
Academic Support:						
Libraries:						
Librarian-12 Month	1	2	2	2709-3268	77,900	78,434
Administrator III- 12 Mo.	5.1	4	4	2500-5450	170,170	170,170
Superv Assoc. Librarian-12 Month	2	2	2	2467-2974	70,899	71,386
Associate Librarian-12 Month	6.8	10.3	10.3	2467-2974	341,499	350,318
Administrative Assistant II	-	0.6	0.6	2425-2924	17,461	18,299
Programmer II	1	1	1	2273-2739	31,874	32,875
Administrator II- 12 Mo.	1.5	2	2	2083-4088	60,985	60,985
Assistant Administrative Analyst	0.3	1	1	2015-2425	24,180	25,329
Administrative Assistant I	0.5	0.5	0.5	2105-2425	14,551	14,551
Student Affairs Assistant II- 12 Mo	-	1	1	1928-2320	23,139	24,224
Senior Assistant Librarian-12 Month	16	16	16	1914-2646	492,821	503,190
Staff Services Tech IA - Admin Sces	1	1	1	1703-2044	24,511	24,511
Supervising Library Assistant IIIA	2	4	4	1699-2038	88,970	91,534
Library Assistant IIIA	11.4	12.8	12.8	1696-2034	303,487	305,739
Student Affairs Assistant I - 12 Mo	-	1	1	1684-2019	20,209	21,111
Assistant Librarian-12 Month	2.5	6.5	6.5	1652-2270	156,087	162,703
Supervising Library Assistant IIA	1	1	1	1560-1859	22,301	22,301
Library Assistant IIA	17.9	20.8	20.8	1557-1855	441,074	449,023
Clerical Assistant IVA	0.8	0.8	0.8	1524-1814	16,323	16,323
Senior Secretary A	0.9	1	1	1524-1814	19,842	20,724
Senior Account Clerk, Range A	0.3	1	1	1419-1681	17,240	17,977
Computer Operator, Range A	1	1	1	1419-1681	17,634	18,398
Clerical Assistant IIIB	1	1	1	1401-1660	19,910	19,910
Secretary B	1	1	1	1401-1660	17,597	18,358
Clerical Assistant IIIA	1	1	1	1378-1632	18,441	19,241
Library Assistant IA	11.1	12.4	12.4	1378-1632	225,433	230,262
Temporary Help	4.1	6.9	6.9	(60,394)	114,140	114,140
Power Keyboard Operator, Range A	0.7	1	1	1350-1597	19,166	19,166
Senior Data Entry Operator, Range A	1	1	1	1344-1590	19,088	19,088
Clerical Assistant IIB	1.3	1	1	1253-1480	17,573	17,756
Administrator I- 12 Mo.	2	2.3	2.3	1250-2725	53,771	53,771
Intermediate Account Clerk, Range A	0.7	-	-	1223-1443	-	-
Data Entry Operator, Range A	0.6	2.7	2.7	1203-1419	40,536	42,223
Clerical Assistant IIA	11.2	13.2	13.2	1189-1401	210,870	216,108
Student Assistant	19.7	14.5	14.5	(174,880)	144,350	144,350
Evening And Night Shift Differential	-	-	-	(775)	-	-
Exceptional Merit Service Awards	-	-	-	(1,500)	-	-
Audio-Visual Services:						
Senior Vocational Instructor - 12mo	1	-	-	2674-3225	-	-
Administrator III- 12 Mo.	1	1	1	2500-5450	44,652	44,652
Administrative Assistant II	1	1	1	2425-2924	35,095	35,095
Programmer II	1	1	1	2273-2739	32,750	32,875
Equip.Tech.Electro-Mechanical III	1	1	1	2160-2602	31,217	31,217
Administrator II- 12 Mo.	3	3.1	3.1	2083-4088	106,262	106,262
Photographer II	1	1	1	2053-2472	29,663	29,663
Graphic Artist II	1	1	1	2053-2472	29,663	29,663
Administrative Assistant I	-	1	1	2105-2425	29,102	29,102
Instructional Support Tech. IIA	1	1	1	1970-2370	28,449	28,449
Media Production Specialist II	0.4	1	1	1970-2370	28,449	28,449
Assistant Professor-AY	-	0.2	0.2	1847-2220	4,021	5,049
Instructional Support Tech. IA	2	2	2	1797-2160	48,503	49,574
Equipment Tech.Electro-Mechanical IA	0.8	3	3	1797-2160	65,543	68,614
Photographer I	2	2	2	1789-2150	51,597	51,597
Graphic Artist I	2	2	2	1789-2150	50,726	51,597
Staff Services Tech IA - Personnel	0.6	-	-	1703-2044	-	-
Instructional Support Asst. IIIA	1.8	2	2	1646-1970	45,161	45,161
Media Production Specialist I	0.8	1	1	1646-1970	21,251	22,239
Clerical Assistant IVA	1.6	2	2	1524-1814	43,529	43,529
Instructional Support Asst. IIA	1.2	1	1	1449-1718	19,741	20,615
Clerical Assistant IIIA	1	1	1	1378-1632	17,309	18,055
Temporary Help	0.8	0.4	0.4	(12,084)	6,617	6,617
Instructional Support Asst. IA	0.6	1.4	1.4	1290-1524	22,462	23,407
Administrator I- 12 Mo.	0.1	-	-	1250-2725	-	-
Clerical Assistant IIA	1.7	2	2	1189-1401	31,576	32,196
Student Assistant	1.5	-	-	(13,248)	-	-
Evening And Night Shift Differential	-	-	-	(268)	-	-
Television Services:						
Administrator IV- 12 Mo.	1	1	1	3333-6813	50,004	50,004
Administrator III- 12 Mo.	3	3	3	2500-5450	133,848	133,848
Equip.Tech.Electro-Mechanical III	2	2	2	2160-2602	62,197	62,434
Supv Equip Tech III-Electro-Mech	-	1	1	2160-2602	30,861	31,217
Administrator II- 12 Mo.	1	-	-	2083-4088	-	-
Administrative Assistant I	3	2	2	2105-2425	53,871	55,736
Equip.Tech.Electro-Mechanical IIA	0.5	0.5	0.5	1970-2370	14,225	14,225
Equipment Technician,electronic IIA	1	1	1	1970-2370	28,449	28,449
Supv Equip Tech II-Electro-Mech Rg A	0.8	1	1	1970-2370	25,733	26,952
Procurement Assistant, Range A	1	1	1	1838-2210	24,180	25,329

6610 SAN DIEGO STATE UNIVERSITY—Continued

1
2
3
4
5
6
7
8
9
10
11
12
13
14
15
16
17
18
19
20
21
22
23
24
25
26
27
28
29
30
31
32
33
34
35
36
37
38
39
40
41
42
43
44
45
46
47
48
49
50
51
52
53
54
55
56
57
58
59
60
61
62
63
64
65
66
67
68
69
70
71
72
73
74
75
76
77
78
79
80
81
82
83
84
85
86
87
88
89
90
91
92
93
94
95
96
97
98

ORGANIZATIONAL UNIT Classification	NUMBER OF POSITIONS			EXPENDITURES		
	Filled 1983-84	Authorized 1984-85	Proposed 1985-86	Actual 1983-84	Estimated 1984-85	Proposed 1985-86
				SALARY RANGE		
Staff Services Tech IA - Personnel	0.4	1	1	1703-2044	22,364	23,411
Accounting Technician IIIA	-	1	1	1660-1988	23,853	23,853
Payroll Personnel Transact Clk IIA	1	1	1	1524-1814	20,822	21,761
Clerical Assistant IIIA	1.3	1	1	1378-1632	18,055	18,830
Secretary A	0.7	1	1	1378-1632	19,584	19,584
Clerical Assistant IIA	0.2	0.5	0.5	1189-1401	7,282	7,586
Student Assistant	6.8	5	5	(60,533)	49,776	49,776
Overtime	-	-	-	(339)	-	-
Computing Support:						
Staff Systems Software Specialist	1	-	-	2830-3416	-	-
Instruct. Computing Consultant III	0.7	-	-	2739-3305	-	-
Associate Systems Analyst	1.3	-	-	2578-3109	-	-
Assoc. Systems Software Specialist	1.6	-	-	2578-3109	-	-
Administrator III- 12 Mo.	2.3	4	4	2500-5450	150,444	150,444
Associate Administrative Analyst	2	2	2	2425-2924	70,189	70,189
Programmer II	0.7	3	3	2273-2739	97,999	98,625
Instruct. Computing Consultant II	0.8	-	-	2273-2739	-	-
Assistant Systems Analyst	1.6	1	1	2140-2578	23,175	29,520
Assist Systems Software Specialist	1.9	1	1	2140-2578	29,071	30,460
Administrator II- 12 Mo.	1	1	1	2083-4088	29,364	29,364
Equip.Tech.Electro-Mechanical IIA	1	1	1	1970-2370	27,803	28,449
Programmer I	2.4	7	7	1907-2294	182,266	187,092
Equipment Tech.Electro-Mechanical IA	0.7	1	1	1797-2160	22,322	23,377
Senior Computer Operator, Range A	1	1	1	1610-1925	23,096	23,096
Clerical Assistant IVA	0.8	1	1	1524-1814	19,431	20,280
Senior Data Control Tech., Range A	1	1	1	1486-1764	21,177	21,177
Superv Sr Data Control Tech, Range A	2	2	2	1486-1764	42,354	42,354
Computer Operator, Range A	4.9	5.5	5.5	1419-1681	102,644	105,341
Clerical Assistant IIIB	0.3	1	1	1401-1660	19,910	19,910
Temporary Help	0.1	-	-	(1,558)	-	-
Senior Data Entry Operator, Range A	1	1	1	1344-1590	19,088	19,088
Data Control Technician, Range A	1	1	1	1322-1563	17,071	17,805
Administrator I- 12 Mo.	1.8	2	2	1250-2725	42,756	42,756
Data Entry Operator, Range A	1.9	2	2	1203-1419	32,914	33,589
Student Assistant	6	-	-	(53,115)	-	-
Evening And Night Shift Differential	-	-	-	(1,631)	-	-
Ancillary Support:						
Nursery School:						
Part Time Faculty-AY	1.1	-	-	(24,920)	-	-
Lecturer - AY - C	-	0.9	0.9	2325-2802	21,711	22,720
Associate Professor-AY	-	0.3	0.3	2325-2802	7,237	7,574
Off-Campus Centers:						
Lecturer - AY - D	0.1	1	1	2936-3544	42,241	42,530
Professor - AY	3	3.7	3.7	2936-3544	150,741	155,087
Part Time Faculty-AY	5.5	-	-	(118,026)	-	-
Administrator III- 12 Mo.	2	2	2	2500-5450	88,800	88,800
Associate Librarian-12 Month	1	1	1	2467-2974	35,450	35,693
Lecturer - AY - C	0.7	2.8	2.8	2325-2802	88,559	93,423
Associate Professor-AY	5.8	7.2	7.2	2325-2802	235,121	238,443
Student Affairs Officer - 12 Mo.	0.6	1	1	2104-2534	30,398	30,398
Administrator II- 12 Mo.	0.9	1	1	2083-4088	32,268	32,268
Student Affairs Assistant III	0.5	-	-	2066-2487	-	-
Maintenance Mechanic	1	1	1	2057-2256	27,073	27,073
Lecturer - AY - B	1.5	2.4	2.4	1847-2220	62,328	63,043
Assistant Professor-AY	4.8	5.1	5.1	1847-2220	133,111	135,512
Credential Analyst	-	1	1	1737-2086	25,022	25,022
Lecturer - AY - A	0.2	-	-	1689-2024	-	-
Student Affairs Assistant I - 12 Mo	1	1	1	1684-2019	23,772	24,224
Accounting Technician IIIA	1	1	1	1660-1988	23,853	23,853
Instructional Support Asst. IIIA	1	1	1	1646-1970	21,489	22,490
Evaluation Technician I	0.5	1	1	1593-1902	21,320	22,314
Gardener, Range A	1	1	1	1543-1838	22,065	22,065
Senior Secretary A	1	1	1	1524-1814	19,910	20,798
Clerical Assistant IIIA	2.9	3	3	1378-1632	55,400	56,954
Library Assistant IA	1	1	1	1378-1632	19,584	19,584
Temporary Help	3.4	-	-	(50,310)	-	-
Lead Custodian, Range A	1	1	1	1295-1531	18,370	18,370
Custodian, Range A	2	2	2	1203-1419	34,050	34,050
Student Assistant	0.5	-	-	(4,557)	-	-
Overtime	-	-	-	(263)	-	-
Evening And Night Shift Differential	-	-	-	(309)	-	-
Exceptional Merit Service Awards	-	-	-	(1,500)	-	-
Joint Doctoral Program:						
Professor - 12 Mo	4	5	5	3381-4085	215,704	220,544
Professor - AY	2.4	3.4	3.4	2936-3544	135,992	139,584
Part Time Faculty-AY	1	-	-	(21,241)	-	-
Associate Professor-AY	1	1	1	2325-2802	31,628	33,365
Instructional Support Tech. IIA	1	2	2	1970-2370	52,093	53,203
Lecturer - AY - B	-	0.5	0.5	1847-2220	12,061	12,623
Assistant Professor-AY	0.2	4.2	4.2	1847-2220	94,440	103,055
Clerical Assistant IVA	1	1	1	1524-1814	21,764	21,764
Clerical Assistant IIIA	-	1	1	1378-1632	16,816	17,534
Temporary Help	0.4	2	2	(6,342)	33,084	33,084
Clerical Assistant IIB	0.1	-	-	1253-1480	-	-

6610 SAN DIEGO STATE UNIVERSITY—Continued

1
2
3
4
5
6
7
8
9
10
11
12
13
14
15
16
17
18
19
20
21
22
23
24
25
26
27
28
29
30
31
32
33
34
35
36
37
38
39
40
41
42
43
44
45
46
47
48
49
50
51
52
53
54
55
56
57
58
59
60
61
62
63
64
65
66
67
68
69
70
71
72
73
74
75
76
77
78
79
80
81
82
83
84
85
86
87
88
89
90
91
92
93
94
95
96
97
98

ORGANIZATIONAL UNIT Classification	NUMBER OF POSITIONS			EXPENDITURES		
	Filled 1983-84	Authorized 1984-85	Proposed 1985-86	Actual 1983-84	Estimated 1984-85	Proposed 1985-86
				SALARY RANGE		
Clerical Assistant IIA	1.8	2	2	1189-1401	31,883	32,518
Student Assistant	0.8	2	2	(7,505)	19,910	19,910
Graduate Assistant	35.4	-	-	(158,791)	-	-
Exceptional Merit Service Awards	-	-	-	(1,500)	-	-
Master Of Social Work:						
Administrator III- 12 Mo.	1	1	1	2500-5450	53,076	53,076
Administrative Assistant I	0.8	-	-	2105-2425	-	-
Administrative Aid, Range A	-	1	1	1733-2082	24,976	24,976
Student Writing Skills:						
Temporary Help	1.2	-	-	(17,645)	-	-
Student Assistant	11.2	-	-	(99,131)	-	-
North County, San Diego:						
Part Time Faculty-AY	-	-	-	(636)	-	-
Administrative Assistant II	1	1	1	2425-2924	35,095	35,095
Senior Assistant Librarian-12 Month	0.6	1	1	1914-2646	30,100	31,760
Clerical Assistant IIIA	1	1	1	1378-1632	17,371	18,120
Temporary Help	0.8	-	-	(11,541)	-	-
Clerical Assistant IIA	-	1	1	1189-1401	14,564	15,171
Student Assistant	2.1	1.5	1.5	(19,091)	14,933	14,933
Mt Laguna Observatory:						
Professor - 12 Mo	1	1	1	3381-4085	48,691	49,024
Temporary Help	0.2	-	-	(2,484)	-	-
Student Assistant	0.2	-	-	(1,773)	-	-
Overtime	-	-	-	(2,205)	-	-
Totals, Academic Support	338	318.9	318.9	\$6,537,274	\$7,884,602	\$8,025,693
Student Service:						
Social And Cultural Development:						
Student Affairs Officer V - 12 Mo	1	1	1	3357-4056	43,923	46,050
Student Affairs Officer IV - 12 Mo	-	1	1	2655-3202	31,850	33,380
Administrator III- 12 Mo.	2	2	2	2500-5450	81,216	81,216
Student Affairs Officer - 12 Mo.	1	2	2	2104-2534	57,997	59,312
Administrator II- 12 Mo.	1	1	1	2083-4088	31,632	31,632
Student Affairs Assistant II- 12 Mo	1	1	1	1928-2320	23,139	24,224
Public Affairs Assistant II	1	1	1	1838-2210	24,180	25,329
Clerical Assistant IVA	1	1	1	1524-1814	21,764	21,764
Clerical Assistant IIIA	2	2	2	1378-1632	39,168	39,168
Temporary Help	0.1	-	-	(1,332)	-	-
Student Assistant	2.8	0.2	0.2	(24,724)	1,991	1,991
Supplementary Educational Serv.-Eop:						
Associate Systems Analyst	0.3	-	-	2578-3109	-	-
Administrator III- 12 Mo.	0.9	0.5	0.5	2500-5450	21,288	21,288
Administrative Assistant II	-	0.5	0.5	2425-2924	14,551	15,249
Programmer II	0.7	1	1	2273-2739	31,874	32,875
Student Affairs Officer - 12 Mo.	3.6	2.9	2.9	2104-2534	73,247	76,699
Superv Stndt Affairs Off III-12 Mo.	1	1	1	2104-2534	30,398	30,398
Administrator II- 12 Mo.	1	1	1	2083-4088	35,256	35,256
Student Affairs Assistant II- 12 Mo	2.7	8	8	1928-2320	208,151	214,037
Student Affairs Assistant I - 12 Mo	2.3	1	1	1684-2019	20,209	21,111
Clerical Assistant IVA	1	1	1	1524-1814	21,764	21,764
Secretary B	-	1	1	1401-1660	19,910	19,910
Clerical Assistant IIIA	3	5	5	1378-1632	89,342	90,759
Temporary Help	3.1	2.5	2.5	(46,255)	41,355	41,355
Clerical Assistant IIA	2	2.3	2.3	1189-1401	34,234	35,667
Student Assistant	11.2	3.1	3.1	(99,253)	30,861	30,861
Counseling And Career Guidance:						
Counseling:						
Professor - 12 Mo	2.1	2	2	3381-4085	97,382	98,049
Student Affairs Officer V - 12 Mo	2.3	2	2	3357-4056	97,341	97,341
Professor - AY	3	3	3	2936-3544	126,722	127,590
Student Affairs Officer V - AY	4.4	5	5	2915-3519	207,024	208,855
Student Affairs Officer IV - 12 Mo	1.1	1.4	1.4	2655-3202	48,944	50,379
Administrator III- 12 Mo.	4.1	4.4	4.4	2500-5450	190,850	190,850
Student Affairs Officer IV - AY	1.8	1	1	2309-2782	31,124	32,615
Assistant Professor-12 Month	0.5	0.5	0.5	2120-2552	15,208	15,312
Student Affairs Officer - 12 Mo.	1.5	1.1	1.1	2104-2534	29,817	31,007
Administrator II- 12 Mo.	-	0.6	0.6	2083-4088	16,500	16,500
Student Affairs Assistant II- 12 Mo	0.5	-	-	1928-2320	-	-
Assistant Professor-AY	-	2	2	1847-2220	46,559	51,882
Public Affairs Assistant II	0.9	-	-	1838-2210	-	-
Student Affairs Assistant I - 12 Mo	0.3	1	1	1684-2019	20,509	21,442
Clerical Assistant IVA	0.3	1	1	1524-1814	21,603	21,764
Clerical Assistant IIIB	0.5	-	-	1401-1660	-	-
Clerical Assistant IIIA	3.6	4.1	4.1	1378-1632	73,843	75,331
Temporary Help	3.1	0.8	0.8	(45,945)	13,234	13,234
Depart Secretary IA	0.2	0.3	0.3	1280-1511	4,705	4,901
Clerical Assistant IIA	0.3	-	-	1189-1401	-	-
Student Assistant	0.4	0.5	0.5	(3,200)	4,978	4,978
Testing:						
Administrator III- 12 Mo.	1	1	1	2500-5450	40,608	40,608
Student Affairs Officer - 12 Mo.	1	1	1	2104-2534	30,398	30,398
Clerical Assistant IVA	1.9	2	2	1524-1814	42,489	43,448
Clerical Assistant IIA	1	1	1	1189-1401	16,028	16,703
Student Assistant	0.1	-	-	(798)	-	-

6610 SAN DIEGO STATE UNIVERSITY—Continued

ORGANIZATIONAL UNIT	NUMBER OF POSITIONS			EXPENDITURES			
	Classification	Filled 1983-84	Authorized 1984-85	Proposed 1985-86	Actual 1983-84	Estimated 1984-85	Proposed 1985-86
Placement:							
Student Affairs Officer V - 12 Mo	0.8	-	-	3357-4056	-	-	-
Student Affairs Officer IV - 12 Mo	1.2	2	2	2655-3202	76,858	76,858	76,858
Student Affairs Officer - 12 Mo	6.9	8.1	8.1	2104-2534	238,855	240,164	240,164
Administrator II- 12 Mo	1	1	1	2083-4088	35,256	35,256	35,256
Clerical Assistant IVA	2.1	2	2	1524-1814	43,529	43,529	43,529
Clerical Assistant IIIA	2.8	3	3	1378-1632	53,402	55,070	55,070
Temporary Help	-	-	-	(696)	-	-	-
Administrator I- 12 Mo	1	1	1	1250-2725	20,460	20,460	20,460
Clerical Assistant IIA	0.9	1	1	1189-1401	14,760	15,380	15,380
Student Assistant	1	0.5	0.5	(8,718)	4,978	4,978	4,978
Overtime	-	-	-	(394)	-	-	-
Financial Aid:							
Student Affairs Officer IV - 12 Mo	2	2	2	2655-3202	73,139	74,811	74,811
Administrator III- 12 Mo	0.4	1	1	2500-5450	42,216	42,216	42,216
Student Affairs Officer - 12 Mo	1	4	4	2104-2534	107,455	111,455	111,455
Administrator II- 12 Mo	1.7	2	2	2083-4088	58,508	58,508	58,508
Assistant Administrative Analyst	1	1	1	2015-2425	29,102	29,102	29,102
Student Affairs Assistant II- 12 Mo	2	4	4	1928-2320	101,571	106,384	106,384
Programmer I	1	1	1	1907-2294	27,535	27,535	27,535
Student Affairs Assistant I - 12 Mo	2	-	-	1684-2019	-	-	-
Clerical Assistant IVA	6	6	6	1524-1814	129,942	130,586	130,586
Clerical Assistant IIIA	7.6	8.5	8.5	1378-1632	159,417	162,136	162,136
Secretary A	1	1	1	1378-1632	19,310	19,584	19,584
Temporary Help	2.4	2.6	2.6	(35,912)	43,009	43,009	43,009
Data Control Technician, Range A	1	1	1	1322-1563	18,761	18,761	18,761
Data Entry Operator, Range A	1.9	2	2	1203-1419	32,879	33,214	33,214
Clerical Assistant IIA	0.5	1.2	1.2	1189-1401	18,376	19,028	19,028
Student Assistant	0.9	-	-	(7,910)	-	-	-
Student Support:							
Health Services:							
Physician II-10 Mo - Range A	4.5	6.2	6.2	4680-5664	307,625	320,743	320,743
Physician I-10 Mo - Range A	-	6.5	6.5	4462-5374	304,944	317,175	317,175
Pharmacist - 10 Month Range A	0.8	1.1	1.1	2578-3109	33,673	33,795	33,795
Pharmacist - 12 Month	1	1	1	2578-3109	37,314	37,314	37,314
Administrator III- 12 Mo	1.4	2.8	2.8	2500-5450	142,412	142,412	142,412
Administrator III- 10 Mo	0.8	1.2	1.2	2500-5450	63,086	63,086	63,086
Clinical Lab. Technologist IIA	1	1	1	2180-2626	31,517	31,517	31,517
Administrator II- 12 Mo	1.4	2	2	2083-4088	56,468	56,468	56,468
Clinical Laboratory Technologist IA	2.8	3.5	3.5	2082-2392	97,643	98,870	98,870
Nurse Practitioner 10 Month Range A	5.7	7.6	7.6	2025-2437	178,379	180,478	180,478
Superv Registered Nurse III-12 Mo	1	1	1	2025-2437	29,238	29,238	29,238
Administrative Assistant I	0.5	-	-	2105-2425	-	-	-
Physical Therapist II	-	0.3	0.3	1925-2315	5,774	6,045	6,045
Health Educator	1	1.5	1.5	1925-2315	37,177	38,933	38,933
Health Services Assistant, Range A	-	1	1	1881-2263	27,156	27,156	27,156
Registered Nurse II-10 Month Rng A	1	1	1	1847-2221	22,202	22,202	22,202
Physical Therapist I	0.6	0.7	0.7	1822-2190	19,711	19,711	19,711
Radiologic Technologist IIA	1	1	1	1805-2170	26,034	26,034	26,034
Registered Nurse I - 10 Month Rng A	4.2	5.3	5.3	1726-2072	105,980	107,144	107,144
Radiologic Technologist IA	1	1.5	1.5	1688-2025	34,248	34,882	34,882
Medical Secretary, Range A	0.9	1	1	1563-1864	19,546	20,389	20,389
Clerical Assistant IIIB	0.2	-	-	1401-1660	-	-	-
Clerical Assistant IIIA	4.3	6	6	1378-1632	112,621	114,088	114,088
Temporary Help	17.7	-	-	(261,964)	-	-	-
Medical Transcriber, Range A	1	1	1	1339-1584	18,957	18,957	18,957
Clerical Assistant IIB	0.1	-	-	1253-1480	-	-	-
Administrator I- 12 Mo	2	1	1	1250-2725	20,460	20,460	20,460
Clerical Assistant IIA	2.5	4.1	4.1	1189-1401	65,343	66,314	66,314
Clinical Aid IIA	4.2	4.8	4.8	1175-1384	79,092	79,595	79,595
Student Assistant	1.8	0.5	0.5	(15,895)	4,978	4,978	4,978
Housing Services:							
Administrator III- 12 Mo	1	1	1	2500-5450	46,176	46,176	46,176
Student Affairs Assistant II- 12 Mo	2.8	2.8	2.8	1928-2320	74,821	78,360	78,360
Temporary Help	0.1	-	-	(1,251)	-	-	-
Clerical Assistant IIA	0.5	0.5	0.5	1189-1401	8,408	8,408	8,408
Student Assistant	0.4	0.4	0.4	(3,917)	3,982	3,982	3,982
Disabled Students:							
Administrator II- 12 Mo	1	1	1	2083-4088	35,292	35,292	35,292
Clerical Assistant IIIA	1	1	1	1378-1632	18,633	19,447	19,447
Temporary Help	6.2	6.5	6.5	(91,840)	107,523	107,523	107,523
Student Assistant	5.6	1	1	(49,742)	9,955	9,955	9,955
Totals, Student Service	214.7	213.4	213.4	\$4,645,913	\$5,740,852	\$5,839,633	\$5,839,633
Institutional Support:							
Executive Management:							
President	1	1	1	4884-7341	87,240	87,240	87,240
Student Affairs Officer V - 12 Mo	0.6	-	-	3357-4056	-	-	-
Administrator IV- 12 Mo	4	4	4	3333-6813	235,692	235,692	235,692
Administrator III- 12 Mo	5.5	4.9	4.9	2500-5450	220,450	220,450	220,450
Administrator II- 12 Mo	1.8	2	2	2083-4088	71,268	71,268	71,268
Administrative Assistant I	2	2	2	2105-2425	57,544	58,204	58,204
Supervising Junior Staff Analyst	0.1	0.3	0.3	1681-2015	6,421	6,723	6,723
Administrative Secretary, Range A	2.9	3	3	1624-1943	67,844	69,866	69,866
Senior Secretary A	1.4	2	2	1524-1814	40,255	41,058	41,058
Clerical Assistant IIIB	0.3	-	-	1401-1660	-	-	-

6610 SAN DIEGO STATE UNIVERSITY—Continued

1
2
3
4
5
6
7
8
9
10
11
12
13
14
15
16
17
18
19
20
21
22
23
24
25
26
27
28
29
30
31
32
33
34
35
36
37
38
39
40
41
42
43
44
45
46
47
48
49
50
51
52
53
54
55
56
57
58
59
60
61
62
63
64
65
66
67
68
69
70
71
72
73
74
75
76
77
78
79
80
81
82
83
84
85
86
87
88
89
90
91
92
93
94
95
96
97
98

ORGANIZATIONAL UNIT Classification	NUMBER OF POSITIONS			EXPENDITURES		
	Filed 1983-84	Authorized 1984-85	Proposed 1985-86	Actual 1983-84	Estimated 1984-85	Proposed 1985-86
				SALARY RANGE		
Clerical Assistant IIIA	0.1	-	-	1378-1632	-	-
Secretary A	1	1	1	1378-1632	18,505	19,310
Temporary Help	2.4	-	-	(35,807)	-	-
Data Control Technician, Range A	0.2	-	-	1322-1563	-	-
Student Assistant	2.8	-	-	(25,230)	-	-
Overtime	-	-	-	(1,368)	-	-
Financial Operations:						
Supervising Assoc Systems Analyst	0.3	1	1	2578-3109	37,314	37,314
Administrator III- 12 Mo.	1.7	1	1	2500-5450	48,048	48,048
Programmer II	1	1	1	2273-2739	31,874	32,875
Administrator II- 12 Mo.	3.4	3	3	2083-4088	96,600	96,600
Accountant I	0.3	-	-	2015-2425	-	-
Assistant Budget Analyst	0.9	1	1	2015-2425	24,180	25,329
Payroll Personnel Trans Clerk IIIA	4	5	5	1733-2082	115,328	118,329
Staff Services Tech IA - Budget	1	1	1	1703-2044	21,537	22,539
Junior Staff Analyst	-	1	1	1681-2015	24,180	24,180
Accounting Technician IIIA	2.7	3	3	1660-1988	71,560	71,560
Payroll Personnel Transact Clk IIA	2.1	2.2	2.2	1524-1814	45,460	46,490
Clerical Assistant IVA	10.2	11.6	11.6	1524-1814	246,828	248,858
Senior Data Control Tech., Range A	1	1	1	1486-1764	21,177	21,177
Senior Cashier Clerk, Range A	4.1	4	4	1419-1681	74,723	77,062
Senior Account Clerk, Range A	2	2	2	1419-1681	40,037	40,248
Accounting Technician IIA	1.5	1.5	1.5	1419-1681	27,542	28,725
Clerical Assistant IIIA	6.3	8	8	1378-1632	142,408	146,852
Temporary Help	2.9	-	-	(42,469)	-	-
Administrator I- 12 Mo.	5.5	5	5	1250-2725	118,416	118,416
Assistant Cashier-Clerk, Range A	0.7	1	1	1223-1443	15,116	15,750
Intermediate Account Clerk, Range A	3.1	4	4	1223-1443	65,366	66,664
Clerical Assistant IIA	3	1.5	1.5	1189-1401	24,219	24,885
Student Assistant	2.9	-	-	(26,119)	-	-
Overtime	-	-	-	(42,659)	-	-
General Administrative Services:						
Student Admissions And Records:						
Senior Administrative Analyst	1	1	1	2924-3530	42,367	42,367
Student Affairs Officer IV - 12 Mo	0.6	0.8	0.8	2655-3202	30,743	30,743
Associate Systems Analyst	0.3	-	-	2578-3109	-	-
Administrator III- 12 Mo.	1.9	1	1	2500-5450	46,176	46,176
Associate Administrative Analyst	0.3	-	-	2425-2924	-	-
Programmer II	1.5	2	2	2273-2739	59,257	62,086
Assistant Systems Analyst	1	1	1	2140-2578	28,735	30,107
Student Affairs Officer - 12 Mo.	1	1	1	2104-2534	30,398	30,398
Administrator II- 12 Mo.	3.6	4.8	4.8	2083-4088	161,198	161,198
Administrative Assistant I	1	1	1	2105-2425	29,102	29,102
Student Affairs Assistant II- 12 Mo	1.9	3	3	1928-2320	78,807	79,893
Credential Analyst	1	1	1	1737-2086	25,022	25,022
Evaluation Technician I	13.2	18.1	18.1	1593-1902	386,858	394,964
Clerical Assistant IVA	3.9	6	6	1524-1814	123,238	125,233
Graphics Spec IIA,graphics Art-techn	1	1	1	1524-1814	21,603	21,764
Senior Data Control Tech., Range A	0.3	2	2	1486-1764	38,402	39,782
Clerical Assistant IIIB	1.9	1	1	1401-1660	18,165	18,955
Clerical Assistant IIIA	44.4	45.5	45.5	1378-1632	855,825	870,509
Temporary Help	2.5	1.1	1.1	(37,468)	18,196	18,196
Data Control Technician, Range A	0.8	1	1	1322-1563	17,991	18,697
Administrator I- 12 Mo.	14.4	15	15	1250-2725	317,610	317,610
Data Entry Operator, Range A	0.3	1	1	1203-1419	16,000	16,679
Clerical Assistant IIA	5.5	5	5	1189-1401	80,389	82,417
Student Assistant	1.2	-	-	(10,668)	-	-
Overtime	-	-	-	(15,121)	-	-
Student Affirmative Action:						
Student Affairs Officer - 12 Mo.	1	1	1	2104-2534	27,494	28,804
Clerical Assistant IIIA	1	1	1	1378-1632	17,371	18,120
Temporary Help	1.5	-	-	(21,438)	-	-
Student Assistant	1.8	-	-	(15,691)	-	-
Employee Personnel And Records:						
Administrator III- 12 Mo.	1	1	1	2500-5450	47,568	47,568
Administrator II- 12 Mo.	2	2	2	2083-4088	64,512	64,512
Clerical Assistant IVA	1	1	1	1524-1814	21,764	21,764
Senior Secretary A	0.8	1	1	1524-1814	20,576	21,523
Clerical Assistant IIIA	-	1	1	1378-1632	16,542	17,247
Temporary Help	0.9	0.1	0.1	(13,231)	1,654	1,654
Administrator I- 12 Mo.	1.9	2	2	1250-2725	47,262	47,262
Clerical Assistant IIA	1.1	1.3	1.3	1189-1401	19,332	19,786
Student Assistant	1.1	-	-	(9,701)	-	-
Overtime	-	-	-	(579)	-	-
Logistical Services:						
Support Operations:						
Administrator III- 12 Mo.	1	1	1	2500-5450	46,632	46,632
Administrator II- 12 Mo.	2	2	2	2083-4088	66,060	66,060
Assistant Administrative Analyst	1	1	1	2015-2425	26,530	27,783
Automotive Mechanic	1.2	2	2	1955-2144	48,022	50,292
Procurement Assistant, Range A	1	1	1	1838-2210	26,530	26,530
Equipment Tech.Electro-Mechanical IA	1.8	1	1	1797-2160	25,929	25,929
Graphic Artist I	0.4	0.1	0.1	1789-2150	2,580	2,580
Truck Driver, Range A	0.3	1	1	1667-1822	21,212	21,856

6610 SAN DIEGO STATE UNIVERSITY—Continued

1
2
3
4
5
6
7
8
9
10
11
12
13
14
15
16
17
18
19
20
21
22
23
24
25
26
27
28
29
30
31
32
33
34
35
36
37
38
39
40
41
42
43
44
45
46
47
48
49
50
51
52
53
54
55
56
57
58
59
60
61
62
63
64
65
66
67
68
69
70
71
72
73
74
75
76
77
78
79
80
81
82
83
84
85
86
87
88
89
90
91
92
93
94
95
96
97
98

ORGANIZATIONAL UNIT Classification	NUMBER OF POSITIONS			EXPENDITURES		
	Filled 1983-84	Authorized 1984-85	Proposed 1985-86	Actual 1983-84	Estimated 1984-85	Proposed 1985-86
				SALARY RANGE		
Reproduction Processes Supervisor IA	0.7	1	1	1557-1855	20,811	21,764
Purchasing Agent, Range A	3.7	6	6	1550-1847	120,091	124,058
Senior Secretary A	0.2	0.5	0.5	1524-1814	9,681	10,103
Shipping Receiving Assistant IA	0.5	1	1	1431-1696	20,354	20,354
Storekeeper IA	1	1	1	1431-1696	20,354	20,354
Secretary B	0.2	-	-	1401-1660	-	-
Clerical Assistant IIIA	5.6	3	3	1378-1632	57,097	57,865
Reproduction Processes Asst, Range A	1.3	2	2	1378-1632	38,962	39,168
Warehouse Worker, Range A	2.9	2	2	1378-1632	39,031	39,168
Temporary Help	7.6	-	-	(111,876)	-	-
Duplicating Machine Oper IIA-Offset	0.7	-	-	1280-1511	-	-
Mail Clerk, Range A	3.3	4	4	1280-1511	72,539	72,539
Administrator I- 12 Mo.	6.7	8	8	1250-2725	171,510	171,510
Telephone Operator, Range A	1.5	1.5	1.5	1189-1401	25,224	25,224
Student Assistant	1	0.2	0.2	(8,922)	1,991	1,991
Overtime	-	-	-	(6,414)	-	-
Public Safety:						
Administrator III- 12 Mo.	1	1	1	2500-5450	45,720	45,720
Supervising Public Safety Officer I	3.9	4	4	2194-2643	126,867	126,867
Public Safety Investigator	2.1	2	2	2095-2523	60,543	60,543
Administrator II- 12 Mo.	0.6	0.5	0.5	2083-4088	16,050	16,050
Public Safety Officer	11.6	14.5	14.5	2001-2408	379,822	392,320
Senior Secretary A	0.8	1	1	1524-1814	18,889	19,705
Secretary B	0.1	-	-	1401-1660	-	-
Public Safety Dispatch, typing, rng A	1	1	1	1401-1660	17,597	18,358
Public Safety Dispatcher, Range A	0.8	1	1	1401-1660	17,115	17,850
Clerical Assistant IIIA	0.5	0.5	0.5	1378-1632	9,381	9,792
Temporary Help	0.8	-	-	(12,340)	-	-
Student Assistant	4.7	-	-	(41,429)	-	-
Overtime	-	-	-	(18,961)	-	-
Evening And Night Shift Differential	-	-	-	(5,736)	-	-
Physical Plant Operations:						
Maintenance Office Administration:						
Administrator III- 12 Mo.	2	2	2	2500-5450	85,188	85,188
Administrator II- 12 Mo.	1.5	2	2	2083-4088	57,152	57,152
Administrative Assistant I	0.3	-	-	2105-2425	-	-
Drafting Technician IIA	0.6	1	1	1970-2370	24,107	25,244
Temporary Help-Plant Operations	0.4	-	-	(8,167)	-	-
Staff Services Tech IA - Admin Sces	0.7	1	1	1703-2044	21,454	22,452
Clerical Assistant IVA	0.9	1	1	1524-1814	21,764	21,764
Storekeeper IA	1	1	1	1431-1696	20,354	20,354
Clerical Assistant IIIA	0.6	0.7	0.7	1378-1632	11,908	12,421
Clerical Assistant IIA	0.6	1	1	1189-1401	15,223	15,865
Student Assistant	2.2	-	-	(19,485)	-	-
Utility Plants:						
Refrigeration Mechanic	3	3	3	2256-2476	89,026	89,140
Administrator II- 12 Mo.	1	1	1	2083-4088	28,296	28,296
Supervising Bldg. Service Engineer	0.3	-	-	2066-2374	-	-
Building Service Engineer	2.7	3	3	1964-2256	81,220	81,220
Operating Engineer	6.1	6	6	1722-1885	134,020	135,335
Building Maintenance Worker	0.8	1	1	1715-1876	20,579	21,503
Student Assistant	1.1	-	-	(10,063)	-	-
Overtime	-	-	-	(2,103)	-	-
Evening And Night Shift Differential	-	-	-	(2,086)	-	-
Building Maintenance:						
Telecommunication Analyst	-	1	1	2578-3109	30,930	32,405
Supervising Electrician	0.6	1	1	2256-2476	29,487	29,713
Supervising Plumber	1	1	1	2256-2476	29,713	29,713
Supervising Carpenter	1	1	1	2154-2363	28,354	28,354
Supervising Painter	1	1	1	2154-2363	28,354	28,354
Electrician II	0.3	1	1	2154-2363	28,354	28,354
Plumber II	0.6	1	1	2154-2363	28,354	28,354
Locksmith II	0.9	1	1	2154-2363	28,247	28,354
Senior Planner-estimator-scheduler	1	1	1	2130-2565	30,786	30,786
Administrator II- 12 Mo.	2.5	3	3	2083-4088	93,972	93,972
Carpenter II	0.8	1	1	2057-2256	26,869	27,073
Painter II	1	1	1	2057-2256	27,073	27,073
Electrician I	4.8	6.2	6.2	2057-2256	162,086	165,153
Plumber I	3.2	4	4	2057-2256	105,904	107,065
Sheet Metal Worker	1	1	1	2057-2256	27,073	27,073
Maintenance Mechanic	0.9	1	1	2057-2256	25,652	26,869
Administrative Assistant I	0.6	1	1	2105-2425	28,223	29,102
Carpenter I	1.8	2	2	1964-2154	50,068	51,207
Painter I	1.4	2	2	1964-2154	50,244	51,594
Locksmith I	2.3	3	3	1964-2154	74,290	76,569
Building Service Engineer	0.6	1	1	1964-2256	24,314	25,458
Building Maintenance Worker	4.6	6	6	1715-1876	130,931	133,030
Temporary Help-Plant Operations	6.4	2.4	2.4	(116,706)	49,389	49,389
Automotive Equipment Operator IA	1	1	1	1667-1822	21,856	21,856
Equipment Maintenance Assistant IA	0.8	1	1	1646-1970	20,470	21,410
Clerical Assistant IVA	0.3	2	2	1524-1814	37,654	39,294
Clerical Assistant IIIA	0.7	-	-	1378-1632	-	-
Warehouse Worker, Range A	1	1	1	1378-1632	17,867	18,633
Stock Clerk, Range A	1	1	1	1328-1570	21,007	21,007

6610 SAN DIEGO STATE UNIVERSITY—Continued

1
2
3
4
5
6
7
8
9
10
11
12
13
14
15
16
17
18
19
20
21
22
23
24
25
26
27
28
29
30
31
32
33
34
35
36
37
38
39
40
41
42
43
44
45
46
47
48
49
50
51
52
53
54
55
56
57
58
59
60
61
62
63
64
65
66
67
68
69
70
71
72
73
74
75
76
77
78
79
80
81
82
83
84
85
86
87
88
89
90
91
92
93
94
95
96
97
98

ORGANIZATIONAL UNIT Classification	NUMBER OF POSITIONS			EXPENDITURES		
	Filled 1983-84	Authorized 1984-85	Proposed 1985-86	Actual 1983-84	Estimated 1984-85	Proposed 1985-86
				SALARY RANGE		
Student Assistant	4.4	-	-	(39,412)	-	-
Overtime	-	-	-	(3,755)	-	-
Evening And Night Shift Differential	-	-	-	(49)	-	-
Grounds Maintenance:						
Administrator II- 12 Mo.	0.5	1.4	1.4	2083-4088	37,748	37,748
Mason	1	1	1	1964-2154	25,846	25,846
Automotive Mechanic	1	1	1	1955-2144	25,727	25,727
Temporary Help-Plant Operations	1.8	-	-	(33,400)	-	-
Skilled Labor	3.8	4	4	1678-1834	86,742	87,692
Automotive Equipment Operator IA	2	2	2	1667-1822	43,711	43,711
Lead Groundswoker, Range A	3.3	3	3	1610-1925	67,827	69,288
Irrigation Specialist	1	1	1	1543-1838	22,065	22,065
Groundswoker, Range A	12.8	13.8	13.8	1419-1610	262,162	264,709
Administrator I- 12 Mo.	1.5	1	1	1250-2725	23,280	23,280
Custodian, Range A	0.1	-	-	1203-1419	-	-
Student Assistant	2.6	-	-	(22,888)	-	-
Overtime	-	-	-	(1,648)	-	-
Evening And Night Shift Differential	-	-	-	(537)	-	-
Custodial Services:						
Senior Administrative Analyst	0.4	-	-	2924-3530	-	-
Administrator III- 12 Mo.	1	1	1	2500-5450	37,848	37,848
Senior Planner-estimator-scheduler	0.9	1	1	2130-2565	30,786	30,786
Sanitarian II	1	1	1	2025-2437	29,245	29,245
Planner-estimator-scheduler	1	1	1	2015-2425	29,102	29,102
Radiation Protection Specialist	-	0.5	0.5	1881-2263	13,578	13,578
Temporary Help-Plant Operations	1.7	-	-	(30,944)	-	-
Truck Driver, Range A	0.7	1	1	1667-1822	21,534	21,856
Clerical Assistant IVA	0.7	1	1	1524-1814	21,442	21,764
Clerical Assistant IIIA	2.1	2.8	2.8	1378-1632	50,454	51,778
Warehouse Worker, Range A	1.3	1	1	1378-1632	19,584	19,584
Lead Custodian, Range A	6.9	11	11	1295-1531	201,437	202,068
Administrator I- 12 Mo.	7.3	9	9	1250-2725	175,842	175,842
Custodian, Range A	113.2	116.4	116.4	1203-1419	1,950,032	1,962,423
Clerical Assistant IIA	0.5	0.5	0.5	1189-1401	8,323	8,408
Overtime	-	-	-	(3,539)	-	-
Evening And Night Shift Differential	-	-	-	(8,353)	-	-
Faculty And Staff Services:						
Overtime	-	-	-	-	97,498	97,498
Management Comp. Adjustment -New	-	-	-	-	-	184,851
Management Comp. Adjust -Continuing	-	-	-	-	681,983	683,991
Evening And Night Shift Differential	-	-	-	-	30,379	30,379
Non-Faculty Reclass - New	-	-	-	-	-	87,216
Non-Faculty Reclass - Continuing	-	-	-	-	87,822	201,991
Management Reclass- New	-	-	-	-	-	22,182
Management Reclass- Continuing	-	-	-	-	16,683	38,371
Community Relations:						
Student Affairs Officer - 12 Mo.	1	1	1	2104-2534	28,694	30,055
Administrator II- 12 Mo.	2	1.7	1.7	2083-4088	55,495	55,495
Public Affairs Assistant I	1.5	1	1	1610-1925	21,982	23,010
Senior Secretary A	1	0.5	0.5	1524-1814	10,882	10,882
Temporary Help	0.5	-	-	(7,815)	-	-
Clerical Assistant IIA	1	-	-	1189-1401	-	-
Student Assistant	0.4	-	-	(3,491)	-	-
Totals, Institutional Support	530.6	521.4	521.4	\$10,369,591	\$12,443,958	\$13,014,232
Independent Operations:						
Institutional Operations:						
Part Time Faculty-AY	20.9	14.2	14.2	(449,339)	342,540	344,889
Programmer II	-	1	1	2273-2739	27,274	28,580
Administrator II- 12 Mo.	0.9	2	2	2083-4088	55,000	55,000
Assistant Budget Analyst	1.1	1	1	2015-2425	29,102	29,102
Administrative Assistant I	0.5	0.5	0.5	2105-2425	14,551	14,551
Building Service Engineer	-	1	1	1964-2256	23,575	24,684
Public Affairs Assistant II	0.2	0.2	0.2	1838-2210	5,266	5,306
Equipment Tech.Electro-Mechanical IA	1.2	2	2	1797-2160	44,310	46,397
Graphic Artist I	0.3	1	1	1789-2150	23,631	24,134
Administrative Aid, Range A	0.1	1	1	1733-2082	20,959	21,934
Building Maintenance Worker	0.2	1	1	1715-1876	20,579	21,503
Staff Services Tech IA - Admin Sees	0.2	0.5	0.5	1703-2044	11,889	12,256
Junior Staff Analyst	1	1	1	1681-2015	24,180	24,180
Accounting Technician IIIA	-	1	1	1660-1988	19,910	20,798
Media Production Specialist I	1	2	2	1646-1970	40,833	42,687
Evaluation Technician I	-	0.2	0.2	1593-1902	4,781	4,987
Clerical Assistant IVA	3.1	5.7	5.7	1524-1814	108,885	113,203
Senior Secretary A	1.2	1.5	1.5	1524-1814	29,180	30,457
Instructional Support Asst. IIA	2.3	2	2	1449-1718	37,866	39,521
Senior Cashier Clerk, Range A	0.6	2	2	1419-1681	34,912	36,408
Accounting Technician IIA	2	2	2	1419-1681	35,908	37,447
Clerical Assistant IIIB	0.5	0.5	0.5	1401-1660	9,445	9,853
Secretary B	0.2	-	-	1401-1660	-	-
Clerical Assistant IIIA	4.8	10.4	10.4	1378-1632	182,693	187,854
Secretary A	1	1	1	1378-1632	18,761	19,584
Reproduction Processes Asst, Range A	0.2	0.2	0.2	1378-1632	4,135	4,312
Temporary Help	11	11.4	11.4	(162,527)	188,579	188,579

6610 SAN DIEGO STATE UNIVERSITY—Continued

1
2
3
4
5
6
7
8
9
10
11
12
13
14
15
16
17
18
19
20
21
22
23
24
25
26
27
28
29
30
31
32
33
34
35
36
37
38
39
40
41
42
43
44
45
46
47
48
49
50
51
52
53
54
55
56
57
58
59
60
61
62
63
64
65
66
67
68
69
70
71
72
73
74
75
76
77
78
79
80
81
82
83
84
85
86
87
88
89
90
91
92
93
94
95
96
97
98

ORGANIZATIONAL UNIT

NUMBER OF POSITIONS

EXPENDITURES

Classification

Filled
1983-84

Authorized
1984-85

Proposed
1985-86

Actual
1983-84

Estimated
1984-85

Proposed
1985-86

SALARY RANGE

Classification	Filled 1983-84	Authorized 1984-85	Proposed 1985-86	Actual 1983-84	Estimated 1984-85	Proposed 1985-86
Duplicating Machine Oper IIA-Offset	2.9	3.5	3.5	1280-1511	61,686	62,574
Mail Clerk, Range A	2	3	3	1280-1511	50,787	52,175
Administrator I- 12 Mo.	1	1	1	1250-2725	26,748	26,748
Assistant Cashier-Clerk, Range A	0.9	0.5	0.5	1223-1443	7,483	7,795
Intermediate Account Clerk, Range A	0.7	1	1	1223-1443	16,191	16,873
Clerical Assistant IIA	6.5	11.1	11.1	1189-1401	169,995	175,609
Telephone Operator, Range A	0.5	0.5	0.5	1189-1401	8,408	8,408
Duplicating Machine Operator IA	1.1	1.5	1.5	1147-1350	22,171	23,099
Student Assistant	20.9	25	25	(186,002)	248,880	248,880
Overtime	-	-	-	(39,124)	55,906	55,906
Management Comp. Adjust -Continuing	-	-	-	-	7,570	7,570
Evening And Night Shift Differential	-	-	-	(445)	539	539
Totals, Independent Operations ..	91	113.4	113.4	\$1,488,293	\$2,035,108	\$2,074,382
Totals, General Fund	2981.7	2894.8	2894.8	\$71,538,140	\$84,357,780	\$86,706,775
Dormitory Revenue Fund- Housing:						
Student Service:						
Student Support:						
Student Affairs Officer - 12 Mo.	1	1	1	2104-2534	30,169	30,398
Superv Stndt Affairs Off III-12 Mo.	1	1	1	2104-2534	30,398	30,398
Student Affairs Assistant II- 12 Mo	1	1	1	1928-2320	26,378	27,625
Clerical Assistant IIIA	1.5	2	2	1378-1632	33,436	34,866
Temporary Help	5.4	3.3	3.3	(79,853)	54,588	54,588
Administrator I- 12 Mo.	1	1	1	1250-2725	21,924	21,924
Clerical Assistant IIA	1.9	2.5	2.5	1189-1401	38,091	39,336
Student Assistant	7.9	8.2	8.2	(69,852)	81,633	81,633
Overtime	-	-	-	(196)	-	-
Totals, Student Service	20.7	20	20	\$307,115	\$316,617	\$320,768
Institutional Support:						
Logistical Services:						
Administrative Assistant II	1	1	1	2425-2924	35,095	35,095
Clerical Assistant IVA	0.2	-	-	1524-1814	-	-
Clerical Assistant IIIA	0.3	1.5	1.5	1378-1632	26,980	27,721
Student Assistant	3.2	4.6	4.6	(28,609)	45,794	45,794
Physical Plant Operations:						
Maintenance Mechanic	1	1	1	2057-2256	27,073	27,073
Building Maintenance Worker	2.6	3	3	1715-1876	66,207	67,184
Temporary Help-Plant Operations	1.1	0.6	0.6	(20,424)	12,348	12,348
Clerical Assistant IIIA	-	0.5	0.5	1378-1632	9,792	9,792
Administrator I- 12 Mo.	1.3	1	1	1250-2725	20,010	20,010
Custodian, Range A	13.9	15	15	1203-1419	241,490	246,987
Student Assistant	6.5	7	7	(58,100)	69,686	69,686
Faculty And Staff Services:						
Management Comp. Adjust -Continuing	-	-	-	-	3,883	3,883
Totals, Institutional Support	31.1	35.2	35.2	\$448,641	\$558,358	\$565,573
Totals, Dormitory Revenue Fund- Housing	51.8	55.2	55.2	\$755,756	\$874,975	\$886,341
Dormitory Revenue Fund- Parking:						
Institutional Support:						
Financial Operations:						
Clerical Assistant IVA	0.9	1	1	1524-1814	20,724	21,684
Temporary Help	0.4	-	-	(6,057)	-	-
Student Assistant	3.5	2	2	(31,306)	19,910	19,910
Logistical Services:						
Administrative Assistant II	-	0.5	0.5	2425-2924	14,551	15,249
Administrator II- 12 Mo.	0.6	0.5	0.5	2083-4088	16,050	16,050
Parking Officer, Range A	3.4	4	4	1425-1688	74,733	76,195
Clerical Assistant IIIB	1	1	1	1401-1660	19,910	19,910
Public Safety Dispatch, typing, rng A	1.5	1	1	1401-1660	19,568	19,910
Public Safety Dispatcher, Range A	1.3	2	2	1401-1660	36,682	38,266
Clerical Assistant IIIA	1.5	1.5	1.5	1378-1632	27,000	28,168
Temporary Help	-	0.2	0.2	16536- YR.	3,309	3,309
Student Assistant	3.5	1.2	1.2	(31,306)	11,946	11,946
Evening And Night Shift Differential	-	-	-	(929)	-	-
Physical Plant Operations:						
Painter I	1	1	1	1964-2154	25,846	25,846
Temporary Help-Plant Operations	1.3	-	-	(24,392)	-	-
Skilled Labor	2.5	3	3	1678-1834	63,162	65,036
Automotive Equipment Operator IA	1	1	1	1667-1822	21,856	21,856
Student Assistant	4.3	1.6	1.6	(37,891)	15,928	15,928
Evening And Night Shift Differential	-	-	-	(49)	-	-
Faculty And Staff Services:						
Management Comp. Adjust -Continuing	-	-	-	-	4,534	4,534
Totals, Institutional Support	27.7	21.5	21.5	\$397,276	\$395,709	\$403,797
Independent Operations:						
Campus Innovation:						
Administrative Assistant II	0.5	-	-	2425-2924	-	-
Administrator II- 12 Mo.	0.5	1	1	2083-4088	32,916	32,916
Temporary Help	-	2.4	2.4	16536- YR.	39,701	39,701

6610 SAN DIEGO STATE UNIVERSITY—Continued

1
2
3
4
5
6
7
8
9
10
11
12
13
14
15
16
17
18
19
20
21
22
23
24
25
26
27
28
29
30
31
32
33
34
35
36
37
38
39
40
41
42
43
44
45
46
47
48
49
50
51
52
53
54
55
56
57
58
59
60
61
62
63
64
65
66
67
68
69
70
71
72
73
74
75
76
77
78
79
80
81
82
83
84
85
86
87
88
89
90
91
92
93
94
95
96
97
98

ORGANIZATIONAL UNIT Classification	NUMBER OF POSITIONS			EXPENDITURES		
	Filled 1983-84	Authorized 1984-85	Proposed 1985-86	Actual 1983-84	Estimated 1984-85	Proposed 1985-86
				SALARY RANGE		
Clerical Assistant IIA	2	2	2	1189-1401	30,212	32,614
Student Assistant	1.2	5.3	5.3	(10,971)	52,763	52,763
Evening And Night Shift Differential	-	-	-	-	-	-
Totals, Independent Operations ..	4.2	10.7	10.7	\$68,888	\$155,592	\$157,994
Totals, Dormitory Revenue Fund- Parking	31.9	32.2	32.2	\$466,164	\$551,301	\$561,791
Continuing Education Revenue Fund:						
Instruction:						
Special Session Instruction:						
Temporary Help	0.4	-	-	(6,266)	-	-
Student Assistant	3.2	1.7	1.7	(28,013)	16,924	16,924
Summer Session Faculty	54.3	54.4	54.4	(937,492)	1,049,803	1,049,803
Extension Instruction:						
Student Assistant	2.3	2	2	(20,294)	19,910	19,910
Extension Faculty	24.2	24.7	24.7	(328,820)	353,953	387,575
Totals, Instruction	84.4	82.8	82.8	\$1,320,885	\$1,440,590	\$1,474,212
Academic Support:						
Libraries:						
Student Assistant	2	-	-	(18,133)	-	-
Audio-Visual Services:						
Student Assistant	1.3	-	-	(11,670)	-	-
Totals, Academic Support	3.3	-	-	\$29,803	-	-
Student Service:						
Counseling And Career Guidance:						
Temporary Help	0.3	-	-	(4,606)	-	-
Student Support:						
Temporary Help	-	1.5	1.5	16536- YR.	24,813	24,813
Totals, Student Service	0.3	1.5	1.5	\$4,606	\$24,813	\$24,813
Institutional Support:						
Executive Management:						
Administrator III- 12 Mo.	1	1	1	2500-5450	50,952	50,952
Administrator II- 12 Mo.	3	3	3	2083-4088	95,364	95,364
Administrative Assistant I	-	1	1	2105-2425	24,180	25,329
Programmer I	1	1	1	1907-2294	25,886	27,117
Public Affairs Assistant II	1	1	1	1838-2210	26,330	26,530
Administrative Aid, Range A	1	1	1	1733-2082	23,407	24,508
Staff Services Tech IA - Admin Sces	1.7	1.6	1.6	1703-2044	35,251	36,876
Clerical Assistant IVA	1.8	2	2	1524-1814	42,402	43,529
Senior Secretary A	0.8	1	1	1524-1814	18,291	19,088
Clerical Assistant IIIA	0.8	1	1	1378-1632	16,718	17,433
Temporary Help	1.4	0.5	0.5	(20,990)	8,271	8,271
Student Assistant	6.6	4.7	4.7	(58,676)	46,789	46,789
General Administrative Services:						
Temporary Help	0.3	0.3	0.3	(4,178)	4,962	4,962
Student Assistant	0.2	-	-	(2,192)	-	-
Faculty And Staff Services:						
Management Comp. Adjust -Continuing	-	-	-	-	13,549	13,549
Totals, Institutional Support	20.6	19.1	19.1	\$383,719	\$432,352	\$440,297
Totals, Continuing Education Revenue Fund	108.6	103.4	103.4	\$1,739,013	\$1,897,755	\$1,939,322
Totals, San Diego State University	3174	3085.6	3085.6	\$74,499,073	\$87,681,811	\$90,094,229

6610 CALIFORNIA STATE UNIVERSITY, NORTHRIDGE ¹

General Fund:				SALARY RANGE		
Instruction:						
Regular Instruction:						
Institutional Support:						
Depart. Chair-Assoc. Dean - 12 Mo.	0.1	-	-	\$1619-4085	-	-
Administrator IV- 12 Mo.	10.1	8	8	3333-6813	\$423,624	\$423,624
Depart. Chair-Assoc. Dean - AY	-	4.1	4.1	1426-3544	170,973	172,645
Coordinator-Teacher Education-AY	-	4.8	4.8	1426-3544	136,976	152,430
Administrator III- 12 Mo.	15.7	30.5	30.5	2500-5450	1,367,058	1,367,058
Speech Pathologist	1	1	1	2231-2688	32,261	32,261
Instructional Support Tech. III	1	1	1	2160-2602	28,897	30,268
Equipment Tech.Electronic III	1	1	1	2160-2602	31,217	31,217
Supv Equip Tech III-Mechanical	2	2	2	2160-2602	62,434	62,434
Administrator II- 12 Mo.	18.9	14	14	2083-4088	463,008	463,008
Research Technician II	1.9	2	2	2105-2425	53,282	54,430
Instructional Support Tech. IIA	5.9	5	5	1970-2370	142,137	142,245

¹The Salary Range and amounts shown in 1984-85 and 1985-86 for the California State University do reflect the 1984-85 fiscal year salary increase adjustment.

6610 CALIFORNIA STATE UNIVERSITY, NORTHRIDGE—Continued

1
2
3
4
5
6
7
8
9
10
11
12
13
14
15
16
17
18
19
20
21
22
23
24
25
26
27
28
29
30
31
32
33
34
35
36
37
38
39
40
41
42
43
44
45
46
47
48
49
50
51
52
53
54
55
56
57
58
59
60
61
62
63
64
65
66
67
68
69
70
71
72
73
74
75
76
77
78
79
80
81
82
83
84
85
86
87
88
89
90
91
92
93
94
95
96
97
98

ORGANIZATIONAL UNIT

NUMBER OF POSITIONS

EXPENDITURES

Classification

Filled
1983-84

Authorized
1984-85

Proposed
1985-86

Actual
1983-84

Estimated
1984-85

Proposed
1985-86

SALARY RANGE

Classification	Filled 1983-84	Authorized 1984-85	Proposed 1985-86	Actual 1983-84	Estimated 1984-85	Proposed 1985-86
Supv Instructional Support Tech IIA	1	1	1	1970-2370	28,449	28,449
Stage Technician IIA	1	1	1	1970-2370	28,449	28,449
Piano Technician IIA	1	1	1	1970-2370	28,449	28,449
Equipment Technician,mechanical IIA	4	4	4	1970-2370	113,796	113,796
Equip.Tech.Electro-Mechanical IIA	2	2	2	1970-2370	54,787	56,036
Equipment Technician,electronic IIA	6.3	7	7	1970-2370	194,352	196,828
Media Production Specialist II	1	1	1	1970-2370	28,449	28,449
Student Affairs Assistant II- I2 Mo	1	1	1	1928-2320	27,834	27,834
Slide Curator IIA	0.9	1	1	1855-2231	26,778	26,778
Public Affairs Assistant II	1	1	1	1838-2210	26,330	26,530
Instructional Support Tech. IA	7.4	8.5	8.5	1797-2160	216,512	218,473
Stage Technician IA	1	1	1	1797-2160	25,929	25,929
Costume Technician IIA	1	1	1	1797-2160	25,929	25,929
Equipment Technician,mechanical IA	1	1	1	1797-2160	24,754	25,929
Equipment Tech.Electro-Mechanical IA	2	3.5	3.5	1797-2160	82,389	85,034
Equipment Technician,electronic IA	1.9	2	2	1797-2160	47,498	48,503
Equipment Tech.Specialized Equip. IA	-	-	-	1797-2160	-	-
Graphic Artist I	0.1	0.5	0.5	1789-2150	10,732	11,235
Credential Analyst	0.5	0.5	0.5	1737-2086	12,136	12,511
Administrative Aid, Range A	3	3	3	1733-2082	71,636	72,650
Accompanist IIA	3	3	3	1718-2063	73,708	74,263
Instructional Support Asst. IIA	4	15.8	15.8	1646-1970	285,682	335,049
Equipment Maintenance Assistant IA	2	2	2	1646-1970	47,110	47,289
Administrative Secretary, Range A	1	1	1	1624-1943	23,318	23,318
Evaluation Technician I	2.9	3	3	1593-1902	68,474	68,474
Reproduction Processes Supervisor IA	0.9	1	1	1557-1855	18,683	19,493
Depart Secretary IIIA	1	1	1	1524-1814	21,764	21,764
Depart Secretary IIIA, Stenography	10.7	11	11	1524-1814	210,653	213,238
Clerical Assistant IVA	5.1	6	6	1524-1814	128,821	130,506
Senior Secretary A	12.1	13	13	1524-1814	277,954	280,019
Editorial Aid, Range A	1	1	1	1461-1733	20,798	20,798
Athletic Equipment Attendant IIA	5	5	5	1449-1718	102,931	105,253
Instructional Support Asst. IIA	9.4	11.5	11.5	1449-1718	225,907	230,522
Depart Secretary IIA, Stenography	24.1	26.8	26.8	1401-1660	526,075	526,311
Clerical Assistant IIIB	12.4	14	14	1401-1660	271,019	273,315
Graphics Spec. IA	2	2	2	1401-1660	39,821	39,821
Depart Secretary IIA, Dictating	0.7	-	-	1378-1632	-	-
Clerical Assistant IIIA	5.2	5.6	5.6	1378-1632	105,477	107,472
Temporary Help	26.5	0.7	0.7	(391,897)	11,580	11,580
Power Keyboard Operator, Range A	0.9	0.5	0.5	1350-1597	8,101	8,441
Depart Secretary IA, Stenography	3.2	2	2	1301-1537	36,896	36,896
Depart Secretary IA, Dictating	0.6	1	1	1301-1537	17,379	18,127
Athletic Equipment Attendant IA	1	1	1	1290-1524	16,996	17,724
Instructional Support Asst. IA	3.3	6	6	1290-1524	98,424	102,203
Depart Secretary IA	0.5	0.5	0.5	1280-1511	9,067	9,067
Clerical Assistant IIB	29.5	30.4	30.4	1253-1480	527,049	534,162
Administrator I- 12 Mo.	2.5	3	3	1250-2725	65,400	65,400
Duplicat Mach Oper IIA-Direct Impr.	1.6	1.3	1.3	1233-1455	22,710	22,710
Intermediate Account Clerk, Range A	0.5	0.5	0.5	1223-1443	8,640	8,640
Clerical Assistant IIA	10.5	12.3	12.3	1189-1401	196,579	201,205
Student Assistant	29	12.9	12.9	(257,559)	128,422	128,422
Overtime	-	-	-	(10,148)	-	-
Evening And Night Shift Differential	-	-	-	(1,041)	-	-
Instructional Faculty:						
Grant-Related Inst. Faculty - AY	0.8	-	-	1487-4492	-	-
Professor - 12 Mo	5.9	1	1	3381-4085	43,945	46,393
Head Coach-12 Month	3.8	3	3	3381-4085	143,817	147,073
Lecturer - AY - D	6.1	6	6	2936-3544	245,254	250,649
Professor - AY	514.7	531.3	531.3	2936-3544	21,904,665	22,396,499
Part Time Faculty-AY	186.3	-	-	(4,003,447)	-	-
Coach-12 Month	2.2	3	3	2674-3225	106,821	110,867
Lecturer - AY - C	9.2	7	7	2325-2802	219,734	225,653
Associate Professor-AY	131	137.5	137.5	2325-2802	4,352,889	4,517,078
Coach-AY	1.8	1	1	2325-2802	29,025	30,624
Assistant Professor-12 Month	1	1.9	1.9	2120-2552	52,655	55,527
Coaching Specialist-12 Month	1	1	1	2120-2552	30,416	30,624
Sabbatical Leave Replacement	-	18.5	18.5	1426-3544	444,257	449,326
Faculty Development Leaves	1.4	-	-	(29,153)	-	-
Substitute Faculty	0.5	-	-	(10,962)	-	-
Lecturer - AY - B	50.9	54	54	1847-2220	1,353,777	1,414,915
Assistant Professor-AY	75.8	246.4	246.4	1847-2220	5,891,839	6,277,281
Coaching Specialist-AY	2.9	5	5	1847-2220	117,649	122,773
Lecturer - AY - A	17	14	14	1689-2024	325,763	334,645
Instructor-AY	1.8	2	2	1689-2024	46,819	48,396
Graduate Assistant	37.5	-	-	(167,863)	-	-
Faculty Promotions - New	-	-	-	-	-	66,163
Faculty Promotions - Continuing	-	-	-	-	67,634	156,624
Market Condition Salary Supplements	-	-	-	-	2,919	-
Instructionally Related Activities:						
Temporary Help	-	-	-	(150)	-	-
Totals, Instruction	1358.4	1341.8	1341.8	\$37,785,592	\$42,962,371	\$44,382,003

6610 CALIFORNIA STATE UNIVERSITY, NORTHRIDGE--Continued

ORGANIZATIONAL UNIT	NUMBER OF POSITIONS			EXPENDITURES			
	Classification	Filled 1983-84	Authorized 1984-85	Proposed 1985-86	Actual 1983-84	Estimated 1984-85	Proposed 1985-86
Academic Support:							
Libraries:							
Librarian-12 Month	5.7	5	5	2709-3268	194,152	196,085	
Supervising Assoc Systems Analyst	1	-	-	2578-3109	-	-	
Administrator III- 12 Mo.	3	3	3	2500-5450	133,404	133,404	
Superv Assoc. Librarian-12 Month	3	3	3	2467-2974	113,051	114,127	
Associate Librarian-12 Month	9.9	8	8	2467-2974	283,326	285,541	
Programmer II	1	1	1	2273-2739	32,875	32,875	
Administrator II- 12 Mo.	-	1	1	2083-4088	32,256	32,256	
Administrative Assistant I	0.9	1	1	2105-2425	24,563	25,729	
Senior Assistant Librarian-12 Month	6.4	5	5	1914-2646	147,847	151,399	
Staff Services Tech IA - Admin Sces	0.8	1	1	1703-2044	20,763	21,703	
Supervising Library Assistant IIIA	3	4	4	1699-2038	97,838	97,838	
Assistant Librarian-12 Month	2	7.7	7.7	1652-2270	227,990	233,948	
Senior Computer Operator, Range A	1	1	1	1610-1925	22,752	23,096	
Supervising Library Assistant IIA	2.7	4	4	1560-1859	84,366	85,177	
Library Assistant IIA	7.7	8	8	1557-1855	170,048	174,065	
Senior Account Clerk, Range A	1	1	1	1419-1681	20,124	20,124	
Accounting Technician IIA	1	1	1	1419-1681	20,124	20,124	
Clerical Assistant IIIB	1	-	-	1401-1660	-	-	
Secretary B	4.4	5	5	1401-1660	95,502	97,039	
Clerical Assistant IIIA	0.8	2	2	1378-1632	36,570	37,281	
Reproduction Processes Asst, Range A	0.5	-	-	1378-1632	-	-	
Library Assistant IA	14	15	15	1378-1632	288,262	291,208	
Temporary Help	4.7	16.5	16.5	(68,762)	272,942	272,942	
Clerical Assistant IIA	7.1	7.5	7.5	1189-1401	125,951	126,121	
Student Assistant	34.5	16.7	16.7	(306,243)	166,252	166,252	
Evening And Night Shift Differential	-	-	-	(455)	-	-	
Audio-Visual Services:							
Audio Visual Coordinator-12 Month	0.2	1	1	1619-4085	27,715	29,225	
Assistant Audio Visual Coordinat-AY	0.4	3	3	1426-3544	60,306	75,734	
Administrator III- 12 Mo.	0.6	1	1	2500-5450	45,720	45,720	
Administrator III- A.Y.	0.6	1	1	2500-5450	31,760	31,760	
Supv Equip Tech III-Electronic	1	1	1	2160-2602	31,217	31,217	
Photographer II	1	-	-	2053-2472	-	-	
Graphic Artist II	1	2	2	2053-2472	53,964	55,462	
Administrative Assistant I	0.7	-	-	2105-2425	-	-	
Equipment Technician,electronic IIA	2.6	3	3	1970-2370	85,347	85,347	
Media Production Specialist II	3.9	3.8	3.8	1970-2370	109,111	109,111	
Supv Instructional Support Tech IA	1	1	1	1797-2160	25,929	25,929	
Photographer I	1	2	2	1789-2150	51,597	51,597	
Media Production Specialist I	1	1	1	1646-1970	23,644	23,644	
Clerical Assistant IVA	0.4	-	-	1524-1814	-	-	
Senior Secretary A	0.6	1	1	1524-1814	21,764	21,764	
Clerical Assistant IIIA	1	1	1	1378-1632	19,584	19,584	
Temporary Help	2.3	0.8	0.8	(34,363)	13,233	13,233	
Instructional Support Asst. IA	3.8	3	3	1290-1524	52,073	53,515	
Clerical Assistant IIB	0.9	-	-	1253-1480	-	-	
Student Assistant	1.9	0.1	0.1	(17,009)	996	996	
Television Services:							
Equipment Tech.Electronic III	-	1	1	2160-2602	31,217	31,217	
Administrator II- 12 Mo.	1	1	1	2083-4088	35,652	35,652	
Equipment Technician,electronic IIA	-	1	1	1970-2370	23,644	24,754	
Temporary Help	3.6	-	-	(53,722)	-	-	
Computing Support:							
Programmer III	0.8	-	-	2739-3305	-	-	
Instruct. Computing Consultant III	-	1	1	2739-3305	39,664	39,664	
Associate Systems Analyst	1.5	1	1	2578-3109	33,829	35,455	
Assoc. Systems Software Specialist	1.5	2	2	2578-3109	71,537	73,336	
Administrator III- 12 Mo.	5.3	5.5	5.5	2500-5450	226,715	226,715	
Programmer II	2.2	3	3	2273-2739	96,406	97,874	
Instruct. Computing Consultant II	2.4	2	2	2273-2739	59,899	61,455	
Assistant Systems Analyst	0.3	1	1	2140-2578	30,930	30,930	
Assist Systems Software Specialist	0.3	-	-	2140-2578	-	-	
Administrator II- 12 Mo.	1	1	1	2083-4088	32,268	32,268	
Equipment Technician,electronic IIA	1	1	1	1970-2370	28,341	28,449	
Programmer I	1.9	3	3	1907-2294	75,316	77,568	
Instruct. Computing Consultant I	1.4	2	2	1907-2294	47,694	49,945	
Staff Services Tech IA - Admin Sces	0.6	1	1	1703-2044	20,459	21,372	
Senior Computer Operator, Range A	3.1	3	3	1610-1925	61,883	63,589	
Senior Data Control Tech., Range A	2	2	2	1486-1764	42,354	42,354	
Computer Operator, Range A	1.8	3	3	1419-1681	53,091	55,381	
Temporary Help	4.5	-	-	(66,131)	-	-	
Senior Data Entry Operator, Range A	1	1	1	1344-1590	19,088	19,088	
Administrator I- 12 Mo.	1.2	2	2	1250-2725	43,482	43,482	
Student Assistant	1.9	-	-	(17,147)	-	-	
Overtime	-	-	-	(6,587)	-	-	
Evening And Night Shift Differential	-	-	-	(1,708)	-	-	
Ancillary Support:							
Deaf Project:							
Administrator III- 12 Mo.	3	3	3	2500-5450	135,024	135,024	
Student Affairs Officer - 12 Mo.	1.8	2	2	2104-2534	55,655	56,846	
Media Production Specialist II	1	1	1	1970-2370	28,449	28,449	
Student Affairs Assistant II- 12 Mo	1	1	1	1928-2320	27,834	27,834	
Student Affairs Officer III - AY	0.1	1	1	1833-2204	22,001	23,034	
Administrative Aid, Range A	1	1	1	1733-2082	20,798	21,764	

6610 CALIFORNIA STATE UNIVERSITY, NORTHRIDGE—Continued

1
2
3
4
5
6
7
8
9
10
11
12
13
14
15
16
17
18
19
20
21
22
23
24
25
26
27
28
29
30
31
32
33
34
35
36
37
38
39
40
41
42
43
44
45
46
47
48
49
50
51
52
53
54
55
56
57
58
59
60
61
62
63
64
65
66
67
68
69
70
71
72
73
74
75
76
77
78
79
80
81
82
83
84
85
86
87
88
89
90
91
92
93
94
95
96
97
98

ORGANIZATIONAL UNIT Classification	NUMBER OF POSITIONS			EXPENDITURES		
	Filled 1983-84	Authorized 1984-85	Proposed 1985-86	Actual 1983-84	Estimated 1984-85	Proposed 1985-86
				SALARY RANGE		
Temporary Help	2.6	2.2	2.2	(38,767)	36,393	36,393
Clerical Assistant IIB	0.3	-	-	1253-1480	-	-
Clerical Assistant IIA	0.6	1	1	1189-1401	17,756	17,756
Student Assistant	3.5	-	-	(31,509)	-	-
Student Writing Skills:						
Part Time Faculty-AY	5.7	-	-	(121,528)	-	-
Temporary Help	0.4	-	-	(6,394)	-	-
Student Assistant	3.4	-	-	(30,197)	-	-
Totals, Academic Support	207.7	192.8	192.8	\$4,150,552	\$4,682,297	\$4,749,820
Student Service:						
Social And Cultural Development:						
Administrator III- 12 Mo.	1	1	1	2500-5450	46,176	46,176
Student Affairs Officer - 12 Mo.	2	2	2	2104-2534	60,109	60,796
Administrator II- 12 Mo.	0.5	0.5	0.5	2083-4088	13,944	13,944
Student Affairs Assistant II- 12 Mo.	3	3	3	1928-2320	74,111	76,283
Superv Stdnt Affairs Asst II -12 Mo.	1	1	1	1928-2320	23,139	24,224
Stud. Pers Tech, Financial Aid, Rg A	1	1	1	1593-1902	22,825	22,825
Clerical Assistant IIIA	1.5	1.5	1.5	1378-1632	26,739	27,885
Temporary Help	2.6	-	-	(38,602)	-	-
Clerical Assistant IIB	-	0.5	0.5	1253-1480	7,282	7,586
Student Assistant	5.2	-	-	(45,876)	-	-
Supplementary Educational Serv.-Eop:						
Administrator III- 12 Mo.	1	1	1	2500-5450	44,652	44,652
Assistant Professor-12 Month	-	1	1	2120-2552	27,124	27,310
Student Affairs Officer - 12 Mo.	1	1	1	2104-2534	28,914	30,283
Superv Stdnt Affairs Off III-12 Mo.	1	1	1	2104-2534	30,398	30,398
Administrative Assistant I	1	1	1	2105-2425	29,102	29,102
Student Affairs Assistant II- 12 Mo.	7.3	8	8	1928-2320	213,662	217,180
Superv Stdnt Affairs Asst II -12 Mo.	-	1	1	1928-2320	27,834	27,834
Clerical Assistant IVA	1	1	1	1524-1814	19,842	20,724
Clerical Assistant IIIA	1	0.5	0.5	1378-1632	8,271	8,623
Temporary Help	2.4	1.4	1.4	(35,505)	23,159	23,159
Clerical Assistant IIB	3	3	3	1253-1480	50,500	51,897
Clerical Assistant IIA	1	1	1	1189-1401	16,816	16,816
Student Assistant	7.2	11.2	11.2	(64,300)	111,498	111,498
Counseling And Career Guidance:						
Counseling:						
Professor - 12 Mo	1	1	1	3381-4085	48,691	49,024
Counselor - 12 Mo - Professor	1	1	1	3357-4056	48,671	48,671
Student Affairs Officer V - 12 Mo	1	1	1	3357-4056	48,294	48,671
Counselor - AY - Professor	6	6	6	2915-3519	253,333	253,333
Student Affairs Officer V - AY	3.6	4	4	2915-3519	162,399	164,801
Student Affairs Officer IV - 12 Mo	1	2	2	2655-3202	72,718	73,013
Administrator III- 12 Mo.	0.5	1	1	2500-5450	46,176	46,176
Student Affairs Officer IV - AY	1.2	3	3	2309-2782	98,368	99,885
Student Affairs Officer - 12 Mo.	4.3	2	2	2104-2534	59,092	60,452
Administrator II- 12 Mo.	1	2	2	2083-4088	64,824	64,824
Student Affairs Assistant II- 12 Mo.	-	1	1	1928-2320	27,834	27,834
Student Affairs Trainee	0.7	0.8	0.8	1546-1684	15,433	16,110
Clerical Assistant IVA	1	1	1	1524-1814	21,764	21,764
Clerical Assistant IIIA	1	1.5	1.5	1378-1632	28,583	29,099
Temporary Help	6.1	-	-	(90,574)	-	-
Clerical Assistant IIB	3	3.9	3.9	1253-1480	64,969	66,534
Clerical Assistant IIA	1	-	-	1189-1401	-	-
Testing:						
Student Affairs Officer IV - AY	1	1	1	2309-2782	33,380	33,380
Student Affairs Assistant II- 12 Mo	1	1	1	1928-2320	27,834	27,834
Clerical Assistant IIIB	1	1	1	1401-1660	19,910	19,910
Placement:						
Superv Stdnt Affairs Off IV-12 Mo	1	1	1	2655-3202	38,429	38,429
Administrator III- 12 Mo.	-	1	1	2500-5450	46,176	46,176
Student Affairs Assistant II- 12 Mo	7	8	8	1928-2320	216,907	219,491
Placement Interviewer, Range A	1.3	1.5	1.5	1514-1800	30,692	31,085
Secretary B	0.9	1	1	1401-1660	19,910	19,910
Clerical Assistant IIIA	0.5	0.5	0.5	1378-1632	9,792	9,792
Temporary Help	-	0.5	0.5	16536- YR.	8,271	8,271
Clerical Assistant IIB	2	1	1	1253-1480	16,967	17,695
Clerical Assistant IIA	-	1	1	1189-1401	16,816	16,816
Student Assistant	3	-	-	(26,350)	-	-
Financial Aid:						
Superv Stdnt Affairs Off IV-12 Mo	1	1	1	2655-3202	38,429	38,429
Associate Systems Analyst	0.3	-	-	2578-3109	-	-
Administrator III- 12 Mo.	-	1	1	2500-5450	46,176	46,176
Counselor - 12 Mo - Asst Professor	0.8	1	1	2104-2534	30,398	30,398
Student Affairs Officer - 12 Mo.	-	1	1	2104-2534	25,257	26,448
Superv Stdnt Affairs Off III-12 Mo.	0.8	1	1	2104-2534	30,398	30,398
Administrative Assistant I	0.5	0.5	0.5	2105-2425	12,090	12,664
Student Affairs Assistant II- 12 Mo	7	11	11	1928-2320	290,132	294,614
Student Affairs Assistant I - 12 Mo	0.6	-	-	1684-2019	-	-
Clerical Assistant IVA	3	3	3	1524-1814	65,293	65,293
Placement Interviewer, Range A	-	0.5	0.5	1514-1800	10,804	10,804
Clerical Assistant IIIA	3.8	5	5	1378-1632	97,920	97,920
Temporary Help	2.2	0.4	0.4	(32,013)	6,617	6,617

6610 CALIFORNIA STATE UNIVERSITY, NORTHRIDGE—Continued

1
2
3
4
5
6
7
8
9
10
11
12
13
14
15
16
17
18
19
20
21
22
23
24
25
26
27
28
29
30
31
32
33
34
35
36
37
38
39
40
41
42
43
44
45
46
47
48
49
50
51
52
53
54
55
56
57
58
59
60
61
62
63
64
65
66
67
68
69
70
71
72
73
74
75
76
77
78
79
80
81
82
83
84
85
86
87
88
89
90
91
92
93
94
95
96
97
98

ORGANIZATIONAL UNIT Classification	NUMBER OF POSITIONS			EXPENDITURES		
	Filled 1983-84	Authorized 1984-85	Proposed 1985-86	Actual 1983-84	Estimated 1984-85	Proposed 1985-86
				SALARY RANGE		
Clerical Assistant IIB	-	0.5	0.5	1253-1480	8,878	8,878
Administrator I- 12 Mo.	1	2	2	1250-2725	40,008	40,008
Clerical Assistant IIA	-	0.4	0.4	1189-1401	5,825	6,069
Student Assistant	0.1	-	-	(887)	-	-
Overtime	-	-	-	(103)	-	-
Student Support:						
Health Services:						
Physician II-12 Mo - Range A	0.2	0.2	0.2	4680-5664	13,596	13,596
Physician II-10 Mo - Range A	0.5	1.4	1.4	4680-5664	72,409	74,011
Physician I-12 Mo - Range A	0.3	0.8	0.8	4462-5374	42,839	44,922
Physician I-10 Mo - Range A	5.8	6.9	6.9	4462-5374	359,000	361,820
Administrator IV- 12 Mo.	1	2	2	3333-6813	96,800	96,800
Pharmacist - 10 Month Range A	-	0.1	0.1	2578-3109	2,577	2,700
Pharmacist - 12 Month	1	2.3	2.3	2578-3109	77,522	79,440
Administrator III- 12 Mo.	0.6	-	-	2500-5450	-	-
Administrator II- 12 Mo.	2.4	2	2	2083-4088	59,712	59,712
Clinical Laboratory Technologist IA	2	2	2	2082-2392	52,337	54,820
Nurse Practitioner 10 Month Range A	0.3	5.9	5.9	2025-2437	131,154	135,051
Physical Therapist II	0.5	0.5	0.5	1925-2315	13,892	13,892
Health Educator	-	1	1	1925-2315	27,783	27,783
Health Services Assistant, Range A	1	1	1	1881-2263	26,952	27,156
Registered Nurse II-10 Month Rng A	1.5	2.5	2.5	1847-2221	49,904	51,205
Registered Nurse II - 12 Month	0.6	1	1	1847-2221	25,252	26,442
Radiologic Technologist IIA	-	1	1	1805-2170	26,034	26,034
Health Education Assistant	1	1	1	1756-2110	25,329	25,329
Radiologic Technologist IA	0.5	1	1	1688-2025	22,284	22,736
Medical Secretary, Range A	1	1	1	1563-1864	21,144	22,116
Clerical Assistant IIIB	-	1	1	1401-1660	19,910	19,910
Clerical Assistant IIIA	-	1.8	1.8	1378-1632	31,296	32,214
Temporary Help	7.9	0.7	0.7	(116,284)	11,580	11,580
Medical Transcriber, Range A	1	1	1	1339-1584	18,042	18,825
Clerical Assistant IIB	2.8	1	1	1253-1480	16,816	16,816
Administrator I- 12 Mo.	1	1	1	1250-2725	20,010	20,010
Clerical Assistant IIA	5	4	4	1189-1401	65,593	66,586
Clinical Aid IIA	4	4	4	1175-1384	63,699	64,987
Student Assistant	2.1	0.4	0.4	(18,228)	3,982	3,982
Housing Services:						
Temporary Help	-	-	-	(218)	-	-
Administrator I- 12 Mo.	1	1	1	1250-2725	26,748	26,748
Clerical Assistant IIA	1	1	1	1189-1401	15,014	15,648
Disabled Students:						
Student Affairs Assistant II- 12 Mo	-	1	1	1928-2320	27,834	27,834
Superv Stdnt Affairs Asst II -12 Mo.	-	1	1	1928-2320	27,834	27,834
Student Affairs Assistant I - 12 Mo	1	1	1	1684-2019	24,224	24,224
Clerical Assistant IIIA	1	1	1	1378-1632	19,584	19,584
Temporary Help	0.5	2.2	2.2	(7,700)	36,393	36,393
Clerical Assistant IIA	2	2	2	1189-1401	33,632	33,632
Student Assistant	3.2	1	1	(28,086)	9,955	9,955
Overtime	-	-	-	(113)	-	-
Totals, Student Service	171.6	180.3	180.3	\$3,993,923	\$4,779,221	\$4,835,218
Institutional Support:						
Executive Management:						
President	1	1	1	4884-7341	87,240	87,240
Administrator IV- 12 Mo.	3	3	3	3333-6813	170,940	170,940
Administrator III- 12 Mo.	3.6	7.2	7.2	2500-5450	328,705	328,705
Administrator II- 12 Mo.	1.6	1.5	1.5	2083-4088	43,628	43,628
Administrative Assistant I	1	1	1	2105-2425	29,102	29,102
Executive Secretary, Range A	1.1	1	1	1772-2130	24,323	25,468
Administrative Secretary, Range A	3	3	3	1624-1943	69,954	69,954
Public Affairs Assistant I	0.2	1	1	1610-1925	19,323	20,172
Clerical Assistant IVA	1	1	1	1524-1814	21,523	21,764
Clerical Assistant IIIB	1	1	1	1401-1660	18,165	18,955
Secretary B	2	1	1	1401-1660	19,910	19,910
Secretary A	-	1	1	1378-1632	16,542	17,247
Temporary Help	4.5	-	-	(66,339)	-	-
Student Assistant	1.9	-	-	(16,499)	-	-
Overtime	-	-	-	(2,116)	-	-
Evening And Night Shift Differential	-	-	-	(1,308)	-	-
Financial Operations:						
Administrator III- 12 Mo.	1	1	1	2500-5450	38,110	38,110
Administrator II- 12 Mo.	3	4	4	2083-4088	122,468	122,468
Accountant I	1	1	1	2015-2425	29,102	29,102
Payroll Personnel Trans Clerk IIIA	1	1	1	1733-2082	24,967	24,967
Staff Services Tech IA - Budget	0.3	1	1	1703-2044	24,511	24,511
Junior Staff Analyst	1	1	1	1681-2015	24,089	24,180
Accounting Technician IIIA	2.9	3	3	1660-1988	67,373	69,691
Payroll Personnel Transact Clk IIA	3.9	4	4	1524-1814	86,965	87,043
Clerical Assistant IVA	5.2	5.2	5.2	1524-1814	109,586	111,592
Senior Cashier Clerk, Range A	2	2	2	1419-1681	40,248	40,248
Senior Account Clerk, Range A	1	2	2	1419-1681	35,355	36,867
Accounting Technician IIA	3.9	4	4	1419-1681	74,486	75,948
Clerical Assistant IIIA	2	1	1	1378-1632	17,867	18,633
Temporary Help	1.9	0.8	0.8	(27,632)	13,233	13,233

6610 CALIFORNIA STATE UNIVERSITY, NORTHRIDGE—Continued

1
2
3
4
5
6
7
8
9
10
11
12
13
14
15
16
17
18
19
20
21
22
23
24
25
26
27
28
29
30
31
32
33
34
35
36
37
38
39
40
41
42
43
44
45
46
47
48
49
50
51
52
53
54
55
56
57
58
59
60
61
62
63
64
65
66
67
68
69
70
71
72
73
74
75
76
77
78
79
80
81
82
83
84
85
86
87
88
89
90
91
92
93
94
95
96
97
98

ORGANIZATIONAL UNIT Classification	NUMBER OF POSITIONS			EXPENDITURES		
	Filled 1983-84	Authorized 1984-85	Proposed 1985-86	Actual 1983-84	Estimated 1984-85	Proposed 1985-86
				SALARY RANGE		
Senior Data Entry Operator, Range A	1	1	1	1344-1590	19,088	19,088
Payroll Personnel Transact Clk IA	1	1	1	1311-1550	18,554	18,554
Clerical Assistant IIB	1	0.6	0.6	1253-1480	10,581	10,654
Administrator I- 12 Mo.	1	3	3	1250-2725	66,852	66,852
Assistant Cashier-Clerk, Range A	1	1.3	1.3	1223-1443	21,537	21,956
Intermediate Account Clerk, Range A	1.6	2	2	1223-1443	32,245	32,869
Data Entry Operator, Range A	1	1	1	1203-1419	17,025	17,025
Clerical Assistant IIA	5	4.5	4.5	1189-1401	70,663	72,248
Student Assistant	1.3	-	-	(11,406)	-	-
Overtime	-	-	-	(15,649)	-	-
General Administrative Services:						
Student Admissions And Records:						
Associate Systems Analyst	1	-	-	2578-3109	-	-
Student Affairs Assistant IV	0.1	2	2	2510-3027	72,646	72,646
Administrator III- 12 Mo.	0.8	1	1	2500-5450	38,736	38,736
Assistant Systems Analyst	-	1	1	2140-2578	30,930	30,930
Student Affairs Officer - 12 Mo.	1	1	1	2104-2534	30,398	30,398
Administrator II- 12 Mo.	1.8	-	-	2083-4088	-	-
Student Affairs Assistant III	-	1	1	2066-2457	24,787	25,964
Superv Stndt Affairs Asst III	0.5	2	2	2066-2457	49,769	52,133
Assistant Administrative Analyst	-	1	1	2015-2425	24,180	25,329
Administrative Assistant I	0.7	1	1	2105-2425	26,216	26,216
Student Affairs Assistant II- 12 Mo	1.3	1	1	1928-2320	27,834	27,834
Credential Analyst	0.5	0.5	0.5	1737-2086	12,136	12,511
Staff Services Tech IA - Admin Sees	1	2	2	1703-2044	43,736	45,775
Student Affairs Asst I - 10 Mo Rn A	0.7	-	-	1684-2019	-	-
Junior Staff Analyst	1	1	1	1681-2015	21,651	22,666
Evaluation Technician I	9.7	12.5	12.5	1593-1902	268,925	275,144
Clerical Assistant IVA	6.4	10	10	1524-1814	207,264	211,664
Clerical Assistant IIIB	0.2	-	-	1401-1660	-	-
Secretary B	1	-	-	1401-1660	-	-
Clerical Assistant IIIA	20.6	24.5	24.5	1378-1632	454,451	466,971
Temporary Help	7.9	-	-	(117,302)	-	-
Data Control Technician, Range A	-	0.3	0.3	1322-1563	4,861	5,068
Clerical Assistant IIB	0.5	1	1	1253-1480	17,452	17,756
Administrator I- 12 Mo.	9.3	10	10	1250-2725	231,776	231,776
Clerical Assistant IIA	23.4	20.7	20.7	1189-1401	327,666	335,972
Student Assistant	0.6	-	-	(5,291)	-	-
Overtime	-	-	-	(8,911)	-	-
Student Affirmative Action:						
Student Affairs Officer - 12 Mo.	0.8	1	1	2104-2534	25,257	26,448
Temporary Help	2.3	-	-	(34,276)	-	-
Clerical Assistant IIA	1	1	1	1189-1401	16,816	16,816
Student Assistant	2.9	-	-	(25,471)	-	-
Overtime	-	-	-	(11)	-	-
Employee Personnel And Records:						
Administrator III- 12 Mo.	1	1	1	2500-5450	43,500	43,500
Administrator II- 12 Mo.	0.9	3	3	2083-4088	99,768	99,768
Staff Services Tech IA - Personnel	0.1	-	-	1703-2044	-	-
Personnel Assistant	1	-	-	1681-2015	-	-
Administrative Trainee	-	0.2	0.2	1543-1681	3,719	3,879
Clerical Assistant IIIA	1	1	1	1378-1632	19,584	19,584
Temporary Help	3.1	0.8	0.8	(45,234)	13,233	13,233
Administrator I- 12 Mo.	1	3	3	1250-2725	72,798	72,798
Clerical Assistant IIA	2	2	2	1189-1401	31,380	31,987
Logistical Services:						
Support Operations:						
Lead Automotive Equipment Mechanic	0.8	1	1	2095-2298	27,575	27,575
Administrator II- 12 Mo.	-	1	1	2083-4088	35,436	35,436
Maintenance Mechanic	0.3	1	1	2057-2256	27,073	27,073
Graphic Artist II	-	0.5	0.5	2053-2472	14,832	14,832
Automotive Mechanic	1.4	2	2	1955-2144	49,183	50,292
Photographer I	1	1	1	1789-2150	23,086	24,174
Supervising Property Clerk IIA	1	1	1	1624-1943	23,318	23,318
Purchasing Agent, Range A	3.9	4	4	1550-1847	87,837	88,653
Graphics Spec IIA,graphics Art-techn	1	1	1	1524-1814	21,764	21,764
Shipping Receiving Assistant IA	1	1	1	1431-1696	20,354	20,354
Mail Services Supervisor IA	1	1	1	1431-1696	20,354	20,354
Clerical Assistant IIIA	1	2	2	1378-1632	38,688	39,168
Reproduction Processes Asst, Range A	2	3	3	1378-1632	55,710	56,415
Warehouse Worker, Range A	6.5	6	6	1378-1632	114,332	115,890
Temporary Help	3.4	0.2	0.2	(50,311)	3,309	3,309
Supervising Telephone Oper.,range A	1	1	1	1344-1590	19,088	19,088
Mail Clerk, Range A	1.9	2.3	2.3	1280-1511	38,737	39,598
Administrator I- 12 Mo.	4.5	6	6	1250-2725	136,518	136,518
Telephone Operator, Range A	0.7	1	1	1189-1401	14,564	15,171
Student Assistant	0.5	0.9	0.9	(4,195)	8,960	8,960
Public Safety:						
Administrator III- 12 Mo.	1	1	1	2500-5450	38,747	38,747
Supervising Public Safety Officer I	3	3	3	2194-2643	95,150	95,150
Public Safety Investigator	2.3	3	3	2095-2523	89,434	90,814
Administrator II- 12 Mo.	2	3	3	2083-4088	99,804	99,804
Public Safety Officer	10.3	11.6	11.6	2001-2408	322,687	327,716
Public Safety Dispatch,typing,rng A	2	2	2	1401-1660	38,866	39,684

6610 CALIFORNIA STATE UNIVERSITY, NORTHRIDGE—Continued

1
2
3
4
5
6
7
8
9
10
11
12
13
14
15
16
17
18
19
20
21
22
23
24
25
26
27
28
29
30
31
32
33
34
35
36
37
38
39
40
41
42
43
44
45
46
47
48
49
50
51
52
53
54
55
56
57
58
59
60
61
62
63
64
65
66
67
68
69
70
71
72
73
74
75
76
77
78
79
80
81
82
83
84
85
86
87
88
89
90
91
92
93
94
95
96
97
98

ORGANIZATIONAL UNIT Classification	NUMBER OF POSITIONS			EXPENDITURES		
	Filed 1983-84	Authorized 1984-85	Proposed 1985-86	Actual 1983-84	Estimated 1984-85	Proposed 1985-86
				SALARY RANGE		
Clerical Assistant IIIA	1	1	1	1378-1632	19,910	19,910
Temporary Help	0.7	-	-	(10,097)	-	-
Student Assistant	2.2	-	-	(19,125)	-	-
Overtime	-	-	-	(10,588)	-	-
Evening And Night Shift Differential	-	-	-	(5,175)	-	-
Physical Plant Operations:						
Maintenance Office Administration:						
Administrator III- 12 Mo.	1	1	1	2500-5450	48,048	48,048
Administrator II- 12 Mo.	2	2	2	2083-4088	64,584	64,584
Drafting Technician IIA	1	1	1	1970-2370	28,449	28,449
Temporary Help-Plant Operations	-	0.6	0.6	20580- YR.	12,348	12,348
Storekeeper IA	1	1	1	1431-1696	19,020	19,852
Secretary A	0.1	1	1	1378-1632	18,055	18,830
Clerical Assistant IIB	1	1	1	1253-1480	14,662	15,276
Administrator I- 12 Mo.	1	1	1	1250-2725	21,888	21,888
Overtime	-	-	-	(218)	-	-
Utility Plants:						
Refrigeration Mechanic	3	3	3	2256-2476	89,140	89,140
Administrator II- 12 Mo.	1	2	2	2083-4088	58,704	58,704
Building Service Engineer	3.6	6	6	1964-2256	156,367	158,629
Operating Engineer	3.8	4	4	1722-1885	89,131	90,112
Overtime	-	-	-	(5,516)	-	-
Evening And Night Shift Differential	-	-	-	(1,421)	-	-
Building Maintenance:						
Supervising Electrician	0.6	1	1	2256-2476	29,713	29,713
Supervising Plumber	1	1	1	2256-2476	29,713	29,713
Supervising Carpenter	0.4	1	1	2154-2363	28,354	28,354
Supervising Painter	1	1	1	2154-2363	28,354	28,354
Plumber II	1	1	1	2154-2363	28,354	28,354
Superv Materials Fabrication Spec	1	1	1	2154-2363	28,354	28,354
Locksmith II	1	1	1	2154-2363	28,354	28,354
Administrator II- 12 Mo.	1	1	1	2083-4088	32,256	32,256
Painter II	1	1	1	2057-2256	27,073	27,073
Electrician I	3	4	4	2057-2256	106,872	108,088
Plumber I	1.9	2	2	2057-2256	54,146	54,146
Sheet Metal Worker	1	1	1	2057-2256	27,073	27,073
Carpenter I	2.5	4	4	1964-2154	96,426	100,962
Painter I	3.2	4	4	1964-2154	101,112	102,221
Mason	1	1	1	1964-2154	25,846	25,846
Locksmith I	1.9	2	2	1964-2154	50,437	51,594
Fusion Welder	1	1	1	1955-2144	25,727	25,727
Building Maintenance Worker	5.3	5	5	1715-1876	112,530	112,530
Temporary Help-Plant Operations	6.2	0.8	0.8	(111,884)	16,463	16,463
Clerical Assistant IIA	1	1	1	1189-1401	15,811	16,477
Student Assistant	-	0.2	0.2	3.35-6.33	1,991	1,991
Overtime	-	-	-	(7,107)	-	-
Grounds Maintenance:						
Administrator II- 12 Mo.	-	1	1	2083-4088	28,032	28,032
Tractor Operator-Laborer, Range A	2	2	2	1741-1907	44,340	45,345
Temporary Help-Plant Operations	0.1	-	-	(2,598)	-	-
Truck Driver, Range A	1	1	1	1667-1822	21,856	21,856
Lead Groundswoker, Range A	2	2	2	1610-1925	46,192	46,192
Tree Trimmer IIA	1	1	1	1610-1925	23,096	23,096
Irrigation Specialist	1	1	1	1543-1838	19,747	20,622
Pest Control-spray Spec., Range A	0.6	1	1	1543-1838	19,124	19,959
Tree Trimmer IA	1	1	1	1543-1838	22,065	22,065
Groundswoker, Range A	16.2	18.5	18.5	1419-1610	344,243	349,087
Administrator I- 12 Mo.	2	2	2	1250-2725	42,126	42,126
Overtime	-	-	-	(4,982)	-	-
Custodial Services:						
Truck Driver, Range A	-	1	1	1667-1822	20,002	20,890
Laborer, Range A	1.8	1	1	1419-1543	18,526	18,526
Clerical Assistant IIIA	-	0.4	0.4	1378-1632	7,614	7,834
Warehouse Worker, Range A	-	1	1	1378-1632	16,542	17,247
Stock Clerk, Range A	1	1	1	1328-1570	18,056	18,840
Lead Custodian, Range A	8.4	11	11	1295-1531	193,085	196,206
Administrator I- 12 Mo.	1.7	9	9	1250-2725	175,164	175,164
Intermediate Account Clerk, Range A	1.1	1	1	1223-1443	17,280	17,280
Custodian, Range A	80.4	85.6	85.6	1203-1419	1,432,619	1,441,212
Clerical Assistant IIA	0.8	1	1	1189-1401	14,564	15,171
Overtime	-	-	-	(2,750)	-	-
Evening And Night Shift Differential	-	-	-	(8,435)	-	-
Faculty And Staff Services:						
Overtime	-	-	-	-	72,525	72,525
Management Comp. Adjustment -New	-	-	-	-	-	155,139
Management Comp. Adjust -Continuing	-	-	-	-	550,019	551,519
Evening And Night Shift Differential	-	-	-	-	18,814	18,814
Non-Faculty Reclass - New	-	-	-	-	-	64,877
Non-Faculty Reclass - Continuing	-	-	-	-	67,233	154,637
Management Reclass - New	-	-	-	-	-	18,617
Management Reclass - Continuing	-	-	-	-	12,468	28,676

6610 CALIFORNIA STATE UNIVERSITY, NORTHRIDGE—Continued

ORCANIZATIONAL UNIT Classification	NUMBER OF POSITIONS			EXPENDITURES		
	Filled 1983-84	Authorized 1984-85	Proposed 1985-86	Actual 1983-84	Estimated 1984-85	Proposed 1985-86
Community Relations:						
Student Affairs Assistant II- 12 Mo	0.5	1	1	1928-2320	27,834	27,834
Secretary B	-	1	1	1401-1660	16,718	17,433
Temporary Help	9.3	-	-	(136,738)	-	-
Student Assistant	0.9	-	-	(8,231)	-	-
Overtime	-	-	-	(4,596)	-	-
Totals, Institutional Support	420.7	439.2	439.2	\$8,594,456	\$10,346,284	\$10,798,517
Independent Operations:						
Institutional Operations:						
Administrator IV- 12 Mo.	0.4	-	-	3333-6813	-	-
Part Time Faculty-AY	3.8	3.4	3.4	(82,244)	82,017	82,579
Administrator III- 12 Mo.	-	1	1	2500-5450	38,110	38,110
Assistant Professor-12 Month	-	7	7	2120-2552	194,002	204,573
Administrator II- 12 Mo.	0.5	2	2	2083-4088	59,756	59,756
Building Maintenance Worker	-	2	2	1715-1876	41,158	43,006
Accounting Technician IIIA	-	2	2	1660-1988	39,821	41,596
Clerical Assistant IVA	0.2	-	-	1524-1814	-	-
Crowdsworker, Range A	1	1	1	1419-1610	17,025	17,756
Senior Account Clerk, Range A	1	1	1	1419-1681	20,124	20,124
Accounting Technician IIA	-	2	2	1419-1681	33,996	35,445
Clerical Assistant IIIA	0.2	2.5	2.5	1378-1632	42,241	44,047
Temporary Help	98.5	123	123	(1,454,221)	2,034,660	2,034,660
Clerical Assistant IIB	0.5	0.5	0.5	1253-1480	7,282	7,586
Data Entry Operator, Range A	-	1	1	1203-1419	14,740	15,354
Custodian, Range A	-	3	3	1203-1419	44,221	46,062
Student Assistant	-	-	-	(238)	-	-
Overtime	-	-	-	(31,419)	-	-
Management Comp. Adjust -Continuing	-	-	-	-	9,062	9,062
Totals, Independent Operations ..	106.1	151.4	151.4	\$1,686,965	\$2,678,215	\$2,699,716
Totals, General Fund	2264.5	2305.5	2305.5	\$56,211,488	\$65,448,388	\$67,465,274
Dormitory Revenue Fund- Housing:						
Student Service:						
Student Support:						
Head Resident IIA	1	1	1	1480-1756	20,172	21,072
Clerical Assistant IIIB	1	1	1	1401-1660	18,441	19,241
Temporary Help	0.4	-	-	(5,924)	-	-
Head Resident IA	0.2	1	1	1367-1617	16,398	17,103
Intermediate Account Clerk, Range A	-	0.5	0.5	1223-1443	7,483	7,795
Totals, Student Service	2.6	3.5	3.5	\$41,199	\$62,494	\$65,211
Institutional Support:						
Financial Operations:						
Accounting Technician IIA	1	1	1	1419-1681	20,124	20,124
Temporary Help	0.5	-	-	(7,102)	-	-
Head Resident IA	0.9	-	-	1367-1617	-	-
Intermediate Account Clerk, Range A	-	0.5	0.5	1223-1443	7,483	7,795
Student Assistant	4	-	-	(35,691)	-	-
Logistical Services:						
Temporary Help	0.1	4.5	4.5	(1,971)	74,439	74,439
Student Assistant	6.2	-	-	(55,115)	-	-
Overtime	-	-	-	(411)	-	-
Physical Plant Operations:						
Administrator II- 12 Mo.	0.8	-	-	2083-4088	-	-
Plumber I	0.4	-	-	2057-2256	-	-
Maintenance Mechanic	1	1	1	2057-2256	27,073	27,073
Building Service Engineer	0.8	2	2	1964-2256	48,074	50,336
Building Maintenance Worker	1	2	2	1715-1876	43,085	44,009
Temporary Help-Plant Operations	0.6	-	-	(10,980)	-	-
Lead Crowdsworker, Range A	1	1	1	1610-1925	22,838	23,096
Crowdsworker, Range A	0.5	0.5	0.5	1419-1610	9,425	9,661
Administrator I- 12 Mo.	0.6	-	-	1250-2725	-	-
Assistant Cashier-Clerk, Range A	-	1	1	1223-1443	14,966	15,589
Custodian, Range A	1	1	1	1203-1419	14,890	15,511
Totals, Institutional Support	20.4	14.5	14.5	\$283,484	\$282,397	\$287,633
Totals, Dormitory Revenue Fund- Housing	23	18	18	\$324,683	\$344,891	\$352,844
Dormitory Revenue Fund- Parking:						
Institutional Support:						
Financial Operations:						
Clerical Assistant IIIA	-	1	1	1378-1632	16,542	17,247
Temporary Help	1	0.4	0.4	(15,265)	6,617	6,617
Assistant Cashier-Clerk, Range A	1	1	1	1223-1443	17,280	17,280
Intermediate Account Clerk, Range A	1	1	1	1223-1443	15,697	16,359
Student Assistant	0.3	-	-	(2,715)	-	-
Logistical Services:						
Supervising Public Safety Officer I	1	1	1	2194-2643	31,717	31,717
Public Safety Officer	1	1	1	2001-2408	28,891	28,891
Supv. Parking Officer, Range A	1	1	1	1486-1764	21,177	21,177
Parking Officer, Range A	4.8	5	5	1425-1688	92,751	95,888
Clerical Assistant IIIB	1	1	1	1401-1660	19,910	19,910
Public Safety Dispatch, typing, rng A	1	1	1	1401-1660	17,295	18,039

6610 CALIFORNIA STATE UNIVERSITY, NORTHRIDGE—Continued

1
2
3
4
5
6
7
8
9
10
11
12
13
14
15
16
17
18
19
20
21
22
23
24
25
26
27
28
29
30
31
32
33
34
35
36
37
38
39
40
41
42
43
44
45
46
47
48
49
50
51
52
53
54
55
56
57
58
59
60
61
62
63
64
65
66
67
68
69
70
71
72
73
74
75
76
77
78
79
80
81
82
83
84
85
86
87
88
89
90
91
92
93
94
95
96
97
98

ORGANIZATIONAL UNIT Classification	NUMBER OF POSITIONS			EXPENDITURES		
	Filled 1983-84	Authorized 1984-85	Proposed 1985-86	Actual 1983-84	Estimated 1984-85	Proposed 1985-86
				SALARY RANGE		
Temporary Help	2.7	-	-	(39,624)	-	-
Clerical Assistant IIA	1	1	1	1189-1401	15,432	16,083
Clerical Assistant IA	1.4	1.5	1.5	1106-1301	23,403	23,403
Student Assistant	3.1	1	1	(27,863)	9,955	9,955
Overtime	-	-	-	(197)	-	-
Physical Plant Operations:						
Electrician II	0.2	-	-	2154-2363	-	-
Electrician I	0.8	1	1	2057-2256	25,652	26,869
Building Maintenance Worker	0.8	-	-	1715-1876	-	-
Temporary Help-Plant Operations	-	0.5	0.5	20580- YR.	10,289	10,289
Groundsworker, Range A	4.3	3.5	3.5	1419-1610	64,793	65,922
Totals, Institutional Support	27.4	21.9	21.9	\$440,751	\$417,401	\$425,646
Totals, Dormitory Revenue Fund- Parking	27.4	21.9	21.9	\$440,751	\$417,401	\$425,646
Continuing Education Revenue Fund:						
Instruction:						
Special Session Instruction:						
Coordinator-Exten Summer Ses-12mo	-	1	1	1619-4085	27,715	29,225
Temporary Help	3.3	3	3	(48,656)	49,626	49,626
Student Assistant	6.8	4.9	4.9	(60,373)	48,780	48,780
Overtime	-	-	-	(1,686)	-	-
Terminal Pay	-	-	-	(383)	-	-
Summer Session Faculty	60.9	46.1	46.1	(1,050,764)	889,631	889,631
Extension Instruction:						
Temporary Help	5.4	-	-	(79,793)	-	-
Student Assistant	8.2	1.6	1.6	(72,483)	15,928	15,928
Graduate Assistant	0.1	-	-	(628)	-	-
Overtime	-	-	-	(1,074)	-	-
Extension Faculty	10.1	20.1	20.1	(136,815)	288,034	315,396
Totals, Instruction	94.8	76.7	76.7	\$1,452,655	\$1,319,714	\$1,348,586
Academic Support:						
Audio-Visual Services:						
Equipment Tech.Electronic III	0.1	-	-	2160-2602	-	-
Computing Support:						
Student Assistant	0.5	-	-	(4,614)	-	-
Totals, Academic Support	0.6	-	-	\$7,656	-	-
Student Service:						
Counseling And Career Guidance:						
Temporary Help	-	-	-	(388)	-	-
Student Assistant	0.4	-	-	(3,205)	-	-
Student Support:						
Temporary Help	-	-	-	(237)	-	-
Student Assistant	0.1	-	-	(1,318)	-	-
Totals, Student Service	0.5	-	-	\$5,148	-	-
Institutional Support:						
Executive Management:						
Administrator IV- 12 Mo.	0.5	1	1	3333-6813	53,604	53,604
Administrator III- 12 Mo.	0.5	1	1	2500-5450	44,652	44,652
Administrative Assistant II	0.7	1	1	2425-2924	35,095	35,095
Administrative Assistant I	1.2	1	1	2105-2425	29,102	29,102
Administrative Aid, Range A	0.8	-	-	1733-2082	-	-
Accounting Technician IIIA	1	-	-	1660-1988	-	-
Clerical Assistant IVA	2.5	2	2	1524-1814	40,056	40,852
Clerical Assistant IIIA	1.7	3	3	1378-1632	53,745	55,207
Temporary Help	6.3	-	-	(92,940)	-	-
Clerical Assistant IIB	0.9	1	1	1253-1480	15,945	16,621
Administrator I- 12 Mo.	0.5	1	1	1250-2725	23,280	23,280
Intermediate Account Clerk, Range A	0.9	1	1	1223-1443	14,966	15,589
Clerical Assistant IIA	3.8	4	4	1189-1401	63,263	64,505
Student Assistant	5.1	1.6	1.6	(44,949)	15,928	15,928
Overtime	-	-	-	(2,840)	-	-
Financial Operations:						
Clerical Assistant IVA	-	1	1	1524-1814	19,499	20,354
Temporary Help	0.5	-	-	(7,509)	-	-
Assistant Cashier-Clerk, Range A	1	2	2	1223-1443	32,245	32,869
Intermediate Account Clerk, Range A	-	2	2	1223-1443	39,477	40,100
Clerical Assistant IIA	-	0.5	0.5	1189-1401	8,408	8,408
Student Assistant	-	0.3	0.3	3.35-6.33	2,987	2,987
General Administrative Services:						
Clerical Assistant IIIA	0.5	0.5	0.5	1378-1632	9,146	9,544
Temporary Help	0.5	-	-	(7,365)	-	-
Student Assistant	0.1	-	-	(787)	-	-
Logistical Services:						
Temporary Help	2.7	-	-	(39,842)	-	-
Faculty And Staff Services:						
Management Comp. Adjust -Continuing	-	-	-	-	11,255	11,255

6610 CALIFORNIA STATE UNIVERSITY, NORTHRIDGE—Continued

ORGANIZATIONAL UNIT Classification	NUMBER OF POSITIONS			EXPENDITURES		
	Filled 1983-84	Authorized 1984-85	Proposed 1985-86	Actual 1983-84	Estimated 1984-85	Proposed 1985-86
Community Relations:						
Student Assistant	0.3	-	-	(2,745)	-	-
Totals, Institutional Support	32	23.9	23.9	\$568,158	\$512,653	\$519,952
Totals, Continuing Education Revenue Fund	127.9	100.6	100.6	\$2,033,617	\$1,832,367	\$1,868,538
Totals, California State University, Northridge	2442.8	2446	2446	\$59,010,539	\$68,043,047	\$70,112,302

6610 SAN FRANCISCO STATE UNIVERSITY¹

General Fund: Instruction: Regular Instruction: Instructional Support:				SALARY RANGE		
	Filled 1983-84	Authorized 1984-85	Proposed 1985-86	Actual 1983-84	Estimated 1984-85	Proposed 1985-86
Associate Dean, grad Studies-12 Mo	-	1	1	\$1619-4085	\$48,691	\$49,024
Depart. Chair-Assoc. Dean - 12 Mo.	0.6	0.4	0.4	1619-4085	11,086	11,690
Administrator IV- 12 Mo.	0.8	-	-	3333-6813	-	-
Depart. Chair-Assoc. Dean - AY	11.1	2.7	2.7	1426-3544	109,622	111,375
Coordinator-Teacher Education-AY	3.8	4.2	4.2	1426-3544	177,087	178,627
Senior Administrative Analyst	0.7	1	1	2924-3530	35,095	36,779
Administrator III- 12 Mo.	35	38	38	2500-5450	1,715,264	1,715,264
Administrator III- A.Y.	0.8	-	-	2500-5450	-	-
Associate Administrative Analyst	0.3	-	-	2425-2924	-	-
Administrative Assistant II	1	1	1	2425-2924	31,948	33,489
Student Affairs Officer IV - AY	0.8	-	-	2309-2782	-	-
Programmer II	0.7	2	2	2273-2739	55,967	58,637
Refrigeration Mechanic	1	1	1	2256-2476	29,713	29,713
Speech Pathologist	0.5	0.5	0.5	2231-2688	15,762	16,131
Instructional Support Tech. III	5.9	7	7	2160-2602	213,066	216,647
Equip.Tech.Electro-Mechanical III	0.8	1	1	2160-2602	30,505	31,217
Equipment Tech.Electronic III	-	1	1	2160-2602	29,912	31,217
Equip.Tech.Specialized Equip. III	7.5	6.5	6.5	2160-2602	202,910	202,910
Supv Equip Tech III-Spec Equip	1	1	1	2160-2602	31,217	31,217
Administrator II- 12 Mo.	8	6	6	2083-4088	194,040	194,040
Administrator II- A.Y.	-	1	1	2083-4088	22,920	22,920
Glassblower, Range A	0.3	0.3	0.3	2063-2483	7,448	7,448
Photographer II	1	1	1	2053-2472	29,663	29,663
Graphic Artist II	0.5	0.5	0.5	2053-2472	13,513	14,159
Administrative Assistant I	8.5	8.1	8.1	2105-2425	230,572	232,762
Research Technician II	0.7	1	1	2105-2425	29,102	29,102
Instructional Support Tech. IIA	6.5	7	7	1970-2370	192,416	195,693
Supv Instructional Support Tech IIA	1	1	1	1970-2370	27,587	28,449
Stage Technician IIA	1	1	1	1970-2370	28,449	28,449
Piano Technician IIA	0.8	1	1	1970-2370	26,417	26,993
Equip.Tech.Electro-Mechanical IIA	0.8	1	1	1970-2370	27,480	28,449
Equipment Technician,electronic IIA	6.5	7	7	1970-2370	186,916	190,359
Equip.Tech.Specialized Equip. IIA	1	1.5	1.5	1970-2370	39,011	40,180
Programmer I	-	1	1	1907-2294	22,887	23,971
Slide Curator IIA	1	1	1	1855-2231	26,778	26,778
Public Affairs Assistant II	0.9	1	1	1838-2210	23,909	25,041
Student Affairs Officer III - AY	0.1	1	1	1833-2204	26,448	26,448
Instructional Support Tech. IA	9.7	10.5	10.5	1797-2160	251,332	259,297
Costume Technician IIA	1	1	1	1797-2160	23,466	24,569
Equipment Tech.Electro-Mechanical IA	2.3	2.5	2.5	1797-2160	56,500	59,150
Equipment Technician,electronic IA	1.4	2	2	1797-2160	47,498	48,503
Equipment Tech.Specialized Equip. IA	1	1	1	1797-2160	24,569	25,733
Graphic Artist I	2.8	3	3	1789-2150	73,633	77,105
Credential Analyst	2	2	2	1737-2086	48,830	49,950
Administrative Aid, Range A	6	7	7	1733-2082	168,409	171,621
Accompanist IIA	1	2	2	1718-2063	45,092	46,323
Junior Staff Analyst	1	1	1	1681-2015	24,180	24,180
Instructional Support Asst. IIIA	4.1	6	6	1646-1970	129,190	133,848
Equipment Maintenance Assistant IA	0.6	1	1	1646-1970	23,644	23,644
Public Affairs Assistant I	0.4	1	1	1610-1925	23,096	23,096
Depart Secretary IIIA	1	1	1	1524-1814	21,764	21,764
Depart Secretary IIIA, Stenography	9.8	10	10	1524-1814	210,341	213,692
Depart Secretary IIIA, Dictating	4	4	4	1524-1814	85,689	87,057
Payroll Personnel Transact Clk IIA	1	1	1	1524-1814	20,240	21,135
Clerical Assistant IVA	7.4	8.6	8.6	1524-1814	172,209	178,437
Senior Secretary A	7.5	8	8	1524-1814	164,378	168,644
Graphics Spec IIA,graphics Art-techn	0.3	-	-	1524-1814	-	-
Athletic Equipment Attendant IIA	2.3	2.5	2.5	1449-1718	51,539	51,539
Instructional Support Asst. IIA	12.1	27.4	27.4	1449-1718	462,705	519,962
Computer Operator, Range A	1	1	1	1419-1681	19,535	20,172
Depart Secretary IIA, Stenography	5	6	6	1401-1660	116,368	117,086
Clerical Assistant IIIB	7.1	6.5	6.5	1401-1660	128,110	128,482
Secretary B	0.9	1.3	1.3	1401-1660	21,628	22,559
Graphics Spec. IA	1	1	1	1401-1660	19,910	19,910

¹The Salary Range and amounts shown in 1984-85 and 1985-86 for the California State University do reflect the 1984-85 fiscal year salary increase adjustment.

6610 SAN FRANCISCO STATE UNIVERSITY—Continued

1
2
3
4
5
6
7
8
9
10
11
12
13
14
15
16
17
18
19
20
21
22
23
24
25
26
27
28
29
30
31
32
33
34
35
36
37
38
39
40
41
42
43
44
45
46
47
48
49
50
51
52
53
54
55
56
57
58
59
60
61
62
63
64
65
66
67
68
69
70
71
72
73
74
75
76
77
78
79
80
81
82
83
84
85
86
87
88
89
90
91
92
93
94
95
96
97
98

ORGANIZATIONAL UNIT Classification	NUMBER OF POSITIONS			EXPENDITURES		
	Filled 1983-84	Authorized 1984-85	Proposed 1985-86	Actual 1983-84	Estimated 1984-85	Proposed 1985-86
				SALARY RANGE		
Depart Secretary IIA	2.5	2.5	2.5	1378-1632	42,630	44,459
Depart Secretary IIA, Dictating	8.9	8	8	1378-1632	147,305	151,199
Clerical Assistant IIIA	14.7	19.5	19.5	1378-1632	357,555	366,435
Secretary A	7.7	7.7	7.7	1378-1632	142,110	146,055
Reproduction Processes Asst, Range A	1	1	1	1378-1632	19,584	19,584
Temporary Help	19.4	4.8	4.8	(286,053)	79,401	79,401
Depart Secretary IA, Stenography	0.5	0.5	0.5	1301-1537	9,224	9,224
Depart Secretary IA, Dictating	8.3	9	9	1301-1537	157,526	161,378
Instructional Support Asst. IA	1.4	1.3	1.3	1290-1524	21,954	22,881
Depart Secretary IA	1.8	3	3	1280-1511	50,155	51,507
Clerical Assistant IIB	12.1	10.5	10.5	1253-1480	179,088	182,076
Administrator I- 12 Mo.	0.2	1	1	1250-2725	20,010	20,010
Data Entry Operator, Range A	0.5	0.5	0.5	1203-1419	8,513	8,513
Clerical Assistant IIA	4.8	8.3	8.3	1189-1401	128,369	132,486
Student Assistant	16	13.4	13.4	(141,798)	133,400	133,400
Overtime	-	-	-	(1,551)	-	-
Terminal Pay	-	-	-	(28,593)	-	-
Evening And Night Shift Differential	-	-	-	(480)	-	-
Instructional Faculty:						
Head Coach-12 Month	1	1	1	3381-4085	48,691	49,024
Lecturer - AY - D	6.5	5	5	2936-3544	191,333	199,873
Professor - AY	426.8	416.2	416.2	2936-3544	18,032,422	18,281,255
Part Time Faculty-AY	268	-	-	(5,760,309)	-	-
Associate Professor-12 Month	1	1	1	2674-3225	36,400	38,408
Coach-12 Month	1	-	-	2674-3225	-	-
Lecturer - AY - C	16	17	17	2325-2802	528,487	550,570
Associate Professor-AY	149.5	150.7	150.7	2325-2802	4,784,809	4,953,390
Coach-10 Month	3.6	2	2	2325-2802	63,807	65,709
Coach-AY	0.8	1	1	2325-2802	27,715	29,225
Coaching Specialist-12 Month	0.9	1	1	2120-2552	25,263	26,637
Sabbatical Leave Replacement	14.1	14.5	14.5	(302,862)	349,776	352,175
Sabbatical Leave Difference In Pay	18.9	-	-	(405,930)	-	-
Substitute Faculty	0.3	-	-	(7,608)	-	-
Coaching Assistant-12 Month	0.1	1	1	1933-2325	23,048	24,287
Lecturer - AY - B	20.8	51	51	1847-2220	1,214,812	1,305,248
Assistant Professor-AY	73	366.1	366.1	1847-2220	8,735,046	9,235,006
Coaching Specialist-10 Month	1.3	5	5	1847-2220	111,094	117,110
Coaching Specialist-AY	0.8	-	-	1847-2220	-	-
Lecturer - AY - A	7.7	7	7	1689-2024	162,523	167,322
Coaching Assistant-10 Month	1.1	1	1	1689-2024	20,137	21,173
Lecturer - AY - L	0.2	-	-	1426-1551	-	-
Graduate Assistant	98.3	-	-	(440,577)	-	-
Faculty Promotions - New	-	-	-	-	-	78,694
Faculty Promotions - Continuing	-	-	-	-	73,838	170,992
Market Condition Salary Supplements	-	-	-	-	2,830	-
Exceptional Merit Service Awards	-	-	-	(55,500)	-	-
Instructionally Related Activities:						
Student Assistant	0.9	-	-	(7,561)	-	-
Totals, Instruction	1417	1359.5	1359.5	\$36,908,112	\$42,256,111	\$43,657,005
Academic Support:						
Libraries:						
Librarian-12 Month	6.8	8	8	2709-3268	304,628	308,575
Administrator III- 12 Mo.	3.9	5	5	2500-5450	202,078	202,078
Associate Librarian-12 Month	13.1	13	13	2467-2974	456,615	462,108
Administrative Assistant II	1	1	1	2425-2924	35,095	35,095
Senior Assistant Librarian-12 Month	2.7	4.4	4.4	1914-2646	117,833	121,239
Supervising Library Assistant IIIA	5	5	5	1699-2038	118,230	119,146
Library Assistant IIIA	1	1	1	1696-2034	24,415	24,415
Assistant Librarian-12 Month	4	5.1	5.1	1652-2270	120,076	125,283
Supervising Library Assistant IIA	1	1	1	1560-1859	21,804	22,301
Library Assistant IIA	13.5	18.5	18.5	1557-1855	389,840	397,300
Senior Secretary A	1	1	1	1524-1814	21,764	21,764
Storekeeper IA	1	1	1	1431-1696	20,354	20,354
Computer Operator, Range A	1	1	1	1419-1681	20,172	20,172
Secretary B	1	1	1	1401-1660	19,910	19,910
Clerical Assistant IIIA	1.9	2	2	1378-1632	34,928	36,432
Library Assistant IA	7.9	8.1	8.1	1378-1632	152,547	154,969
Temporary Help	8.3	2.4	2.4	(121,873)	39,701	39,701
Clerical Assistant IIB	1.7	1	1	1253-1480	17,756	17,756
Book Repairer IA	1	1	1	1199-1413	16,960	16,960
Clerical Assistant IIA	14	15.5	15.5	1189-1401	251,335	255,302
Student Assistant	35	20	20	(311,522)	199,104	199,104
Evening And Night Shift Differential	-	-	-	(1,131)	-	-
Exceptional Merit Service Awards	-	-	-	(1,500)	-	-
Audio-Visual Services:						
Assistant Audio Visual Coordinat-AY	-	2.7	2.7	1426-3544	103,684	106,153
Administrator III- 12 Mo.	1	1	1	2500-5450	45,264	45,264
Equip.Tech.Electro-Mechanical III	1	1	1	2160-2602	31,217	31,217
Equipment Tech.Electronic III	2	2	2	2160-2602	62,434	62,434
Administrator II- 12 Mo.	1	1	1	2083-4088	30,708	30,708
Photographer II	1	1	1	2053-2472	29,663	29,663
Graphic Artist II	1	1	1	2053-2472	29,663	29,663
Equipment Technician,electronic IIA	1	1.3	1.3	1970-2370	35,543	35,876

6610 SAN FRANCISCO STATE UNIVERSITY—Continued

ORGANIZATIONAL UNIT	NUMBER OF POSITIONS			EXPENDITURES		
	Classification	Filled 1983-84	Authorized 1984-85	Proposed 1985-86	Actual 1983-84	Estimated 1984-85
				SALARY RANGE		
Assistant Professor-AY	2.5	1.2	1.2	1847-2220	23,118	29,032
Supv Instructional Support Tech IA	1	1	1	1797-2160	25,929	25,929
Equipment Technician,electronic IA	1	1.1	1.1	1797-2160	28,086	28,187
Photographer I	1	1	1	1789-2150	25,799	25,799
Instructional Support Asst. IIIA	4	4.5	4.5	1646-1970	102,194	105,151
Instructional Support Asst. IIA	1	1	1	1449-1718	20,615	20,615
Clerical Assistant IIIB	1	1	1	1401-1660	19,910	19,910
Temporary Help	1.9	0.7	0.7	(27,807)	11,580	11,580
Clerical Assistant IIA	-	1.2	1.2	1189-1401	17,477	18,206
Student Assistant	0.2	0.1	0.1	(1,652)	996	996
Evening And Night Shift Differential	-	-	-	(117)	-	-
Television Services:						
Coordinator - AY	-	1	1	1426-3544	20,102	25,245
Television Engineer	1	1	1	2726-3290	39,481	39,481
Secretary A	-	1	1	1378-1632	16,542	17,247
Temporary Help	0.1	-	-	(1,985)	-	-
Computing Support:						
Instruct. Computing Consultant III	0.9	1	1	2739-3305	33,267	34,856
Associate Systems Analyst	1.1	1	1	2578-3109	32,282	33,829
Administrator III- 12 Mo.	1.5	2	2	2500-5450	86,736	86,736
Administrative Assistant II	0.3	1	1	2425-2924	32,333	33,890
Programmer II	4.7	5	5	2273-2739	148,446	155,414
Administrator II- 12 Mo.	0.8	1	1	2083-4088	31,320	31,320
Equip.Tech.Electro-Mechanical IIA	1	1	1	1970-2370	27,156	28,449
Programmer I	1	1	1	1907-2294	24,626	25,787
Senior Computer Operator, Range A	0.6	1	1	1610-1925	20,322	21,238
Senior Data Control Tech., Range A	1	1	1	1486-1764	21,177	21,177
Computer Operator, Range A	2.6	4	4	1419-1681	75,509	77,024
Clerical Assistant IIIA	1	1	1	1378-1632	19,584	19,584
Temporary Help	4	-	-	(59,201)	-	-
Data Control Technician, Range A	1.4	2	2	1322-1563	34,092	35,555
Data Entry Operator, Range A	2	2	2	1203-1419	34,050	34,050
Student Assistant	3.8	-	-	(33,587)	-	-
Overtime	-	-	-	(11,965)	-	-
Evening And Night Shift Differential	-	-	-	(1,780)	-	-
Ancillary Support:						
Nursery School:						
Lecturer - AY - C	1.4	1.5	1.5	2325-2802	47,681	49,099
Lecturer - AY - B	0.1	1.5	1.5	1847-2220	30,154	37,868
Joint Doctoral Program:						
Professor - AY	1.7	1.7	1.7	2936-3544	70,785	71,734
Part Time Faculty-AY	0.6	-	-	(13,295)	-	-
Administrator III- 12 Mo.	1	1	1	2500-5450	45,264	45,264
Associate Professor-AY	1.1	1.2	1.2	2325-2802	38,427	39,736
Assistant Professor-AY	-	0.5	0.5	1847-2220	10,051	12,623
Student Assistant	0.5	0.5	0.5	(4,315)	4,978	4,978
Master Of Social Work:						
Administrator III- 12 Mo.	1	1	1	2500-5450	39,384	39,384
Depart Secretary IIA, Dictating	1	1	1	1378-1632	19,584	19,584
Advanced Medical Technology Center:						
Part Time Faculty-AY	0.1	-	-	(1,152)	-	-
Administrator III- 12 Mo.	1	1	1	2500-5450	45,264	45,264
Clinical Lab. Technologist IIA	2	2	2	2180-2626	63,034	63,034
Administrator II- 12 Mo.	1	1	1	2083-4088	30,708	30,708
Depart Secretary IIIA	0.5	-	-	1524-1814	-	-
Depart Secretary IIIA, Stenography	0.3	1	1	1524-1814	20,837	21,281
Temporary Help	1.2	-	-	(18,235)	-	-
Student Assistant	0.1	-	-	(551)	-	-
Graduate Assistant	1.8	-	-	(7,890)	-	-
Student Writing Skills:						
Part Time Faculty-AY	2.5	-	-	(53,077)	-	-
Student Assistant	1.1	-	-	(10,002)	-	-
Totals, Academic Support	196.2	181.7	181.7	\$3,851,486	\$4,392,201	\$4,477,786
Student Service:						
Social And Cultural Development:						
Administrator III- 12 Mo.	1	1	1	2500-5450	45,264	45,264
Student Affairs Officer - 12 Mo.	2.4	1	1	2104-2534	30,398	30,398
Student Affairs Assistant II- 12 Mo	2.8	4.6	4.6	1928-2320	126,504	127,224
Secretary A	1.7	1.7	1.7	1378-1632	32,134	32,673
Temporary Help	0.8	-	-	(11,962)	-	-
Instructional Support Asst. IA	1	1	1	1290-1524	17,055	17,787
Student Assistant	0.2	-	-	(1,872)	-	-
Supplementary Educational Serv.-Eop:						
Director-12 Month	-	0.5	0.5	1619-4085	13,858	14,612
Administrator III- 12 Mo.	0.2	1	1	2500-5450	38,110	38,110
Student Affairs Officer - 12 Mo.	1	6	6	2104-2534	156,685	162,637
Student Affairs Assistant II- 12 Mo	4	3	3	1928-2320	77,242	79,587
Student Affairs Officer III - AY	1	-	-	1833-2204	-	-
Student Affairs Assistant I - 12 Mo	2.8	3.5	3.5	1684-2019	76,642	79,029
Clerical Assistant IIIA	0.5	0.5	0.5	1378-1632	8,535	8,903
Secretary A	0.7	1.5	1.5	1378-1632	24,813	25,870
Temporary Help	7.7	4.2	4.2	(113,640)	69,476	69,476
Clerical Assistant IIA	2.9	3	3	1189-1401	48,364	49,280

6610 SAN FRANCISCO STATE UNIVERSITY—Continued

ORGANIZATIONAL UNIT	NUMBER OF POSITIONS			EXPENDITURES			
	Classification	Filled 1983-84	Authorized 1984-85	Proposed 1985-86	Actual 1983-84	Estimated 1984-85	Proposed 1985-86
				SALARY RANGE			
Student Assistant	3	1.3	1.3	(27,076)	12,942	12,942	
Counseling And Career Guidance:							
Counseling:							
Student Affairs Officer V - 12 Mo	-	2.3	2.3	3357-4056	109,423	110,008	
Professor - AY	0.3	-	-	2936-3544	-	-	
Administrator III- 12 Mo.	4.1	2	2	2500-5450	83,374	83,374	
Counselor - AY - Associate Professor	0.8	0.7	0.7	2309-2782	25,035	25,035	
Student Affairs Officer IV - AY	5.9	8.5	8.5	2309-2782	267,007	273,122	
Administrator II- 12 Mo.	-	1	1	2083-4088	27,500	27,500	
Student Affairs Assistant II- 12 Mo	1	1	1	1928-2320	27,834	27,834	
Counselor - AY - Assistant Professor	-	0.9	0.9	1833-2204	17,085	21,308	
Student Affairs Officer III - AY	1.2	3.5	3.5	1833-2204	83,673	85,739	
Clerical Assistant IIIB	1	1	1	1401-1660	19,910	19,910	
Clerical Assistant IIIA	2	2	2	1378-1632	35,228	36,749	
Secretary A	2	2	2	1378-1632	39,168	39,168	
Temporary Help	6.4	0.1	0.1	(94,004)	1,654	1,654	
Clerical Assistant IIA	0.6	1.1	1.1	1189-1401	16,736	17,437	
Student Assistant	1.2	-	-	(10,569)	-	-	
Testing:							
Superv Stdnt Affairs Off IV-12 Mo	1	1	1	2655-3202	38,429	38,429	
Student Affairs Assistant II- 12 Mo	1.5	1.5	1.5	1928-2320	41,751	41,751	
Student Affairs Officer III - AY	-	0.5	0.5	1833-2204	11,000	11,517	
Clerical Assistant IIIB	1	1	1	1401-1660	19,910	19,910	
Temporary Help	0.2	-	-	(3,132)	-	-	
Clerical Assistant IIA	0.9	1	1	1189-1401	14,809	15,432	
Student Assistant	0.3	-	-	(2,355)	-	-	
Placement:							
Administrator III- 12 Mo.	1	1	1	2500-5450	41,388	41,388	
Student Affairs Officer - 12 Mo.	-	1	1	2104-2534	25,257	26,448	
Student Affairs Assistant II- 12 Mo	6.1	7	7	1928-2320	176,057	180,399	
Clerical Assistant IIIB	-	-	-	1401-1660	-	-	
Clerical Assistant IIIA	3.5	4	4	1378-1632	72,973	74,920	
Temporary Help	2.4	-	-	(35,438)	-	-	
Clerical Assistant IIB	0.5	0.5	0.5	1253-1480	7,945	8,282	
Administrator I- 12 Mo.	1	1	1	1250-2725	20,832	20,832	
Clerical Assistant IIA	1.5	1.5	1.5	1189-1401	25,224	25,224	
Student Assistant	0.5	-	-	(4,768)	-	-	
Financial Aid:							
Administrator III- 12 Mo.	1	1	1	2500-5450	40,608	40,608	
Programmer II	1	1	1	2273-2739	31,499	32,875	
Administrator II- 12 Mo.	0.6	2	2	2083-4088	55,580	55,580	
Student Affairs Assistant II- 12 Mo	4.1	5.5	5.5	1928-2320	138,971	144,231	
Student Affairs Assistant I - 12 Mo	2.5	2	2	1684-2019	44,912	47,018	
Stud. Pers Tech, Financial Aid, Rg A	7.2	8.5	8.5	1593-1902	183,565	187,478	
Clerical Assistant IIIA	5.5	6.5	6.5	1378-1632	115,960	120,396	
Temporary Help	2.3	1.5	1.5	(34,655)	24,813	24,813	
Data Control Technician, Range A	-	-	-	1322-1563	-	-	
Clerical Assistant IIB	0.7	1	1	1253-1480	17,756	17,756	
Administrator I- 12 Mo.	0.5	1	1	1250-2725	20,010	20,010	
Clerical Assistant IIA	0.3	-	-	1189-1401	-	-	
Student Assistant	-	0.4	0.4	3.35-6.33	3,982	3,982	
Student Support:							
Health Services:							
Physician II-10 Mo - Range A	2.3	2.3	2.3	4680-5664	130,289	130,289	
Physician I-10 Mo - Range A	5.3	6	6	4462-5374	310,357	315,287	
Administrator IV- 12 Mo.	2	2	2	3333-6813	135,492	135,492	
Pharmacist - 10 Month Range A	-	0.1	0.1	2578-3109	2,577	2,700	
Pharmacist - 12 Month	1	1	1	2578-3109	37,314	37,314	
Administrator III- 12 Mo.	-	-	-	2500-5450	-	-	
Clinical Lab. Technologist IIA	1	1	1	2180-2626	31,517	31,517	
Administrator II- 12 Mo.	1	1	1	2083-4088	29,808	29,808	
Clinical Laboratory Technologist IA	1	1	1	2082-2392	28,710	28,710	
Registered Nurse III-10 Month Rng A	0.8	1	1	2025-2437	24,365	24,365	
Nurse Practitioner 10 Month Range A	0.7	1	1	2025-2437	22,002	23,045	
Administrative Assistant I	1	1	1	2105-2425	26,530	27,783	
Nutritionist	0.4	0.5	0.5	1925-2315	13,787	13,892	
Health Educator	0.5	1	1	1925-2315	27,783	27,783	
Registered Nurse II-10 Month Rng A	2.4	2.5	2.5	1847-2221	55,304	55,504	
Registered Nurse II - 12 Month	1	2	2	1847-2221	48,804	49,845	
Physical Therapist I	-	0.5	0.5	1822-2190	10,928	11,444	
Radiologic Technologist IIA	1	1	1	1805-2170	26,034	26,034	
Registered Nurse I - 10 Month Rng A	1.9	2.3	2.3	1726-2072	45,140	46,187	
Registered Nurse I - 12 Month	1	1	1	1726-2072	22,676	23,743	
Clerical Assistant IVA	3	3	3	1524-1814	65,293	65,293	
Clerical Assistant IIIA	7.6	8	8	1378-1632	149,367	151,583	
Temporary Help	4.6	1.5	1.5	(67,632)	24,813	24,813	
Administrator I- 12 Mo.	1	1	1	1250-2725	19,824	19,824	
Clinical Aid IIA	0.8	2	2	1175-1384	32,064	32,717	
Clinical Aid, Range A	0.8	0.9	0.9	1133-1333	12,479	12,986	
Student Assistant	2.5	1.4	1.4	(22,532)	13,937	13,937	
Housing Services:							
Administrator III- 12 Mo.	1	1	1	2500-5450	44,652	44,652	
Clerical Assistant IIIA	1	1	1	1378-1632	19,584	19,584	

6610 SAN FRANCISCO STATE UNIVERSITY—Continued

1
2
3
4
5
6
7
8
9
10
11
12
13
14
15
16
17
18
19
20
21
22
23
24
25
26
27
28
29
30
31
32
33
34
35
36
37
38
39
40
41
42
43
44
45
46
47
48
49
50
51
52
53
54
55
56
57
58
59
60
61
62
63
64
65
66
67
68
69
70
71
72
73
74
75
76
77
78
79
80
81
82
83
84
85
86
87
88
89
90
91
92
93
94
95
96
97
98

ORGANIZATIONAL UNIT Classification	NUMBER OF POSITIONS			EXPENDITURES		
	Filled 1983-84	Authorized 1984-85	Proposed 1985-86	Actual 1983-84	Estimated 1984-85	Proposed 1985-86
Disabled Students:						
Administrator II- 12 Mo.	1	1	1	2083-4088	34,260	34,260
Student Affairs Assistant II- 12 Mo	1	1	1	1928-2320	25,279	26,478
Temporary Help	5.2	4.1	4.1	(76,772)	67,822	67,822
Clerical Assistant IIB	0.8	-	-	1253-1480	-	-
Clerical Assistant IIA	-	1	1	1189-1401	14,564	15,171
Student Assistant	2.5	1	1	(22,618)	9,955	9,955
Totals, Student Service	164.4	167.4	167.4	\$3,577,782	\$4,268,190	\$4,341,726
Institutional Support:						
Executive Management:						
President	1	1	1	4884-7341	83,544	83,544
Administrator IV- 12 Mo.	1.9	2	2	3333-6813	116,088	116,088
Associate Systems Analyst	1	1	1	2578-3109	36,165	37,314
Administrator III- 12 Mo.	4.6	5	5	2500-5450	214,894	214,894
Administrator II- 12 Mo.	2.6	2.5	2.5	2083-4088	78,534	78,534
Student Affairs Assistant II- 12 Mo	0.8	1	1	1928-2320	23,953	25,087
Executive Secretary, Range A	0.8	-	-	1772-2130	-	-
Administrative Secretary, Range A	3	3	3	1624-1943	69,954	69,954
Clerical Assistant IVA	0.3	-	-	1524-1814	-	-
Senior Secretary A	3.3	4	4	1524-1814	83,585	84,381
Secretary A	-	0.5	0.5	1378-1632	8,271	8,623
Temporary Help	0.5	-	-	(7,466)	-	-
Administrator I- 12 Mo.	-	1	1	1250-2725	20,010	20,010
Clerical Assistant IIA	0.5	-	-	1189-1401	-	-
Student Assistant	0.9	-	-	(8,019)	-	-
Overtime	-	-	-	(497)	-	-
Terminal Pay	-	-	-	(15,865)	-	-
Financial Operations:						
Administrator III- 12 Mo.	2.8	3	3	2500-5450	120,048	120,048
Administrator II- 12 Mo.	1.8	3.5	3.5	2083-4088	101,018	101,018
Accountant I	2	2.5	2.5	2015-2425	69,964	70,868
Assistant Administrative Analyst	0.8	-	-	2015-2425	-	-
Supervising Asst Admin Analyst	1	1	1	2015-2425	29,102	29,102
Administrative Assistant I	1	1	1	2105-2425	29,102	29,102
Junior Staff Analyst	1.3	2	2	1681-2015	48,359	48,359
Accounting Technician IIIA	3	3	3	1660-1988	69,810	70,846
Stud. Pers Tech, Financial Aid, Rg A	5	6	6	1593-1902	127,032	131,072
Supervising Account Clerk IA	1	1	1	1557-1855	22,260	22,260
Payroll Personnel Transact Clk IIA	5	5	5	1524-1814	107,865	108,804
Clerical Assistant IVA	3	3	3	1524-1814	64,488	65,293
Senior Data Control Tech, Range A	1	1	1	1486-1764	21,177	21,177
Accounting Technician IIA	2	2	2	1419-1681	38,611	39,403
Graphics Spec. IA	1	1	1	1401-1660	17,660	18,424
Clerical Assistant IIIA	10.5	11.4	11.4	1378-1632	208,858	214,459
Temporary Help	3.8	3.4	3.4	(56,835)	56,243	56,243
Administrator I- 12 Mo.	4.8	5	5	1250-2725	113,058	113,058
Student Assistant	0.8	-	-	(7,251)	-	-
Overtime	-	-	-	(20,314)	-	-
Terminal Pay	-	-	-	(6,970)	-	-
General Administrative Services:						
Student Admissions And Records:						
Associate Systems Analyst	0.3	1	1	2578-3109	36,022	37,314
Student Affairs Assistant IV	-	1	1	2510-3027	30,123	31,562
Administrator III- 12 Mo.	1.7	2	2	2500-5450	84,420	84,420
Student Affairs Officer - 12 Mo.	-	1	1	2104-2534	25,257	26,448
Administrator II- 12 Mo.	3.2	4	4	2083-4088	127,092	127,092
Superv Stmnt Affairs Asst III	0.9	1	1	2066-2487	28,380	29,723
Assistant Administrative Analyst	0.3	-	-	2015-2425	-	-
Programmer I	2	3	3	1907-2294	71,957	75,372
Junior Staff Analyst	1.7	2	2	1681-2015	45,583	46,588
Evaluation Technician I	11	18	18	1593-1902	373,177	383,700
Student Affairs Trainee	0.2	1	1	1546-1684	18,693	19,500
Clerical Assistant IVA	3.5	5	5	1524-1814	97,095	100,627
Senior Secretary A	1	1	1	1524-1814	21,764	21,764
Supervising Clerical Assistant IIIA	1	1	1	1378-1632	19,104	19,584
Clerical Assistant IIIA	26.1	24.5	24.5	1378-1632	446,087	458,368
Temporary Help	7.6	-	-	(111,823)	-	-
Administrator I- 12 Mo.	7.1	8	8	1250-2725	167,028	167,028
Clerical Assistant IIA	16.3	16.5	16.5	1189-1401	262,855	268,076
Student Assistant	3	-	-	(27,111)	-	-
Overtime	-	-	-	(7,492)	-	-
Student Affirmative Action:						
Student Affairs Officer - 12 Mo.	1	1	1	2104-2534	30,398	30,398
Temporary Help	5.8	1	1	(86,402)	16,542	16,542
Student Assistant	0.7	-	-	(6,568)	-	-
Employee Personnel And Records:						
Administrator III- 12 Mo.	1	1	1	2500-5450	40,980	40,980
Administrator II- 12 Mo.	3.4	3.5	3.5	2083-4088	114,894	114,894
Staff Services Tech IA - Personnel	2	2	2	1703-2044	49,022	49,022
Clerical Assistant IIIA	0.7	0.8	0.8	1378-1632	13,375	13,946
Temporary Help	2.4	-	-	(35,551)	-	-
Administrator I- 12 Mo.	1	1	1	1250-2725	26,976	26,976
Clerical Assistant IIA	0.5	0.5	0.5	1189-1401	8,351	8,408
Overtime	-	-	-	(2,542)	-	-

6610 SAN FRANCISCO STATE UNIVERSITY—Continued

1
2
3
4
5
6
7
8
9
10
11
12
13
14
15
16
17
18
19
20
21
22
23
24
25
26
27
28
29
30
31
32
33
34
35
36
37
38
39
40
41
42
43
44
45
46
47
48
49
50
51
52
53
54
55
56
57
58
59
60
61
62
63
64
65
66
67
68
69
70
71
72
73
74
75
76
77
78
79
80
81
82
83
84
85
86
87
88
89
90
91
92
93
94
95
96
97
98

ORGANIZATIONAL UNIT Classification	NUMBER OF POSITIONS			EXPENDITURES		
	Filled 1983-84	Authorized 1984-85	Proposed 1985-86	Actual 1983-84	Estimated 1984-85	Proposed 1985-86
Logistical Services:						
Support Operations:						
Administrator III- 12 Mo.	1	1	1	2500-5450	43,068	43,068
Administrative Assistant II	-	-	-	2425-2924	-	-
Administrator II- 12 Mo.	1	1	1	2083-4088	26,748	26,748
Assistant Administrative Analyst	-	1	1	2015-2425	24,180	25,329
Automotive Mechanic	1	1	1	1955-2144	25,727	25,727
Procurement Assistant, Range A	1	1	1	1838-2210	26,530	26,530
Staff Services Tech IA - Admin Secs	0.5	0.5	0.5	1703-2044	11,980	12,256
Automotive Equipment Operator IA	2	2	2	1667-1822	43,711	43,711
Reproduction Processes Supervisor IA	1	1	1	1557-1855	22,012	22,260
Purchasing Agent, Range A	4.8	5	5	1550-1847	106,489	108,797
Shipping Receiving Assistant IA	0.9	1	1	1431-1696	20,354	20,354
Property Clerk IA	1.9	2	2	1431-1696	39,712	40,565
Clerical Assistant IIIA	2.9	3	3	1378-1632	57,078	58,135
Reproduction Processes Asst, Range A	1.5	2	2	1378-1632	36,283	37,141
Warehouse Worker, Range A	2.6	3.5	3.5	1378-1632	62,948	65,172
Temporary Help	4.4	-	-	(65,085)	-	-
Supervising Telephone Oper., range A	0.7	1	1	1344-1590	16,137	16,816
Duplicating Machine Oper IIA-Offset	0.2	1	1	1280-1511	15,680	16,340
Mail Clerk, Range A	2	2.2	2.2	1280-1511	37,673	38,506
Clerical Assistant IIB	-	-	-	1253-1480	-	-
Administrator I- 12 Mo.	5.1	5	5	1250-2725	120,180	120,180
Clerical Assistant IIA	0.4	0.4	0.4	1189-1401	5,825	6,069
Overtime	-	-	-	(1,832)	-	-
Terminal Pay	-	-	-	(10,134)	-	-
Public Safety:						
Administrator III- 12 Mo.	1	1	1	2500-5450	42,636	42,636
Supervising Public Safety Officer I	4.5	5	5	2194-2643	156,432	158,222
Public Safety Investigator	1.8	2.1	2.1	2095-2523	62,482	63,175
Administrator II- 12 Mo.	1.8	2	2	2083-4088	59,600	59,600
Public Safety Officer	7.4	8.5	8.5	2001-2408	222,220	228,612
Public Safety Dispatch, typing, mg A	1.9	2.2	2.2	1401-1660	38,736	40,403
Temporary Help	0.4	-	-	(6,456)	-	-
Overtime	-	-	-	(18,288)	-	-
Evening And Night Shift Differential	-	-	-	(4,443)	-	-
Physical Plant Operations:						
Maintenance Office Administration:						
Administrator III- 12 Mo.	1.5	2	2	2500-5450	86,640	86,640
Administrative Assistant I	1	1	1	2105-2425	26,530	27,783
Drafting Technician IIA	1	1	1	1970-2370	28,449	28,449
Drafting Technician IA	1	1	1	1646-1970	23,644	23,644
Clerical Assistant IVA	2	2	2	1524-1814	43,207	43,529
Stock Clerk, Range A	0.4	1	1	1328-1570	17,077	17,808
Clerical Assistant IIB	0.8	1	1	1253-1480	15,615	16,278
Clerical Assistant IIA	0.1	0.1	0.1	1189-1401	1,457	1,517
Student Assistant	-	0.7	0.7	3.35-6.33	6,969	6,969
Overtime	-	-	-	(130)	-	-
Utility Plants:						
Administrator II- 12 Mo.	1	1	1	2083-4088	29,652	29,652
Supervising Bldg. Service Engineer	1	1	1	2066-2374	28,486	28,486
Machinist	1	1	1	2019-2215	26,572	26,572
Building Service Engineer	5.5	6	6	1964-2256	152,770	157,208
Operating Engineer	2.9	3	3	1722-1885	66,441	67,417
Clerical Assistant IIA	0.1	0.4	0.4	1189-1401	5,903	6,152
Student Assistant	-	0.5	0.5	3.35-6.33	4,978	4,978
Overtime	-	-	-	(10,344)	-	-
Evening And Night Shift Differential	-	-	-	(358)	-	-
Building Maintenance:						
Supervising Electrician	1	1	1	2256-2476	29,713	29,713
Supervising Plumber	1	1	1	2256-2476	29,713	29,713
Supervising Carpenter	1	1	1	2154-2363	28,354	28,354
Supervising Painter	1	1	1	2154-2363	28,354	28,354
Locksmith II	1	1	1	2154-2363	28,354	28,354
Administrator II- 12 Mo.	1	1	1	2083-4088	33,804	33,804
Electrician I	2.8	3.6	3.6	2057-2256	93,398	96,216
Plumber I	2	2	2	2057-2256	54,146	54,146
Carpenter I	2.8	2.8	2.8	1964-2154	72,368	72,368
Painter I	3.8	4	4	1964-2154	103,382	103,382
Locksmith I	1	1	1	1964-2154	25,846	25,846
Building Service Engineer	1.5	3	3	1964-2256	74,224	76,441
Fusion Welder	0.3	-	-	1955-2144	-	-
Automotive Mechanic	0.8	1	1	1955-2144	23,456	24,565
Building Maintenance Worker	6.6	7	7	1715-1876	157,542	157,542
Temporary Help-Plant Operations	2.1	0.8	0.8	(38,207)	16,463	16,463
Junior Staff Analyst	0.7	1	1	1681-2015	20,172	21,072
Skilled Labor	1.7	2	2	1678-1834	42,808	43,765
Truck Driver, Range A	1	1	1	1667-1822	21,856	21,856
Drafting Aid, Range A	1	1	1	1396-1653	19,421	19,832
Clerical Assistant IIIA	0.1	0.1	0.1	1378-1632	1,654	1,724
Clerical Assistant IIA	0.1	0.2	0.2	1189-1401	2,952	3,076
Student Assistant	0.1	0.4	0.4	(477)	3,982	3,982
Overtime	-	-	-	(10,467)	-	-
Evening And Night Shift Differential	-	-	-	(560)	-	-

6610 SAN FRANCISCO STATE UNIVERSITY—Continued

1
2
3
4
5
6
7
8
9
10
11
12
13
14
15
16
17
18
19
20
21
22
23
24
25
26
27
28
29
30
31
32
33
34
35
36
37
38
39
40
41
42
43
44
45
46
47
48
49
50
51
52
53
54
55
56
57
58
59
60
61
62
63
64
65
66
67
68
69
70
71
72
73
74
75
76
77
78
79
80
81
82
83
84
85
86
87
88
89
90
91
92
93
94
95
96
97
98

ORGANIZATIONAL UNIT

NUMBER OF POSITIONS

EXPENDITURES

Classification

Filled
1983-84

Authorized
1984-85

Proposed
1985-86

Actual
1983-84

Estimated
1984-85

Proposed
1985-86

Grounds Maintenance:

Classification	Filled 1983-84	Authorized 1984-85	Proposed 1985-86	Actual 1983-84	Estimated 1984-85	Proposed 1985-86
Materials Fabrication Specialist	1	1	1	2154-2363	28,354	28,354
Administrator II- 12 Mo.	0.9	1	1	2083-4088	26,748	26,748
Electrician I	0.9	1	1	2057-2256	25,168	26,357
Programmer I	0.9	1	1	1907-2294	23,700	24,813
Building Maintenance Worker	0.2	0.8	0.8	1715-1876	16,463	17,202
Temporary Help-Plant Operations	-	-	-	(78)	-	-
Skilled Labor	1	1	1	1678-1834	20,130	21,028
Automotive Equipment Operator IA	0.7	2	2	1667-1822	40,004	41,779
Lead Groundswoker, Range A	1	1	1	1610-1925	23,096	23,096
Tree Trimmer IIA	0.8	1	1	1610-1925	19,323	20,172
Gardener, Range A	1	1	1	1543-1838	22,065	22,065
Groundswoker, Range A	6.1	7.5	7.5	1419-1610	136,801	139,593
Administrator I- 12 Mo.	1	1	1	1250-2725	25,536	25,536
Overtime	-	-	-	(1,844)	-	-

SALARY RANGE

Custodial Services:

Administrative Assistant II	0.6	-	-	2425-2924	-	-
Administrator II- 12 Mo.	4.1	4	4	2083-4088	130,680	130,680
Planner-estimator-scheduler	2	2	2	2015-2425	58,204	58,204
Operating Engineer	-	0.2	0.2	1722-1885	5,168	5,402
Temporary Help-Plant Operations	0.8	-	-	(14,640)	-	-
Junior Staff Analyst	0.4	1	1	1681-2015	23,548	24,180
Irrigation Specialist	0.8	1	1	1543-1838	19,057	19,889
Payroll Personnel Transact Clk IIA	1	2	2	1524-1814	38,567	40,252
Clerical Assistant IVA	2	2	2	1524-1814	40,607	42,193
Groundswoker, Range A	1.3	1.4	1.4	1419-1610	26,919	27,052
Laborer, Range A	-	1	1	1419-1543	17,025	17,756
Clerical Assistant IIIB	2	2	2	1401-1660	39,272	39,821
WINDOW Cleaner, Range A	-	2	2	1390-1646	33,345	34,781
Clerical Assistant IIIA	1.8	1.3	1.3	1378-1632	20,677	21,559
Secretary A	-	1	1	1378-1632	16,542	17,247
Data Control Technician, Range A	1	1	1	1322-1563	18,761	18,761
Lead Custodian, Range A	9.1	11	11	1295-1531	196,702	198,412
Clerical Assistant IIB	-	1	1	1253-1480	17,756	17,756
Administrator I- 12 Mo.	4.7	5.4	5.4	1250-2725	111,162	111,162
Custodian, Range A	70.1	78.6	78.6	1203-1419	1,297,207	1,313,072
Clerical Assistant IIA	1.1	-	-	1189-1401	-	-
Overtime	-	-	-	(10,447)	-	-
Evening And Night Shift Differential	-	-	-	(2,720)	-	-

Faculty And Staff Services:

Overtime	-	-	-	-	73,671	73,671
Management Comp. Adjustment -New	-	-	-	-	-	145,295
Management Comp. Adjust -Continuing	-	-	-	-	549,002	550,429
Evening And Night Shift Differential	-	-	-	-	19,642	19,642
Non-Faculty Reclas - New	-	-	-	-	-	64,377
Non-Faculty Reclas - Continuing	-	-	-	-	66,548	153,060
Management Reclas- New	-	-	-	-	-	17,435
Management Reclas- Continuing	-	-	-	-	11,971	27,533

Community Relations:

Administrator III- 12 Mo.	0.5	0.7	0.7	2500-5450	26,677	26,677
Student Affairs Officer - 12 Mo.	-	0.5	0.5	2104-2534	12,629	13,224
Senior Secretary A	0.9	1	1	1524-1814	19,842	20,724
Temporary Help	2	-	-	(30,090)	-	-
Student Assistant	1	-	-	(9,018)	-	-
Overtime	-	-	-	(340)	-	-
Totals, Institutional Support	408.3	431	431	\$8,171,221	\$10,234,170	\$10,703,288

Independent Operations:

Institutional Operations:						
Part Time Faculty-AY	11.1	12	12	(238,847)	289,470	291,455
Pharmacist - 12 Month	-	0.3	0.3	2578-3109	9,278	9,721
Administrator III- 12 Mo.	-	1	1	2500-5450	38,110	38,110
Administrator II- 12 Mo.	1.3	1.5	1.5	2083-4088	41,250	41,250
Accountant I	1	1.5	1.5	2015-2425	41,866	42,471
Student Affairs Assistant II- 12 Mo	1	1	1	1928-2320	26,478	27,730
Programmer I	-	1	1	1907-2294	22,887	23,971
Equipment Tech.Electro-Mechanical IA	-	2	2	1797-2160	43,137	45,148
Staff Services Tech IA - Admin Sces	0.5	0.5	0.5	1703-2044	11,980	12,256
Accounting Technician IIIA	1.8	3	3	1660-1988	60,995	63,768
Library Assistant IIA	0.6	1	1	1557-1855	22,012	22,260
Payroll Personnel Transact Clk IIA	1	1	1	1524-1814	20,240	21,135
Clerical Assistant IVA	-	1	1	1524-1814	18,291	19,088
Graphics Spec IIA,graphics Art-techn	-	1	1	1524-1814	18,291	19,088
Senior Account Clerk, Range A	1.5	2	2	1419-1681	35,717	37,250
Accounting Technician IIA	1	1	1	1419-1681	19,015	19,842
Clerical Assistant IIIB	1.2	3.4	3.4	1401-1660	57,541	59,999
Supervising Clerical Assistant IIIA	-	1	1	1378-1632	16,542	17,247
Reproduction Processes Asst, Range A	2	2	2	1378-1632	39,168	39,168
Temporary Help	19.6	32	32	(298,354)	529,342	529,342
Clerical Assistant IIB	1	4	4	1253-1480	60,508	62,329
Administrator I- 12 Mo.	-	1	1	1250-2725	20,010	20,010
Data Entry Operator, Range A	0.5	1.9	1.9	1203-1419	29,149	30,008
Student Assistant	22.2	-	-	(197,157)	-	-
Overtime	-	-	-	(10,311)	-	-
Management Comp. Adjust -Continuing	-	-	-	-	9,113	9,113
Totals, Independent Operations ..	67.3	76.1	76.1	\$1,010,372	\$1,480,390	\$1,501,759
Totals, General Fund	2253.2	2215.7	2215.7	\$53,518,973	\$62,631,062	\$64,681,564

6610 SAN FRANCISCO STATE UNIVERSITY—Continued

ORGANIZATIONAL UNIT	NUMBER OF POSITIONS			EXPENDITURES			
	Classification	Filled 1983-84	Authorized 1984-85	Proposed 1985-86	Actual 1983-84	Estimated 1984-85	Proposed 1985-86
Dormitory Revenue Fund- Housing:							
Student Service:							
Student Support:							
				SALARY RANGE			
Administrator II- 12 Mo.	1	1	1	2083-4088	27,888	27,888	
Administrative Assistant 1	1	1	1	2105-2425	25,829	27,052	
Student Affairs Assistant II- 12 Mo	1	1	1	1928-2320	27,834	27,834	
Student Affairs Assistant I - 12 Mo	3	3	3	1684-2019	71,225	72,672	
Clerical Assistant IVA	0.9	1	1	1524-1814	19,705	20,576	
Clerical Assistant IIIA	2	2	2	1378-1632	35,244	36,759	
Temporary Help	-	-	-	(309)	-	-	
Head Resident IA	2.8	2.8	2.8	1367-1617	52,454	53,746	
Student Assistant	22.7	22	22	(202,107)	219,014	219,014	
Totals, Student Service	34.4	33.8	33.8	\$429,245	\$479,193	\$485,541	
Institutional Support:							
Financial Operations:							
Payroll Personnel Transact Clk IIA	0.5	1	1	1524-1814	18,326	19,118	
Accounting Technician IIA	1	1	1	1419-1681	19,147	19,983	
Payroll Personnel Transact Clk IA	0.4	-	-	1311-1550	-	-	
Clerical Assistant IIA	0.8	1	1	1189-1401	14,760	15,380	
Logistical Services:							
Administrator II- 12 Mo.	1.2	1	1	2083-4088	35,256	35,256	
Mail Clerk, Range A	0.9	1	1	1280-1511	18,135	18,135	
Physical Plant Operations:							
Supervising Bldg. Service Engineer	1	1	1	2066-2374	28,486	28,486	
Maintenance Mechanic	1	1	1	2057-2256	27,073	27,073	
Building Service Engineer	-	1	1	1964-2256	23,575	24,684	
Operating Engineer	1	1	1	1722-1885	22,528	22,612	
Temporary Help-Plant Operations	0.9	-	-	(15,718)	-	-	
Groundsworker, Range A	1	1	1	1419-1610	17,573	18,334	
Administrator I- 12 Mo.	1	1	1	1250-2725	19,368	19,368	
Custodian, Range A	8.5	10	10	1203-1419	165,565	166,908	
Faculty And Staff Services:							
Management Comp. Adjust -Continuing	-	-	-	-	7,566	7,566	
Totals, Institutional Support	19.2	21	21	\$334,281	\$417,358	\$422,903	
Totals, Dormitory Revenue Fund- Housing	53.6	54.8	54.8	\$763,526	\$896,551	\$908,444	
Dormitory Revenue Fund- Parking:							
Institutional Support:							
Financial Operations:							
Clerical Assistant IIIA	1	1	1	1378-1632	19,584	19,584	
Logistical Services:							
Public Safety Officer	1	1	1	2001-2408	28,891	28,891	
Parking Officer, Range A	2	2	2	1425-1688	39,542	40,384	
Public Safety Dispatch, typing, rng A	0.8	1	1	1401-1660	17,415	18,165	
Student Assistant	0.4	0.6	0.6	(3,507)	5,973	5,973	
Totals, Institutional Support	5.2	5.6	5.6	\$91,547	\$111,405	\$112,997	
Independent Operations:							
Campus Innovation:							
Administrative Assistant I	-	1	1	2105-2425	24,180	25,329	
Public Safety Dispatch, typing, rng A	0.2	-	-	1401-1660	-	-	
Student Assistant	1.8	-	-	(16,143)	-	-	
Totals, Independent Operations	2	1	1	\$19,217	\$24,180	\$25,329	
Totals, Dormitory Revenue Fund- Parking	7.2	6.6	6.6	\$110,764	\$135,585	\$138,326	
Continuing Education Revenue Fund:							
Instruction:							
Special Session Instruction:							
Temporary Help	1.4	3.9	3.9	(20,370)	64,514	64,514	
Student Assistant	8.2	6.2	6.2	(73,037)	61,722	61,722	
Summer Session Faculty	68.7	65.5	65.5	(1,184,994)	1,264,009	1,264,009	
Music Studio Instructional Faculty	-	-	-	(360)	-	-	
Extension Instruction:							
Temporary Help	0.1	3	3	(1,308)	49,626	49,626	
Student Assistant	5.6	4	4	(49,352)	39,821	39,821	
Extension Faculty	16.5	15.3	15.3	(223,017)	219,251	240,077	
Totals, Instruction	100.5	97.9	97.9	\$1,552,438	\$1,698,943	\$1,719,769	
Academic Support:							
Libraries:							
Student Assistant	1.3	-	-	(11,282)	-	-	
Audio-Visual Services:							
Student Assistant	1	1	1	(9,211)	9,955	9,955	
Computing Support:							
Programmer II	1	1	1	2273-2739	31,624	32,875	
Student Assistant	0.3	-	-	(2,811)	-	-	
Totals, Academic Support	3.6	2	2	\$50,260	\$41,579	\$42,830	

6610 SAN FRANCISCO STATE UNIVERSITY—Continued

ORGANIZATIONAL UNIT Classification	NUMBER OF POSITIONS			EXPENDITURES		
	Filled 1983-84	Authorized 1984-85	Proposed 1985-86	Actual 1983-84	Estimated 1984-85	Proposed 1985-86
Institutional Support:						
Executive Management:						
Administrator III- 12 Mo.	1	1	1	2500-5450		51,516
Extended Education Specialist- IIA	3	3	3	2430-2930	101,470	103,175
Administrator II- 12 Mo.	2.9	3	3	2083-4088	96,504	96,504
Extended Education Specialist- IA	0.3	1	1	2019-2430	28,825	29,155
Public Affairs Assistant II	0.9	1	1	1838-2210	25,429	26,530
Clerical Assistant IVA	1	2	2	1524-1814	40,056	40,852
Senior Secretary A	0.9	1	1	1524-1814	19,568	20,428
Supervising Clerical Assistant IIIA	0.8	1	1	1378-1632	18,830	19,584
Clerical Assistant IIIA	4.9	7	7	1378-1632	125,746	129,479
Secretary A	0.6	-	-	1378-1632	-	-
Temporary Help	7.3	2	2	(108,241)	33,084	33,084
Administrator I- 12 Mo.	-	1	1	1250-2725	20,010	20,010
Clerical Assistant IIA	0.8	2	2	1189-1401	29,526	30,764
Student Assistant	4.2	4.9	4.9	(36,916)	48,780	48,780
Overtime	-	-	-	(226)	-	-
Financial Operations:						
Payroll Personnel Transact Clk IIA	1	1	1	1524-1814	21,761	21,761
Clerical Assistant IVA	1	1	1	1524-1814	21,764	21,764
Senior Secretary A	-	1	1	1524-1814	20,959	21,764
Accounting Technician IIA	1	1	1	1419-1681	20,124	20,124
Clerical Assistant IIIA	0.8	1	1	1378-1632	18,055	18,830
Administrator I- 12 Mo.	1	1	1	1250-2725	20,460	20,460
Logistical Services:						
Senior Secretary A	0.9	-	-	1524-1814	-	-
Faculty And Staff Services:						
Management Comp. Adjust -Continuing	-	-	-	-	17,284	17,284
Totals, Institutional Support	34.3	35.9	35.9	\$648,782	\$779,751	\$791,848
Totals, Continuing Education						
Revenue Fund	138.4	135.8	135.8	\$2,251,480	\$2,520,273	\$2,554,447
Totals, San Francisco State Uni- versity	2452.4	2412.9	2412.9	\$56,644,743	\$66,183,471	\$68,282,781

6610 SAN JOSE STATE UNIVERSITY ¹

General Fund:						
Instruction:						
Regular Instruction:						
Instructional Support:						
Depart. Chair-Assoc. Dean - 12 Mo.	10.6	2	2	\$1619-4085	\$65,918	\$68,350
Administrator IV- 12 Mo.	12.2	11	11	3333-6813	570,816	570,816
Depart. Chair-Assoc. Dean - AY	4.2	4.7	4.7	1426-3544	102,521	118,651
Coordinator-Teacher Education-AY	4.8	4.8	4.8	1426-3544	104,531	121,176
Senior Administrative Analyst	0.6	1.5	1.5	2924-3530	52,642	55,168
Television Engineer	1	1	1	2726-3290	39,481	39,481
Administrator III- 12 Mo.	11	22.6	22.6	2500-5450	1,000,427	1,000,427
Administrator III- A.Y.	4.1	3.7	3.7	2500-5450	123,656	123,656
Associate Administrative Analyst	0.8	2	2	2425-2924	58,204	60,998
Administrative Assistant II	0.5	0.5	0.5	2425-2924	17,547	17,547
Instructional Support Tech. III	1.9	2	2	2160-2602	62,434	62,434
Supv Instructional Support Tech III	1	1	1	2160-2602	31,217	31,217
Equipment Tech.Mechanical III	3	3	3	2160-2602	93,651	93,651
Equip.Tech.Electro-Mechanical III	0.5	-	-	2160-2602	-	-
Equipment Tech.Electronic III	4	5	5	2160-2602	150,797	152,024
Supv Equip Tech III-Mechanical	1	1	1	2160-2602	31,217	31,217
Supv Equip Tech III-Electronic	2	3	3	2160-2602	88,363	89,590
Student Affairs Officer - 12 Mo.	1	-	-	2104-2534	-	-
Administrator II- 12 Mo.	1	2	2	2083-4088	72,348	72,348
Clinical Laboratory Technologist IA	1	1	1	2082-2392	28,710	28,710
Accountant I	1	1	1	2015-2425	28,333	29,102
Instructional Support Tech. IIA	10.8	11.2	11.2	1970-2370	306,371	310,774
Supervising Stage Technician IIA	1	1	1	1970-2370	28,449	28,449
Equipment Technician,mechanical IIA	11.3	13	13	1970-2370	357,774	361,231
Equipment Technician,electronic IIA	7	7.7	7.7	1970-2370	213,123	216,139
Equip.Tech.Specialized Equip. IIA	2.5	2.5	2.5	1970-2370	71,123	71,123
Student Affairs Assistant II- 12 Mo	1	1	1	1928-2320	27,834	27,834
Slide Curator IIA	1	1	1	1855-2231	22,260	23,318
Instructional Support Tech. IA	16.5	18.5	18.5	1797-2160	463,345	470,383
Stage Technician IA	0.3	0.3	0.3	1797-2160	5,911	6,189
Costume Technician IIA	1	1	1	1797-2160	25,929	25,929
Equipment Technician,mechanical IA	1	1	1	1797-2160	23,555	24,662
Equipment Tech.Electro-Mechanical IA	0.8	1	1	1797-2160	22,155	23,198
Equipment Technician,electronic IA	3.7	3.5	3.5	1797-2160	82,279	84,918
Equipment Tech.Specialized Equip. IA	0.5	0.5	0.5	1797-2160	12,965	12,965
Administrative Aid, Range A	3	3	3	1733-2082	70,911	71,886
Accompanist IIA	1.5	1.5	1.5	1718-2063	37,131	37,131
Staff Services Tech IA - Admin Sces	1	1	1	1703-2044	21,372	22,364

¹The Salary Range and amounts shown in 1984-85 and 1985-86 for the California State University do reflect the 1984-85 fiscal year salary increase adjustment.

6610 SAN JOSE STATE UNIVERSITY—Continued

1
2
3
4
5
6
7
8
9
10
11
12
13
14
15
16
17
18
19
20
21
22
23
24
25
26
27
28
29
30
31
32
33
34
35
36
37
38
39
40
41
42
43
44
45
46
47
48
49
50
51
52
53
54
55
56
57
58
59
60
61
62
63
64
65
66
67
68
69
70
71
72
73
74
75
76
77
78
79
80
81
82
83
84
85
86
87
88
89
90
91
92
93
94
95
96
97
98

ORGANIZATIONAL UNIT Classification	NUMBER OF POSITIONS			EXPENDITURES		
	Filled 1983-84	Authorized 1984-85	Proposed 1985-86	Actual 1983-84	Estimated 1984-85	Proposed 1985-86
				SALARY RANGE		
Junior Staff Analyst	7.3	9	9	1681-2015	203,135	208,002
Research Technician I	0.3	-	-	1681-2105	-	-
Instructional Support Asst. IIIA	2.5	17.8	17.8	1646-1970	309,873	370,855
Public Affairs Assistant I	1	1	1	1610-1925	22,924	23,096
Evaluation Technician I	1	1	1	1593-1902	22,825	22,825
Depart Secretary IIIA, Stenography	9.5	10	10	1524-1814	208,428	212,572
Clerical Assistant IVA	9.1	10	10	1524-1814	211,195	214,056
Senior Secretary A	9.8	10	10	1524-1814	214,635	215,447
Athletic Equipment Attendant IIA	1	1	1	1449-1718	20,615	20,615
Instructional Support Asst. IIA	4.4	12	12	1449-1718	216,322	223,826
Senior Account Clerk, Range A	1.8	1.7	1.7	1419-1681	35,217	35,217
Depart Secretary IIA, Stenography	23.2	24.5	24.5	1401-1660	467,942	475,946
Clerical Assistant IIIB	3	1.5	1.5	1401-1660	29,043	29,866
Secretary B	1.8	3	3	1401-1660	56,697	57,418
Depart Secretary IIA	4.7	5	5	1378-1632	96,250	97,235
Depart Secretary IIA, Dictating	2.7	3	3	1378-1632	55,921	57,998
Clerical Assistant IIIA	5.8	11.8	11.8	1378-1632	209,290	215,464
Secretary A	0.1	-	-	1378-1632	-	-
Temporary Help	38.4	-	-	(567,049)	-	-
Depart Secretary IA, Stenography	3.9	5.5	5.5	1301-1537	95,994	97,733
Depart Secretary IA, Dictating	4.8	4.5	4.5	1301-1537	78,647	80,637
Athletic Equipment Attendant IA	3.9	4.5	4.5	1290-1524	77,414	79,148
Instructional Support Asst. IA	2.9	5.1	5.1	1290-1524	86,432	89,021
Clerical Assistant IIB	16.9	17.1	17.1	1253-1480	287,853	295,325
Administrator I- 12 Mo.	1	1	1	1250-2725	22,956	22,956
Clerical Assistant IIA	6.6	19.6	19.6	1189-1401	293,473	304,595
Student Assistant	1.8	-	-	(15,662)	-	-
Overtime	-	-	-	(17,494)	-	-
Terminal Pay	-	-	-	(21,477)	-	-
Instructional Faculty:						
Head Coach-12 Month	6	5.2	5.2	3381-4085	243,920	247,547
Lecturer - AY - D	2.5	3	3	2936-3544	126,398	127,590
Professor - AY	451.9	481.5	481.5	2936-3544	19,847,572	20,164,670
Head Coach-AY	2.2	1.8	1.8	2936-3544	73,810	75,024
Part Time Faculty-AY	213.5	-	-	(4,587,926)	-	-
Coach-12 Month	10.4	9.6	9.6	2674-3225	353,428	361,055
Lecturer - AY - C	23.9	23	23	2325-2802	711,673	741,960
Associate Professor-AY	167.3	181.2	181.2	2325-2802	5,821,733	5,962,079
Coach-10 Month	0.9	-	-	2325-2802	-	-
Coach-AY	2.9	5.7	5.7	2325-2802	179,755	184,068
Coaching Specialist-12 Month	-	1.1	1.1	2120-2552	27,284	28,768
Sabbatical Leave Replacement	21.3	22.5	22.5	(458,412)	542,757	546,478
Sabbatical Leave Difference In Pay	5.9	-	-	(126,741)	-	-
Faculty Development Leaves	2.3	-	-	(50,064)	-	-
Substitute Faculty	0.5	-	-	(11,374)	-	-
Lecturer - AY - B	61.4	76.7	76.7	1847-2220	1,946,140	2,025,931
Assistant Professor-AY	43.5	241.9	241.9	1847-2220	5,879,251	6,180,048
Lecturer - AY - A	2.5	2	2	1689-2024	48,066	48,583
Coaching Assistant-AY	0.1	0.2	0.2	1689-2024	4,825	4,858
Graduate Assistant	87.7	-	-	(392,964)	-	-
Faculty Promotions - New	-	-	-	-	-	71,719
Faculty Promotions - Continuing	-	-	-	-	64,182	148,632
Market Condition Salary Supplements	-	-	-	-	3,664	-
Exceptional Merit Service Awards	-	-	-	(61,500)	-	-
Instructionally Related Activities:						
Temporary Help	1.3	-	-	(19,737)	-	-
Totals, Instruction	1408.3	1376.5	1376.5	\$38,252,642	\$43,712,839	\$44,953,919
Academic Support:						
Libraries:						
Administrator IV- 12 Mo.	1	1	1	3333-6813	53,076	53,076
Supervising Librarian-12mo	1	1	1	2709-3268	38,950	39,217
Librarian-12 Month	4.8	5	5	2709-3268	194,451	196,085
Administrator III- 12 Mo.	0.9	-	-	2500-5450	-	-
Superv Assoc. Librarian-12 Month	0.2	-	-	2467-2974	-	-
Associate Librarian-12 Month	6.5	7.5	7.5	2467-2974	263,718	267,422
Senior Assistant Librarian-12 Month	8.4	11.4	11.4	1914-2646	337,906	343,553
Equipment Tech.Electro-Mechanical IA	0.4	0.5	0.5	1797-2160	11,688	12,239
Administrative Aid, Range A	0.9	1	1	1733-2082	24,321	24,976
Supervising Library Assistant IIIA	-	1	1	1699-2038	20,392	21,307
Library Assistant IIIA	2.3	4	4	1696-2034	90,082	93,328
Assistant Librarian-12 Month	2.8	3.3	3.3	1652-2270	85,613	87,045
Library Assistant IIA	14.9	19.5	19.5	1557-1855	414,184	421,345
Clerical Assistant IVA	2	2	2	1524-1814	43,529	43,529
Senior Secretary A	-	1	1	1524-1814	18,291	19,088
Senior Account Clerk, Range A	0.8	1	1	1419-1681	20,124	20,124
Secretary B	0.1	-	-	1401-1660	-	-
Clerical Assistant IIIA	1.5	1.5	1.5	1378-1632	29,376	29,376
Library Assistant IA	9.1	10.9	10.9	1378-1632	200,259	206,100
Temporary Help	38.3	15.9	15.9	(566,123)	263,017	263,017
Mail Clerk, Range A	0.5	-	-	1280-1511	-	-
Administrator I- 12 Mo.	1	1	1	1250-2725	24,672	24,672
Book Repairer IA	1.5	2.5	2.5	1199-1413	38,985	40,267
Clerical Assistant IIA	1.9	1	1	1189-1401	14,564	15,171

6610 SAN JOSE STATE UNIVERSITY—Continued

ORGANIZATIONAL UNIT	NUMBER OF POSITIONS			EXPENDITURES			
	Classification	Filled 1983-84	Authorized 1984-85	Proposed 1985-86	Actual 1983-84	Estimated 1984-85	Proposed 1985-86
					SALARY RANGE		
Student Assistant	-	19.4	19.4	3,35-6,33	193,131		193,131
Evening And Night Shift Differential	-	-	-	(566)	-		-
Exceptional Merit Service Awards	-	-	-	(1,500)	-		-
Audio-Visual Services:							
Professor - AY	0.7	-	-	2936-3544	-		-
Administrator III- 12 Mo.	2	2	2	2500-5450	89,304		89,304
Administrator III- A.Y.	0.3	1	1	2500-5450	38,988		38,988
Media Production Specialist III	2	2	2	2263-2726	65,437		65,437
Equipment Tech.Electronic III	1	1	1	2160-2602	31,217		31,217
Administrator II- 12 Mo.	1	1	1	2083-4088	30,072		30,072
Photographer II	1	1	1	2053-2472	29,663		29,663
Graphic Artist II	2	2	2	2053-2472	59,326		59,326
Instructional Support Tech. IIA	-	1	1	1970-2370	23,644		24,754
Equipment Technician,electronic IIA	1	1	1	1970-2370	28,449		28,449
Assistant Professor-AY	-	1	1	1847-2220	20,102		25,245
Instructional Support Tech. IA	1	1.2	1.2	1797-2160	30,243		30,444
Equipment Tech.Electro-Mechanical IA	1	2	2	1797-2160	47,498		48,503
Equipment Technician,electronic IA	0.8	1	1	1797-2160	25,929		25,929
Photographer I	1	1	1	1789-2150	25,799		25,799
Instructional Support Asst. IIIA	1	1	1	1646-1970	21,410		22,406
Equipment Maintenance Assistant IA	0.9	1	1	1646-1970	22,841		23,644
Instructional Support Asst. IIA	2	2	2	1449-1718	41,231		41,231
Property Clerk IA	1	1	1	1431-1696	20,354		20,354
Secretary B	1	1	1	1401-1660	19,910		19,910
Temporary Help	2.6	0.1	0.1	(38,236)	1,654		1,654
Evening And Night Shift Differential	-	-	-	(223)	-		-
Television Services:							
Television Engineer	1	1	1	2726-3290	39,481		39,481
Media Production Specialist III	1	1	1	2263-2726	32,718		32,718
Instructional Support Tech. IIA	0.5	0.5	0.5	1970-2370	13,686		14,225
Temporary Help	1.4	-	-	(21,281)	-		-
Clerical Assistant IIB	0.5	0.5	0.5	1253-1480	8,878		8,878
Computing Support:							
Administrator IV- 12 Mo.	1	1	1	3333-6813	51,000		51,000
Associate Systems Analyst	2.9	3	3	2578-3109	111,942		111,942
Assoc. Systems Software Specialist	-	1	1	2578-3109	30,930		32,405
Administrator III- 12 Mo.	6	6	6	2500-5450	223,332		223,332
Programmer II	3.7	5	5	2273-2739	143,651		150,523
Instruct. Computing Consultant II	-	1	1	2273-2739	27,274		28,580
Administrator II- 12 Mo.	1	1	1	2083-4088	26,748		26,748
Equipment Technician,electronic IIA	0.5	1	1	1970-2370	23,922		25,048
Programmer I	1.6	-	-	1907-2294	-		-
Senior Computer Operator, Range A	3.5	4	4	1610-1925	87,237		89,105
Senior Secretary A	1	1	1	1524-1814	21,603		21,764
Senior Data Control Tech., Range A	2.6	3	3	1486-1764	58,665		60,958
Computer Operator, Range A	1.5	2	2	1419-1681	41,348		41,348
Temporary Help	11.9	-	-	(175,188)	-		-
Senior Data Entry Operator, Range A	1	1	1	1344-1590	19,088		19,088
Data Control Technician, Range A	0.9	1	1	1322-1563	16,202		16,894
Administrator I- 12 Mo.	2	2	2	1250-2725	49,200		49,200
Data Entry Operator, Range A	1	1	1	1203-1419	16,794		17,025
Overtime	-	-	-	(15,494)	-		-
Evening And Night Shift Differential	-	-	-	(2,792)	-		-
Ancillary Support:							
Marine Science Facil And Fisheries:							
Professor - AY	2.9	5	5	2936-3544	202,789		208,202
Part Time Faculty-AY	0.8	-	-	(17,853)	-		-
Administrator III- A.Y.	1	1	1	2500-5450	40,980		40,980
Associate Professor-AY	1.1	1.3	1.3	2325-2802	41,739		42,025
Equip.Tech.Specialized Equip. III	1	1	1	2160-2602	31,217		31,217
Assistant Professor-12 Month	-	1	1	2120-2552	27,715		29,225
Equipment Technician,mechanical IIA	1	1	1	1970-2370	28,449		28,449
Equip.Tech.Specialized Equip. IIA	1	1	1	1970-2370	28,449		28,449
Senior Assistant Librarian-12 Month	1	1	1	1914-2646	27,221		28,715
Assistant Professor-AY	0.9	2.7	2.7	1847-2220	68,671		70,816
Equipment Technician,mechanical IA	1	1	1	1797-2160	25,929		25,929
Equipment Tech.Specialized Equip. IA	1	1	1	1797-2160	25,929		25,929
Building Maintenance Worker	1	1	1	1715-1876	22,506		22,506
Senior Account Clerk, Range A	1	1	1	1419-1681	20,054		20,124
Depart Secretary IIA, Stenography	1	1	1	1401-1660	19,842		19,910
Temporary Help	0.6	0.2	0.2	(8,562)	3,309		3,309
Custodian, Range A	1	1	1	1203-1419	17,025		17,025
Graduate Assistant	9	-	-	(41,584)	-		-
Center For Economics Education:							
Director-AY	0.5	0.5	0.5	1426-3544	21,120		21,266
Clerical Assistant IIB	0.5	0.5	0.5	1253-1480	8,340		8,695
Master Of Social Work:							
Administrator IV- 12 Mo.	1	1	1	3333-6813	52,032		52,032
Secretary B	0.6	1	1	1401-1660	16,542		17,247
Temporary Help	0.1	-	-	(1,143)	-		-
Radiology Facility:							
Coordinator - 12 Mo	-	0.3	0.3	1619-4085	12,672		12,759
Radiation Safety Officer	1	1	1	2602-3139	37,667		37,667
Clerical Assistant IIIA	1	1	1	1378-1632	18,633		19,447

6610 SAN JOSE STATE UNIVERSITY—Continued

1
2
3
4
5
6
7
8
9
10
11
12
13
14
15
16
17
18
19
20
21
22
23
24
25
26
27
28
29
30
31
32
33
34
35
36
37
38
39
40
41
42
43
44
45
46
47
48
49
50
51
52
53
54
55
56
57
58
59
60
61
62
63
64
65
66
67
68
69
70
71
72
73
74
75
76
77
78
79
80
81
82
83
84
85
86
87
88
89
90
91
92
93
94
95
96
97
98

ORGANIZATIONAL UNIT Classification	NUMBER OF POSITIONS			EXPENDITURES		
	Filed 1983-84	Authorized 1984-85	Proposed 1985-86	Actual 1983-84	Estimated 1984-85	Proposed 1985-86
				SALARY RANGE		
Temporary Help	0.1	-	-	(798)	-	-
Student Assistant	-	1	1	3.35-6.33	9,955	9,955
Student Writing Skills:						
Temporary Help	2.8	-	-	(41,158)	-	-
Totals, Academic Support	204.5	200.2	200.2	\$4,294,282	\$4,905,884	\$4,978,537
Student Service:						
Social And Cultural Development:						
Administrator III- 12 Mo.	1.7	2	2	2500-5450	83,388	83,388
Student Affairs Officer - 12 Mo.	1.1	2	2	2104-2534	55,655	56,846
Administrator II- 12 Mo.	0.5	-	-	2083-4088	-	-
Student Affairs Assistant II- 12 Mo.	1.2	2	2	1928-2320	53,321	53,863
Clerical Assistant IVA	1	1	1	1524-1814	21,764	21,764
Temporary Help	2	-	-	(29,961)	-	-
Clerical Assistant IIIA	1	1	1	1189-1401	14,760	15,380
Student Assistant	0.5	-	-	(4,183)	-	-
Supplementary Educational Serv.-Eop:						
Counselor - 12 Mo - Professor	0.1	-	-	3357-4056	-	-
Student Affairs Officer IV - 12 Mo	-	1.5	1.5	2655-3202	47,775	50,070
Administrator III- 12 Mo.	1	1	1	2500-5450	44,652	44,652
Student Affairs Officer - 12 Mo.	2	2.1	2.1	2104-2534	63,321	63,440
Superv Stndt Affairs Off III-12 Mo.	1	1	1	2104-2534	30,398	30,398
Student Affairs Assistant II- 12 Mo.	2.6	3	3	1928-2320	80,451	81,846
Counselor - 12 Mo - Instructor	0.5	0.5	0.5	1919-2309	13,852	13,852
Student Affairs Assistant I - 12 Mo	1.7	2	2	1684-2019	44,433	45,335
Clerical Assistant IVA	1	1	1	1524-1814	21,764	21,764
Clerical Assistant IIIA	1.6	2	2	1378-1632	34,683	36,177
Temporary Help	2.7	0.4	0.4	(40,016)	6,617	6,617
Clerical Assistant IIIA	3	4	4	1189-1401	61,350	63,396
Student Assistant	3.3	8.7	8.7	(29,255)	86,610	86,610
Overtime	-	-	-	(2,986)	-	-
Counseling And Career Guidance:						
Counseling:						
Student Affairs Officer V - 12 Mo	1.3	1	1	3357-4056	48,671	48,671
Counselor - AY - Professor	3.6	3.5	3.5	2915-3519	143,690	145,522
Student Affairs Officer IV - 12 Mo	1	1	1	2655-3202	38,429	38,429
Administrator III- 12 Mo.	2.1	3	3	2500-5450	121,498	121,498
Counselor - AY - Associate Professor	2	2	2	2309-2782	66,760	66,760
Student Affairs Officer IV - AY	2.4	3	3	2309-2782	89,520	93,790
Student Affairs Officer - 12 Mo.	1	2.2	2.2	2104-2534	61,970	63,458
Student Affairs Assistant II- 12 Mo	1	1	1	1928-2320	27,834	27,834
Counselor - AY - Assistant Professor	-	2.4	2.4	1833-2204	47,234	58,910
Student Affairs Officer III - AY	1.8	3	3	1833-2204	73,420	75,635
Clerical Assistant IIIA	1	1	1	1378-1632	19,584	19,584
Temporary Help	0.2	-	-	(3,045)	-	-
Clerical Assistant IIB	2.9	2.5	2.5	1253-1480	41,045	42,409
Administrator I- 12 Mo.	1	1	1	1250-2725	20,004	20,004
Clerical Assistant IIA	1.3	2.2	2.2	1189-1401	33,925	34,994
Testing:						
Administrator III- A.Y.	0.6	1	1	2500-5450	35,248	35,248
Student Affairs Officer IV - AY	1	1	1	2309-2782	31,366	32,870
Student Affairs Assistant II- 12 Mo	1	1	1	1928-2320	27,834	27,834
Clerical Assistant IVA	1	1	1	1524-1814	21,764	21,764
Temporary Help	1.1	-	-	(16,655)	-	-
Placement:						
Student Affairs Officer IV - 12 Mo	0.7	1	1	2655-3202	34,976	36,663
Administrator III- 12 Mo.	1	1	1	2500-5450	46,632	46,632
Student Affairs Officer - 12 Mo.	-	1	1	2104-2534	25,257	26,448
Superv Stndt Affairs Off III-12 Mo.	0.5	1	1	2104-2534	30,398	30,398
Student Affairs Assistant II- 12 Mo	4.9	5	5	1928-2320	136,712	137,916
Student Affairs Assistant I - 12 Mo	1	1	1	1684-2019	24,224	24,224
Clerical Assistant IVA	0.4	1	1	1524-1814	19,773	20,650
Clerical Assistant IIIA	1	1	1	1378-1632	19,584	19,584
Clerical Assistant IIB	1	1	1	1253-1480	17,756	17,756
Clerical Assistant IIA	0.7	1.8	1.8	1189-1401	27,778	28,542
Financial Aid:						
Administrator III- 12 Mo.	1	1	1	2500-5450	45,720	45,720
Counselor - 12 Mo - Asst Professor	1	1	1	2104-2534	30,398	30,398
Student Affairs Officer - 12 Mo.	2	2.5	2.5	2104-2534	73,425	74,020
Administrator II- 12 Mo.	0.5	1	1	2083-4088	35,256	35,256
Supervising Asst Admin Analyst	1	1	1	2015-2425	26,530	27,783
Student Affairs Assistant II- 12 Mo	3.6	4	4	1928-2320	103,733	107,762
Stud. Pers Tech, Financial Aid, Rg A	5.9	6	6	1593-1902	136,948	136,948
Clerical Assistant IVA	0.8	1	1	1524-1814	21,120	21,764
Secretary B	0.5	-	-	1401-1660	-	-
Clerical Assistant IIIA	1.5	1.5	1.5	1378-1632	29,376	29,376
Temporary Help	0.4	0.5	0.5	(6,042)	8,271	8,271
Clerical Assistant IIA	7.8	8.5	8.5	1189-1401	138,112	141,209
Student Assistant	-	0.7	0.7	3.35-6.33	6,969	6,969
Student Support:						
Health Services:						
Physician II-10 Mo - Range A	3.6	3	3	4680-5664	167,293	169,942
Physician I-12 Mo - Range A	-	0.8	0.8	4462-5374	42,839	44,922
Physician I-10 Mo - Range A	3.2	5.5	5.5	4462-5374	285,089	288,454

6610 SAN JOSE STATE UNIVERSITY—Continued

ORGANIZATIONAL UNIT Classification	NUMBER OF POSITIONS			EXPENDITURES		
	Filed 1983-84	Authorized 1984-85	Proposed 1985-86	Actual 1983-84	Estimated 1984-85	Proposed 1985-86
				SALARY RANGE		
Administrator IV- 12 Mo.	0.8	2	2	3333-6813	130,992	130,992
Pharmacist - 10 Month Range A	-	0.1	0.1	2578-3109	2,577	2,700
Pharmacist - 12 Month	1	1	1	2578-3109	37,314	37,314
Administrator III- 12 Mo.	1.4	-	-	2500-5450	-	-
Clinical Lab. Technologist IIA	0.3	1	1	2180-2626	24,780	24,780
Administrator II- 12 Mo.	1	1	1	2083-4088	31,812	31,812
Clinical Laboratory Technologist IA	1.5	1.5	1.5	2082-2392	43,065	43,065
Nurse Practitioner 10 Month Range A	3	4	4	2025-2437	93,341	94,296
Superv Registered Nurse III-12 Mo.	0.9	1	1	2025-2437	25,156	26,342
Assistant Administrative Analyst	1	1	1	2015-2425	29,102	29,102
Administrative Assistant I	0.8	1	1	2105-2425	24,946	26,129
Physical Therapist II	1	1	1	1925-2315	27,783	27,783
Registered Nurse II-10 Month Rng A	5	5.7	5.7	1847-2221	123,404	125,976
Registered Nurse II - 12 Month	0.9	1	1	1847-2221	26,642	26,642
Radiologic Technologist IIA	1	1	1	1805-2170	26,034	26,034
Radiologic Technologist IA	0.5	0.5	0.5	1688-2025	12,146	12,146
Medical Secretary, Range A	1	1	1	1563-1864	22,364	22,364
Health Record Technician	1	1	1	1524-1814	19,910	20,798
Senior Account Clerk, Range A	1	1	1	1419-1681	18,424	19,213
Clerical Assistant IIIA	2	2	2	1378-1632	38,345	39,099
Temporary Help	11.2	1.5	1.5	(165,259)	24,813	24,813
Medical Transcriber, Range A	0.8	1	1	1339-1584	17,427	18,165
Clerical Assistant IIA	3.5	4.5	4.5	1189-1401	69,288	72,154
Clinical Aid IIA	2	2	2	1175-1384	32,997	33,164
Clinical Aid, Range A	0.7	1.1	1.1	1133-1333	15,298	15,920
Student Assistant	0.4	-	-	(3,946)	-	-
Special Consultant	0.4	-	-	(5,948)	-	-
Housing Services:						
Administrator III- 12 Mo.	1	1	1	2500-5450	40,980	40,980
Student Affairs Assistant II- 12 Mo	1	1	1	1928-2320	25,576	26,788
Clerical Assistant IVA	1	1	1	1524-1814	21,764	21,764
Temporary Help	0.3	-	-	(4,464)	-	-
Disabled Students:						
Student Affairs Officer IV - 12 Mo	1	1	1	2655-3202	37,105	38,429
Student Affairs Assistant II- 12 Mo	2	2	2	1928-2320	50,803	53,209
Clerical Assistant IIIB	1	1	1	1401-1660	19,568	19,910
Temporary Help	0.4	2.2	2.2	(5,697)	36,393	36,393
Student Assistant	0.7	1	1	(6,574)	9,955	9,955
Totals, Student Service	153.3	168.9	168.9	\$3,549,339	\$4,408,863	\$4,486,450
Institutional Support:						
Executive Management:						
President	1	1	1	4884-7341	87,240	87,240
Administrator IV- 12 Mo.	5.4	5	5	3333-6813	267,520	267,520
Administrator III- 12 Mo.	4.9	4.5	4.5	2500-5450	197,598	197,598
Associate Administrative Analyst	0.4	-	-	2425-2924	-	-
Student Affairs Officer - 12 Mo.	-	1	1	2104-2534	25,257	26,448
Administrator II- 12 Mo.	1	1	1	2083-4088	35,256	35,256
Administrative Assistant I	0.8	-	-	2105-2425	-	-
Graphic Artist I	0.4	0.4	0.4	1789-2150	10,320	10,320
Executive Secretary, Range A	0.9	1	1	1772-2130	23,866	24,989
Administrative Aid, Range A	1.2	2	2	1733-2082	49,952	49,952
Administrative Secretary, Range A	1	1	1	1624-1943	23,318	23,318
Senior Secretary A	1	1	1	1524-1814	21,764	21,764
Clerical Assistant IIIB	1	1	1	1401-1660	18,039	18,822
Clerical Assistant IIIA	2.5	2.5	2.5	1378-1632	48,754	48,960
Temporary Help	0.7	-	-	(10,491)	-	-
Clerical Assistant IIB	0.5	0.5	0.5	1253-1480	8,878	8,878
Clerical Assistant IIA	1	1	1	1189-1401	16,028	16,703
Student Assistant	-	0.1	0.1	(112)	996	996
Financial Operations:						
Administrator III- 12 Mo.	3.2	3	3	2500-5450	120,130	120,130
Associate Administrative Analyst	1	1	1	2425-2924	35,095	35,095
Administrative Assistant II	0.4	1	1	2425-2924	35,095	35,095
Administrator II- 12 Mo.	2.4	3	3	2083-4088	87,365	87,365
Assistant Administrative Analyst	1	1	1	2015-2425	25,041	26,230
Assistant Budget Analyst	2	2	2	2015-2425	57,764	58,204
Payroll Personnel Trans Clerk IIIA	2	2	2	1733-2082	49,747	49,934
Accounting Technician IIIA	2.4	3	3	1660-1988	67,556	68,827
Stud. Pers Tech, Financial Aid, Rg A	0.7	1	1	1593-1902	22,825	22,825
Supervising Account Clerk IA	1.9	2	2	1557-1855	44,521	44,521
Payroll Personnel Transact Clk IIA	4.1	5	5	1524-1814	104,285	106,004
Clerical Assistant IVA	6.3	7	7	1524-1814	142,842	146,619
Senior Cashier Clerk, Range A	2.5	2.5	2.5	1419-1681	43,961	45,847
Senior Account Clerk, Range A	3.9	4	4	1419-1681	76,968	78,542
Accounting Technician IIA	0.8	1	1	1419-1681	16,998	17,723
Clerical Assistant IIIA	7.4	8	8	1378-1632	143,933	148,165
Secretary A	1	1	1	1378-1632	18,569	19,378
Temporary Help	6.1	0.7	0.7	(89,609)	11,580	11,580
Power Keyboard Operator, Range A	0.2	1	1	1350-1597	16,202	16,881
Power Keyboard Oper. Trainee Rng A	0.4	-	-	1253-1361	-	-
Administrator I- 12 Mo.	2.9	3	3	1250-2725	72,840	72,840
Intermediate Account Clerk, Range A	-	0.8	0.8	1223-1443	11,973	12,471
Student Assistant	-	0.5	0.5	3.35-633	4,978	4,978

6610 SAN JOSE STATE UNIVERSITY—Continued

1
2
3
4
5
6
7
8
9
10
11
12
13
14
15
16
17
18
19
20
21
22
23
24
25
26
27
28
29
30
31
32
33
34
35
36
37
38
39
40
41
42
43
44
45
46
47
48
49
50
51
52
53
54
55
56
57
58
59
60
61
62
63
64
65
66
67
68
69
70
71
72
73
74
75
76
77
78
79
80
81
82
83
84
85
86
87
88
89
90
91
92
93
94
95
96
97
98

ORGANIZATIONAL UNIT Classification	NUMBER OF POSITIONS			EXPENDITURES		
	Filled 1983-84	Authorized 1984-85	Proposed 1985-86	Actual 1983-84	Estimated 1984-85	Proposed 1985-86
				SALARY RANGE		
Overtime	-	-	-	(18,497)		
General Administrative Services:						
Student Admissions And Records:						
Student Affairs Officer V - 12 Mo	1	-	-	3357-4056	-	-
Student Affairs Assistant IV	2	2	2	2510-3027	66,924	70,135
Administrator III- 12 Mo.	1	1	1	2500-5450	47,100	47,100
Administrator II- 12 Mo.	1.3	2	2	2083-4088	59,756	59,756
Student Affairs Assistant III	1	1	1	2066-2487	26,579	27,841
Assistant Administrative Analyst	1	2	2	2015-2425	53,282	54,430
Supervising Asst Admin Analyst	1	1.2	1.2	2015-2425	32,202	33,728
Student Affairs Assistant II- 12 Mo	2.1	4	4	1928-2320	98,039	102,678
Credential Analyst	1	1	1	1737-2086	22,229	23,271
Junior Staff Analyst	-	1	1	1681-2015	20,172	21,072
Evaluation Technician I	10.8	13	13	1593-1902	284,207	287,876
Clerical Assistant IVA	7.3	5	5	1524-1814	100,937	103,953
Clerical Assistant IIIB	0.3	-	-	1401-1660	-	-
Secretary B	2.8	3	3	1401-1660	57,175	57,923
Clerical Assistant IIIA	25.9	29	29	1378-1632	524,382	538,780
Secretary A	0.8	1	1	1378-1632	19,378	19,584
Temporary Help	0.3	2.5	2.5	(4,978)	41,355	41,355
Power Keyboard Operator, Range A	-	1	1	1350-1597	16,202	16,881
Clerical Assistant IIB	1	1.5	1.5	1253-1480	23,240	24,222
Administrator I- 12 Mo.	9.3	11	11	1250-2725	233,070	233,070
Clerical Assistant IIA	7.2	9.5	9.5	1189-1401	145,632	150,738
Overtime	-	-	-	(23,131)		
Student Affirmative Action:						
Administrator III- 12 Mo.	0.9	1	1	2500-5450	42,576	42,576
Student Affairs Assistant III	0.8	-	-	2066-2487	-	-
Student Affairs Assistant I - 12 Mo	0.7	-	-	1684-2019	-	-
Student Affairs Asst I - 10 Mo Rn A	1.6	-	-	1684-2019	-	-
Clerical Assistant IVA	1	1	1	1524-1814	21,442	21,764
Temporary Help	-	-	-	(440)	-	-
Student Assistant	0.9	-	-	(7,674)	-	-
Employee Personnel And Records:						
Administrator III- 12 Mo.	1	1	1	2500-5450	38,940	38,940
Administrator II- 12 Mo.	3	5	5	2083-4088	144,844	144,844
Clerical Assistant IVA	1	1	1	1524-1814	21,523	21,764
Temporary Help	3.4	-	-	(50,368)	-	-
Administrator I- 12 Mo.	1	1.8	1.8	1250-2725	40,680	40,680
Logistical Services:						
Support Operations:						
Administrator III- 12 Mo.	0.6	-	-	2500-5450	-	-
Administrator II- 12 Mo.	1.6	1	1	2083-4088	35,436	35,436
Supervising Asst Admin Analyst	0.4	1	1	2015-2425	29,102	29,102
Automotive Equipment Operator IA	3.5	4	4	1667-1822	84,925	86,457
Property Clerk IIA	0.6	1	1	1624-1943	21,516	22,525
Purchasing Agent, Range A	2	2	2	1550-1847	41,335	42,166
Clerical Assistant IVA	1	1	1	1524-1814	19,842	20,724
Graphics Spec IIA,graphics Art-techn	0.9	1	1	1524-1814	19,705	20,576
Mail Services Supervisor IA	1	1	1	1431-1696	20,354	20,354
Storekeeper IA	-	1	1	1431-1696	17,169	17,913
Property Clerk IA	0.9	1	1	1431-1696	20,354	20,354
Senior Account Clerk, Range A	0.9	1	1	1419-1681	19,213	20,054
Clerical Assistant IIIA	-	0.1	0.1	1378-1632	1,654	1,724
Reproduction Processes Asst, Range A	1	1	1	1378-1632	19,584	19,584
Temporary Help	2.5	-	-	(36,983)	-	-
Stock Clerk, Range A	3.8	4	4	1328-1570	70,787	72,196
Duplicating Machine Oper IIA-Offset	2.8	3	3	1280-1511	52,113	52,776
Administrator I- 12 Mo.	3.4	4	4	1250-2725	95,136	95,136
Intermediate Account Clerk, Range A	1	1	1	1223-1443	17,280	17,280
Clerical Assistant IIA	1.7	3	3	1189-1401	45,672	47,472
Telephone Operator, Range A	0.3	-	-	1189-1401	-	-
Overtime	-	-	-	(865)		
Public Safety:						
Administrator III- 12 Mo.	1.3	1	1	2500-5450	37,985	37,985
Supervising Public Safety Officer 1	5	5	5	2194-2643	155,474	158,102
Public Safety Investigator	1.5	2	2	2095-2523	54,033	56,598
Administrator II- 12 Mo.	1.7	2	2	2083-4088	65,688	65,688
Public Safety Officer	13.3	15	15	2001-2408	401,753	413,715
Clerical Assistant IVA	1	1	1	1524-1814	20,428	21,362
Public Safety Dispatch,typing,rng A	1	1	1	1401-1660	19,910	19,910
Public Safety Dispatcher, Range A	0.9	1	1	1401-1660	18,623	19,431
Temporary Help	8.9	-	-	(131,034)	-	-
Clerical Assistant IIB	1	1	1	1253-1480	17,756	17,756
Student Assistant	-	10	10	3,35-6,33	99,552	99,552
Overtime	-	-	-	(40,337)		
Evening And Night Shift Differential	-	-	-	(6,101)		
Physical Plant Operations:						
Maintenance Office Administration:						
Administrator III- 12 Mo.	1.8	2	2	2500-5450	82,990	82,990
Associate Administrative Analyst	0.6	1	1	2425-2924	35,095	35,095
Administrative Assistant I	-	0.3	0.3	2105-2425	7,254	7,599
Drafting Technician IIA	0.9	1	1	1970-2370	24,477	25,635
Temporary Help-Plant Operations	-	2.3	2.3	20580- YR.	47,331	47,331

6610 SAN JOSE STATE UNIVERSITY—Continued

1
2
3
4
5
6
7
8
9
10
11
12
13
14
15
16
17
18
19
20
21
22
23
24
25
26
27
28
29
30
31
32
33
34
35
36
37
38
39
40
41
42
43
44
45
46
47
48
49
50
51
52
53
54
55
56
57
58
59
60
61
62
63
64
65
66
67
68
69
70
71
72
73
74
75
76
77
78
79
80
81
82
83
84
85
86
87
88
89
90
91
92
93
94
95
96
97
98

ORGANIZATIONAL UNIT

NUMBER OF POSITIONS

EXPENDITURES

Classification

Filled
1983-84

Authorized
1984-85

Proposed
1985-86

Actual
1983-84

Estimated
1984-85

Proposed
1985-86

SALARY RANGE

ORGANIZATIONAL UNIT	Filled 1983-84	Authorized 1984-85	Proposed 1985-86	Actual 1983-84	Estimated 1984-85	Proposed 1985-86
Staff Services Tech IA - Admin Secs	1	1	1	1703-2044	23,961	24,511
Senior Secretary A	0.7	1	1	1524-1814	19,294	20,132
Clerical Assistant IIB	0.1	-	-	1253-1480	-	-
Administrator I- 12 Mo.	1	1	1	1250-2725	20,940	20,940
Clerical Assistant IIA	0.1	1	1	1189-1401	14,564	15,171
Utility Plants:						
Refrigeration Mechanic	1.5	2	2	2256-2476	58,633	59,426
Administrator II- 12 Mo.	2.9	3	3	2083-4088	92,052	92,052
Maintenance Mechanic	0.3	-	-	2057-2256	-	-
Building Service Engineer	9.8	10.5	10.5	1964-2256	277,867	280,975
Temporary Help-Plant Operations	-	0.1	0.1	20580- YR.	2,057	2,057
Evening And Night Shift Differential	-	-	-	(1,631)	-	-
Building Maintenance:						
Supervising Electrician	1	1	1	2256-2476	29,713	29,713
Supervising Plumber	1	1	1	2256-2476	29,713	29,713
Supervising Carpenter	1	1	1	2154-2363	28,354	28,354
Supervising Painter	1	1	1	2154-2363	28,354	28,354
Electrician II	1	1	1	2154-2363	28,354	28,354
Plumber II	1	1	1	2154-2363	28,354	28,354
Materials Fabrication Specialist	1	1	1	2154-2363	28,354	28,354
Locksmith II	1.1	1	1	2154-2363	28,033	28,354
Administrator II- 12 Mo.	2	2	2	2083-4088	60,816	60,816
Carpenter II	1	1	1	2057-2256	27,073	27,073
Painter II	1	1	1	2057-2256	27,073	27,073
Electrician I	6	6	6	2057-2256	162,439	162,439
Plumber I	3.3	4	4	2057-2256	104,574	107,065
Planner-estimator-scheduler	1	1	1	2015-2425	25,629	26,843
Carpenter I	5	5	5	1964-2154	129,228	129,228
Painter I	6.7	8	8	1964-2154	204,010	205,603
Locksmith I	1.5	2	2	1964-2154	47,890	50,142
Automotive Mechanic	1	1	1	1955-2144	25,727	25,727
Building Maintenance Worker	3	3.3	3.3	1715-1876	73,691	73,968
Temporary Help-Plant Operations	4.5	0.1	0.1	(82,653)	2,058	2,058
Skilled Labor	1.4	1	1	1678-1834	22,004	22,004
Automotive Equipment Operator IA	-	1	1	1667-1822	20,002	20,890
Lead Groundworker, Range A	1	1	1	1610-1925	23,096	23,096
Storekeeper IA	1	1	1	1431-1696	20,354	20,354
Clerical Assistant IIIA	0.7	1	1	1378-1632	17,071	17,805
Warehouse Worker, Range A	1	1	1	1378-1632	19,104	19,584
Clerical Assistant IIA	1	2	2	1189-1401	29,422	30,655
Overtime	-	-	-	(23,105)	-	-
Grounds Maintenance:						
Lead Groundworker, Range A	1	1	1	1610-1925	23,096	23,096
Irrigation Specialist	1	1	1	1543-1838	22,065	22,065
Tree Trimmer IA	1	1	1	1543-1838	22,065	22,065
Groundworker, Range A	14.9	15.5	15.5	1419-1610	296,365	298,721
Administrator I- 12 Mo.	1	1	1	1250-2725	26,976	26,976
Custodial Services:						
Senior Administrative Analyst	-	1	1	2924-3530	35,095	36,779
Associate Administrative Analyst	0.3	-	-	2425-2924	-	-
Administrator II- 12 Mo.	1	1	1	2083-4088	35,436	35,436
Maintenance Mechanic	0.3	-	-	2057-2256	-	-
Administrative Assistant I	0.5	1	1	2105-2425	24,180	25,329
Building Service Engineer	-	0.5	0.5	1964-2256	11,788	12,342
Instructional Support Asst. IIA	1	1	1	1449-1718	20,615	20,615
Senior Account Clerk, Range A	1	1	1	1419-1681	18,105	18,883
Laborer, Range A	1.7	3	3	1419-1543	53,885	54,809
WINDOW Cleaner, Range A	0.2	-	-	1390-1646	-	-
Warehouse Worker, Range A	5	5	5	1378-1632	96,265	97,033
Lead Custodian, Range A	6.8	8	8	1295-1531	139,834	142,659
Administrator I- 12 Mo.	8.9	9	9	1250-2725	171,732	171,732
Custodian, Range A	116.7	125.6	125.6	1203-1419	2,078,026	2,103,413
Clerical Assistant IIA	-	1	1	1189-1401	14,564	15,171
Evening And Night Shift Differential	-	-	-	(16,738)	-	-
Faculty And Staff Services:						
Overtime	-	-	-	-	81,758	81,758
Management Comp. Adjustment -New	-	-	-	-	-	145,495
Management Comp. Adjust -Continuing	-	-	-	-	536,719	538,208
Evening And Night Shift Differential	-	-	-	-	80,000	80,000
Non-Faculty Reclass - New	-	-	-	-	-	70,879
Non-Faculty Reclass - Continuing	-	-	-	-	71,988	165,572
Management Reclass- New	-	-	-	-	-	17,459
Management Reclass- Continuing	-	-	-	-	12,405	23,532
Community Relations:						
Superv Stndt Affairs Off IV-12 Mo	0.3	1	1	2655-3202	31,850	33,380
Administrator III- 12 Mo.	0.7	0.7	0.7	2500-5450	34,390	34,390
Student Affairs Officer - 12 Mo.	0.7	-	-	2104-2534	-	-
Administrative Secretary, Range A	1	1	1	1624-1943	23,318	23,318
Temporary Help	1.1	-	-	(15,555)	-	-
Clerical Assistant IIB	0.4	0.5	0.5	1253-1480	8,787	8,878
Totals, Institutional Support	471.6	505.5	505.5	\$9,392,899	\$11,697,611	\$12,195,787

6610 SAN JOSE STATE UNIVERSITY—Continued

1
2
3
4
5
6
7
8
9
10
11
12
13
14
15
16
17
18
19
20
21
22
23
24
25
26
27
28
29
30
31
32
33
34
35
36
37
38
39
40
41
42
43
44
45
46
47
48
49
50
51
52
53
54
55
56
57
58
59
60
61
62
63
64
65
66
67
68
69
70
71
72
73
74
75
76
77
78
79
80
81
82
83
84
85
86
87
88
89
90
91
92
93
94
95
96
97
98

ORGANIZATIONAL UNIT Classification	NUMBER OF POSITIONS			EXPENDITURES		
	Filled 1983-84	Authorized 1984-85	Proposed 1985-86	Actual 1983-84	Estimated 1984-85	Proposed 1985-86
Independent Operations:						
Institutional Operations:						
				SALARY RANGE		
Professor - 12 Mo	0.2	-	-	3381-4085	-	-
Student Affairs Assistant IV	-	1	1	2510-3027	30,123	31,562
Administrator III- 12 Mo.	1.1	1.5	1.5	2500-5450	60,436	60,436
Assistant Professor-12 Month	-	0.5	0.5	2120-2552	13,858	14,612
Administrator II- 12 Mo.	0.9	-	-	2083-4088	-	-
Maintenance Mechanic	2	2	2	2057-2256	54,146	54,146
Assistant Budget Analyst	0.9	1	1	2015-2425	28,662	29,102
Student Affairs Assistant II- 12 Mo	0.8	3	3	1928-2320	72,154	75,550
Superv Stdt Affairs Asst II -12 Mo.	-	1	1	1928-2320	23,139	24,224
Staff Services Tech IA - Admin Sces	1	-	-	1703-2044	-	-
Student Affairs Assistant I - 12 Mo	0.5	2	2	1684-2019	40,868	42,719
Junior Staff Analyst	0.9	2	2	1681-2015	41,169	43,054
Accounting Technician IIIA	2.5	3	3	1660-1988	60,861	63,615
Instructional Support Asst. IIIA	0.8	1	1	1646-1970	20,543	21,489
Purchasing Agent, Range A	0.8	1	1	1550-1847	18,702	19,510
Payroll Personnel Transact Clk IIA	1	1.5	1.5	1524-1814	29,767	31,085
Clerical Assistant IVA	0.9	1	1	1524-1814	19,842	20,724
Senior Secretary A	-	1	1	1524-1814	18,291	19,088
Graphics Spec IIA,graphics Art-techn	1	1	1	1524-1814	21,764	21,764
Instructional Support Asst. IIA	1	1	1	1449-1718	20,615	20,615
Senior Cashier Clerk, Range A	2	3	3	1419-1681	53,590	55,884
Senior Account Clerk, Range A	2.3	2.5	2.5	1419-1681	47,365	48,100
Accounting Technician IIA	1	1	1	1419-1681	19,983	20,124
Graphics Spec. IA	0.3	1	1	1401-1660	16,816	17,534
Clerical Assistant IIIA	0.2	1	1	1378-1632	16,542	17,247
Secretary A	0.1	-	-	1378-1632	-	-
Temporary Help	31.9	41.1	41.1	(470,611)	679,874	679,874
Senior Data Entry Operator, Range A	1.7	2	2	1344-1590	38,176	38,176
Stock Clerk, Range A	1	1	1	1328-1570	18,840	18,840
Lead Custodian, Range A	1	1	1	1295-1531	18,370	18,370
Instructional Support Asst. IA	-	1	1	1290-1524	15,811	16,477
Clerical Assistant IIB	1	1	1	1253-1480	17,756	17,756
Custodian, Range A	-	0.5	0.5	1203-1419	7,370	7,677
Clerical Assistant IIA	1	2	2	1189-1401	29,373	30,603
Clerical Assistant IA	0.5	0.5	0.5	1106-1301	7,801	7,801
Student Assistant	15.7	18	18	(139,771)	179,194	179,194
Overtime	-	-	-	(51,042)	221,495	221,495
Management Comp. Adjust -Continuing	-	-	-	-	5,578	5,578
Evening And Night Shift Differential	-	-	-	(364)	21,198	21,198
Totals, Independent Operations ..	76	101.1	101.1	\$1,196,416	\$1,990,072	\$2,015,223
Totals, General Fund	2313.7	2352.2	2352.2	\$56,685,578	\$66,715,269	\$68,629,916
Dormitory Revenue Fund- Housing:						
Student Service:						
Student Support:						
Student Affairs Assistant II- 12 Mo	0.6	1	1	1928-2320	26,077	27,311
Student Affairs Assistant I - 12 Mo	0.4	-	-	1684-2019	-	-
Head Resident IIA	1.9	2	2	1480-1756	42,145	42,145
Clerical Assistant IIIA	1	1	1	1378-1632	19,584	19,584
Temporary Help	10.8	0.2	0.2	(159,244)	3,308	3,308
Head Resident IA	4.9	6	6	1367-1617	107,857	110,826
Student Assistant	17.5	4	4	(155,978)	39,821	39,821
Resident Assistant	6.9	50	50	(19,944)	175,341	175,341
Totals, Student Service	44	64.2	64.2	\$488,215	\$414,133	\$418,336
Institutional Support:						
Financial Operations:						
Administrator III- 12 Mo.	-	1	1	2500-5450	38,110	38,110
Senior Cashier Clerk, Range A	0.9	1	1	1419-1681	20,124	20,124
Logistical Services:						
Assistant Administrative Analyst	1	1	1	2015-2425	29,102	29,102
Staff Services Tech IA - Admin Sces	-	1	1	1703-2044	22,364	23,411
Accounting Technician IIA	0.1	1	1	1419-1681	19,864	20,124
Clerical Assistant IIIA	0.9	1.1	1.1	1378-1632	19,584	19,584
Temporary Help	0.4	0.5	0.5	(6,407)	8,271	8,271
Student Assistant	1	1.5	1.5	(8,513)	14,933	14,933
Overtime	-	-	-	(52)	368	368
Physical Plant Operations:						
Administrator II- 12 Mo.	0.8	1	1	2083-4088	27,500	27,500
Supervising Bldg. Service Engineer	0.2	1	1	2066-2374	28,486	28,486
Maintenance Mechanic	1	1	1	2057-2256	27,073	27,073
Painter I	2	3	3	1964-2154	75,266	76,375
Building Service Engineer	4	4	4	1964-2256	108,293	108,293
Building Maintenance Worker	1	1	1	1715-1876	22,506	22,506
Temporary Help-Plant Operations	0.1	-	-	(1,178)	-	-
Groundswoker, Range A	2.3	4	4	1419-1610	71,007	73,233
Administrator I- 12 Mo.	2	2	2	1250-2725	39,852	39,852
Custodian, Range A	15.8	17.5	17.5	1203-1419	293,896	296,190
Student Assistant	4.2	-	-	(37,603)	-	-
Overtime	-	-	-	(8,655)	4,559	4,559

6610 SAN JOSE STATE UNIVERSITY—Continued

1
2
3
4
5
6
7
8
9
10
11
12
13
14
15
16
17
18
19
20
21
22
23
24
25
26
27
28
29
30
31
32
33
34
35
36
37
38
39
40
41
42
43
44
45
46
47
48
49
50
51
52
53
54
55
56
57
58
59
60
61
62
63
64
65
66
67
68
69
70
71
72
73
74
75
76
77
78
79
80
81
82
83
84
85
86
87
88
89
90
91
92
93
94
95
96
97
98

ORGANIZATIONAL UNIT Classification	NUMBER OF POSITIONS			EXPENDITURES		
	Filled 1983-84	Authorized 1984-85	Proposed 1985-86	Actual 1983-84	Estimated 1984-85	Proposed 1985-86
Faculty And Staff Services:				SALARY RANGE		
Management Comp. Adjust -Continuing	-	-	-	-	9,734	9,734
Totals, Institutional Support	37.7	42.6	42.6	\$647,057	\$880,892	\$887,828
Totals, Dormitory Revenue Fund- Housing	81.7	106.8	106.8	\$1,135,272	\$1,295,025	\$1,306,164
Dormitory Revenue Fund- Parking:						
Institutional Support:						
Logistical Services:						
Administrative Assistant I	0.9	1	1	2105-2425	29,102	29,102
Parking Garage Supervisor	2.5	2.5	2.5	1499-1781	48,894	51,066
Supv. Parking Officer, Range A	1	1	1	1486-1764	21,177	21,177
Parking Officer, Range A	0.6	1	1	1425-1688	17,591	18,348
Clerical Assistant IIIA	0.8	2	2	1378-1632	34,027	35,488
Temporary Help	0.7	0.7	0.7	(9,797)	11,580	11,580
Student Assistant	-	3.1	3.1	3.35-6.33	30,861	30,861
Overtime	-	-	-	(241)	-	-
Evening And Night Shift Differential	-	-	-	(670)	-	-
Physical Plant Operations:						
Building Maintenance Worker	0.5	0.5	0.5	1715-1876	11,211	11,253
Student Assistant	7	2	2	(62,578)	19,910	19,910
Totals, Institutional Support	14	13.8	13.8	\$188,685	\$224,353	\$228,785
Independent Operations:						
Campus Innovation:						
Junior Staff Analyst	1	1	1	1681-2015	22,666	23,728
Temporary Help	0.9	-	-	(12,996)	-	-
Student Assistant	0.4	-	-	(3,773)	-	-
Totals, Independent Operations ..	2.3	1	1	\$36,118	\$22,666	\$23,728
Totals, Dormitory Revenue Fund- Parking	16.3	14.8	14.8	\$224,803	\$247,019	\$252,513
Continuing Education Revenue Fund:						
Instruction:						
Special Session Instruction:						
Temporary Help	-	-	-	(291)	-	-
Student Assistant	3.7	2	2	(33,134)	19,910	19,910
Summer Session Faculty	74	65.3	65.3	(1,275,785)	1,260,150	1,260,150
Music Studio Instructional Faculty	-	0.1	0.1	-	1,992	2,007
Extension Instruction:						
Student Assistant	16.1	0.5	0.5	(142,863)	4,978	4,978
Extension Faculty	9.8	11	11	(132,150)	157,631	172,604
Totals, Instruction	103.6	78.9	78.9	\$1,584,223	\$1,444,661	\$1,459,649
Institutional Support:						
Executive Management:						
Administrator IV- 12 Mo.	1	1	1	3333-6813	50,952	50,952
Associate Professor-12 Month	1	1	1	2674-3225	38,439	38,703
Administrator III- 12 Mo.	1	1	1	2500-5450	42,576	42,576
Associate Librarian-12 Month	0.5	0.5	0.5	2467-2974	17,725	17,846
Extended Education Specialist- IA	1.8	1	1	2019-2430	27,834	29,155
Administrative Assistant I	-	1	1	2105-2425	25,329	26,530
Staff Services Tech IA - Budget	0.7	1	1	1703-2044	20,459	21,372
Junior Staff Analyst	1	1	1	1681-2015	24,180	24,180
Senior Secretary A	1	1	1	1524-1814	21,764	21,764
Senior Account Clerk, Range A	2	2	2	1419-1681	40,248	40,248
Clerical Assistant IIIB	0.4	1	1	1401-1660	17,850	18,623
Clerical Assistant IIIA	2	2	2	1378-1632	38,483	39,168
Temporary Help	1.1	1	1	(15,927)	16,542	16,542
Clerical Assistant IIB	1.6	1	1	1253-1480	17,756	17,756
Clerical Assistant IIA	4.4	7.5	7.5	1189-1401	119,213	121,386
Student Assistant	3.7	2	2	(32,602)	19,910	19,910
Overtime	-	-	-	(1,029)	-	-
Faculty And Staff Services:						
Management Comp. Adjust -Continuing	-	-	-	-	8,633	8,633
Community Relations:						
Extended Education Specialist- IIA	0.3	-	-	2430-2930	-	-
Public Affairs Assistant II	0.7	1	1	1838-2210	23,999	25,137
Graphic Artist I	1	1	1	1789-2150	25,799	25,799
Clerical Assistant IIIA	1	1	1	1378-1632	19,584	19,584
Clerical Assistant IIA	-	1	1	1189-1401	14,564	15,171
Totals, Institutional Support	26.2	29	29	\$514,151	\$631,839	\$641,035
Totals, Continuing Education Revenue Fund	129.8	107.9	107.9	\$2,098,374	\$2,076,500	\$2,100,684
Totals, San Jose State University ..	2541.5	2581.7	2581.7	\$60,144,027	\$70,333,813	\$72,289,277

6610 SONOMA STATE UNIVERSITY *

1
2
3
4
5
6
7
8
9
10
11
12
13
14
15
16
17
18
19
20
21
22
23
24
25
26
27
28
29
30
31
32
33
34
35
36
37
38
39
40
41
42
43
44
45
46
47
48
49
50
51
52
53
54
55
56
57
58
59
60
61
62
63
64
65
66
67
68
69
70
71
72
73
74
75
76
77
78
79
80
81
82
83
84
85
86
87
88
89
90
91
92
93
94
95
96
97
98

ORGANIZATIONAL UNIT Classification	NUMBER OF POSITIONS			EXPENDITURES		
	Filled 1983-84	Authorized 1984-85	Proposed 1985-86	Actual 1983-84	Estimated 1984-85	Proposed 1985-86
General Fund:						
Instruction:						
Regular Instruction:						
Instructional Support:						
Depart. Chair-Assoc. Dean - 12 Mo.	2.1	2.7	2.7	\$1619-4085	\$109,083	\$111,020
Administrator IV- 12 Mo.	4	6.5	6.5	3333-6813	321,360	321,360
Depart. Chair-Assoc. Dean - AY	-	4.5	4.5	1426-3544	90,460	111,099
Coordinator-Teacher Education-AY	-	3.7	3.7	1426-3544	79,537	91,672
Administrator III- 12 Mo.	4.9	4.7	4.7	2500-5450	198,476	198,476
Clinical Lab. Technologist IIA	1	1	1	2180-2626	31,517	31,517
Instructional Support Tech. III	1	1	1	2160-2602	31,217	31,217
Equip.Tech.Specialized Equip. III	1	1	1	2160-2602	25,929	27,156
Administrator II- 12 Mo.	2.9	3	3	2083-4088	96,948	96,948
Administrative Assistant I	4	4	4	2105-2425	115,968	116,407
Instructional Support Tech. IIA	1	1	1	1970-2370	28,449	28,449
Supervising Stage Technician IIA	1	1	1	1970-2370	28,449	28,449
Equipment Technician,electronic IIA	2	2	2	1970-2370	56,898	56,898
Equip.Tech.Specialized Equip. IIA	2.3	1.5	1.5	1970-2370	40,826	41,414
Student Affairs Assistant II- 12 Mo	0.9	1	1	1928-2320	23,139	24,224
Instructional Support Tech. IA	1	1	1	1797-2160	23,555	24,662
Stage Technician IA	1	1	1	1797-2160	25,929	25,929
Costume Technician IIA	0.5	0.5	0.5	1797-2160	10,784	11,287
Equipment Tech.Electro-Mechanical IA	1	1	1	1797-2160	25,929	25,929
Equipment Technician,electronic IA	-	0.5	0.5	1797-2160	10,784	11,287
Equipment Tech.Specialized Equip. IA	1	1	1	1797-2160	25,929	25,929
Credential Analyst	1	1	1	1737-2086	25,022	25,022
Administrative Aid, Range A	2	2	2	1733-2082	49,952	49,952
Accompanist IIA	0.5	0.5	0.5	1718-2063	12,377	12,377
Research Technician I	-	0.5	0.5	1681-2105	10,086	10,536
Instructional Support Asst. IIIA	-	3.7	3.7	1646-1970	65,802	75,957
Public Affairs Assistant I	0.3	0.5	0.5	1610-1925	9,661	10,086
Depart Secretary IIIA, Stenography	0.6	1	1	1524-1814	21,362	21,764
Clerical Assistant IVA	0.3	-	-	1524-1814	-	-
Senior Secretary A	1.8	2.5	2.5	1524-1814	52,674	53,073
Athletic Equipment Attendant IIA	2	3	3	1449-1718	55,397	56,885
Instructional Support Asst. IIA	1	1.5	1.5	1449-1718	29,311	29,683
Depart Secretary IIA, Stenography	8.6	9	9	1401-1660	176,108	177,699
Clerical Assistant IIIB	4	4.5	4.5	1401-1660	89,186	89,597
Secretary B	1	0.7	0.7	1401-1660	13,937	13,937
Depart Secretary IIA, Dictating	0.7	1	1	1378-1632	19,310	19,584
Clerical Assistant IIIA	1.4	1.5	1.5	1378-1632	27,855	28,207
Temporary Help	2.5	-	-	(37,105)	-	-
Power Keyboard Operator, Range A	0.8	0.5	0.5	1350-1597	9,384	9,583
Depart Secretary IA, Stenography	6.8	8.9	8.9	1301-1537	154,386	157,034
Depart Secretary IA, Dictating	1.3	1	1	1301-1537	18,063	18,448
Depart Secretary IA	0.8	0.5	0.5	1280-1511	7,840	8,170
Clerical Assistant IIB	5.8	5.5	5.5	1253-1480	96,058	96,870
Clerical Assistant IIA	2.1	0.5	0.5	1189-1401	7,908	8,079
Clerical Assistant IA	0.3	-	-	1106-1301	-	-
Student Assistant	3.6	-	-	(31,977)	-	-
Instructional Faculty:						
Professor - AY	161.9	199	199	2936-3544	7,730,640	7,977,912
Head Coach-AY	1	1	1	2936-3544	42,241	42,530
Part Time Faculty-AY	41.4	4	4	(914,622)	96,490	97,152
Coach-12 Month	1	1	1	2674-3225	34,990	36,933
Associate Professor-AY	42.5	50	50	2325-2802	1,584,701	1,640,285
Sabbatical Leave Replacement	4.9	5	5	(104,340)	120,612	121,439
Lecturer - AY - B	0.8	1	1	1847-2220	36,400	38,408
Assistant Professor-AY	17.6	3.1	3.1	1847-2220	172,187	103,820
Coaching Specialist-AY	0.1	-	-	1847-2220	-	-
Faculty Promotions - New	-	-	-	-	-	10,881
Faculty Promotions - Continuing	-	-	-	-	14,342	33,211
Market Condition Salary Supplements	-	-	-	-	1,332	-
Exceptional Merit Service Awards	-	-	-	(18,000)	-	-
Totals, Instruction	353	357.5	357.5	\$10,464,776	\$12,186,780	\$12,516,443
Academic Support:						
Libraries:						
Administrator IV- 12 Mo.	0.4	1	1	3333-6813	49,802	50,952
Librarian-12 Month	2.3	2	2	2709-3268	77,900	78,434
Administrator III- 12 Mo.	0.8	1	1	2500-5450	42,636	42,636
Associate Librarian-12 Month	5.3	5	5	2467-2974	176,977	178,463
Senior Assistant Librarian-12 Month	0.2	0.6	0.6	1914-2646	13,687	14,430
Library Assistant IIIA	6	6	6	1696-2034	145,039	146,123
Assistant Librarian-12 Month	-	1	1	1652-2270	22,496	23,707
Library Assistant IIA	6.6	5.8	5.8	1557-1855	128,697	129,111
Senior Secretary A	1	1	1	1524-1814	21,764	21,764
Accounting Technician IIA	1	1	1	1419-1681	20,124	20,124
Library Assistant IA	5	-	-	1378-1632	-	-
Temporary Help	-	4.7	4.7	16536- YR.	77,747	77,747
Book Repairer IA	0.9	1	1	1199-1413	14,828	15,445
Clerical Assistant IIA	1.9	-	-	1189-1401	-	-
Student Assistant	4.6	5.6	5.6	(41,236)	55,749	55,749

*The Salary Range and amounts shown in 1984-85 and 1985-86 for the California State University do reflect the 1984-85 fiscal year salary increase adjustment.

6610 SONOMA STATE UNIVERSITY—Continued

ORGANIZATIONAL UNIT	NUMBER OF POSITIONS			EXPENDITURES			
	Classification	Filled 1983-84	Authorized 1984-85	Proposed 1985-86	Actual 1983-84	Estimated 1984-85	Proposed 1985-86
Audio-Visual Services:							
Audio Visual Coordinator-12 Month	-	1	1	1619-4085	27,715	29,225	
Audio Visual Coordinator-AY	-	0.5	0.5	1426-3544	10,051	12,623	
Photographer II	1	1	1	2053-2472	29,663	29,663	
Equip. Tech. Electro-Mechanical IIA	1	1	1	1970-2370	28,449	28,449	
Equipment Technician, electronic IIA	0.3	1	1	1970-2370	23,644	24,754	
Supv Equip Tech II-Electronic Rge A	0.9	1	1	1970-2370	28,449	28,449	
Equipment Technician, electronic IA	0.3	-	-	1797-2160	-	-	
Instructional Support Asst. IIIA	1	0.9	0.9	1646-1970	20,959	21,280	
Instructional Support Asst. IIA	0.8	0.5	0.5	1449-1718	9,720	9,720	
Temporary Help	0.1	0.5	0.5	(1,186)	8,271	8,271	
Instructional Support Asst. IA	2	-	-	1290-1524	-	-	
Overtime	-	-	-	(260)	-	-	
Computing Support:							
Instruct. Computing Consultant III	1	1	1	2739-3305	39,359	39,664	
Associate Systems Analyst	-	1	1	2578-3109	30,930	32,405	
Administrator III- 12 Mo.	3	3	3	2500-5450	120,168	120,168	
Equipment Technician, electronic IIA	1	1	1	1970-2370	28,449	28,449	
Programmer I	1.6	1	1	1907-2294	27,535	27,535	
Instruct. Computing Consultant I	0.9	3	3	1907-2294	71,724	75,120	
Programmer Trainee	2.5	0.5	0.5	1726-1890	11,339	11,339	
Senior Computer Operator, Range A	1	1	1	1610-1925	23,096	23,096	
Computer Operator, Range A	1.8	3	3	1419-1681	57,368	58,099	
Power Keyboard Operator, Range A	1	1	1	1350-1597	18,117	18,901	
Depart Secretary IA, Stenography	1	1	1	1301-1537	18,448	18,448	
Student Assistant	1.9	-	-	(16,826)	-	-	
Evening And Night Shift Differential	-	-	-	(316)	-	-	
Ancillary Support:							
Student Writing Skills:							
Part Time Faculty-AY	0.2	-	-	(4,711)	-	-	
Temporary Help	0.7	-	-	(11,047)	-	-	
Totals, Academic Support	61	59.6	59.6	\$1,300,537	\$1,480,900	\$1,500,343	
Student Service:							
Social And Cultural Development:							
Administrator III- 12 Mo.	1	1	1	2500-5450	43,068	43,068	
Student Affairs Officer - 12 Mo.	-	1	1	2104-2534	25,257	26,448	
Student Affairs Assistant II- 12 Mo	0.4	2	2	1928-2320	47,272	49,503	
Student Affairs Assistant I - 12 Mo	0.6	-	-	1684-2019	-	-	
Student Affairs Asst I - 10 Mo Rn A	0.4	-	-	1684-2019	-	-	
Senior Secretary A	1	-	-	1524-1814	-	-	
Student Assistant	0.3	-	-	(2,907)	-	-	
Supplementary Educational Serv.-Eop:							
Student Affairs Officer - 12 Mo.	1.1	1	1	2104-2534	27,703	29,025	
Superv Stndt Affairs Off III-12 Mo.	-	1	1	2104-2534	25,257	26,448	
Administrator II- 12 Mo.	1	1	1	2083-4088	35,652	35,652	
Student Affairs Assistant II- 12 Mo	1.2	1	1	1928-2320	23,139	24,224	
Student Affairs Asst II- 10 Mo Rn A	0.8	0.5	0.5	1928-2320	9,641	10,093	
Student Affairs Officer III - AY	-	1	1	1833-2204	22,001	23,034	
Student Affairs Assistant I - 12 Mo	1	-	-	1684-2019	-	-	
Evaluation Technician I	1	1	1	1593-1902	22,825	22,825	
Clerical Assistant IVA	1	1	1	1524-1814	21,764	21,764	
Temporary Help	-	3.3	3.3	16536- YR.	54,588	54,588	
Clerical Assistant IIB	1.5	1.5	1.5	1253-1480	25,038	25,342	
Student Assistant	2.4	0.5	0.5	(21,093)	4,978	4,978	
Counseling And Career Guidance:							
Counseling:							
Student Affairs Officer IV - 12 Mo	1	1	1	2655-3202	38,429	38,429	
Student Affairs Officer IV - AY	0.1	0.6	0.6	2309-2782	16,622	17,415	
Student Affairs Officer - 12 Mo.	1.4	1	1	2104-2534	30,398	30,398	
Student Affairs Officer III - AY	2.5	3	3	1833-2204	77,963	79,145	
Secretary B	1	1	1	1401-1660	19,910	19,910	
Clerical Assistant IIIA	-	1	1	1378-1632	19,584	19,584	
Testing:							
Counselorst Officer-AY-Professor	1	1	1	2915-3519	42,222	42,222	
Student Affairs Officer - 12 Mo.	0.8	1	1	2104-2534	25,357	26,552	
Clerical Assistant IIIB	1	1	1	1401-1660	18,690	19,499	
Temporary Help	0.1	-	-	(2,003)	-	-	
Placement:							
Administrator III- 12 Mo.	1	1	1	2500-5450	44,652	44,652	
Student Affairs Officer - 12 Mo.	0.4	1	1	2104-2534	25,257	26,448	
Student Affairs Assistant II- 12 Mo	3.4	3	3	1928-2320	83,503	83,503	
Secretary B	0.9	1	1	1401-1660	19,910	19,910	
Clerical Assistant IIIA	1.5	0.4	0.4	1378-1632	7,834	7,834	
Financial Aid:							
Student Affairs Officer - 12 Mo.	-	1.8	1.8	2104-2534	45,464	47,606	
Superv Stndt Affairs Off III-12 Mo.	1	1	1	2104-2534	30,398	30,398	
Administrator II- 12 Mo.	1	1	1	2083-4088	36,360	36,360	
Student Affairs Assistant II- 12 Mo	-	1.3	1.3	1928-2320	30,080	31,491	
Student Affairs Assistant I - 12 Mo	3	3	3	1684-2019	68,657	69,559	
Stud. Pers Tech, Financial Aid, Rg A	1.5	2	2	1593-1902	44,145	45,139	
Clerical Assistant IIIB	0.5	-	-	1401-1660	-	-	
Secretary B	0.5	-	-	1401-1660	-	-	
Clerical Assistant IIIA	1	1	1	1378-1632	18,761	19,584	
Temporary Help	-	0.9	0.9	16536- YR.	14,888	14,888	
Clerical Assistant IIA	2.9	2	2	1189-1401	31,380	31,987	

6610 SONOMA STATE UNIVERSITY—Continued

1
2
3
4
5
6
7
8
9
10
11
12
13
14
15
16
17
18
19
20
21
22
23
24
25
26
27
28
29
30
31
32
33
34
35
36
37
38
39
40
41
42
43
44
45
46
47
48
49
50
51
52
53
54
55
56
57
58
59
60
61
62
63
64
65
66
67
68
69
70
71
72
73
74
75
76
77
78
79
80
81
82
83
84
85
86
87
88
89
90
91
92
93
94
95
96
97
98

ORGANIZATIONAL UNIT Classification	NUMBER OF POSITIONS			EXPENDITURES		
	Filled 1983-84	Authorized 1984-85	Proposed 1985-86	Actual 1983-84	Estimated 1984-85	Proposed 1985-86
				SALARY RANGE		
Student Assistant	-	-	-	(373)		
Student Support:						
Health Services:						
Physician II-12 Mo - Range A	0.9	1	1	4680-5664	67,977	67,977
Physician II-10 Mo - Range A	0.2	1	1	4680-5664	56,647	56,647
Administrator IV- 12 Mo.	1.3	1	1	3333-6813	65,412	65,412
Pharmacist - 10 Month Range A	1	1.1	1.1	2578-3109	33,673	33,795
Clinical Lab. Technologist IIA	1	1	1	2180-2626	31,517	31,517
Clinical Laboratory Technologist IA	-	0.8	0.8	2082-2392	19,981	20,931
Registered Nurse III- 12 Month	1	1	1	2025-2437	29,238	29,238
Nurse Practitioner 10 Month Range A	1	1.5	1.5	2025-2437	34,488	34,966
Health Services Assistant, Range A	0.4	1	1	1881-2263	24,700	26,645
Radiologic Technologist IIA	0.6	-	-	1805-2170	-	-
Registered Nurse I - 12 Month	0.8	0.2	0.2	1726-2072	4,973	4,973
Student Affairs Assistant I - 12 Mo	-	0.6	0.6	1684-2019	12,125	12,667
Medical Secretary, Range A	-	1	1	1563-1864	18,796	19,614
Temporary Help	1.4	-	-	(20,215)	-	-
Clerical Assistant IIA	1.6	1.8	1.8	1189-1401	30,269	30,269
Clinical Aid, Range A	-	0.9	0.9	1133-1333	12,479	12,986
Housing Services:						
Administrator II- 12 Mo.	2	2	2	2083-4088	62,484	62,484
Student Assistant	0.6	-	-	(5,341)	-	-
Disabled Students:						
Administrator II- 12 Mo.	1	1	1	2083-4088	27,888	27,888
Student Affairs Assistant I - 12 Mo	1.4	-	-	1684-2019	-	-
Student Affairs Trainee	0.1	-	-	1546-1684	-	-
Clerical Assistant IIIB	1	1	1	1401-1660	19,910	19,910
Temporary Help	0.3	2.2	2.2	(4,159)	36,393	36,393
Student Assistant	1.5	1	1	(13,180)	9,955	9,955
Totals, Student Service	61.3	68.9	68.9	\$1,424,360	\$1,777,552	\$1,803,772
Institutional Support:						
Executive Management:						
President	1.5	1	1	4884-7341	75,732	75,732
Administrator IV- 12 Mo.	3	3.1	3.1	3333-6813	165,436	165,436
Administrator III- 12 Mo.	1.5	1	1	2500-5450	47,436	47,436
Administrative Assistant II	0.3	1	1	2425-2924	29,102	30,499
Administrator II- 12 Mo.	2.7	2.5	2.5	2083-4088	80,910	80,910
Administrative Assistant I	1	1	1	2105-2425	29,102	29,102
Public Affairs Assistant II	-	1	1	1838-2210	25,329	26,530
Executive Secretary, Range A	1	1	1	1772-2130	25,564	25,564
Administrative Secretary, Range A	1	1	1	1624-1943	23,318	23,318
Senior Secretary A	-	0.1	0.1	1524-1814	1,829	1,908
Clerical Assistant IIIB	3	1	1	1401-1660	19,022	19,842
Secretary B	1	-	-	1401-1660	-	-
Temporary Help	0.7	-	-	(9,698)	-	-
Clerical Assistant IIB	2	-	-	1253-1480	-	-
Financial Operations:						
Administrator III- 12 Mo.	0.9	1	1	2500-5450	37,848	37,848
Administrator II- 12 Mo.	0.8	2	2	2083-4088	55,000	55,000
Programmer I	1	1	1	1907-2294	24,532	25,688
Staff Services Tech IA - Budget	1.9	2	2	1703-2044	49,022	49,022
Supervising Account Clerk IA	2	2	2	1557-1855	42,919	43,859
Payroll Personnel Transact Clk IIA	2	2	2	1524-1814	40,917	42,739
Senior Account Clerk, Range A	1	1	1	1419-1681	19,279	20,124
Accounting Technician IIA	2.3	3	3	1419-1681	60,372	60,372
Secretary B	1	1	1	1401-1660	19,910	19,910
Clerical Assistant IIIA	3	3	3	1378-1632	56,658	58,272
Temporary Help	0.9	0.6	0.6	(13,546)	9,925	9,925
Administrator I- 12 Mo.	3.4	3	3	1250-2725	74,544	74,544
Intermediate Account Clerk, Range A	0.7	0.1	0.1	1223-1443	1,497	1,558
Data Entry Operator, Range A	1	1	1	1203-1419	17,025	17,025
Student Assistant	0.1	-	-	(538)	-	-
Overtime	-	-	-	(9,932)	-	-
General Administrative Services:						
Student Admissions And Records:						
Student Affairs Assistant IV	1	1	1	2510-3027	36,323	36,323
Administrator III- 12 Mo.	1	1	1	2500-5450	46,176	46,176
Administrator II- 12 Mo.	2	2	2	2083-4088	64,224	64,224
Student Affairs Assistant II- 12 Mo	2.2	2.5	2.5	1928-2320	67,238	67,781
Junior Staff Analyst	-	1	1	1681-2015	20,172	21,072
Evaluation Technician I	3	4	4	1593-1902	86,093	87,911
Clerical Assistant IVA	3.1	3	3	1524-1814	65,065	65,789
Secretary B	0.5	1	1	1401-1660	19,910	19,910
Clerical Assistant IIIA	2.7	3	3	1378-1632	58,409	58,752
Temporary Help	0.7	0.2	0.2	(10,403)	3,309	3,309
Power Keyboard Operator, Range A	1	-	-	1350-1597	-	-
Clerical Assistant IIB	1.2	1	1	1253-1480	17,756	17,756
Administrator I- 12 Mo.	0.2	0.4	0.4	1250-2725	8,004	8,004
Clerical Assistant IIA	4.4	5.3	5.3	1189-1401	86,319	87,470
Student Assistant	0.7	-	-	(6,141)	-	-
Overtime	-	-	-	(281)	-	-

6610 SONOMA STATE UNIVERSITY—Continued

ORGANIZATIONAL UNIT	NUMBER OF POSITIONS			EXPENDITURES		
	Classification	Filled 1983-84	Authorized 1984-85	Proposed 1985-86	Actual 1983-84	Estimated 1984-85
Student Affirmative Action:				SALARY RANGE		
Student Affairs Assistant II- 12 Mo	1.6	1	1	1928-2320	27,834	27,834
Temporary Help	-	1	1	16536- YR.	16,542	16,542
Clerical Assistant IIB	1	-	-	1253-1480	-	-
Student Assistant	2.4	-	-	(21,284)	-	-
Employee Personnel And Records:						
Administrator III- 12 Mo.	1	1	1	2500-5450	37,848	37,848
Administrator II- 12 Mo.	1.8	2	2	2083-4088	57,308	57,308
Personnel Assistant	0.3	1	1	1681-2015	22,752	23,818
Secretary B	1	0.7	0.7	1401-1660	12,944	13,505
Temporary Help	1.8	-	-	(26,587)	-	-
Student Assistant	0.1	-	-	(1,322)	-	-
Logistical Services:						
Support Operations:						
Administrator III- 12 Mo.	0.8	1	1	2500-5450	39,384	39,384
Lead Automotive Equipment Mechanic	1	1	1	2095-2298	27,575	27,575
Staff Services Tech IA - Admin Sees	3	3	3	1703-2044	67,916	69,938
Automotive Equipment Operator IA	1	1	1	1667-1822	20,002	20,890
Graphics Spec II, graphics Art-techn	1	1	1	1524-1814	21,764	21,764
Storekeeper IA	1	1	1	1431-1696	20,211	20,354
Property Clerk IA	1	1	1	1431-1696	18,818	19,636
Clerical Assistant IIIB	0.8	1	1	1401-1660	19,499	19,910
Reproduction Processes Asst, Range A	0.5	0.5	0.5	1378-1632	9,792	9,792
Temporary Help	1.9	-	-	(27,402)	-	-
Stock Clerk, Range A	1.5	3	3	1328-1570	53,947	54,639
Administrator I- 12 Mo.	3.4	3	3	1250-2725	76,824	76,824
Student Assistant	2	-	-	(17,656)	-	-
Overtime	-	-	-	(491)	-	-
Public Safety:						
Administrator III- 12 Mo.	1	1	1	2500-5450	38,604	38,604
Supervising Public Safety Officer I	2.7	3	3	2194-2643	91,646	93,245
Public Safety Investigator	-	1	1	2095-2523	25,142	26,326
Public Safety Officer	6.5	7	7	2001-2408	193,019	196,688
Clerical Assistant IIIB	0.5	0.5	0.5	1401-1660	9,955	9,955
Public Safety Dispatch, typing, rng A	2	2	2	1401-1660	39,135	39,821
Overtime	-	-	-	(8,110)	-	-
Evening And Night Shift Differential	-	-	-	(3,722)	-	-
Physical Plant Operations:						
Maintenance Office Administration:						
Administrator III- 12 Mo.	1.1	1	1	2500-5450	39,384	39,384
Administrative Assistant II	0.4	1	1	2425-2924	29,684	31,103
Administrative Assistant I	0.6	-	-	2105-2425	-	-
Temporary Help-Plant Operations	3.5	1.1	1.1	(63,734)	22,637	22,637
Drafting Technician IA	1	1	1	1646-1970	23,644	23,644
Clerical Assistant IVA	-	1	1	1524-1814	18,291	19,088
Student Assistant	1.3	-	-	(11,322)	-	-
Overtime	-	-	-	(961)	-	-
Utility Plants:						
Administrator II- 12 Mo.	1	1	1	2083-4088	29,652	29,652
Supervising Bldg. Service Engineer	0.2	1	1	2066-2374	24,790	25,964
Electrician I	1	1	1	2057-2256	27,073	27,073
Building Service Engineer	4	5.4	5.4	1964-2256	137,299	141,219
Operating Engineer	1	-	-	1722-1885	-	-
Temporary Help-Plant Operations	-	0.1	0.1	20580- YR.	2,058	2,058
Truck Driver, Range A	1	1	1	1667-1822	21,856	21,856
Overtime	-	-	-	(2,983)	-	-
Evening And Night Shift Differential	-	-	-	(550)	-	-
Building Maintenance:						
Electrician II	1	1	1	2154-2363	28,354	28,354
Plumber II	1	1	1	2154-2363	28,354	28,354
Administrator II- 12 Mo.	1	1	1	2083-4088	32,916	32,916
Carpenter II	1	1	1	2057-2256	27,073	27,073
Painter II	-	1	1	2057-2256	24,684	25,846
Electrician I	-	1	1	2057-2256	24,684	25,846
Plumber I	-	1	1	2057-2256	24,684	25,846
Carpenter I	1.1	2	2	1964-2154	49,421	50,530
Painter I	2	2	2	1964-2154	51,691	51,691
Locksmith I	1	1	1	1964-2154	25,846	25,846
Building Maintenance Worker	3.7	3.3	3.3	1715-1876	73,691	73,968
Temporary Help-Plant Operations	1	2.6	2.6	(18,100)	53,505	53,505
Electrician Apprentice	0.5	-	-	1331-1876	-	-
Overtime	-	-	-	(256)	-	-
Evening And Night Shift Differential	-	-	-	(44)	-	-
Grounds Maintenance:						
Automotive Mechanic	1	1	1	1955-2144	25,727	25,727
Supv Equip Tech I-Mechanical Rge A	5.8	9.8	9.8	1797-2160	181,372	184,960
Automotive Equipment Operator IA	1	1	1	1667-1822	21,856	21,856
Lead Groundsworker, Range A	1.7	3.2	3.2	1610-1925	69,380	70,398
Irrigation Specialist	1	1	1	1543-1838	22,065	22,065
Pest Control-spray Spec., Range A	0.9	1	1	1543-1838	22,065	22,065
Tree Trimmer IA	1	1	1	1543-1838	22,065	22,065
Administrator I- 12 Mo.	1.2	1	1	1250-2725	26,184	26,184
Custodial Services:						
Building Service Engineer	-	0.3	0.3	1964-2256	7,073	7,405
Laborer, Range A	3	3.2	3.2	1419-1543	57,477	58,489
WINDOW Cleaner, Range A	0.9	1	1	1390-1646	17,577	18,331

6610 SONOMA STATE UNIVERSITY—Continued

1
2
3
4
5
6
7
8
9
10
11
12
13
14
15
16
17
18
19
20
21
22
23
24
25
26
27
28
29
30
31
32
33
34
35
36
37
38
39
40
41
42
43
44
45
46
47
48
49
50
51
52
53
54
55
56
57
58
59
60
61
62
63
64
65
66
67
68
69
70
71
72
73
74
75
76
77
78
79
80
81
82
83
84
85
86
87
88
89
90
91
92
93
94
95
96
97
98

ORGANIZATIONAL UNIT Classification	NUMBER OF POSITIONS			EXPENDITURES		
	Filled 1983-84	Authorized 1984-85	Proposed 1985-86	Actual 1983-84	Estimated 1984-85	Proposed 1985-86
				SALARY RANGE		
Lead Custodian, Range A	6.8	7	7	1295-1531	125,098	127,326
Administrator I- 12 Mo.	2.7	3	3	1250-2725	58,476	58,476
Custodian, Range A	24.7	28.7	28.7	1203-1419	469,178	476,419
Overtime	-	-	-	(275)	-	-
Evening And Night Shift Differential	-	-	-	(8,324)	-	-
Faculty And Staff Services:						
Overtime	-	-	-	-	26,066	26,066
Management Comp. Adjustment -New	-	-	-	-	-	61,897
Management Comp. Adjust -Continuing	-	-	-	-	241,217	242,089
Evening And Night Shift Differential	-	-	-	-	26,179	26,179
Non-Faculty Reclss - New	-	-	-	-	-	24,753
Non-Faculty Reclss - Continuing	-	-	-	-	24,424	56,174
Management Reclss - New	-	-	-	-	-	7,428
Management Reclss - Continuing	-	-	-	-	6,433	14,796
Community Relations:						
Administrator III- 12 Mo.	0.2	0.7	0.7	2500-5450	26,677	26,677
Student Affairs Officer - 12 Mo.	-	1	1	2104-2534	25,257	26,448
Administrator II- 12 Mo.	1	1	1	2083-4088	30,096	30,096
Graphic Artist II	0.2	-	-	2053-2472	-	-
Public Affairs Assistant II	1	-	-	1838-2210	-	-
Clerical Assistant IIB	-	0.3	0.3	1253-1480	4,607	4,800
Student Assistant	0.6	-	-	(5,747)	-	-
Totals, Institutional Support	190.1	197.2	197.2	\$3,942,746	\$4,917,507	\$5,111,462
Independent Operations:						
Institutional Operations:						
Part Time Faculty-AY	1.2	3	3	(26,411)	75,219	75,734
Administrator II- 12 Mo.	-	1	1	2083-4088	27,500	27,500
Temporary Help	12.4	13.5	13.5	(183,750)	223,316	223,316
Student Assistant	4.5	-	-	(39,682)	-	-
Overtime	-	-	-	(5,324)	-	-
Management Comp. Adjust -Continuing	-	-	-	-	2,524	2,524
Totals, Independent Operations ..	18.1	17.5	17.5	\$256,528	\$328,559	\$329,074
Totals, General Fund	683.5	700.7	700.7	\$17,388,947	\$20,691,298	\$21,261,094
Dormitory Revenue Fund- Housing:						
Student Service:						
Student Support:						
Student Affairs Officer - 12 Mo.	1	1	1	2104-2534	30,169	30,398
Clerical Assistant IIIB	1	-	-	1401-1660	-	-
Temporary Help	0.6	-	-	(9,154)	-	-
Clerical Assistant IIB	-	1	1	1253-1480	15,354	16,000
Helper-Aid	0.8	-	-	869-1155	-	-
Student Assistant	-	0.7	0.7	3.35-6.33	6,969	6,969
Totals, Student Service	3.4	2.7	2.7	\$60,634	\$52,492	\$53,367
Institutional Support:						
Financial Operations:						
Accounting Technician IIA	0.9	1	1	1419-1681	16,998	17,723
Student Assistant	-	0.5	0.5	3.35-6.33	4,978	4,978
Overtime	-	-	-	(322)	-	-
Logistical Services:						
Administrative Assistant 1	0.6	1	1	2105-2425	24,180	25,329
Clerical Assistant IIIB	-	1	1	1401-1660	19,910	19,910
Student Assistant	2.9	1.2	1.2	(26,064)	11,946	11,946
Physical Plant Operations:						
Maintenance Mechanic	2	2	2	2057-2256	52,714	54,351
Student Assistant	3.8	3.6	3.6	(33,716)	35,839	35,839
Totals, Institutional Support	10.2	10.3	10.3	\$134,946	\$166,565	\$170,076
Totals, Dormitory Revenue Fund- Housing	13.6	13	13	\$195,580	\$219,057	\$223,443
Dormitory Revenue Fund- Parking:						
Institutional Support:						
Financial Operations:						
Intermediate Account Clerk, Range A	0.7	1	1	1223-1443	15,804	16,470
Student Assistant	0.6	-	-	(5,291)	-	-
Logistical Services:						
Parking Officer, Range A	2	2	2	1425-1688	38,868	39,677
Clerical Assistant IIIB	0.5	0.5	0.5	1401-1660	9,955	9,955
Public Safety Dispatch, typing, rng A	1	2	2	1401-1660	33,991	35,447
Temporary Help	0.3	-	-	(4,823)	-	-
Overtime	-	-	-	(570)	-	-
Physical Plant Operations:						
Groundsworker, Range A	1	1	1	1419-1610	19,323	19,323
Totals, Institutional Support	6.1	6.5	6.5	\$94,967	\$117,941	\$120,872
Independent Operations:						
Campus Innovation:						
Temporary Help	-	0.8	0.8	16536- YR. (708)	13,233	13,233
Student Assistant	0.1	-	-	-	-	-
Totals, Independent Operations ..	0.1	0.8	0.8	\$708	\$13,233	\$13,233
Totals, Dormitory Revenue Fund- Parking	6.2	7.3	7.3	\$95,675	\$131,174	\$134,105

6610 SONOMA STATE UNIVERSITY—Continued

ORGANIZATIONAL UNIT Classification	NUMBER OF POSITIONS			EXPENDITURES		
	Filled 1983-84	Authorized 1984-85	Proposed 1985-86	Actual 1983-84	Estimated 1984-85	Proposed 1985-86
Continuing Education Revenue Fund:						
Instruction:						
Special Session Instruction:				SALARY RANGE		
Summer Session Faculty	5.8	9.4	9.4	(100,266)	181,400	181,400
Extension Instruction:						
Student Assistant	1.6	-	-	(14,975)	-	-
Extension Faculty	8.9	6.6	6.6	(120,837)	94,578	103,563
Totals, Instruction	16.3	16	16	\$236,078	\$275,978	\$284,963
Institutional Support:						
Executive Management:						
Administrator IV- 12 Mo.	0.3	1.5	1.5	3333-6813	72,600	72,600
Administrator III- 12 Mo.	1	-	-	2500-5450	-	-
Extended Education Specialist- IIA	0.4	-	-	2430-2930	-	-
Administrator II- 12 Mo.	-	1	1	2083-4088	27,500	27,500
Extended Education Specialist- IA	1.6	1	1	2019-2430	26,278	27,520
Public Affairs Assistant II	0.5	2	2	1838-2210	44,559	46,644
Junior Staff Analyst	1.7	1	1	1681-2015	21,817	22,838
Public Affairs Assistant I	0.8	-	-	1610-1925	-	-
Secretary B	0.6	1	1	1401-1660	19,910	19,910
Clerical Assistant IIIA	-	0.6	0.6	1378-1632	9,925	10,348
Temporary Help	2.4	0.5	0.5	(35,676)	8,271	8,271
Overtime	-	-	-	(437)	-	-
Financial Operations:						
Junior Staff Analyst	-	1	1	1681-2015	21,734	22,752
Accounting Technician IIA	0.4	-	-	1419-1681	-	-
Faculty And Staff Services:						
Management Comp. Adjust -Continuing	-	-	-	-	9,189	9,189
Totals, Institutional Support	9.7	9.6	9.6	\$205,147	\$261,783	\$267,572
Totals, Continuing Education Revenue Fund	26	25.6	25.6	\$441,225	\$537,761	\$552,535
Totals, Sonoma State University ..	729.3	746.6	746.6	\$18,121,427	\$21,579,290	\$22,171,177

6610 CALIFORNIA STATE COLLEGE, STANISLAUS ¹

General Fund:						
Instruction:						
Regular Instruction:						
Instructional Support:						
Depart. Chair-Assoc. Dean - 12 Mo.	2.6	5.1	5.1	\$1619-4085	\$227,950	\$229,645
Administrator IV- 12 Mo.	1	2	2	3333-6813	104,740	104,740
Associate Dean,grad Studies-AY	-	0.5	0.5	1426-3544	12,061	12,623
Depart. Chair-Assoc. Dean - AY	-	5.5	5.5	1426-3544	132,673	138,847
Coordinator-Teacher Education-AY	-	0.8	0.8	1426-3544	19,298	20,196
Administrator III- 12 Mo.	4.9	5.2	5.2	2500-5450	258,012	258,012
Speech Pathologist	0.9	1	1	2231-2688	26,778	28,044
Equipment Tech.Electronic III	1	1	1	2160-2602	31,217	31,217
Student Affairs Officer - 12 Mo.	0.2	-	-	2104-2534	-	-
Administrator II- 12 Mo.	0.3	-	-	2083-4088	-	-
Instructional Support Tech. IIA	1	1	1	1970-2370	28,449	28,449
Stage Technician IIA	1	2	2	1970-2370	52,093	53,203
Instructional Support Tech. IA	2.8	8.6	8.6	1797-2160	193,734	201,381
Stage Technician IA	-	1	1	1797-2160	17,974	22,406
Equipment Technician,electronic IA	1	1	1	1797-2160	25,929	25,929
Equipment Tech.Specialized Equip. IA	1	1	1	1797-2160	25,929	25,929
Administrative Aid, Range A	1	1	1	1733-2082	24,976	24,976
Instructional Support Asst. IIIA	1	3.2	3.2	1646-1970	64,363	67,258
Senior Secretary A	5	5	5	1524-1814	104,383	106,145
Athletic Equipment Attendant IIA	1	1	1	1449-1718	20,615	20,615
Instructional Support Asst. IIA	-	0.6	0.6	1449-1718	10,308	12,369
Depart Secretary IIA, Stenography	2.7	3	3	1401-1660	56,637	57,355
Clerical Assistant IIIB	1.3	1.5	1.5	1401-1660	29,660	29,866
Secretary B	2	2	2	1401-1660	39,821	39,821
Depart Secretary IIA	0.8	1	1	1378-1632	18,633	19,447
Clerical Assistant IIIA	1.1	1	1	1378-1632	16,601	17,309
Temporary Help	8.7	-	-	(128,020)	-	-
Depart Secretary IA, Stenography	7.3	7.5	7.5	1301-1537	134,673	136,282
Depart Secretary IA, Dictating	1	1	1	1301-1537	18,448	18,448
Depart Secretary IA	5.6	5.8	5.8	1280-1511	98,538	102,115
Clerical Assistant IIB	1.6	2	2	1253-1480	35,512	35,512
Clerical Assistant IIA	6.9	5.3	5.3	1189-1401	84,069	86,608
Instructional Faculty:						
Lecturer - AY - D	1.2	2	2	2936-3544	80,387	82,795
Professor - AY	102.1	109	109	2936-3544	4,486,178	4,573,547

¹The Salary Range and amounts shown in 1984-85 and 1985-86 for the California State University do reflect the 1984-85 fiscal year salary increase adjustment.

6610 CALIFORNIA STATE COLLEGE, STANISLAUS—Continued

1
2
3
4
5
6
7
8
9
10
11
12
13
14
15
16
17
18
19
20
21
22
23
24
25
26
27
28
29
30
31
32
33
34
35
36
37
38
39
40
41
42
43
44
45
46
47
48
49
50
51
52
53
54
55
56
57
58
59
60
61
62
63
64
65
66
67
68
69
70
71
72
73
74
75
76
77
78
79
80
81
82
83
84
85
86
87
88
89
90
91
92
93
94
95
96
97
98

ORGANIZATIONAL UNIT Classification	NUMBER OF POSITIONS			EXPENDITURES		
	Filled 1983-84	Authorized 1984-85	Proposed 1985-86	Actual 1983-84	Estimated 1984-85	Proposed 1985-86
				SALARY RANGE		
Part Time Faculty-AY	19.8	-	-	(425,327)	-	-
Lecturer - AY - C	5.6	6	6	2325-2802	184,579	191,777
Associate Professor-AY	33.8	34	34	2325-2802	1,093,371	1,120,273
Coach-AY	1.7	2	2	2325-2802	65,019	66,986
Sabbatical Leave Replacement	3.5	3.5	3.5	(74,938)	84,429	85,008
Sabbatical Leave Difference In Pay	0.7	-	-	(14,417)	-	-
Lecturer - AY - B	10	8	8	1847-2220	206,226	210,315
Assistant Professor-AY	14.5	17	17	1847-2220	434,953	445,784
Lecturer - AY - A	4.9	3	3	1689-2024	72,189	72,863
Instructor-AY	1.2	2	2	1689-2024	46,997	48,396
Faculty Promotions - New	-	-	-	-	-	11,183
Faculty Promotions - Continuing	-	-	-	-	11,924	27,612
Market Condition Salary Supplements	-	-	-	-	3,260	-
Exceptional Merit Service Awards	-	-	-	(15,000)	-	-
Totals, Instruction	263.7	263.1	263.1	\$7,558,533	\$8,683,586	\$8,891,286
Academic Support:						
Libraries:						
Supervising Librarian-12mo	1.2	2	2	2709-3268	77,900	78,434
Administrator III- 12 Mo.	1	1	1	2500-5450	42,144	42,144
Associate Librarian-12 Month	3.8	4	4	2467-2974	141,257	142,771
Senior Assistant Librarian-12 Month	1	1	1	1914-2646	28,519	30,079
Library Assistant IIIA	4	4	4	1696-2034	97,659	97,659
Assistant Librarian-12 Month	-	0.8	0.8	1652-2270	17,998	18,966
Library Assistant IIA	1.5	2.7	2.7	1557-1855	54,426	55,829
Clerical Assistant IIIA	1	1	1	1378-1632	18,633	19,447
Library Assistant IA	3.1	3	3	1378-1632	55,710	56,415
Temporary Help	3.4	0.9	0.9	(50,284)	14,888	14,888
Clerical Assistant IIA	4.2	4.4	4.4	1189-1401	73,229	73,480
Student Assistant	4	4.8	4.8	(35,149)	47,785	47,785
Audio-Visual Services:						
Administrator II- 12 Mo.	1	1	1	2083-4088	35,652	35,652
Equipment Tech.Specialized Equip. IA ...	-	1.8	1.8	1797-2160	38,823	40,632
Graphic Artist I	1	1	1	1789-2150	25,799	25,799
Instructional Support Asst. IIA	1	1	1	1449-1718	20,543	20,615
Clerical Assistant IIIB	1	1	1	1401-1660	19,910	19,910
Temporary Help	0.7	0.7	0.7	(9,670)	11,580	11,580
Television Services:						
Television Engineer	1	-	-	2726-3290	-	-
Temporary Help	0.2	-	-	(2,946)	-	-
Computing Support:						
Instruct. Computing Consultant III	1	1	1	2739-3305	35,271	36,968
Assoc. Systems Software Specialist	0.6	-	-	2578-3109	-	-
Administrator III- 12 Mo.	-	1	1	2500-5450	38,110	38,110
Programmer II	2	3	3	2273-2739	93,786	95,122
Instruct. Computing Consultant II	0.6	1	1	2273-2739	30,775	32,249
Equip.Tech.Electro-Mechanical IIA	1	1	1	1970-2370	25,831	27,054
Equipment Technician,electronic IIA	-	0.5	0.5	1970-2370	11,822	12,377
Programmer I	0.4	-	-	1907-2294	-	-
Computer Operator, Range A	1.4	1	1	1419-1681	20,172	20,172
Clerical Assistant IIIB	1	1	1	1401-1660	19,910	19,910
Temporary Help	0.8	1	1	(12,193)	16,542	16,542
Data Control Technician, Range A	1	2	2	1322-1563	34,964	35,656
Data Entry Operator, Range A	1	2	2	1203-1419	31,765	32,379
Ancillary Support:						
Off-Campus Centers:						
Administrator III- 12 Mo.	0.5	0.5	0.5	2500-5450	25,476	25,476
Administrative Assistant I	-	1	1	2105-2425	24,180	25,329
Senior Secretary A	1	1	1	1524-1814	20,650	21,603
Temporary Help	1	-	-	(15,021)	-	-
Student Writing Skills:						
Part Time Faculty-AY	0.7	-	-	(14,957)	-	-
Totals, Academic Support	48.1	53.1	53.1	\$1,003,031	\$1,251,709	\$1,271,032
Student Service:						
Social And Cultural Development:						
Student Affairs Officer V - 12 Mo	-	0.3	0.3	3357-4056	12,082	12,666
Superv Stndt Affairs Off III-12 Mo.	1	1	1	2104-2534	30,398	30,398
Administrative Assistant I	-	0.2	0.2	2105-2425	4,836	5,066
Student Affairs Asst II- 10 Mo Rn A	0.5	0.5	0.5	1928-2320	11,024	11,545
Senior Secretary A	1	1	1	1524-1814	21,764	21,764
Clerical Assistant IIB	1	1	1	1253-1480	16,364	16,816
Supplementary Educational Serv.-Eop:						
Student Affairs Officer V - 12 Mo	-	1	1	3357-4056	40,273	42,222
Student Affairs Officer - 12 Mo.	1	1.5	1.5	2104-2534	43,027	43,622
Student Affairs Assistant II- 12 Mo	1	1	1	1928-2320	27,834	27,834
Student Affairs Assistant I - 12 Mo	1	1	1	1684-2019	24,224	24,224
Temporary Help	-	0.1	0.1	16536- YR.	1,654	1,654
Depart Secretary IA	1	1	1	1280-1511	18,135	18,135
Clerical Assistant IIA	0.5	0.5	0.5	1189-1401	8,408	8,408
Student Assistant	-	1.7	1.7	3.35-6.33	16,924	16,924

6610 CALIFORNIA STATE COLLEGE, STANISLAUS—Continued

1
2
3
4
5
6
7
8
9
10
11
12
13
14
15
16
17
18
19
20
21
22
23
24
25
26
27
28
29
30
31
32
33
34
35
36
37
38
39
40
41
42
43
44
45
46
47
48
49
50
51
52
53
54
55
56
57
58
59
60
61
62
63
64
65
66
67
68
69
70
71
72
73
74
75
76
77
78
79
80
81
82
83
84
85
86
87
88
89
90
91
92
93
94
95
96
97
98

ORGANIZATIONAL UNIT Classification	NUMBER OF POSITIONS			EXPENDITURES		
	Filled 1983-84	Authorized 1984-85	Proposed 1985-86	Actual 1983-84	Estimated 1984-85	Proposed 1985-86
Counseling And Career Guidance:						
Counseling:						
Student Affairs Officer IV - 12 Mo	2.7	1	1	2655-3202	38,429	38,429
Student Affairs Officer - 12 Mo	1.5	4	4	2104-2534	118,279	119,559
Student Affairs Officer III - AY	0.8	-	-	1833-2204	-	-
Temporary Help	0.1	0.2	0.2	(765)	3,309	3,309
Clerical Assistant IIA	1	1	1	1189-1401	16,816	16,816
Testing:						
Administrator II- 12 Mo	1	1	1	2083-4088	35,256	35,256
Administrative Assistant I	0.5	0.5	0.5	2105-2425	14,551	14,551
Student Affairs Assistant II- 12 Mo	1	1	1	1928-2320	25,087	26,278
Student Affairs Assistant I - 12 Mo	0.1	-	-	1684-2019	-	-
Clerical Assistant IIIA	1	1	1	1378-1632	19,584	19,584
Placement:						
Student Affairs Officer V - 12 Mo	-	0.1	0.1	3357-4056	4,028	4,223
Student Affairs Officer V - AY	-	0.2	0.2	2915-3519	6,996	7,332
Associate Dean,activities	1	1	1	2776-3350	40,199	40,199
Temporary Help	0.6	0.8	0.8	(8,764)	13,233	13,233
Clerical Assistant IIA	2	2	2	1189-1401	32,046	32,666
Financial Aid:						
Administrator III- 12 Mo	1	1	1	2500-5450	45,720	45,720
Administrator II- 12 Mo	1	1	1	2083-4088	27,888	27,888
Student Affairs Assistant II- 12 Mo	1.4	2	2	1928-2320	52,730	53,911
Student Affairs Assistant I - 12 Mo	0.6	-	-	1684-2019	-	-
Stud. Pers Tech, Financial Aid, Rg A	1	1	1	1593-1902	22,825	22,825
Clerical Assistant IIIA	1	1	1	1378-1632	19,584	19,584
Temporary Help	1.1	-	-	(16,117)	-	-
Clerical Assistant IIA	0.6	1.1	1.1	1189-1401	17,372	17,676
Student Assistant	1.5	-	-	(13,602)	-	-
Student Support:						
Health Services:						
Physician II-12 Mo - Range A	0.5	-	-	4680-5664	-	-
Physician I-10 Mo - Range A	-	0.5	0.5	4462-5374	22,312	23,397
Pharmacist - 10 Month Range A	0.6	0.8	0.8	2578-3109	23,295	24,058
Administrator III- 10 Mo	1	1	1	2500-5450	47,568	47,568
Clinical Lab. Technologist IIA	1	1	1	2180-2626	31,517	31,517
Nurse Practitioner 10 Month Range A	1.5	1	1	2025-2437	24,365	24,365
Registered Nurse I - 10 Month Rng A	1	1	1	1726-2072	19,786	20,719
Temporary Help	2	0.6	0.6	(28,999)	9,925	9,925
Clerical Assistant IIB	1	1	1	1253-1480	16,852	17,573
Clerical Assistant IIA	1.7	2.3	2.3	1189-1401	38,002	38,183
Clinical Aid IIA	0.7	1	1	1175-1384	16,023	16,582
Student Assistant	0.1	0.1	0.1	(1,192)	996	996
Housing Services:						
Clerical Assistant IIB	-	0.3	0.3	1253-1480	4,607	4,800
Clerical Assistant IIA	-	0.1	0.1	1189-1401	1,457	1,517
Disabled Students:						
Student Affairs Officer - 12 Mo	-	0.5	0.5	2104-2534	14,457	15,141
Student Affairs Asst II- 10 Mo Rn A	0.5	0.5	0.5	1928-2320	11,024	11,545
Student Affairs Officer III - AY	0.4	-	-	1833-2204	-	-
Clerical Assistant IIB	0.5	0.5	0.5	1253-1480	8,878	8,878
Student Assistant	0.2	0.5	0.5	(1,894)	4,978	4,978
Totals, Student Service	43.2	45.4	45.4	\$917,877	\$1,126,921	\$1,142,059
Institutional Support:						
Executive Management:						
President	1	1	1	4884-7341	81,576	81,576
Professor - 12 Mo	-	0.5	0.5	3381-4085	24,345	24,513
Student Affairs Officer V - 12 Mo	-	1	1	3357-4056	40,273	42,222
Administrator IV- 12 Mo	1.4	2	2	3333-6813	111,892	111,892
Administrator III- 12 Mo	6	5	5	2500-5450	228,540	228,540
Administrative Assistant II	1.8	1	1	2425-2924	35,095	35,095
Administrative Assistant I	0.3	1	1	2105-2425	29,102	29,102
Administrative Secretary, Range A	1	1	1	1624-1943	23,318	23,318
Clerical Assistant IVA	0.9	1	1	1524-1814	21,764	21,764
Senior Secretary A	2	2	2	1524-1814	43,529	43,529
Clerical Assistant IIIA	-	0.5	0.5	1378-1632	8,271	8,623
Temporary Help	2.1	0.5	0.5	(31,579)	8,271	8,271
Clerical Assistant IIB	-	1	1	1253-1480	14,564	15,171
Clerical Assistant IIA	1	1	1	1189-1401	15,702	16,364
Financial Operations:						
Supervising Assistant Budget Analyst	1	1	1	2015-2425	29,102	29,102
Administrative Assistant I	-	0.5	0.5	2105-2425	12,090	12,664
Accounting Technician IIIA	1	1	1	1660-1988	23,853	23,853
Supervising Account Clerk IA	1	1	1	1557-1855	22,260	22,260
Payroll Personnel Transact Clk IIA	1	1	1	1524-1814	21,761	21,761
Clerical Assistant IVA	0.8	1	1	1524-1814	18,955	19,773
Senior Cashier Clerk, Range A	1	1	1	1419-1681	20,124	20,124
Senior Account Clerk, Range A	2.8	3	3	1419-1681	57,850	58,608
Clerical Assistant IIIA	0.8	1	1	1378-1632	19,584	19,584
Temporary Help	2.3	0.7	0.7	(34,118)	11,580	11,580
Payroll Personnel Transact Clk IA	2	2	2	1311-1550	35,412	36,663
Administrator I- 12 Mo	1	1	1	1250-2725	28,356	28,356
Assistant Cashier-Clerk, Range A	1.5	1.5	1.5	1223-1443	23,889	24,775
Intermediate Account Clerk, Range A	0.1	-	-	1223-1443	-	-
Overtime	-	-	-	(10,500)	-	-

6610 CALIFORNIA STATE COLLEGE, STANISLAUS—Continued

1
2
3
4
5
6
7
8
9
10
11
12
13
14
15
16
17
18
19
20
21
22
23
24
25
26
27
28
29
30
31
32
33
34
35
36
37
38
39
40
41
42
43
44
45
46
47
48
49
50
51
52
53
54
55
56
57
58
59
60
61
62
63
64
65
66
67
68
69
70
71
72
73
74
75
76
77
78
79
80
81
82
83
84
85
86
87
88
89
90
91
92
93
94
95
96
97
98

ORGANIZATIONAL UNIT Classification	NUMBER OF POSITIONS			EXPENDITURES		
	Filled 1983-84	Authorized 1984-85	Proposed 1985-86	Actual 1983-84	Estimated 1984-85	Proposed 1985-86
General Administrative Services:						
Student Admissions And Records:						
Student Affairs Assistant IV	-	1	1	2510-3027	30,123	31,562
Administrator III- 12 Mo.	2	2	2	2500-5450	94,656	94,656
Administrative Assistant 1	0.5	1	1	2105-2425	26,641	27,215
Credential Analyst	1.1	1	1	1737-2086	25,022	25,022
Evaluation Technician 1	3.1	3	3	1593-1902	66,536	68,134
Secretary B	1	1	1	1401-1660	19,910	19,910
Clerical Assistant IIIA	3.1	3.5	3.5	1378-1632	66,072	67,238
Temporary Help	3.1	1.9	1.9	(46,024)	31,430	31,430
Clerical Assistant IIB	1	1	1	1253-1480	17,756	17,756
Administrator I- 12 Mo.	2	3.8	3.8	1250-2725	81,606	81,606
Clerical Assistant IIA	3.5	3.5	3.5	1189-1401	55,462	56,737
Student Assistant	0.2	0.2	0.2	(1,668)	1,991	1,991
Student Affirmative Action:						
Student Affairs Officer - 12 Mo.	-	1	1	2104-2534	25,257	26,448
Temporary Help	3.6	1	1	(53,639)	16,542	16,542
Employee Personnel And Records:						
Administrator II- 12 Mo.	1	1	1	2083-4088	31,008	31,008
Staff Services Tech IA - Personnel	1	1	1	1703-2044	23,237	24,328
Clerical Assistant IIIA	0.5	0.5	0.5	1378-1632	9,792	9,792
Temporary Help	0.6	-	-	(8,677)	-	-
Administrator I- 12 Mo.	0.7	1	1	1250-2725	28,644	28,644
Clerical Assistant IIA	0.8	1.1	1.1	1189-1401	17,235	17,605
Logistical Services:						
Support Operations:						
Administrator II- 12 Mo.	1	1	1	2083-4088	27,500	27,500
Procurement Assistant, Range A	-	1	1	1838-2210	26,530	26,530
Staff Services Tech IA - Admin Sces	1	1	1	1703-2044	23,411	24,511
Shipping Receiving Assistant IA	1	1	1	1431-1696	20,354	20,354
Property Clerk IA	1	1	1	1431-1696	20,354	20,354
Reproduction Processes Asst, Range A	2	2	2	1378-1632	37,896	38,688
Temporary Help	1.5	2.5	2.5	(21,525)	41,355	41,355
Stock Clerk, Range A	1	1	1	1328-1570	18,840	18,840
Mail Clerk, Range A	1	1	1	1280-1511	17,639	18,135
Administrator I- 12 Mo.	2	2	2	1250-2725	46,824	46,824
Clerical Assistant IIA	0.4	1	1	1189-1401	16,816	16,816
Public Safety:						
Administrator III- 12 Mo.	1	1	1	2500-5450	38,549	38,549
Supervising Public Safety Officer 1	1	1	1	2194-2643	31,717	31,717
Public Safety Investigator	1	1	1	2095-2523	30,271	30,271
Administrator II- 12 Mo.	1	1	1	2083-4088	32,592	32,592
Public Safety Officer	7.4	8	8	2001-2408	223,048	225,858
Campus Guard, Range A	-	0.3	0.3	1425-1688	5,131	5,351
Clerical Assistant IIB	0.5	0.5	0.5	1401-1660	9,955	9,955
Public Safety Dispatch, typing, rng A	-	2	2	1401-1660	33,632	35,068
Temporary Help	0.1	-	-	(2,153)	-	-
Evening And Night Shift Differential	-	-	-	(2,270)	-	-
Physical Plant Operations:						
Maintenance Office Administration:						
Administrator II- 12 Mo.	1	1	1	2083-4088	34,260	34,260
Temporary Help-Plant Operations	0.6	0.7	0.7	(11,356)	14,406	14,406
Drafting Technician IA	1	1	1	1646-1970	23,644	23,644
Clerical Assistant IIIA	1	1	1	1378-1632	19,584	19,584
Evening And Night Shift Differential	-	-	-	(206)	-	-
Utility Plants:						
Refrigeration Mechanic	1	1	1	2256-2476	29,713	29,713
Administrator II- 12 Mo.	1	1	1	2083-4088	29,808	29,808
Building Service Engineer	5	5	5	1964-2256	133,439	135,059
Building Maintenance:						
Administrator II- 12 Mo.	-	1	1	2083-4088	27,500	27,500
Electrician I	2	2	2	2057-2256	54,146	54,146
Planner-estimator-scheduler	1	1	1	2015-2425	29,102	29,102
Carpenter 1	1	2	2	1964-2154	49,421	50,530
Painter 1	0.1	1	1	1964-2154	23,575	24,684
Locksmith 1	1	1	1	1964-2154	25,846	25,846
Building Maintenance Worker	1	1	1	1715-1876	22,506	22,506
Temporary Help-Plant Operations	2	3.3	3.3	(37,145)	67,910	67,910
Skilled Labor	1	1	1	1678-1834	22,004	22,004
Grounds Maintenance:						
Automotive Mechanic	1	1	1	1955-2144	25,727	25,727
Temporary Help-Plant Operations	0.2	-	-	(4,250)	-	-
Skilled Labor	4	4	4	1678-1834	87,855	88,018
Lead Groundworker, Range A	1	1	1	1610-1925	23,096	23,096
Irrigation Specialist	1	1	1	1543-1838	22,065	22,065
Pest Control-spray Spec., Range A	-	1	1	1543-1838	18,526	19,323
Groundworker, Range A	7.7	9.7	9.7	1419-1610	182,607	184,142
Administrator I- 12 Mo.	1	1	1	1250-2725	24,672	24,672
Custodial Services:						
Temporary Help-Plant Operations	-	-	-	(484)	-	-
Administrator I- 12 Mo.	-	2	2	1250-2725	40,020	40,020
Custodian, Range A	3.7	18.5	18.5	1203-1419	279,901	289,429
Clerical Assistant IIA	1	1	1	1189-1401	16,816	16,816

6610 CALIFORNIA STATE COLLEGE, STANISLAUS—Continued

ORGANIZATIONAL UNIT Classification	NUMBER OF POSITIONS			EXPENDITURES		
	Filled 1983-84	Authorized 1984-85	Proposed 1985-86	Actual 1983-84	Estimated 1984-85	Proposed 1985-86
Faculty And Staff Services:				SALARY RANGE		
Overtime	-	-	-	-	21,567	21,567
Management Comp. Adjustment -New	-	-	-	-	-	44,070
Management Comp. Adjust -Continuing	-	-	-	-	161,899	162,455
Evening And Night Shift Differential	-	-	-	-	6,998	6,998
Non-Faculty Reclasp - New	-	-	-	-	-	19,880
Non-Faculty Reclasp - Continuing	-	-	-	-	19,471	44,783
Management Reclasp - New	-	-	-	-	-	5,288
Management Reclasp - Continuing	-	-	-	-	4,677	10,757
Community Relations:						
Administrator II- 12 Mo.	1	0.7	0.7	2083-4088	22,579	22,579
Editorial Aid, Range A	0.5	0.5	0.5	1461-1733	10,399	10,399
Clerical Assistant IIIA	0.5	-	-	1378-1632	-	-
Temporary Help	0.7	-	-	(11,239)	-	-
Totals, Institutional Support	129.5	158.4	158.4	\$2,895,460	\$3,958,131	\$4,098,761
Independent Operations:						
Institutional Operations:						
Part Time Faculty-AY	3.6	-	-	(76,308)	-	-
Supervising Account Clerk IA	1	1	1	1557-1855	22,260	22,260
Senior Account Clerk, Range A	1	1	1	1419-1681	19,420	20,124
Clerical Assistant IIIA	1	1	1	1378-1632	19,584	19,584
Temporary Help	6.1	3.6	3.6	(90,011)	59,551	59,551
Administrator I- 12 Mo.	1	1	1	1250-2725	26,748	26,748
Management Comp. Adjust -Continuing	-	-	-	-	2,447	2,447
Totals, Independent Operations ..	13.7	7.6	7.6	\$245,640	\$150,010	\$150,714
Totals, General Fund	498.2	527.6	527.6	\$12,620,541	\$15,170,357	\$15,553,852
Dormitory Revenue Fund- Housing:						
Student Service:						
Student Support:						
Student Affairs Assistant II- 12 Mo	0.7	1	1	1928-2320	27,730	27,834
Clerical Assistant IIA	0.8	0.8	0.8	1189-1401	13,453	13,453
Student Assistant	1.5	0.3	0.3	(13,107)	2,987	2,987
Resident Assistant	-	4	4	4038	14,740	14,740
Totals, Student Service	3	6.1	6.1	\$39,850	\$58,910	\$59,014
Institutional Support:						
Financial Operations:						
Assistant Cashier-Clerk, Range A	0.5	0.5	0.5	1223-1443	8,407	8,640
Logistical Services:						
Clerical Assistant IIA	0.3	0.5	0.5	1189-1401	7,282	7,586
Student Assistant	-	-	-	(148)	-	-
Physical Plant Operations:						
Groundswoker, Range A	0.5	0.5	0.5	1419-1610	9,661	9,661
Totals, Institutional Support	1.3	1.5	1.5	\$20,339	\$25,350	\$25,887
Totals, Dormitory Revenue Fund- Housing	4.3	7.6	7.6	\$60,189	\$84,260	\$84,901
Dormitory Revenue Fund- Parking:						
Institutional Support:						
Financial Operations:						
Temporary Help	0.3	0.3	0.3	(4,417)	4,962	4,962
Logistical Services:						
Parking Officer, Range A	-	0.5	0.5	1425-1688	8,552	8,917
Clerical Assistant IIIB	0.5	0.5	0.5	1401-1660	9,955	9,955
Temporary Help	0.6	-	-	(8,622)	-	-
Totals, Institutional Support	1.4	1.3	1.3	\$21,931	\$23,469	\$23,834
Independent Operations:						
Campus Innovation:						
Temporary Help	0.1	-	-	(1,989)	-	-
Totals, Independent Operations ..	0.1	-	-	\$1,989	-	-
Totals, Dormitory Revenue Fund- Parking	1.5	1.3	1.3	\$23,920	\$23,469	\$23,834
Continuing Education Revenue Fund:						
Instruction:						
Special Session Instruction:						
Summer Session Faculty	7.4	6.8	6.8	(126,877)	131,226	131,226
Extension Instruction:						
Extension Faculty	0.5	2.2	2.2	(6,099)	31,526	34,521
Totals, Instruction	7.9	9	9	\$132,976	\$162,752	\$165,747
Institutional Support:						
Executive Management:						
Administrator III- 12 Mo.	0.6	1	1	2500-5450	46,127	46,127
Administrative Aid, Range A	1	1	1	1733-2082	24,976	24,976
Senior Account Clerk, Range A	0.5	0.5	0.5	1419-1681	10,062	10,062
Temporary Help	0.4	0.5	0.5	(6,599)	8,271	8,271

6610 CALIFORNIA STATE COLLEGE, STANISLAUS—Continued

ORGANIZATIONAL UNIT Classification	NUMBER OF POSITIONS			EXPENDITURES		
	Filled 1983-84	Authorized 1984-85	Proposed 1985-86	Actual 1983-84	Estimated 1984-85	Proposed 1985-86
Financial Operations: Senior Account Clerk, Range A	0.5	0.5	0.5	SALARY RANGE 1419-1681	10,062	10,062
Faculty And Staff Services: Management Comp. Adjust -Continuing	-	-	-	-	4,221	4,221
Totals, Institutional Support	3	3.5	3.5	\$71,471	\$103,719	\$103,719
Totals, Continuing Education Revenue Fund	10.9	12.5	12.5	\$204,447	\$266,471	\$269,466
Totals, California State College, Stanislaus	514.9	549	549	\$12,909,097	\$15,544,557	\$15,932,053

6610 TRUSTEES AUDIT PROGRAM ¹

General Fund:						
Institutional Support:						
Financial Operations:						
				SALARY RANGE		
Administrator IV- 12 Mo.	1	1	1	\$3333-6813	\$63,876	\$63,876
Administrator III- 12 Mo.	4	5	5	2500-5450	204,358	204,358
Associate Administrative Analyst	-	2	2	2425-2924	58,204	60,998
Administrator II- 12 Mo.	1	1	1	2083-4088	33,252	33,252
Administrative Secretary, Range A	0.4	-	-	1624-1943	-	-
Clerical Assistant IVA	0.6	1	1	1524-1814	21,764	21,764
Temporary Help	0.6	-	-	(8,930)	-	-
Administrator I- 12 Mo.	2	-	-	1250-2725	-	-
Faculty And Staff Services:						
Management Comp. Adjustment -New	-	-	-	-	-	8,372
Management Comp. Adjust -Continuing	-	-	-	-	31,243	31,347
Non-Faculty Reclass - New	-	-	-	-	-	287
Non-Faculty Reclass - Continuing	-	-	-	-	5,570	12,811
Management Reclass- New	-	-	-	-	-	1,005
Management Reclass- Continuing	-	-	-	-	890	2,047
Totals, Institutional Support	9.6	10	10	\$320,602	\$419,157	\$440,117
Totals, General Fund	9.6	10	10	\$320,602	\$419,157	\$440,117
Totals, Trustees Audit Program ...	9.6	10	10	\$320,602	\$419,157	\$440,117

6610 LIBRARY DEVELOPMENT ¹

Academic Support:						
Libraries:						
				SALARY RANGE		
Senior Systems Analyst	0.6	1	1	\$3109-3755	\$37,314	\$39,103
Library Serials Editor	1	-	-	2675-3228	-	-
Administrator III- 12 Mo.	3	2	2	2500-5450	101,520	101,520
Assoc,acad Institut Studies 1	-	1	1	2284-2752	33,019	33,019
Administrator II- 12 Mo.	1	-	-	2083-4088	-	-
Clerical Assistant IIIB	-	1	1	1401-1660	16,542	17,247
Computing Support:						
Programmer III	1	1	1	2739-3305	39,664	39,664
Administrator III- 12 Mo.	1	1	1	2500-5450	46,632	46,632
Totals, Academic Support	7.6	7	7	\$266,845	\$274,691	\$277,185
Institutional Support:						
Faculty And Staff Services:						
Management Comp. Adjustment -New	-	-	-	-	-	4,037
Management Comp. Adjust -Continuing	-	-	-	-	13,334	13,334
Non-Faculty Reclass - New	-	-	-	-	-	387
Management Reclass- New	-	-	-	-	-	484
Totals, Institutional Support	-	-	-	-	\$13,334	\$18,242
Totals, Library Development	7.6	7	7	\$266,845	\$288,025	\$295,427

¹The Salary Range and amounts shown in 1984-85 and 1985-86 for the California State University do reflect the 1984-85 fiscal year salary increase adjustment.

6610 SYSTEMWIDE PROVISIONS FOR ALLOCATION ¹

ORGANIZATIONAL UNIT Classification	NUMBER OF POSITIONS			EXPENDITURES		
	Filed 1983-84	Authorized 1984-85	Proposed 1985-86	Actual 1983-84	Estimated 1984-85	Proposed 1985-86
Instruction:						
Regular Instruction:						
Instructional Support:						
Coordinator - AY	-	17.8	17.8	\$1426-3544	\$430,104	\$449,359
Administrative Aid, Range A	-	1	1	1733-2082	24,695	24,976
Clerical Assistant IIIA	-	2	2	1378-1632	35,586	37,128
Clerical Assistant IIB	-	1.2	1.2	1253-1480	19,198	20,015
Clerical Assistant IIA	-	1	1	1189-1401	14,564	15,171
Student Assistant	-	0.5	0.5	3.35-6.33	4,978	4,978
Instructional Faculty:						
Faculty Development Leaves	-	22.5	22.5	1426-3544	542,757	546,478
Market Condition Salary Supplements	-	-	-	-	317,271	376,877
Totals, Instruction	-	46	46	-	\$1,389,153	\$1,474,982
Academic Support:						
Computing Support:						
Staff Systems Analyst	-	1	1	2830-3416	33,959	35,591
Programmer III	-	2	2	2739-3305	72,539	74,106
Associate Systems Analyst	-	2	2	2578-3109	68,244	69,719
Administrator III- 12 Mo.	-	3	3	2500-5450	123,168	123,168
Programmer II	-	3	3	2273-2739	89,184	93,455
Assistant Systems Analyst	-	1	1	2140-2578	28,511	29,872
Clerical Assistant IIIA	-	2	2	1378-1632	34,024	35,486
Student Assistant	-	0.5	0.5	3.35-6.33	4,978	4,978
Ancillary Support:						
California Academic Partnership:						
Director-12 Month	-	1	1	1619-4085	48,691	49,024
Clerical Assistant IIIA	-	1	1	1378-1632	17,991	18,761
Student Writing Skills:						
Assistant Professor-AY	-	51.1	51.1	1847-2220	1,232,661	1,241,112
Clerical Assistant IIB	-	11.7	11.7	1253-1480	187,051	191,096
Totals, Academic Support	-	79.3	79.3	-	\$1,941,001	\$1,966,368
Student Service:						
Financial Aid:						
Programmer III	-	2	2	2739-3305	65,750	68,883
Associate Systems Analyst	-	1	1	2578-3109	30,930	32,405
Totals, Student Service	-	3	3	-	\$96,680	\$101,288
Institutional Support:						
Executive Management:						
Administrative Intern-AY	-	12	12	1426-3544	289,470	291,455
General Administrative Services:						
Student Affirmative Action:						
Coordinator - 12 Mo	-	0.8	0.8	1619-4085	24,332	24,499
Administrator III- 12 Mo.	-	1	1	2500-5450	42,216	42,216
Student Affairs Assistant II- 12 Mo	-	5	5	1928-2320	139,171	139,171
Student Affairs Assistant I - 12 Mo	-	3	3	1684-2019	69,416	72,672
Clerical Assistant IIIA	-	1	1	1378-1632	19,584	19,584
Student Assistant	-	52.7	52.7	3.35-6.33	524,639	524,639
Faculty And Staff Services:						
Management Comp. Adjustment -New	-	-	-	-	-	4,516
Management Comp. Adjustment-Continuing	-	-	-	-	15,302	15,302
Salary Increase	-	-	-	-	82,600	82,600
Totals, Institutional Support	-	75.5	75.5	-	\$1,206,730	\$1,216,654
Totals, Systemwide Provisions for Allocation	-	203.8	203.8	-	\$4,633,564	\$4,759,292
GRAND TOTALS, CALIFORNIA STATE UNIVERSITY						
Regular/Ongoing Positions	33,913.3	33,598.2	33,598.2	\$801,847,450	\$941,158,284	\$969,914,726
Temporary Help	28,337.6	31,242.4	31,242.4	739,778,683	909,519,663	938,276,105
Overtime	5,575.7	2,355.8	2,355.8	60,416,719	30,106,055	30,106,055
	-	-	-	1,652,048	1,532,566	1,532,566

6860 CALIFORNIA MARITIME ACADEMY *

Instruction						
Administrators:						
SALARY RANGE						
Academic Dean	1	1	1	\$3,388-4,097	\$40,656	\$42,624
Commanding Off	1	1	1	3,388-4,097	49,164	49,164
Professor	1.8	2	2	3,082-3,907	84,181	88,244
Assoc Professor	0.1	-	-	2,472-3,128	-	-
Totals	3.9	4	4	\$170,640	\$174,001	\$180,032
Instructional Faculty:						
Professor	1.1	1	1	3,082-3,907	40,501	42,460
Director	1	1	1	3,233-3,907	45,360	46,884
Assoc Professor	7.7	8	8	2,472-3,128	274,970	291,517
Asst Professor-Maritime	10.8	13	13	2,251-2,717	397,360	414,778

¹The Salary Range and amounts shown in 1984-85 and 1985-86 for the California State University do reflect the 1984-85 fiscal year salary increase adjustment.

*The Salary Range and the amounts shown in 1984-85 and 1985-86 for this department do not reflect the 1984-85 fiscal year salary increase adjustment. This adjustment is reflected in the departmental Summary by Object of the Governor's Budget.

6860 CALIFORNIA MARITIME ACADEMY—Continued

ORGANIZATIONAL UNIT	NUMBER OF POSITIONS			EXPENDITURES		
	Classification	Filled 1983-84	Authorized 1984-85	Proposed 1985-86	Actual 1983-84	Estimated 1984-85
				SALARY RANGE		
Asst Professor	1.2	1	1	2,059-2,483	29,796	29,796
Asst Professor-Gen	0.1	-	-	1,930-2,325	-	-
Instructor	2.6	2	2	1,868-2,251	52,812	54,912
Totals	24.5	26	26	\$759,054	\$840,799	\$880,347
Technical And Clerical:						
Maritime Voc Instructor I	4.6	6	6	1,845-2,221	156,768	157,872
Office Techn-Typing	0.9	1	1	1,214-1,551	15,659	16,346
Secty	1.6	2	2	1,236-1,512	32,616	34,837
Office Asst II-Typing	3.1	3	3	1,048-1,367	42,370	42,796
Steno	0.1	-	-	1,029-1,339	-	-
Totals	10.3	12	12	\$200,627	\$247,413	\$251,851
Continuing Maritime Education:						
Asst Director	1	1	1	2,472-2,983	32,604	34,140
Marine Voc Instructor	-	1	1	2,251-2,717	29,664	32,040
Office Asst II-Typing	0.8	1	1	1,048-1,367	13,304	13,736
Totals	1.8	3	3	\$40,916	\$75,572	\$79,916
Totals, Instruction	40.5	45	45	\$1,171,237	\$1,337,785	\$1,392,146
Academic Support						
Library:						
Sr Librarian	1	1	1	1,959-2,360	28,320	28,320
Librarian	1	1	1	1,786-2,150	24,612	25,800
Library Tech Asst I	1	1	1	1,214-1,551	15,882	16,578
Office Asst II-Typing	0.8	1	1	1,048-1,367	13,584	14,040
Totals	3.8	4	4	\$74,982	\$82,398	\$84,738
Ancillary--Ship Operation:						
Maritime Voc Instructor I	4.3	3	3	1,845-2,221	76,415	78,812
Ships Carpenter	0.8	1	1	1,786-1,959	21,432	22,416
Marine Boilertender	1	1	1	1,371-1,630	19,560	19,560
Able Seaman	2.7	3	3	1,317-1,557	53,424	54,864
Totals	8.8	8	8	\$186,281	\$170,831	\$175,652
Totals, Academic Support	12.6	12	12	\$261,263	\$253,229	\$260,390
Student Services-Student Support						
Financial Aid:						
Student Affairs Off II	1	1	1	2,022-2,438	29,256	29,256
Office Asst II-Typing	1	1	1	1,048-1,367	14,568	14,568
Totals	2	2	2	\$42,582	\$43,824	\$43,824
Counseling And Guidance:						
Commandant Of Midshipmen	1	1	1	3,082-3,726	44,712	44,712
Student Affairs Off III	2	2	2	2,438-2,938	70,512	70,512
Student Affairs Off II	1	1	1	2,022-2,438	29,256	29,256
Student Affairs Off I	2.6	4	4	1,845-2,221	95,104	100,772
Student Affairs Asst, CMA	-	1	1	1,581-2,022	20,172	21,132
Office Techn-Typing	1	1	1	1,214-1,551	16,810	17,100
Office Asst II-Typing	0.6	1	1	1,048-1,367	13,234	13,660
Totals	8.2	11	11	\$226,595	\$289,800	\$297,144
Care And Subsistence:						
Food Mgr	1	1	1	2,197-2,651	31,812	31,812
Supvng Cook I	2	2	2	1,371-1,786	39,120	39,120
Cook II	5	5	5	1,265-1,630	88,020	88,764
Cook I	0.5	1	1	1,135-1,437	14,136	14,664
Food Service Worker II	1.7	2	2	1,095-1,376	30,221	30,456
Food Service Worker I	6.4	8	8	1,018-1,269	112,290	113,088
Totals	16.6	19	19	\$269,681	\$315,599	\$317,904
Health Services:						
Maritime Voc Instructor I	1	1	1	1,845-2,221	26,652	26,652
Office Asst II-Typing	1	1	1	1,048-1,367	14,392	14,568
Totals	2	2	2	\$39,396	\$41,044	\$41,220
Totals, Student Services-Student Support	28.8	34	34	\$578,254	\$690,267	\$700,092
Institutional Support						
Executive Management:						
President	1.2	1	1	4,214-5,100	54,764	57,464
Adm Off	1	1	1	3,388-4,097	44,364	46,522
Bus Mgr	1	1	1	2,415-2,913	34,956	34,956
Exec Secty I	1	1	1	1,389-1,653	18,794	19,684
Secty	0.5	1	1	1,236-1,512	14,729	16,684
Totals	4.7	5	5	\$164,875	\$167,607	\$175,310
Financial Management:						
Sr Acctg Off-Supvr	1	1	1	2,197-2,651	31,812	31,812
Acctg Off	1	1	1	1,827-2,197	23,574	24,696
Budget Techn II	-	1	1	1,523-1,827	18,276	19,092
Acctg Techn	0.4	1	1	1,214-1,551	15,998	16,694
Office Techn-Cashiering	0.6	1	1	1,214-1,425	15,998	16,694

1
2
3
4
5
6
7
8
9
10
11
12
13
14
15
16
17
18
19
20
21
22
23
24
25
26
27
28
29
30
31
32
33
34
35
36
37
38
39
40
41
42
43
44
45
46
47
48
49
50
51
52
53
54
55
56
57
58
59
60
61
62
63
64
65
66
67
68
69
70
71
72
73
74
75
76
77
78
79
80
81
82
83
84
85
86
87
88
89
90
91
92
93
94
95
96
97
98

6860 CALIFORNIA MARITIME ACADEMY—Continued

ORGANIZATIONAL UNIT Classification	NUMBER OF POSITIONS			EXPENDITURES		
	Filled 1983-84	Authorized 1984-85	Proposed 1985-86	Actual 1983-84	Estimated 1984-85	Proposed 1985-86
				SALARY RANGE		
Acct Clk II	1.2	-	-	1,087-1,367	-	-
Totals	4.2	5	5	\$85,863	\$105,658	\$108,988
Personnel:						
Personnel Asst II	1	1	1	1,481-1,768	21,216	21,216
Totals	1	1	1	\$20,616	\$21,216	\$21,216
Logistical Support:						
Materials & Stores Supvr II	1	1	1	1,591-2,098	22,944	22,944
Materials & Stores Supvr I	1	1	1	1,401-1,827	19,992	19,992
Mach Opr III-Gen	1	1	1	1,222-1,437	17,244	17,244
Totals	3	3	3	\$58,482	\$60,180	\$60,180
Physical Plant Operation:						
Chief - Plant Operation I	1	1	1	2,230-2,691	32,292	32,292
Maint Mechanic	3	3	3	1,868-2,251	73,652	73,652
Painter I	1	1	1	1,786-2,150	23,508	23,508
Bldg & Maint Worker	1	1	1	1,557-1,868	20,472	20,472
Lead Groundskeeper	1	1	1	1,401-1,827	19,992	19,992
Auto Equipt Opr I	1	1	1	1,523-1,827	19,992	19,992
Groundskeeper	2.9	3	3	1,342-1,666	54,828	54,828
Janitor Supvr I	1	1	1	1,114-1,407	15,528	15,528
Office Asst II-Typing	1	1	1	1,048-1,367	13,774	14,260
Janitor	4.9	5	5	1,038-1,294	71,841	71,880
Totals	17.8	18	18	\$328,884	\$345,879	\$346,588
General Administration--Admissions And Records:						
Office Techn-Gen	1	1	1	1,214-1,551	17,100	17,100
Office Techn-Typing	0.9	-	-	1,214-1,551	-	-
Steno	0.1	-	-	1,029-1,339	-	-
Totals	2	1	1	\$32,165	\$17,100	\$17,100
Totals, Institutional Support	32.7	33	33	\$690,885	\$717,640	\$729,382
Temporary Help	17.3	13	13	(311,439)	220,657	218,281
Overtime	-	-	-	(27,400)	9,834	9,834
Totals	17.3	13	13	\$338,839	\$230,491	\$228,115
TOTALS, AUTHORIZED POSITIONS	131.9	137	137	\$3,040,478	\$3,229,412	\$3,310,125
Regular/Ongoing Positions	114.6	124	124	2,701,639	2,998,921	3,082,010
Temporary Help	17.3	13	13	311,439	220,657	218,281
Overtime	-	-	-	27,400	9,834	9,834

6870 BOARD OF GOVERNORS OF THE CALIFORNIA COMMUNITY COLLEGES ¹

Apportionments				SALARY RANGE		
	Filled 1983-84	Authorized 1984-85	Proposed 1985-86	Actual 1983-84	Estimated 1984-85	Proposed 1985-86
Administrator - Financial Services	1	1	1	\$3,140-3,796	\$45,552	\$45,552
Specialist - Financial Services	2.8	3	3	2,859-3,451	116,500	118,764
Assoc Govtl Prog Analyst	2	2	2	2,197-2,651	63,204	63,624
Financial Examiner III	1	1	1	2,197-2,651	31,812	31,812
Staff Services Analyst-Gen	3	4	4	1,407-2,197	91,307	94,314
Staff Services Mgt Auditor	-	1	1	1,523-1,827	18,276	19,092
Sr Steno	1	1	1	1,236-1,512	17,448	17,448
Office Asst II-Typing	0.8	2	2	1,048-1,367	28,213	28,491
Temporary Help	0.3	0.3	-	(18,386)	17,000	-
Totals	11.9	15.3	15	\$359,871	\$429,312	\$419,097
Specialy Funded Programs						
EOPS:						
Administrator - Extended Programs	1	1	1	3,140-3,796	45,552	45,552
Specialist - Extended Programs	3	3	3	2,859-3,451	124,236	124,236
Specialist - Student Affairs	1	1	1	2,859-3,451	40,780	41,412
Assoc Govtl Prog Analyst	0.7	1	1	2,197-2,651	27,318	28,644
Staff Services Analyst-Gen	1.3	1	1	1,407-2,197	25,374	26,364
Mgt Services Techn	0.2	-	-	1,177-1,565	-	-
Sr Steno	0.7	1	1	1,236-1,512	14,832	15,396
Office Asst II-Typing	0.8	1	1	1,048-1,367	14,568	14,568
Acct Clk II	0.1	-	-	1,087-1,367	-	-
Temporary Help	1	1	1	(46,949)	41,416	41,416
Totals	9.8	10	10	\$324,462	\$334,076	\$337,588
Disabled Students:						
Specialist - Academic Programs	1	1	1	2,859-3,451	41,412	41,412
Specialist-Affirmative Action Prog	1	1	1	2,859-3,451	41,412	41,412
Office Asst II-Typing	0.2	0.5	0.5	1,048-1,367	6,477	6,687
Totals	2.2	2.5	2.5	\$82,774	\$89,301	\$89,511

*The Salary Range and the amounts shown in 1984-85 and 1985-86 for this department do not reflect the 1984-85 fiscal year salary increase adjustment. This adjustment is reflected in the departmental Summary by Object of the Governor's Budget.

6870 BOARD OF GOVERNORS OF THE CALIFORNIA COMMUNITY COLLEGES—Continued

1
2
3
4
5
6
7
8
9
10
11
12
13
14
15
16
17
18
19
20
21
22
23
24
25
26
27
28
29
30
31
32
33
34
35
36
37
38
39
40
41
42
43
44
45
46
47
48
49
50
51
52
53
54
55
56
57
58
59
60
61
62
63
64
65
66
67
68
69
70
71
72
73
74
75
76
77
78
79
80
81
82
83
84
85
86
87
88
89
90
91
92
93
94
95
96
97
98

ORGANIZATIONAL UNIT Classification	NUMBER OF POSITIONS			EXPENDITURES		
	Filed 1983-84	Authorized 1984-85	Proposed 1985-86	Actual 1983-84	Estimated 1984-85	Proposed 1985-86
Other Student Services				SALARY RANGE		
Administrator - Extended Programs	1	1	1	3,140-3,796	45,552	45,552
Sr Steno	0.6	1	1	1,236-1,512	17,448	17,448
Office Asst II-Typing	0.1	-	-	1,048-1,367	-	-
Totals	1.7	2	2	\$56,338	\$63,000	\$63,000
Faculty Administrative Credentials						
Sr Certification Off	1	1	1	2,197-2,651	31,812	31,812
Certification Off II	2	2	2	1,827-2,197	52,728	52,728
Office Services Supvr II-Gen	1	1	1	1,358-1,768	19,332	19,332
Temporary Help	8.3	8	8	(118,885)	111,141	111,141
Totals	12.3	12	12	\$219,823	\$215,013	\$215,013
District Affirmative Action						
Specialist-Affirmative Action Prog	1	1	1	2,859-3,451	41,412	41,412
Office Techn-Typing	0.9	1	1	1,214-1,551	14,568	15,120
Totals	1.9	2	2	\$55,123	\$55,980	\$56,532
Program Evaluation-Approval						
Administrator - Academic Programs ..	1	1	1	3,140-3,796	45,552	45,552
Specialist-Bilingual Educ	1	1	1	2,859-3,451	40,464	41,412
Specialist - Academic Programs	2	4	4	2,859-3,451	151,440	154,704
Assoc Govtl Prog Analyst	0.7	1	1	2,197-2,651	27,318	28,644
Staff Services Analyst-Gen	0.2	-	-	1,407-2,197	-	-
Sr Steno	1	1	1	1,236-1,512	17,448	17,448
Steno	0.5	1	1	1,029-1,339	15,396	15,396
Totals	6.4	9	9	\$212,020	\$297,618	\$303,156
Instructional Improvemnt-Innovation						
Administrator-Innovative Studies	0.8	-	-	3,140-3,796	-	-
Office Tech-Typing	1	1	1	1,214-1,551	17,100	17,100
Totals	1.8	1	1	\$52,331	\$17,100	\$17,100
Vocational Education						
Director-Voc Educ	0.9	1	1	3,293-3,980	45,374	47,576
Administrator - Voc Educ	0.9	2	1	3,140-3,796	85,663	44,306
Specialist - Homemaking Educ	0.6	1	1	2,859-3,451	34,308	35,940
Specialist - Gen Voc Educ	3.5	3	3	2,859-3,451	123,762	124,236
Specialist - Health Occupations	2	2	2	2,859-3,451	82,824	82,824
Specialist - Industrial Educ	2	2	2	2,859-3,451	82,824	82,824
Specialist - Bus Educ	2	2	2	2,859-3,451	82,824	82,824
Specialist - Agric Educ	1	1	1	2,859-3,451	41,412	41,412
Specialist - Criminal Justice Educ	1	1	1	2,859-3,451	41,412	41,412
Specialist - Affirmative Action	-	1	1	2,859-3,451	34,308	35,940
Voc Educ Gender Equity Consultant	0.1	-	-	2,859-3,451	-	-
Sr Econ Adj Specialist	-	1	-	\$3,052	\$36,624	-
Project Asst II	1	1	-	2,370-2,859	30,867	-
Assoc Mgt Analyst	0.9	1	1	2,197-2,651	31,812	31,812
Assoc Pers Analyst	0.3	-	-	2,197-2,651	-	-
Assoc Govtl Prog Analyst	0.6	2	-	2,197-2,651	61,704	-
Adm Asst I	1	1	1	1,827-2,303	25,176	26,364
Staff Services Analyst-Gen	1.3	2	1	1,407-2,197	49,223	23,934
Mgt Services Techn	0.3	1	1	1,177-1,565	15,267	15,882
Office Techn-Typing	0.9	1	1	1,214-1,551	17,100	17,100
Office Techn-Gen	0.7	1	1	1,214-1,551	15,561	16,230
Office Asst II-Typing	2.1	2	-	1,048-1,367	28,122	-
Steno	1.5	2	2	1,029-1,339	30,792	30,792
Seasonal Clk	0.1	-	-	846-967	-	-
New Prog Consultant	0.5	-	-	-	-	-
Temporary Help	1.1	1	1	(17,539)	14,627	14,627
Totals	26.3	32	24	\$815,518	\$1,011,586	\$796,035
Facilities Operations						
Administrator-Planning-Utilization	0.2	1	1	3,140-3,796	45,552	45,552
Specialist - Planning & Utilization	2	2	2	2,859-3,451	82,824	82,824
Energy Specialist II-Cons	1	1	1	2,415-2,913	34,956	34,956
Assoc Construction Analyst	-	1	1	2,360-2,845	28,320	29,664
Staff Services Analyst-Gen	0.5	1	1	1,407-2,197	20,168	21,112
Office Techn-Typing	1	1	1	1,214-1,551	17,100	17,100
Office Asst II-Typing	0.4	0.5	0.5	1,048-1,367	6,477	6,687
Totals	5.1	7.5	7.5	\$153,389	\$235,397	\$237,895
Board Of Governors						
Specialist - Academic Programs	0.9	1	1	2,859-3,451	39,832	41,412
Staff Services Analyst-Gen	0.1	-	-	1,407-2,197	-	-
Secty	0.1	1	1	1,236-1,512	17,448	17,448
Office Asst II-Typing	0.4	-	-	1,048-1,367	-	-
Steno	0.5	-	-	1,029-1,339	-	-
Board Stipends.....	-	-	-	(14,250)	18,000	18,000
Totals	2	2	2	\$63,327	\$75,280	\$76,860

6870 BOARD OF GOVERNORS OF THE CALIFORNIA COMMUNITY COLLEGES—Continued

ORCANIZATIONAL UNIT Classification	NUMBER OF POSITIONS			EXPENDITURES		
	Filled 1983-84	Authorized 1984-85	Proposed 1985-86	Actual 1983-84	Estimated 1984-85	Proposed 1985-86
Executive Office				SALARY RANGE		
Chancellor	1	1	1	5,014	60,168	60,168
C.E.A. III	1	1	1	3,357-4,464	53,568	53,568
Staff Counsel III	1	1	1	3,602-4,360	51,300	52,320
C.E.A. II	1	1	1	3,052-4,057	48,684	48,684
Staff Counsel II	1	1	1	3,128-3,780	42,252	44,292
Assoc Pers Analyst	0.3	-	-	2,197-2,651	-	-
Exec Secty II	1	1	1	1,512-1,809	21,708	21,708
Legal Secty	1	1	1	1,450-1,729	20,748	20,748
Exec Secty I	1	1	1	1,389-1,653	19,836	19,836
Secty	1.8	2	2	1,236-1,512	32,280	32,844
Totals	10.1	10	10	\$343,385	\$350,544	\$354,168
Legislative & Public Affairs						
Director	0.3	1	1	3,357-4,057	40,284	42,216
Legis & Public Affairs Coordinator	1	1	1	2,859-3,451	39,990	41,412
Staff Services Analyst-Cen	0.9	1	1	1,407-2,197	25,968	26,364
Steno	0.1	1	1	1,029-1,339	14,890	15,281
Temporary Help	0.7	1	1	(9,836)	10,176	10,176
Totals	3	5	5	\$80,405	\$131,308	\$135,449
Analytical Studies-Policy						
C.E.A. II	1	1	1	3,052-4,057	48,684	48,684
Specialist - Financial Services	1.4	2	2	2,859-3,451	82,350	82,824
Research Analyst II-Gen	1	1	1	2,197-2,651	31,812	31,812
Assoc Govtl Prog Analyst	2.1	3	3	2,197-2,651	86,448	89,100
Staff Services Analyst-Gen	0.5	-	-	1,407-2,197	-	-
Sr Steno	1	1	1	1,236-1,512	17,448	17,448
Temporary Help	0.6	1.5	1.5	(10,408)	14,840	14,840
Totals	7.6	9.5	9.5	\$232,883	\$281,582	\$284,708
Analytical Studies-Info System						
Specialist - Financial Services	1	1	1	2,859-3,451	41,412	41,412
Sr DP Analyst	1	1	1	2,651-3,200	37,956	38,400
Staff Programmer Analyst	1	1	1	2,415-2,913	34,956	34,956
Assoc Programmer Analyst	-	1	1	2,197-2,651	31,812	31,812
Programmer I	0.3	1	1	1,407-1,827	19,392	20,020
DP Techn	1.7	2	2	1,198-1,523	36,478	36,552
Key Data Op	1	1.5	1.5	976-1,309	21,669	21,885
Temporary Help	1	1.2	1.2	(11,036)	14,946	14,946
Totals	7	9.7	9.7	\$160,671	\$238,621	\$239,983
Administrative Services						
Staff Services Mgr I	1	1	1	2,415-2,913	33,336	34,956
Bus Service Off I	1	1	1	1,827-2,197	26,364	26,364
Staff Services Analyst-Gen	1.8	1	1	1,407-2,197	23,984	25,122
Mach Supvr I-Cen	1	1	1	1,491-1,786	21,432	21,432
Pers Asst II	0.1	1	1	1,481-1,768	21,216	21,216
Sr Word Processing Techn	1	1	1	1,260-1,486	17,832	17,832
Mach Opr II -Gen	1.7	2	2	1,177-1,376	32,914	33,024
Office Asst II-Typing	1	1	1	1,048-1,367	14,568	14,568
Mach Opr I-Gen	0.3	-	-	1,135-1,321	-	-
Office Asst II-Cen	0.5	0.5	0.5	1,048-1,309	7,284	7,284
Word Processing Techn	1.7	3	3	1,048-1,309	44,160	44,580
Temporary Help	0.2	0.8	0.8	(2,902)	5,195	5,195
Totals	11.3	13.3	13.3	\$219,677	\$248,285	\$251,573
Budget & Accounting						
Staff Services Mgr I	1	1	1	2,415-2,913	34,956	34,956
Assoc Covtl Prog Analyst	1	1	1	2,197-2,651	31,812	31,812
Acctg Off	1.2	1	1	1,827-2,197	26,364	26,364
Staff Services Analyst-Gen	0.5	1	1	1,407-2,197	22,859	23,934
Mgt Services Techn	0.6	1	1	1,177-1,565	16,578	17,283
Acctg Techn	0.7	-	-	1,214-1,551	-	-
Acct Clk II	0.1	1	1	1,087-1,367	14,436	14,982
Overtime	-	-	-	(4,798)	-	-
Totals	5.1	6	6	\$132,292	\$147,005	\$149,331
TOTALS, AUTHORIZED POSITIONS	125.5	148.8	140.5	\$3,575,325	\$4,221,008	\$4,026,999
Regular/Ongoing Positions	112.3	134	126	3,320,336	3,973,667	3,796,658
Temporary Help	13.2	14.8	14.5	250,191	247,341	230,341
Overtime	-	-	-	4,798	-	-
Continuously vacant positions abolished by State Controller						
CEA II	-	1	1	3,052-4,057	-	-
Voc Ed Gender Equity Consultant	-	1	1	2,859-3,451	-	-
Specialist—Credentials Administration	-	1	1	2,859-3,451	-	-
Office Asst II—Typ	-	0.5	0.5	1,048-1,309	-	-

7980 STUDENT AID COMMISSION *

1
2
3
4
5
6
7
8
9
10
11
12
13
14
15
16
17
18
19
20
21
22
23
24
25
26
27
28
29
30
31
32
33
34
35
36
37
38
39
40
41
42
43
44
45
46
47
48
49
50
51
52
53
54
55
56
57
58
59
60
61
62
63
64
65
66
67
68
69
70
71
72
73
74
75
76
77
78
79
80
81
82
83
84
85
86
87
88
89
90
91
92
93
94
95
96
97
98

ORGANIZATIONAL UNIT Classification	NUMBER OF POSITIONS			EXPENDITURES		
	Filled 1983-84	Authorized 1984-85	Proposed 1985-86	Actual 1983-84	Estimated 1984-85	Proposed 1985-86
Scholarship-Cal Grant A						
Prog Mgr	1	1	1	\$2,415-2,913	\$34,956	\$34,956
Prog Supvr II	0.4	1	1	2,197-2,651	28,196	29,550
Staff Services Analyst-Gen	1.3	3	3	1,407-2,197	67,889	71,202
Prog Supvr I	0.6	-	-	1,827-2,197	-	-
Jr Staff Analyst-Gen	2	-	-	1,407-1,827	-	-
Office Services Supvr II-Gen	2	2	2	1,358-1,768	38,664	38,664
Mgt Services Techn	0.3	1	1	1,177-1,565	15,424	16,292
Office Techn-Typing	1.2	1	1	1,214-1,551	17,100	17,100
Office Services Supvr I-Typing	1.8	2	2	1,214-1,551	33,446	34,142
Supvng Prog Techn I	2	3	3	1,260-1,486	51,824	52,764
Office Asst II-Typing	7.1	7.5	7.5	1,048-1,367	105,750	106,942
Prog Techn I	14	15	15	1,126-1,309	230,360	233,260
Office Asst II-Gen	7	5	5	1,048-1,309	71,611	72,046
Office Asst I-Gen	0.9	3	3	944-1,087	36,773	37,508
Temporary Help	2.1	4.2	4.2	(30,812)	47,958	47,958
Overtime	-	-	-	(112)	21,125	21,125
Totals	43.7	48.7	48.7	\$695,941	\$801,076	\$813,509
College Opportunity-Cal Grant B						
Prog Mgr	1	1	1	2,415-2,913	34,956	34,956
Prog Supvr II	0.4	1	1	2,197-2,651	28,196	29,550
Staff Services Analyst-Gen	0.8	2	2	1,407-2,197	45,743	47,898
Prog Supvr I	0.6	-	-	1,827-2,197	-	-
Office Services Supvr III-Gen	1	1	1	1,544-1,854	22,248	22,248
Jr Staff Analyst-Gen	1.2	-	-	1,407-1,827	-	-
Office Services Supvr II-Gen	1	1	1	1,358-1,768	18,972	19,332
Office Techn-Typing	1	1	1	1,214-1,551	16,926	17,100
Supvng Prog Techn I	2.8	3	3	1,260-1,486	51,568	53,008
Office Asst II-Typing	2.5	5	5	1,048-1,367	68,601	70,029
Prog Techn I	15.5	14	14	1,126-1,309	208,016	214,112
Office Asst II-Gen	1.7	2	2	1,048-1,309	27,687	28,342
Prog Techn Trainee-Gen	0.4	1	1	1,048-1,214	13,736	14,216
Office Asst I-Gen	0.2	0.5	0.5	944-1,087	5,953	6,142
Temporary Help	1	1	1	(17,254)	11,382	11,382
Overtime	-	-	-	-	11,114	11,114
Totals	31.1	33.5	33.5	\$499,924	\$565,098	\$579,429
Occupational Training-Cal Grant C						
Prog Supvr II	0.4	1	1	2,197-2,651	28,196	29,550
Prog Supvr I	0.6	-	-	1,827-2,197	-	-
Supvng Prog Techn I	1	1	1	1,260-1,486	17,588	17,832
Prog Techn I	3.7	3	3	1,126-1,309	44,650	46,058
Office Asst II-Gen	0.1	1	1	1,048-1,309	13,339	13,774
Temporary Help	0.4	0.7	0.7	(5,292)	8,244	8,244
Overtime	-	-	-	(657)	1,150	1,150
Totals	6.2	6.7	6.7	\$103,893	\$113,167	\$116,608
Graduate Fellowship Program						
Prog Supvr II	1	1	1	2,197-2,651	30,836	31,812
Supvng Prog Techn I	1	1	1	1,260-1,486	17,832	17,832
Prog Techn I	2	2	2	1,126-1,309	31,024	31,416
Temporary Help	0.8	1.5	1.5	(11,949)	14,686	14,686
Overtime	-	-	-	-	1,199	1,199
Totals	4.8	5.5	5.5	\$86,927	\$95,577	\$96,945
Bilingual Teacher Development Prog						
Prog Supvr II	0.4	1	1	2,197-2,651	28,556	29,910
Staff Services Analyst-Gen	0.4	1	1	1,407-2,197	23,394	24,504
Prog Supvr I	0.6	-	-	1,827-2,197	-	-
Jr Staff Analyst-Gen	0.6	-	-	1,407-1,827	-	-
Supvng Prog Techn I	1	1	1	1,260-1,486	16,868	17,588
Prog Techn I	2.1	3	3	1,126-1,309	45,184	45,896
Temporary Help	-	0.1	0.1	-	1,250	1,250
Overtime	-	-	-	-	5,022	5,022
Totals	5.1	6.1	6.1	\$95,478	\$120,274	\$124,170

*The Salary Range and the amounts shown in 1984-85 and 1985-86 for this department do not reflect the 1984-85 fiscal year salary increase adjustment. This adjustment is reflected in the departmental Summary by Object of the Governor's Budget.

7980 STUDENT AID COMMISSION —Continued

ORGANIZATIONAL UNIT	NUMBER OF POSITIONS			EXPENDITURES		
	Filled 1983-84	Authorized 1984-85	Proposed 1985-86	Actual 1983-84	Estimated 1984-85	Proposed 1985-86
Classification						
Guaranteed Loan Program				SALARY RANGE		
Office Asst II-Typing	0.6	1	1	1,048-1,367	12,954	13,374
Office Asst II-Gen	0.4	-	-	1,048-1,309	-	-
Temporary Help	-	-	-	-	250	250
Totals	1	1	1	\$13,068	\$13,204	\$13,624
State Guaranteed Loan Program						
Sr Consultant	0.9	1	1	2,913-3,518	34,956	36,624
Assoc Director	1	1	1	2,913-3,518	40,284	42,216
Mgr Educational Loan Prog	1.9	2	2	2,651-3,200	73,868	75,588
Staff Services Mgr I	1	1	1	2,415-2,913	34,956	34,956
Staff Mgt Auditor	0.2	1	1	2,415-2,913	33,606	34,956
Assoc Mgt Auditor	0.1	1	1	2,197-2,651	26,364	27,636
Supvr-Educational Loan Prog	4.8	5	5	2,197-2,651	151,776	155,780
Special Investigator I	0.4	1	1	1,723-2,319	27,412	27,828
Specialist-Educational Loan Prog	9.8	14	14	1,827-2,197	322,634	336,573
Staff Services Analyst-Gen	1	1	1	1,407-2,197	22,774	23,844
Mgt Services Techn	0.3	1	1	1,177-1,565	14,565	16,017
Office Services Supvr I-Typing	1	1	1	1,214-1,551	16,230	16,926
Office Techn-Typing	0.1	1	1	1,214-1,551	17,100	17,100
Acctg Techn	2	2	2	1,214-1,551	34,200	34,200
Secty	2	2	2	1,236-1,512	34,778	34,896
Office Asst II-Typing	4.3	4	4	1,048-1,367	55,122	56,094
Steno	2	2	2	1,029-1,339	29,913	30,463
Office Asst II-Gen	0.3	-	-	1,048-1,309	-	-
Word Processing Techn	1.8	2	2	1,048-1,309	29,366	30,485
Temporary Help	1.4	0.6	0.6	(19,007)	7,130	7,130
Totals	36.3	43.6	43.6	\$794,192	\$1,007,034	\$1,039,312
Student Financial Aid Information Program						
Info Off I	1	1	1	2,197-2,651	31,812	31,812
Office Techn-Typing	0.8	-	-	1,214-1,551	-	-
Office Asst II-Typing	0.3	1	1	1,048-1,367	13,660	14,128
Temporary Help	-	0.4	0.4	-	4,000	4,000
Totals	2.1	2.4	2.4	\$45,143	\$49,472	\$49,940
Student Opportunity & Access Program						
Temporary Help	-	0.3	0.3	-	3,325	3,325
Totals	-	0.3	0.3	-	\$3,325	\$3,325
Research Program						
Research Mgr III-Gen	0.4	1	1	2,913-3,518	41,089	42,216
Research Prog Spec II-Economics	0.6	-	-	2,651-3,200	-	-
Assoc Mgt Analyst	-	1	1	2,197-2,651	26,364	27,626
Staff Services Analyst-Gen	1	-	-	1,407-2,197	-	-
Office Techn-Typing	1	1	1	1,214-1,551	16,926	17,100
Temporary Help	-	0.1	0.1	-	1,250	1,250
Totals	3	3.1	3.1	\$75,772	\$85,629	\$88,192
Teacher Shortage Loan Assumption						
Supvr-Educational Loan Prog	0.3	1	1	2,197-2,651	26,682	27,972
Sr Acctg Off-Specialist	0.5	1	1	2,197-2,651	31,446	31,812
Totals	0.8	2	2	\$21,765	\$58,128	\$59,784
Administration						
Commissioner Stipend	-	-	-	50/day	12,000	12,000
Exec Director	1	1	1	4,486	53,832	53,832
Dep Director	1	1	1	2,913-3,518	42,216	42,216
Staff Services Mgr II-Supvr	1	1	1	2,651-3,200	36,207	37,956
Staff Services Mgr I	-	1	1	2,415-2,913	33,336	34,956
Staff DP Analyst	1	1	1	2,415-2,913	34,956	34,956
Assoc DP Analyst	1.4	2	2	2,197-2,651	57,242	60,008
Bus Service Off III	0.3	1	1	2,197-2,651	29,322	30,714
Sr Acctg Off-Supvr	1	-	-	2,197-2,651	-	-
Assoc Budget Analyst	-	1	1	2,197-2,651	31,812	31,812
Adm Asst II	0.3	1	1	2,197-2,651	27,972	29,322
Bus Service Off II	0.8	-	-	2,002-2,415	-	-
Adm Asst I	0.7	-	-	1,827-2,303	-	-
Staff Services Analyst-Gen	1.8	2	2	1,407-2,197	48,543	49,578
Accountant I - Specialist	2	2	2	1,401-1,827	39,020	39,720
Office Services Supvr II-Gen	1	1	1	1,358-1,768	19,332	19,332
Personnel Asst II	0.8	-	-	1,481-1,768	-	-
Warehouse Worker	0.7	-	-	1,401-1,666	-	-
Bus Mgt Trainee	0.3	1	1	1,407-1,596	18,680	19,152
Office Techn-Typing	1.4	3	3	1,214-1,551	49,810	50,488
Personnel Asst I	0.6	-	-	1,126-1,551	-	-
Sr Acct Clk	0.7	1	1	1,214-1,551	15,561	16,230
Secty	0.5	1	1	1,236-1,512	14,926	15,508
Sr Word Processing Techn	1	1	1	1,260-1,486	16,056	16,752

7980 STUDENT AID COMMISSION —Continued

1
2
3
4
5
6
7
8
9
10
11
12
13
14
15
16
17
18
19
20
21
22
23
24
25
26
27
28
29
30
31
32
33
34
35
36
37
38
39
40
41
42
43
44
45
46
47
48
49
50
51
52
53
54
55
56
57
58
59
60
61
62
63
64
65
66
67
68
69
70
71
72
73
74
75
76
77
78
79
80
81
82
83
84
85
86
87
88
89
90
91
92
93
94
95
96
97
98

ORGANIZATIONAL UNIT Classification	NUMBER OF POSITIONS			EXPENDITURES		
	Filled 1983-84	Authorized 1984-85	Proposed 1985-86	Actual 1983-84	Estimated 1984-85	Proposed 1985-86
				SALARY RANGE		
Office Asst II-Typing	0.8	1	1	1,048-1,367	14,002	14,524
Acct Clk II	1.3	1	1	1,087-1,367	14,844	15,120
Steno	1.4	-	-	1,029-1,339	-	-
Mailing Mach Opr	1.7	2	2	1,135-1,321	28,464	29,516
Word Processing Techn	1	1	1	1,048-1,309	15,708	15,708
Mailing Mach Trainee	0.2	-	-	1,018-1,177	-	-
Temporary Help	1.2	2.4	2.4	(16,331)	16,036	16,036
Overtime	-	-	-	(149)	16,200	16,200
Totals	26.9	29.4	29.4	\$591,939	\$686,087	\$701,636
TOTALS, AUTHORIZED POSITIONS	161	182.3	182.3	\$3,024,042	\$3,598,071	\$3,686,474
Regular/Ongoing	154.1	171	171	2,915,366	3,414,750	3,503,153
Temporary Help	6.9	11.3	11.3	107,758	127,511	127,511
Overtime	-	-	-	918	55,810	55,810

8100 OFFICE OF CRIMINAL JUSTICE PLANNING *

ORGANIZATIONAL UNIT Classification	NUMBER OF POSITIONS			EXPENDITURES		
	Filed 1983-84	Authorized 1984-85	Proposed 1985-86	Actual 1983-84	Estimated 1984-85	Proposed 1985-86
				SALARY RANGE		
Exec Director	1	1	1	\$4,406	\$52,872	\$52,872
Chief Dep Director	1	1	1	4,077-4,274	50,303	51,288
C.E.A. I	0.2	1	1	2,778-3,690	38,714	40,606
Dep Director	1	2	2	3,069-3,216	75,273	77,184
Assoc Dep Director	0.9	-	-	3,069-3,216	-	-
Staff Services Mgr II-Supvy	1.4	1	1	2,651-3,200	37,808	38,400
Staff Services Mgr II-Managerial	-	1	1	2,651-3,200	34,956	36,624
Sr Mgt Auditor	0.6	-	-	2,651-3,200	-	-
Criminal Justice Specialist III	1.1	-	-	2,651-3,200	-	-
Staff Services Mgr I	3.5	2	2	2,415-2,913	64,289	67,395
Staff Mgt Auditor	0.4	1	1	2,415-2,913	32,447	34,011
Prog Mgr	0.9	-	-	2,415-2,913	-	-
Research Mgr I-Soc-Behavioral	0.9	1	1	2,415-2,913	34,821	34,956
Criminal Justice Specialist II	-	4	4	2,415-2,913	134,226	137,537
Assoc Govtl Prog Analyst	5	7	7	2,197-2,651	195,910	202,812
Assoc Budget Analyst	0.3	1	1	2,197-2,651	31,812	31,812
Assoc Personnel Analyst	0.1	-	-	2,197-2,651	-	-
Sr Acctg Off-Supvr	0.6	-	-	2,197-2,651	-	-
Assoc Mgt Auditor	1.7	1	1	2,197-2,651	31,812	31,812
Assoc Programmer Analyst	1	1.5	1.5	2,197-2,651	42,050	44,052
Research Analyst II-Soc-Behavioral	0.7	-	-	2,197-2,651	-	-
Criminal Justice Specialist I	1.8	8	8	2,197-2,651	226,396	234,248
Bus Services Off II	0.3	1	1	2,002-2,415	25,473	26,682
Staff Services Analyst-Gen	5.6	4	4	1,407-2,197	91,167	95,061
Bus Service Off I	0.8	-	-	1,827-2,197	-	-
Acctg Off	0.9	-	-	1,827-2,197	-	-
Acctg Off-Supvr	0.1	1	1	1,827-2,197	22,009	23,034
Research Analyst I-Soc-Behavioral	0.8	-	-	1,407-2,197	-	-
Asst Criminal Justice Specialist	1.8	5	5	1,827-2,197	117,726	123,360
Accountant I - Supvr	1	1	1	1,401-1,827	19,762	19,978
Programmer I	0.7	-	-	1,407-1,827	-	-
Exec Secty II	1	1	1	1,512-1,809	21,708	21,708
Auditor I	0.3	1	1	1,407-1,673	17,064	17,799
Exec Secty I	0.6	1	1	1,389-1,653	18,687	19,501
Supvng Acct Clk I	0.6	1	1	1,358-1,611	17,283	18,027
Mgt Services Techn	0.5	-	-	1,177-1,565	-	-
Acctg Techn	3.9	4	4	1,214-1,551	65,458	66,736
Personnel Asst I	0.7	0.5	0.5	1,126-1,551	7,737	7,854
Office Techn-Typing	3.6	6	6	1,214-1,551	96,848	99,297
DP Techn	0.1	1	1	1,198-1,523	15,766	16,462
Sr Steno	1	1	1	1,236-1,512	17,448	17,448
Secty	0.8	1	1	1,236-1,512	14,832	15,396
Acct Clk II	0.3	-	-	1,087-1,367	-	-
Office Asst II-Typing	2.5	1	1	1,048-1,367	12,989	13,409
Steno	1.2	1	1	1,029-1,339	13,284	13,752
Office Asst II-Gen	1	1	1	1,048-1,309	14,260	14,568
Temporary Help	2.5	-	-	(29,560)	-	-
Overtime	-	-	-	(11,067)	2,500	2,500
TOTALS, AUTHORIZED POSITIONS	56.7	66	66	\$1,358,852	\$1,695,690	\$1,748,181
<i>Regular/Ongoing Positions</i>	<i>54.2</i>	<i>66</i>	<i>66</i>	<i>1,318,225</i>	<i>1,693,190</i>	<i>1,745,681</i>
<i>Temporary Help</i>	<i>2.5</i>	-	-	<i>29,560</i>	-	-
<i>Overtime</i>	-	-	-	<i>11,067</i>	<i>2,500</i>	<i>2,500</i>

8105 COMMISSION FOR THE REVISION OF THE JUVENILE COURT LAW *

				SALARY RANGE		
Exec Off ¹	0.5	-	-	\$3,181-3,334	-	-
Secty ¹	0.5	-	-	1,166-1,426	-	-
TOTALS, AUTHORIZED POSITIONS	1	-	-	\$28,008	-	-
<i>Regular/Ongoing Positions</i>	<i>1</i>	<i>-</i>	<i>-</i>	<i>28,008</i>	<i>-</i>	<i>-</i>

¹ Limited to January 1, 1984

8120 COMMISSION ON PEACE OFFICER STANDARDS AND TRAINING *

Administration				SALARY RANGE		
C.E.A. III	1	1	1	\$3,357-4,464	\$53,568	\$53,568
Exec Director	1	1	1	4,406	52,872	52,872
C.E.A. I	1	1	1	2,778-3,690	44,280	44,280
Sr Law Enforcement Consultant	2.4	2	2	3,000-3,624	86,976	86,976
Staff Services Mgr I	1	1	1	2,415-2,913	34,956	34,956
Staff Programmer Analyst	1	1	1	2,415-2,913	34,956	34,956
Assoc Personnel Analyst	1	1	1	2,197-2,651	31,812	31,812
Sr Librarian	0.6	1	1	1,959-2,360	27,339	28,320
Staff Services Analyst-Gen	2	2	2	1,407-2,197	49,524	51,252
Acctg Off	1	1	1	1,827-2,197	24,984	26,166
Programmer II	1.1	1	1	1,827-2,197	22,009	23,037

*The Salary Range and the amounts shown in 1984-85 and 1985-86 for this department do not reflect the 1984-85 fiscal year salary increase adjustment. This adjustment is reflected in the departmental Summary by Object of the Governor's Budget.

8120 COMMISSION ON PEACE OFFICER STANDARDS AND TRAINING —Continued

ORGANIZATIONAL UNIT	NUMBER OF POSITIONS			EXPENDITURES			
	Classification	Filled 1983-84	Authorized 1984-85	Proposed 1985-86	Actual 1983-84	Estimated 1984-85	Proposed 1985-86
SALARY RANGE							
Graphic Artist	1	1	1	1,630-1,959	23,508	23,508	
Bus Service Asst	0.9	1	1	1,523-1,827	21,118	21,759	
Accountant I - Supvr	1	1	1	1,401-1,827	16,812	17,544	
Exec Secty II	-	1	1	1,512-1,809	19,032	19,932	
Exec Secty I	1	1	1	1,389-1,653	19,836	19,836	
Acctg Techn	2.9	4	4	1,214-1,551	65,868	66,420	
Personnel Asst I	0.5	0.5	0.5	1,126-1,551	7,854	7,854	
Library Tech Asst I	1	1	1	1,214-1,551	17,100	17,100	
DP Techn	1.4	2	2	1,198-1,523	34,635	35,296	
Sr Word Processing Techn	1	1	1	1,260-1,486	17,832	17,832	
Office Asst II-Typing	2	2	2	1,048-1,367	28,916	29,688	
Steno	1.3	1.5	1.5	1,029-1,339	20,436	20,856	
Key Data Opr	1.6	1	1	976-1,309	15,708	15,708	
Word Processing Techn	2.7	3	3	1,048-1,309	47,124	47,124	
Office Asst II-Gen	2	2	2	1,048-1,309	29,136	29,136	
Temporary Help	1.4	1.4	1.4	(33,040)	23,800	23,800	
Overtime	-	-	-	(993)	6,000	6,000	
Totals	34.8	37.4	37.4	\$828,822	\$877,991	\$887,588	
Standards							
Sr Law Enforcement Consultant	2	2	2	3,000-3,624	86,976	86,976	
Supvng Personnel Consultant	1	1	1	2,913-3,518	42,055	42,216	
Research Specialist II	2	2	-	2,778-3,357	79,459	-	
Law Enforcement Consultant II	7	7	7	2,731-3,296	271,540	274,464	
Personnel Selection Consultant II	0.2	1	1	2,651-3,200	31,812	33,312	
Research Specialist I	1	1	-	2,529-3,052	34,152	-	
Personnel Selection Consultant I	1	1	1	2,415-2,913	34,956	34,956	
Assoc Govtl Prog Analyst	0.9	1	1	2,197-2,651	28,868	30,234	
Test Validation & Develmt Spec II	1	2	2	2,197-2,651	56,370	59,094	
Assoc Programmer Analyst	-	1	1	2,197-2,651	26,364	27,648	
Staff Services Analyst-Gen	1.1	1	1	1,407-2,197	24,504	25,671	
Mgt Services Techn	1	1	1	1,177-1,565	18,445	18,780	
Office Techn-Typing	3.9	4	4	1,214-1,551	68,284	68,400	
Secty	1	1	1	1,236-1,512	17,448	17,448	
Steno	2.4	2.5	1	1,029-1,339	37,387	15,020	
Totals	25.5	28.5	24	\$731,945	\$858,620	\$734,219	
Training							
Sr Law Enforcement Consultant	4	4	4	3,000-3,624	173,952	173,952	
Law Enforcement Consultant II	13.5	14	14	2,731-3,296	550,037	551,760	
Assoc Govtl Prog Analyst	0.8	1	1	2,197-2,651	31,812	31,812	
Mgt Services Techn	0.7	1	1	1,177-1,565	16,740	17,448	
Office Techn-Typing	1.6	2	2	1,214-1,551	34,200	34,200	
Secty	2	2	2	1,236-1,512	34,896	34,896	
Steno	0.9	1	1	1,029-1,339	15,396	15,396	
Totals	23.5	25	25	\$784,102	\$857,033	\$859,464	
TOTALS, AUTHORIZED POSITIONS	83.8	90.9	86.4	\$2,344,869	\$2,593,644	\$2,481,271	
Regular/Ongoing Positions	82.4	89.5	85	2,310,836	2,563,844	2,451,471	
Temporary Help	1.4	1.4	1.4	33,040	23,800	23,800	
Overtime	-	-	-	993	6,000	6,000	

8140 STATE PUBLIC DEFENDER *

ORGANIZATIONAL UNIT	NUMBER OF POSITIONS			EXPENDITURES			
	Classification	Filled 1983-84	Authorized 1984-85	Proposed 1985-86	Actual 1983-84	Estimated 1984-85	Proposed 1985-86
SALARY RANGE							
State Public Defender	0.7	1	1	\$68,000	\$68,000	\$68,000	
Dep Public Defender IV	6	6	6	4,077-4,935	353,143	355,320	
Dep Public Defender III	13.5	13	13	3,602-4,360	686,205	717,734	
C.E.A. II	1	1	1	3,052-4,057	48,684	48,684	
Dep Public Defender II	21.5	25	25	3,128-3,780	1,080,940	1,110,800	
Dep Public Defender I	7.1	8	8	2,845-3,440	301,570	316,235	
Adm Asst II	1	-	-	2,197-2,651	-	-	
Assoc Govtl Prog Analyst	-	1	1	2,197-2,651	28,868	30,234	
Legal Counsel	0.1	1	1	2,051-2,591	24,612	25,800	
Adm Asst I	1	1	1	1,827-2,303	26,364	26,364	
Legal Support Supvr I	1.3	2	2	1,512-1,983	42,995	44,983	
Legal Asst	1	1	1	1,544-1,854	21,843	22,248	
Exec Secty II	1	1	1	1,512-1,809	20,748	21,708	
Sr Legal Steno	4.4	4	4	1,331-1,729	83,042	83,042	
Sr Legal Typist	12.8	14	14	1,331-1,729	270,177	274,566	
Library Tech Asst II	1	1	1	1,358-1,611	19,332	19,332	
Office Techn-Gen	1.4	2	2	1,214-1,551	29,274	30,387	
Legal Typist	0.2	-	-	1,191-1,517	-	-	
Office Asst II-Typing	1.1	1	1	1,048-1,367	15,120	15,120	
Word Processing Techn	1	1	1	1,048-1,309	15,708	15,708	
Office Asst II-Gen	1	1	1	1,048-1,309	14,568	14,568	
Temporary Help	20.1	0.7	0.7	(627,161)	2,844	2,844	
Overtime	-	-	-	(420)	4,240	4,240	
TOTALS, AUTHORIZED POSITIONS	98.2	85.7	85.7	\$3,404,072	\$3,158,277	\$3,247,917	
Regular/Ongoing Positions	78.1	85	85	2,776,491	3,151,193	3,240,833	

*The Salary Range and the amounts shown in 1984-85 and 1985-86 for this department do not reflect the 1984-85 fiscal year salary increase adjustment. This adjustment is reflected in the departmental Summary by Object of the Governor's Budget.

8140 STATE PUBLIC DEFENDER—Continued

ORGANIZATIONAL UNIT Classification	NUMBER OF POSITIONS			EXPENDITURES		
	Filled 1983-84	Authorized 1984-85	Proposed 1985-86	Actual 1983-84	Estimated 1984-85	Proposed 1985-86
<i>Temporary Help</i>	20.1	0.7	0.7	SALARY RANGE 627,161	2,844	2,844
<i>Overtime</i>	-	-	-	420	4,240	4,240

8200 COMMISSION FOR ECONOMIC DEVELOPMENT *

ORGANIZATIONAL UNIT	NUMBER OF POSITIONS			EXPENDITURES		
	Filled 1983-84	Authorized 1984-85	Proposed 1985-86	Actual 1983-84	Estimated 1984-85	Proposed 1985-86
<i>Exec Director</i>	0.9	1	1	SALARY RANGE \$4,819	\$57,828	\$57,828
<i>Dep Director</i>	0.8	1	1	3,151-3,310	37,848	39,720
<i>Adm Asst I-B</i>	-	1	1	2,226-2,684	28,320	29,664
<i>Adm Asst I-A</i>	1.5	2	2	2,167-2,615	52,008	54,456
<i>Staff Serv Analyst-Gen</i>	0.1	-	-	1,407-2,197	-	-
<i>Secy II</i>	0.9	1	1	1,512-1,809	19,620	20,544
<i>Steno</i>	0.7	1	1	1,194-1,401	15,456	16,104
<i>Temporary Help</i>	1.8	2	2	(36,374)	28,526	28,526
TOTALS, AUTHORIZED POSITIONS	6.7	9	9	\$178,168	\$239,606	\$246,842
<i>Regular/Ongoing Positions</i>	4.9	7	7	141,794	211,080	218,316
<i>Temporary Help</i>	1.8	2	2	36,374	28,526	28,526

8220 MOTION PICTURE COUNCIL *

ORGANIZATIONAL UNIT	NUMBER OF POSITIONS			EXPENDITURES		
	Filled 1983-84	Authorized 1984-85	Proposed 1985-86	Actual 1983-84	Estimated 1984-85	Proposed 1985-86
<i>Director</i>	1	1	-	SALARY RANGE \$2,792-2,925	\$16,752	-
<i>Motion Picture Production Analyst</i>	1	1	-	2,197-2,651	13,874	-
<i>Office Tech-Typing</i>	1	1	-	1,214-1,551	8,550	-
<i>Overtime</i>	-	-	-	-	1,324	-
TOTALS, AUTHORIZED POSITIONS	3	3	-	\$74,896	\$40,500 ¹	-
<i>Regular/Ongoing Positions</i>	3	3	-	74,896	39,176	-
<i>Overtime</i>	-	-	-	-	1,324	-

¹ Salaries displayed are for half a fiscal year. Effective January 1, 1985, the Motion Picture Council is within the Department of Commerce for administrative support and budget submittal.

8260 CALIFORNIA ARTS COUNCIL *

ORGANIZATIONAL UNIT	NUMBER OF POSITIONS			EXPENDITURES		
	Filled 1983-84	Authorized 1984-85	Proposed 1985-86	Actual 1983-84	Estimated 1984-85	Proposed 1985-86
Council Members						
Director:				SALARY RANGE		
<i>Council Members (11) per diem</i>	-	-	-	\$100/day	\$9,000	\$9,000
<i>Director</i>	1	1	1	3,708-3,888	46,656	46,656
<i>Special Asst</i>	-	1	1	2,314-2,542	27,768	29,124
<i>Special Asst To Director</i>	1	1	1	2,314-2,542	30,504	30,504
<i>Special Asst To Director</i>	1	1	1	2,314-2,542	30,504	30,504
<i>Staff Asst</i>	-	0.5	0.5	2,011-2,209	12,066	12,648
<i>Exec Secy I</i>	1	1	1	1,389-1,653	19,836	19,836
<i>Office Asst II</i>	-	1	1	1,048-1,367	12,810	13,278
Deputy Director-Programs:						
<i>Dep Director</i>	1	1	1	3,372-3,534	42,408	42,408
<i>Office Techn-Typing</i>	1.1	1	1	1,214-1,551	16,056	16,752
<i>Secy</i>	0.4	-	-	1,236-1,512	-	-
<i>Office Asst II-Typing</i>	0.5	-	-	1,048-1,367	-	-
<i>Steno</i>	0.5	1	1	1,029-1,339	14,706	15,189
Organization:						
<i>Assoc Arts Grants Administrator</i>	1.7	2	2	2,197-2,651	61,062	63,624
<i>Asst Arts Grants Administrator</i>	3.4	4	4	1,827-2,197	97,854	101,838
<i>Office Techn-Typing</i>	0.4	1	1	1,214-1,551	15,561	16,230
Residency:						
<i>Assoc Arts Grants Administrator</i>	1	1	1	2,197-2,651	31,812	31,812
<i>Asst Arts Grants Administrator</i>	3	3	3	1,827-2,197	74,091	77,508
<i>Office Asst II-Typing</i>	0.3	1	1	1,048-1,367	14,568	14,568
Touring:						
<i>Assoc Arts Grants Administrator</i>	1.7	2	2	2,197-2,651	59,226	61,932
<i>Asst Arts Grants Administrator</i>	-	1	1	1,827-2,197	22,009	23,034
State-Local Partnership:						
<i>Assoc Arts Grants Administrator</i>	1.1	1	1	2,197-2,651	26,470	27,748
<i>Asst Arts Grants Administrator</i>	2	2	2	1,827-2,197	50,067	52,332
<i>Office Asst II-Typing</i>	0.4	1	1	1,048-1,367	13,660	14,128
Interagency:						
<i>Staff Services Analyst-Gen</i>	0.9	1	1	1,407-2,197	24,024	25,176
Technical Assistance:						
<i>Asst Arts Grants Administrator</i>	0.3	-	-	1,827-2,197	-	-
Totals	23.7	29.5	29.5	\$607,495	\$752,718	\$775,829
Deputy Director:						
<i>Dep Director</i>	1	1	1	3,372-3,534	42,408	42,408
<i>Staff Services Analyst-Gen</i>	0.4	1	1	1,407-2,197	21,806	21,924
<i>Secy</i>	1	1	1	1,236-1,512	17,448	17,448

*The Salary Range and the amounts shown in 1984-85 and 1985-86 for this department do not reflect the 1984-85 fiscal year salary increase adjustment. This adjustment is reflected in the departmental Summary by Object of the Governor's Budget.

8260 CALIFORNIA ARTS COUNCIL—Continued

ORGANIZATIONAL UNIT Classification	NUMBER OF POSITIONS			EXPENDITURES		
	Filed 1983-84	Authorized 1984-85	Proposed 1985-86	Actual 1983-84	Estimated 1984-85	Proposed 1985-86
				SALARY RANGE		
Office Asst II-Typing	0.6	-	-	1,048-1,367	-	-
Program Evaluation:						
Assoc Arts Grants Administrator	0.3	-	-	2,197-2,651	-	-
Asst Arts Grants Administrator	0.1	1	1	1,827-2,197	21,924	22,944
Information:						
Info Off I	1	1	1	2,197-2,651	31,812	31,812
Asst Info Off	0.2	1	1	1,827-2,197	22,094	23,124
Staff Services Analyst-Gen	0.8	-	-	1,407-2,197	-	-
Editorial Techn	1	1	1	1,407-1,673	20,076	20,076
Director Of Administration:						
Staff Services Mgr I	1	1	1	2,415-2,913	34,956	34,956
Staff Services Analyst-Gen	0.4	-	-	1,407-2,197	-	-
Mgt Services Techn	0.2	-	-	1,177-1,565	-	-
Personnel:						
Staff Services Analyst-Gen	1	1	1	1,407-2,197	23,574	24,696
Personnel Asst II	0.5	0.5	0.5	1,481-1,768	10,608	10,608
Office Manager:						
Staff Services Analyst-Gen	0.8	-	-	1,407-2,197	-	-
Office Techn-Typing	0.2	1	1	1,214-1,551	15,218	15,824
Office Asst II-Typing	0.5	1	1	1,048-1,367	13,774	14,260
Accounting:						
Acctg Off	1	1	1	1,827-2,197	24,216	25,374
Staff Services Analyst-Gen	0.2	-	-	1,407-2,197	-	-
Mgt Services Techn	1.8	3	3	1,177-1,565	51,148	53,134
Acctg Techn	1	1	1	1,214-1,551	17,100	17,100
DP Techn	1	1	1	1,198-1,523	17,604	18,276
Budgets:						
Staff Services Analyst-Gen	1	1	1	1,407-2,197	23,934	25,080
Computers:						
Staff Services Analyst-Gen	2.1	2	2	1,407-2,197	45,653	47,802
Contracts:						
Assoc Govtl Prog Analyst	0.6	-	-	2,197-2,651	-	-
Staff Services Analyst-Gen	0.8	2	2	1,407-2,197	43,606	45,660
Mgt Services Techn	1	-	-	1,177-1,565	-	-
Office Techn-Typing	0.2	-	-	1,214-1,551	-	-
Office Asst II-Typing	0.2	-	-	1,048-1,367	-	-
Totals	21.9	22.5	22.5	\$467,607	\$498,959	\$512,506
Deputy Director-Education:						
Staff Asst	0.3	-	-	2,011-2,209	-	-
Secty	0.3	-	-	1,236-1,512	-	-
Totals	0.6	-	-	18,824	-	-
Temporary Help	5	2	2	69,900	64,000	28,000
TOTALS, AUTHORIZED POSITIONS	51.2	54	54	\$1,163,826	\$1,315,677	\$1,316,335
Regular/Ongoing Positions	46.2	52	52	1,093,926	1,251,677	1,298,335
Temporary Help	5	2	2	69,900	64,000	28,000

8280 NATIVE AMERICAN HERITAGE COMMISSION *

				SALARY RANGE		
Exec Secty	1	1	1	\$3,069-3,216	\$38,592	\$38,592
Prin Asst	-	1	1	2,541	30,492	30,492
Prog Asst	-	1	1	2,314	27,768	27,768
Office Techn-Typing	0.8	1	1	1,214-1,551	17,100	17,100
Temporary Help	0.9	0.5	0.5	(22,715)	8,525	8,525
Overtime	-	-	-	-	542	542
TOTALS, AUTHORIZED POSITIONS	2.7	4.5	4.5	\$70,689	\$123,019	\$123,019
Regular/Ongoing Positions	1.8	4	4	47,974	113,952	113,952
Temporary Help	0.9	0.5	0.5	22,715	8,525	8,525
Overtime	-	-	-	-	542	542

8290 CALIFORNIA PUBLIC BROADCASTING COMMISSION *

				SALARY RANGE		
Exec Secty	0.6	-	-	\$3,128-3,440	-	-
Asst Exec Secty	0.6	-	-	2,651-3,200	-	-
Prog Analyst	0.9	-	-	2,197-2,651	-	-
Staff Services Analyst-Gen	0.1	-	-	1,407-2,197	-	-
Exec Secty I	0.7	-	-	1,389-1,653	-	-
Steno	0.1	-	-	1,029-1,339	-	-
Commission Stipends	-	-	-	(1,800)	-	-
TOTALS, AUTHORIZED POSITIONS	3	-	-	\$99,213	-	-
Regular/Ongoing Positions	3	-	-	99,213	-	-

*The Salary Range and the amounts shown in 1984-85 and 1985-86 for this department do not reflect the 1984-85 fiscal year salary increase adjustment. This adjustment is reflected in the departmental Summary by Object of the Governor's Budget.

8300 AGRICULTURAL LABOR RELATIONS BOARD *

ORGANIZATIONAL UNIT Classification	NUMBER OF POSITIONS			EXPENDITURES		
	Filled 1983-84	Authorized 1984-85	Proposed 1985-86	Actual 1983-84	Estimated 1984-85	Proposed 1985-86
Board						
Office Of The Board:						
Chairperson	-	1	1	\$5,417	\$65,000	\$65,000
Member	5	4	4	63,000	252,000	252,000
Hearing Off I	0.3	-	-	3,690-4,464	-	-
Staff Counsel III	2.1	2	2	3,602-4,360	94,932	97,680
Staff Counsel II	3.5	5	5	3,128-3,780	206,884	214,652
Staff Counsel I	2.6	1	1	2,845-3,440	36,811	38,593
Legal Counsel	0.6	-	-	2,051-2,591	-	-
Exec Secty II	1	1	1	1,512-1,809	21,708	21,708
Exec Secty I	3.3	4	4	1,389-1,653	72,686	75,022
Ofc Tech-Typing	0.2	-	-	1,214-1,551	-	-
Ofc Techn-Cen	1	1	1	1,214-1,551	16,636	17,100
Legal Typist	0.5	-	-	1,191-1,517	-	-
Ofc Asst II-Typing	1	1	1	1,048-1,367	14,568	14,568
Temporary Help	0.1	0.9	0.9	(4,275)	13,820	13,820
Overtime	-	-	-	-	2,675	2,675
Totals	21.2	20.9	20.9	\$800,549	\$797,720	\$812,818
Office Of The Executive Secretary:						
Exec Secty	1	1	1	4,486	53,832	53,832
Hearing Off II	1	1	1	3,869-4,680	56,160	56,160
Hearing Off I	6.9	7	7	3,690-4,464	357,160	360,330
Staff Counsel III	1	1	1	3,602-4,360	52,320	52,320
Staff Counsel II	2.1	2	2	3,128-3,780	86,124	90,364
Staff Counsel I	1.4	1	1	2,845-3,440	36,521	38,291
Staff Services Mgr II-Supvry	1.7	1	1	2,651-3,200	38,400	38,400
Legal Counsel	0.2	-	-	2,051-2,591	-	-
Staff Serv Analyst-Cen	1.2	2	2	1,407-2,197	52,410	53,556
Office Serv Supvr II-Cen	1	1	1	1,358-1,768	19,332	19,332
Sr Legal Typist	1	1	1	1,331-1,729	18,274	18,924
Exec Secty I	1	1	1	1,389-1,653	20,196	20,196
Ofc Tech-Typing	0.7	-	-	1,214-1,551	-	-
Ofc Tech-Gen	1	1	1	1,214-1,551	16,868	17,100
Legal Typist	1	1	1	1,191-1,517	16,740	16,740
Ofc Asst II-Typing	3.3	3	3	1,048-1,367	44,308	44,616
Ofc Asst II-Cen	2.8	3	3	1,048-1,309	43,704	43,704
Temporary Help	0.2	1.2	1.2	(3,236)	18,710	18,710
Temporary Help-Hearing Off	0.7	1	1	(31,848)	8,580	8,580
Overtime	-	-	-	-	6,600	6,600
Totals	29.2	29.2	29.2	\$947,141	\$946,239	\$957,755
Office Of The Solicitor:						
Staff Counsel III	-	1	1	3,602-4,360	50,688	52,320
Staff Counsel II	-	4	4	3,128-3,780	177,677	184,111
Staff Counsel I	-	1	1	2,845-3,440	28,152	29,511
Sr. Legal Typist	-	1	1	1,331-1,729	17,153	17,889
Ofc Tech-Typing	-	1	1	1,214-1,551	16,462	17,100
Legal Typist	-	1	1	1,191-1,517	16,740	16,740
Ofc Asst II-Typing	-	1	1	1,048-1,367	15,120	15,120
Overtime	-	-	-	-	5,635	5,635
Totals	-	10	10	-	\$327,627	\$338,426
Totals, Board	50.4	60.1	60.1	\$1,747,690	\$2,071,586	\$2,108,999
General Counsel						
Office of the General Counsel:						
Cen Counsel	1	1	1	5,667	68,000	68,000
Dep Cen Counsel	1	1	1	4,486	53,832	53,832
Adm Asst I	1	1	1	1,827-2,303	26,364	26,364
Exec Secty I	0.9	1	1	1,389-1,653	17,513	17,852
Temporary Help	-	0.3	0.3	(222)	4,450	4,450
Totals	3.9	4.3	4.3	\$154,772	\$170,159	\$170,498
Court Litigation:						
Staff Counsel III	1	-	-	3,602-4,360	-	-
Staff Counsel II	2.4	-	-	3,128-3,780	-	-
Staff Counsel I	2.6	-	-	2,845-3,440	-	-
Legal Counsel	-	-	-	2,051-2,591	-	-
Sr Legal Typist	0.7	-	-	1,331-1,729	-	-
Ofc Techn-Typing	0.6	-	-	1,214-1,551	-	-
Legal Typist	0.8	-	-	1,191-1,517	-	-
Ofc Asst II-Typing	1	-	-	1,048-1,367	-	-
Totals	9.1	-	-	\$281,798	-	-
ULP Unit:						
Staff Counsel III	1	1	1	3,602-4,360	49,872	52,320
Staff Counsel II	0.9	2	2	3,128-3,780	82,896	84,708
Staff Counsel I	2.3	2	2	2,845-3,440	73,982	77,546
Legal Counsel	0.1	-	-	2,051-2,591	-	-
Legal Secty	1	1	1	1,450-1,729	20,748	20,748
Totals	5.3	6	6	\$189,984	\$227,498	\$235,322

*The Salary Range and the amounts shown in 1984-85 and 1985-86 for this department do not reflect the 1984-85 fiscal year salary increase adjustment. This adjustment is reflected in the departmental Summary by Object of the Governor's Budget.

8300 AGRICULTURAL LABOR RELATIONS BOARD—Continued

1
2
3
4
5
6
7
8
9
10
11
12
13
14
15
16
17
18
19
20
21
22
23
24
25
26
27
28
29
30
31
32
33
34
35
36
37
38
39
40
41
42
43
44
45
46
47
48
49
50
51
52
53
54
55
56
57
58
59
60
61
62
63
64
65
66
67
68
69
70
71
72
73
74
75
76
77
78
79
80
81
82
83
84
85
86
87
88
89
90
91
92
93
94
95
96
97
98

ORGANIZATIONAL UNIT Classification	NUMBER OF POSITIONS			EXPENDITURES		
	Filled 1983-84	Authorized 1984-85	Proposed 1985-86	Actual 1983-84	Estimated 1984-85	Proposed 1985-86
Program Services:						
Chief Of Operations	0.8	-	-	SALARY RANGE 3,357-4,057		
Staff Services Mgr I	1	1	1	2,415-2,913	34,956	34,956
Fld Examiner III	0.5	-	-	2,415-2,913	-	-
Fld Examiner II	1.5	1	1	2,197-2,651	32,172	32,172
Staff Services Analyst-Gen	1	-	-	1,407-2,197	-	-
Ofc Techn-Typing	0.4	-	-	1,214-1,551	-	-
Ofc Asst II-Typing	0.1	-	-	1,048-1,367	-	-
Totals	5.3	2	2	\$164,431	\$67,128	\$67,128
Salinas Regional Office:						
Regional Director II	1	1	1	3,357-4,057	49,044	49,044
Staff Counsel II	3.2	2	2	3,128-3,780	89,834	91,080
Staff Counsel I	1.6	-	-	2,845-3,440	-	-
Fld Examiner III	0.2	-	-	2,415-2,913	-	-
Fld Examiner II	4.4	3	3	2,197-2,651	96,516	96,516
Legal Counsel	1	2	2	2,051-2,591	49,224	51,600
Fld Examiner I	3	4	4	1,407-2,197	92,988	97,245
Ofc Services Supvr I-Typing	0.6	-	-	1,214-1,551	-	-
Ofc Tech-Typing	0.2	1	1	1,214-1,551	16,172	16,868
Legal Typist	2.1	2	2	1,191-1,517	26,296	26,968
Ofc Asst II-Typing	1.1	1	1	1,048-1,367	14,708	14,928
Ofc Asst II-Gen	1	1	1	1,048-1,309	14,928	14,928
Temporary Help	-	0.2	0.2	(36)	2,800	2,800
Overtime	-	-	-	-	2,960	2,960
Totals	19.4	17.2	17.2	\$548,070	\$455,470	\$464,937
Oxnard Regional Office:						
Regional Director I	0.4	1	1	3,052-3,690	41,449	43,436
Staff Counsel II	0.1	-	-	3,128-3,780	-	-
Staff Counsel I	0.4	1	1	2,845-3,440	36,018	37,751
Fld Examiner III	1.2	-	-	2,415-2,913	-	-
Fld Examiner II	3.8	4	4	2,197-2,651	125,496	126,864
Legal Counsel	1.6	1	1	2,051-2,591	29,104	30,497
Graduate Legal Asst	0.1	-	-	1,868-2,051	-	-
Ofc Tech-Typing	1	1	1	1,214-1,551	15,512	16,172
Ofc Asst II-Typing	1.7	1	1	1,048-1,367	14,928	14,928
Ofc Asst I-Typing	-	1	1	976-1,126	12,516	12,906
Temporary Help	0.4	0.2	0.2	(13,309)	2,800	2,800
Overtime	-	-	-	-	2,960	2,960
Totals	10.7	10.2	10.2	\$281,327	\$280,783	\$288,314
Delano Regional Office:						
Regional Director I	1	1	1	3,052-3,690	42,415	44,468
Staff Counsel II	0.1	-	-	3,128-3,780	-	-
Staff Counsel I	1.6	1	1	2,845-3,440	35,658	37,391
Fld Examiner III	1	-	-	2,415-2,913	-	-
Fld Examiner II	3.3	4	4	2,197-2,651	122,640	124,512
Legal Counsel	1.3	3	3	2,051-2,591	88,516	91,253
Fld Examiner I	1.4	3	3	1,407-2,197	70,692	71,412
Sr Legal Steno	0.3	-	-	1,331-1,729	-	-
Ofc Services Supvr I-Typing	0.1	-	-	1,214-1,551	-	-
Legal Typist	1	1	1	1,191-1,517	16,676	17,100
Ofc Asst II-Typing	2.2	3	3	1,048-1,367	44,466	44,940
Temporary Help	0.9	0.2	0.2	(30,359)	2,800	2,800
Overtime	-	-	-	-	2,960	2,960
Totals	14.2	16.2	16.2	\$387,311	\$426,823	\$436,836
El Centro Regional Office:						
Regional Director I	1	1	1	3,052-3,690	42,254	44,296
Staff Counsel I	2	2	2	2,845-3,440	76,489	80,183
Fld Examiner III	1	-	-	2,415-2,913	-	-
Fld Examiner II	1.3	2	2	2,197-2,651	64,344	64,344
Legal Counsel	2.7	3	3	2,051-2,591	84,407	88,420
Fld Examiner I	4.1	5	5	1,407-2,197	124,632	128,934
Graduate Legal Asst	0.7	-	-	1,868-2,051	-	-
Ofc Services Supvr I-Typing	1	1	1	1,214-1,551	16,706	17,402
Legal Typist	1	1	1	1,191-1,517	16,596	17,100
Ofc Asst II-Typing	1.1	1	1	1,048-1,367	14,928	14,928
Temporary Help	0.2	0.2	0.2	(5,167)	2,800	2,800
Overtime	-	-	-	-	2,960	2,960
Totals	16.1	16.2	16.2	\$418,430	\$446,116	\$461,367
Totals, General Counsel	84	72.1	72.1	\$2,426,123	\$2,073,977	\$2,124,402
Administration						
C.E.A. II	0.1	1	1	3,052-4,057	48,684	48,684
C.E.A. I	0.9	-	-	2,778-3,690	-	-
Staff Services Mgr I	2	1	1	2,415-2,913	34,956	34,956
Acctg Off-Supvr	1	1	1	1,827-2,197	23,664	24,792
Staff Services Analyst-Gen	0.2	2	2	1,407-2,197	41,388	43,275
Bus Services Off I	1	1	1	1,827-2,197	26,364	26,364
Accountant I - Specialist	1	1	1	1,401-1,827	19,992	19,992
Bus Services Asst	1.3	1	1	1,523-1,827	21,596	21,924
Pers Asst I	1.1	1	1	1,126-1,551	17,527	18,287
Ofc Techn-Typing	1	1	1	1,214-1,551	17,100	17,100

8300 AGRICULTURAL LABOR RELATIONS BOARD—Continued

ORGANIZATIONAL UNIT Classification	NUMBER OF POSITIONS			EXPENDITURES		
	Filled 1983-84	Authorized 1984-85	Proposed 1985-86	Actual 1983-84	Estimated 1984-85	Proposed 1985-86
				SALARY RANGE		
Secty	0.6	1	1	1,236-1,512	17,448	17,448
Ofc Asst II-Typing	1.2	2	2	1,048-1,367	28,390	29,121
Acct Clk II	2.2	3	3	1,087-1,367	44,764	45,314
Ofc Asst II-Gen	0.6	1	1	1,048-1,309	13,660	14,128
Temporary Help	0.1	-	-	(1,844)	-	-
Overtime	-	-	-	-	1,410	1,410
Totals	14.3	17	17	\$311,679	\$356,943	\$362,795
TOTALS, AUTHORIZED POSITIONS	148.7	149.2	149.2	\$4,485,492	\$4,502,506	\$4,596,196
Regular/Ongoing Positions	146.1	145	145	4,395,196	4,417,586	4,511,276
Temporary Help	2.6	4.2	4.2	90,296	56,760	56,760
Overtime	-	-	-	-	28,160	28,160

8320 PUBLIC EMPLOYMENT RELATIONS BOARD *

Board				SALARY RANGE		
	Filled 1983-84	Authorized 1984-85	Proposed 1985-86	Actual 1983-84	Estimated 1984-85	Proposed 1985-86
Bd Chairperson	-	1	1	\$65,000	\$65,000	\$65,000
Bd Member	5	4	4	63,000	252,000	252,000
Legal Advisor	8.7	10	10	3,372-3,534	419,382	424,080
Exec Secty II	3.5	4	4	1,512-1,809	83,544	85,416
Ofc Services Supvr II-Gen	0.3	-	-	1,358-1,768	-	-
Sr Legal Typist	0.4	1	1	1,331-1,729	18,924	18,924
Exec Secty I	0.5	-	-	1,389-1,653	-	-
Legal Typist	0.2	-	-	1,191-1,517	-	-
Totals	18.6	20	20	\$737,117	\$838,850	\$845,420
General Counsel:						
Gen Counsel	1	1	1	4,833	57,996	57,996
Asst Gen Counsel	1	1	1	4,077-4,274	51,288	51,288
Pub Employment Relations Counsel II	4	6	6	3,128-4,156	240,972	250,319
Pub Employment Relations Counsel I	1.6	-	-	2,845-3,440	-	-
Legal Asst	1	1	1	1,544-1,854	20,670	21,646
Sr Legal Typist	0.2	1	1	1,331-1,729	17,700	18,444
Ofc Techn-Typing	1	1	1	1,214-1,551	17,042	17,100
Legal Typist	0.5	-	-	1,191-1,517	-	-
Totals	10.3	11	11	\$352,212	\$405,668	\$416,793
Division Of Administrative Law:						
Chief Adm Judge	1	1	1	4,057-4,910	58,920	58,920
Adm Law Judge II	1	1	1	3,869-4,680	56,160	56,160
Adm Law Judge I	10.7	12	12	3,690-4,464	603,643	616,072
Pub Employment Relations Counsel II	0.1	-	-	3,128-4,156	-	-
Sr Legal Steno	1	1	1	1,331-1,729	18,924	18,924
Sr Legal Typist	2.5	3	3	1,331-1,729	60,040	61,864
Exec Secty I	1	1	1	1,389-1,653	19,836	19,836
Legal Typist	0.7	1	1	1,191-1,517	17,330	18,078
Totals	18	20	20	\$721,669	\$834,853	\$849,854
Division Of Representation:						
C.E.A. II	1	1	1	3,052-4,057	48,684	48,684
Regional Director	2	2	2	3,052-3,690	86,335	88,388
Public Employment Relations Specialist	-	7	7	2,415-2,913	229,000	232,065
Public Emp Relations Rep III	3	-	-	2,415-2,913	-	-
Public Emp Relations Rep II	1.5	-	-	2,197-2,651	-	-
Ofc Techn-Typing	4	4	4	1,214-1,551	68,400	68,400
Ofc Asst II-Typing	1.6	2	2	1,048-1,367	27,732	27,732
Steno	1	1	1	1,029-1,339	15,396	15,396
Totals	14.1	17	17	\$403,660	\$475,547	\$480,665
Administration & Operations:						
Exec Director	1	1	1	4,486	53,832	53,832
Exec Asst	1	1	1	2,651-3,200	38,400	38,400
Assoc Pers Analyst	0.1	1	1	2,197-2,651	26,470	27,748
Assoc Govtl Prog Analyst	2	2	2	2,197-2,651	59,442	62,282
Assoc Budget Analyst	0.5	1	1	2,197-2,651	26,364	27,636
Acctg Off	0.2	1	1	1,827-2,197	23,124	24,216
Staff Services Analyst-Gen	1.7	1	1	1,407-2,197	24,888	26,067
Ofc Services Supvr III-Gen	1	1	1	1,544-1,854	22,248	22,248
Accountant I - Specialist	0.5	-	-	1,401-1,827	-	-
Programmer I	0.3	1	1	1,407-1,827	18,092	18,896
Sr Legal Typist	1	1	1	1,331-1,729	19,109	19,681
Exec Secty I	1	1	1	1,389-1,653	19,836	19,836
Appeals Asst	0.8	1	1	1,358-1,611	19,332	19,332
Mgt Services Techn	0.3	1	1	1,177-1,565	17,832	17,832
Acctg Techn	0.8	-	-	1,214-1,551	-	-
Pers Asst I	0.9	1	1	1,126-1,551	18,612	18,612
Ofc Techn-Gen	0.3	1	1	1,214-1,551	14,706	15,267
DP Techn	0.7	-	-	1,198-1,523	-	-
Legal Typist	6.3	8	8	1,191-1,517	132,874	133,780
Stock Clk	1	1	1	1,168-1,486	16,404	16,404

*The Salary Range and the amounts shown in 1984-85 and 1985-86 for this department do not reflect the 1984-85 fiscal year salary increase adjustment. This adjustment is reflected in the departmental Summary by Object of the Governor's Budget.

8320 PUBLIC EMPLOYMENT RELATIONS BOARD—Continued

ORGANIZATIONAL UNIT	NUMBER OF POSITIONS			EXPENDITURES			
	Classification	Filled 1983-84	Authorized 1984-85	Proposed 1985-86	Actual 1983-84	Estimated 1984-85	Proposed 1985-86
SALARY RANGE							
Ofc Asst II-Typing	1.8	1	1	1,048-1,367	14,568	14,568	
Mach Opr I-Gen	0.9	1	1	1,135-1,321	13,946	14,444	
Word Processing Techn	0.6	-	-	1,048-1,309	-	-	
Ofc Asst II-Gen	1.3	2	2	1,048-1,309	28,342	28,828	
Temporary Help	2	2	2	(112,210)	22,616	22,616	
Overtime	-	-	-	(8,012)	-	-	
Totals	28	31	31	\$642,537	\$631,037	\$642,525	
TOTALS, AUTHORIZED POSITIONS	89	99	99	\$2,857,195	\$3,185,955	\$3,235,257	
Regular/Ongoing Positions	87	97	97	2,736,973	3,163,339	3,212,641	
Temporary Help	2	2	2	112,210	22,616	22,616	
Overtime	-	-	-	8,012	-	-	

8350 DEPARTMENT OF INDUSTRIAL RELATIONS *

Office Of The Director							
Directors Office:							
SALARY RANGE							
Director	0.6	1	1	\$67,446	\$67,446	\$67,446	
Chief Dep Director	0.9	1	1	4,833	57,996	57,996	
Dep Director	0.5	1	1	4,486	53,832	53,832	
C.E.A. II	0.7	-	-	3,052-4,057	-	-	
Staff Services Mgr II-Supvry	0.8	-	-	2,651-3,200	-	-	
Exec Asst	1.2	1	1	2,792	33,504	33,504	
Exec Secty I	2	2	2	1,389-1,653	36,870	37,608	
Totals	6.7	6	6	\$239,081	\$249,648	\$250,386	
Self Insurance:							
Workers Compensation Mgr	1	1	1	2,778-3,357	40,284	40,284	
Supvng Compensation Consultant	4	4	4	2,303-2,778	133,344	133,344	
Workers Compensation Consultant	11.2	15	15	2,002-2,415	414,505	420,024	
Office Services Supvr I-Typing	1	1	1	1,214-1,551	17,100	17,100	
Office Techn-Typing	0.5	1	1	1,214-1,551	14,890	15,463	
Office Techn-Gen	1	1	1	1,214-1,551	17,100	17,100	
Office Asst II-Typing	4.3	5	5	1,048-1,367	71,869	73,174	
Steno	0.3	1	1	1,029-1,339	12,768	13,236	
Totals	23.3	29	29	\$585,225	\$721,860	\$729,725	
Public Information:							
Info Off II	1	1	1	2,651-3,200	38,400	38,400	
Office Techn-Typing	1	1	1	1,214-1,551	17,100	17,100	
Office Asst II-Typing	0.7	1	1	1,048-1,367	13,660	14,128	
Totals	2.7	3	3	\$61,332	\$69,160	\$69,628	
Legal Office:							
Chief Counsel	1	1	1	3,602-4,360	52,320	52,320	
Staff Counsel III	-	1	1	3,602-4,360	43,224	45,360	
Industrial Relations Counsel III	-	2	2	3,602-4,360	86,448	90,720	
Industrial Relations Counsel II	2.9	7.5	7.5	3,128-3,780	304,992	313,146	
Industrial Relations Counsel I	4.1	7	7	2,845-3,440	248,604	258,666	
Supvng Special Investigator I	-	1	1	2,319-2,799	27,828	29,172	
Legal Counsel	2.5	4.5	4.5	2,051-2,591	117,234	121,392	
Sr Special Investigator	-	5	5	2,113-2,546	126,780	152,760	
Sr Legal Typist	4.4	6	6	1,331-1,729	113,544	114,456	
Sr Legal Steno	1.1	2.5	2.5	1,331-1,729	49,084	50,502	
Office Services Supvr I-Typing	-	2	2	1,214-1,551	29,136	30,240	
Office Techn-Typing	1	-	-	1,214-1,551	-	-	
Legal Typist	1.7	-	-	1,191-1,517	-	-	
Office Asst II-Typing	1.4	1	1	1,048-1,367	15,120	15,120	
Steno	0.6	-	-	1,029-1,339	-	-	
Office Asst I-Typing	-	2	2	976-1,126	24,312	25,092	
Totals	20.7	42.5	42.5	\$580,472	\$1,238,626	\$1,298,946	
OSHA Administration:							
C.E.A. I	1	1	1	2,778-3,690	44,280	44,280	
Research Mgr I-Economics	1	1	1	2,415-2,913	34,956	34,956	
Research Analyst I-Gen	1	1	1	1,407-2,197	24,024	25,176	
Office Techn-Typing	1	1	1	1,214-1,551	17,100	17,100	
Office Asst II-Typing	1	1	1	1,048-1,367	14,568	14,568	
Totals	5	5	5	\$129,635	\$134,928	\$136,080	
Legislative Coordinator:							
Adm Asst I	-	1	1	1,827-2,303	22,094	23,124	
Staff Services Analyst-Gen	0.8	-	-	1,407-2,197	-	-	
Office Asst II-Typing	0.2	-	-	1,048-1,367	-	-	
Steno	0.4	1	1	1,029-1,339	14,517	15,067	
Totals	1.4	2	2	\$26,561	\$36,611	\$38,191	
Subsequent Injury Fund:							
Industrial Relations Counsel I	0.7	1	1	2,845-3,440	34,968	36,666	
Legal Counsel	0.5	1	1	2,051-2,591	29,440	30,854	

*The Salary Range and the amounts shown in 1984-85 and 1985-86 for this department do not reflect the 1984-85 fiscal year salary increase adjustment. This adjustment is reflected in the departmental Summary by Object of the Governor's Budget.

8350 DEPARTMENT OF INDUSTRIAL RELATIONS—Continued.

ORGANIZATIONAL UNIT Classification	NUMBER OF POSITIONS			EXPENDITURES		
	Filled 1983-84	Authorized 1984-85	Proposed 1985-86	Actual 1983-84	Estimated 1984-85	Proposed 1985-86
				SALARY RANGE		
Sr Legal Typist	1	-	-	1,331-1,729	-	-
Office Asst II-Typing	0.7	1	1	1,048-1,367	14,568	14,568
Totals	2.9	3	3	\$67,538	\$78,976	\$82,088
Totals, Office Of The Director	62.7	90.5	90.5	\$1,689,844	\$2,529,809	\$2,605,044
Administration						
Administrative Services:						
C.E.A. II	-	1	1	3,052-4,057	39,813	41,733
Adm Asst I	-	1	1	1,827-2,303	25,419	26,217
Office Techn-Typing	-	1	1	1,214-1,551	16,346	17,042
Totals	-	3	3	-	\$81,578	\$84,992
Budgets-Management Analysis:						
Staff Services Mgr II-Supvry	-	-	-	2,651-3,200	-	-
Staff Services Mgr I	-	1	1	2,415-2,913	31,812	33,336
Assoc Budget Analyst	-	5	5	2,197-2,651	135,572	142,104
Office Techn-Typing	-	1	1	1,214-1,551	15,659	16,346
Totals	-	7	7	-	\$183,043	\$191,786
Accounting:						
Acctg Administrator II	0.8	1	1	2,651-3,200	37,956	38,400
Staff Services Mgr II-Supvry	0.3	-	-	2,651-3,200	-	-
Fiscal Off I	0.2	-	-	2,415-2,913	-	-
Staff Adm Analyst	0.5	-	-	2,415-2,913	-	-
Sr Acctg Off-Supvr	3.9	4	4	2,197-2,651	121,190	123,072
Assoc Budget Analyst	2.6	-	-	2,197-2,651	-	-
Acctg Off	0.6	1	1	1,827-2,197	21,924	22,944
Staff Services Analyst-Gen	2.3	1	1	1,407-2,197	19,122	20,016
Acctg Off-Supvr	1	1	1	1,827-2,197	26,364	26,364
Staff Services Mgt Auditor	1	1	1	1,407-2,197	26,364	26,364
Accountant I - Specialist	4.9	6	6	1,401-1,827	114,918	116,550
Accountant I - Supvr	1.3	2	2	1,401-1,827	37,231	37,963
Mgt Services Techn	1.5	1	1	1,177-1,565	18,780	18,780
Office Techn-Typing	0.9	-	-	1,214-1,551	-	-
Acctg Techn	6.3	6	6	1,214-1,551	97,368	99,402
Sr Acct Clk	0.9	4	4	1,214-1,551	62,797	65,500
Office Asst II-Typing	2.9	3	3	1,048-1,367	43,404	43,824
Acct Clk II	5.1	3	3	1,087-1,367	42,742	43,764
Totals	37	34	34	\$740,511	\$670,160	\$682,943
Personnel-Employee Relations:						
Staff Services Mgr I	1.5	2	2	2,415-2,913	69,237	69,912
Labor Relations Specialist I	1	1	1	2,415-2,913	34,956	34,956
Assoc Personnel Analyst	1.8	3	3	2,197-2,651	83,158	87,166
Staff Services Analyst-Gen	1.7	2	2	1,407-2,197	38,808	39,528
Personnel Asst III	1	1	1	1,611-1,939	22,140	23,160
Personnel Asst II	2	2	2	1,481-1,768	41,580	42,432
Personnel Techn I	1	1	1	1,138-1,565	18,780	18,780
Personnel Asst I	6.3	7	7	1,126-1,551	117,229	120,810
Office Techn-Typing	1.4	2	2	1,214-1,551	32,465	33,098
Office Asst II-Typing	2.1	3	3	1,048-1,367	39,988	40,456
Office Asst I-Typing	0.1	-	-	976-1,126	-	-
Totals	19.9	24	24	\$395,573	\$498,341	\$510,298
Training:						
Staff Services Mgr I	0.3	1	1	2,415-2,913	33,876	34,956
Trng Off I	1.7	2	2	2,197-2,651	58,176	59,448
Office Techn-Typing	0.9	-	-	1,214-1,551	-	-
Office Asst II-Typing	0.9	2	2	1,048-1,367	26,118	26,538
Totals	3.8	5	5	\$87,501	\$118,170	\$120,942
Fiscal Contract:						
Assoc Govtl Prog Analyst	1	1	1	2,197-2,651	29,892	31,324
Mgt Services Techn	0.3	-	-	1,177-1,565	-	-
Office Asst II-Typing	1	1	1	1,048-1,367	15,120	15,120
Totals	2.3	2	2	\$48,336	\$45,012	\$46,444
Business Services:						
Staff Services Mgr II-Supvry	1	-	-	2,651-3,200	-	-
Staff Services Mgr II-Managerial	-	1	1	2,651-3,200	38,400	38,400
Bus Service Off III	1	1	1	2,197-2,651	28,980	30,348
Sr Graphic Artist	1	1	1	1,868-2,251	27,012	27,012
Materials & Stores Supvr II	1	1	1	1,591-2,098	22,944	22,944
Graphic Artist	1	1	1	1,630-1,959	22,780	23,508
Materials & Stores Supvr I	0.9	1	1	1,401-1,827	17,527	18,287
Bus Service Asst	0.7	1	1	1,523-1,827	19,767	20,703
Mgt Services Techn	0.7	1	1	1,177-1,565	18,780	18,780
Office Techn-Typing	3	3	3	1,214-1,551	50,314	51,184
Stock Clk	1.4	2	2	1,168-1,486	30,708	31,248
Office Asst II-Typing	2	2	2	1,048-1,367	29,136	29,136
Office Asst II-Gen	2.8	3	3	1,048-1,309	41,107	42,350
Office Asst I-Gen	0.3	-	-	944-1,087	-	-
Totals	16.8	18	18	\$313,637	\$347,455	\$353,900

8350 DEPARTMENT OF INDUSTRIAL RELATIONS—Continued

ORGANIZATIONAL UNIT	NUMBER OF POSITIONS			EXPENDITURES		
	Classification	Filled 1983-84	Authorized 1984-85	Proposed 1985-86	Actual 1983-84	Estimated 1984-85
Reproduction:				SALARY RANGE		
Sr Mach Opr	0.3	-	-	1,317-1,557	-	-
Mach Opr III-Cen	1	1	1	1,222-1,437	17,244	17,244
Mach Opr II-Cen	1.2	3	3	1,177-1,376	44,712	45,840
Mach Opr I-Finishing	2.7	2	2	1,135-1,321	31,704	31,704
Totals	5.2	6	6	\$82,419	\$93,660	\$94,788
Collections:						
Supvng Special Investigator I	0.7	1	1	2,319-2,799	27,828	29,172
Sr Acctg Off-Supvr	0.1	-	-	2,197-2,651	-	-
Sr Special Investigator	1	1	1	2,113-2,546	30,322	30,552
Special Investigator I	1.7	3	3	1,723-2,319	73,656	77,165
Workers Compensation Asst	0.3	1	1	1,407-2,197	26,724	26,724
Office Techn-Typing	1	1	1	1,214-1,551	16,230	16,926
Office Asst II-Typing	1.4	2.5	2.5	1,048-1,367	36,323	37,098
Totals	6.2	9.5	9.5	\$127,879	\$211,083	\$217,637
Temporary Help	6.8	6.9	6.9	128,615	55,858	55,858
Overtime	-	-	-	12,591	300	300
Totals, Administration	98	115.4	115.4	\$1,937,062	\$2,304,660	\$2,359,888
Division Of Conciliation						
C.E.A. III	1	1	1	3,357-4,464	53,568	53,568
Presiding Conciliator	3	3	3	2,983-3,602	129,672	129,672
Conciliator	15	17	17	2,845-3,440	686,353	690,792
Staff Services Analyst-Cen	1	1	1	1,407-2,197	22,859	23,934
Secto	1	1	1	1,236-1,512	17,448	17,448
Steno	3.6	4.5	4.5	1,029-1,339	67,059	67,686
Totals	24.6	27.5	27.5	\$866,116	\$976,959	\$983,100
Temporary Help	0.1	0.5	0.5	3,100	2,500	2,500
Overtime	-	-	-	-	500	500
Totals, Division Of Conciliation	24.7	28	28	\$869,216	\$979,959	\$986,100
Division Of Industrial Accidents						
Adm Director	1	1	1	63,267	63,267	63,267
Medical Director	0.9	1	1	4,795-5,560	66,720	66,720
Consultant & Medical Examiner	1.3	1	1	4,156-5,429	65,148	65,148
Asst Div Chief	1	1	1	4,174-4,960	59,520	59,520
Presiding Workers Comp Judge	16.4	17	17	3,869-4,680	951,501	954,072
Asst To Adm Director	0.9	1	1	4,680	56,160	56,160
Workers Comp Judge	103.5	117.5	117.5	3,690-4,464	6,077,850	6,148,701
C.E.A. II	1	1	1	3,052-4,057	40,284	42,216
Industrial Relations Counsel I	0.8	1	1	2,845-3,440	41,280	41,280
Workers Compensation Mgr	2	2	2	2,778-3,357	76,213	77,944
Bur Chief	1.9	2	2	2,778-3,357	78,998	80,568
Supvng Hearing Reporter	1	1	1	2,415-2,913	34,956	34,956
Staff Services Mgr I	1	1	1	2,415-2,913	34,956	34,956
Supvng Compensation Consultant	5.7	6	6	2,303-2,778	195,357	199,000
Area Supvr	2.6	3	3	2,303-2,778	97,386	98,865
Hearing Reporter	95.2	104	104	2,197-2,651	3,244,550	3,261,152
Assoc Govtl Prog Analyst	1.2	1.5	1.5	2,197-2,651	44,994	45,630
Adm Asst II	1	1	1	2,197-2,651	28,084	29,436
Assoc Mgt Analyst	1	1	1	2,197-2,651	31,812	31,812
Workers Comp Rehab Consultant	25.4	30	30	2,098-2,529	880,690	891,256
Workers Compensation Consultant	43.9	50.5	50.5	2,002-2,415	1,402,193	1,425,722
Workers Compensation Asst	14.6	13	13	1,407-2,197	270,364	289,378
Supvng Legal Steno I	1	1	1	1,512-1,894	22,728	22,728
Office Services Supvr III-Cen	1	1	1	1,544-1,854	22,248	22,248
Materials & Stores Supvr I	1	1	1	1,401-1,827	19,992	19,992
Sr Legal Typist	37.6	47	47	1,331-1,729	919,478	939,268
Sr Legal Steno	73.1	79	79	1,331-1,729	1,562,455	1,568,792
Exec Secty I	1	1	1	1,389-1,653	19,836	19,836
Mgt Services Techn	5.6	6	6	1,177-1,565	100,948	103,211
Office Services Supvr I-Typing	17.2	20	20	1,214-1,551	326,382	330,998
Office Services Supvr I-Cen	4	4	4	1,214-1,551	63,760	63,760
Office Techn-Typing	4.6	8	8	1,214-1,551	127,416	130,476
Personnel Asst I	1	1	1	1,126-1,551	16,636	17,344
Legal Typist	6.3	5	5	1,191-1,517	83,651	85,877
Legal Steno	1.6	1	1	1,191-1,517	18,204	18,204
Sr Steno	1.9	2	2	1,236-1,512	34,778	34,896
Medical Steno	1	1	1	1,191-1,395	17,100	17,100
Office Asst II-Typing	184.1	202	202	1,048-1,367	2,894,867	2,931,833
Steno	5.2	6	6	1,029-1,339	89,565	90,591
Office Asst II-Cen	16.2	13	13	1,048-1,309	187,924	189,120
Office Asst I-Typing	2.1	18	18	976-1,126	219,000	226,026
Office Asst I-Cen	1	1	1	944-1,087	12,381	12,779
Asst Clk	-	-	-	832-950	-	-
Member	0.1	-	-	100/day	-	-
Totals	689.9	775.5	775.5	\$18,125,670	\$20,606,632	\$20,847,838
Workers Comp Appeals Board:						
Chairman	-	1	1	5,696	70,525	70,525
Member	6.6	6	6	5,696	401,364	401,364
Dep	2	2	2	4,057-4,910	117,840	117,840
Workers Comp Judge	1.3	2	2	3,690-4,464	102,861	105,276

8350 DEPARTMENT OF INDUSTRIAL RELATIONS—Continued

ORGANIZATIONAL UNIT	NUMBER OF POSITIONS			EXPENDITURES			
	Classification	Filled 1983-84	Authorized 1984-85	Proposed 1985-86	Actual 1983-84	Estimated 1984-85	Proposed 1985-86
SALARY RANGE							
Industrial Relations Counsel II	3.7	4	4	3,128-3,780	170,266	175,072	
Industrial Relations Counsel I	5.2	6	6	2,845-3,440	236,328	239,787	
Supvng Legal Steno I	1	1	1	1,512-1,894	21,462	21,708	
Office Services Supvr III-Gen	1	1	1	1,544-1,854	22,248	22,248	
Sr Legal Steno	3	3	3	1,331-1,729	62,244	62,244	
Sr Legal Typist	10.8	12	12	1,331-1,729	247,076	248,064	
Office Services Supvr I-Typing	0.6	1	1	1,214-1,551	16,520	17,100	
Legal Typist	0.9	2	2	1,191-1,517	34,129	35,589	
Office Asst II-Typing	3	3.5	3.5	1,048-1,367	52,552	52,644	
Totals	39.1	44.5	44.5	\$1,351,765	\$1,555,415	\$1,569,461	
Temporary Help	1.3	9.4	9.4	(37,681)	110,700	110,700	
Overtime	-	-	-	(55,982)	5,000	5,000	
Totals, Division Of Industrial Ac- cidents	730.3	829.4	829.4	\$19,571,098	\$22,277,747	\$22,532,999	
Division Of Occup Safety And Health Adm							
Medical Off III	1	1	1	4,571-5,560	66,720	66,720	
Staff Counsel III	1	1	1	3,602-4,360	52,320	52,320	
Dep Chief-Health	1	1	1	4,077-4,274	50,388	50,388	
Div Chief	1	1	1	4,077-4,274	51,288	51,288	
Dep Chief-Safety	0.8	1	1	4,077-4,274	50,388	50,388	
Coordinating Engr	1	1	1	3,279-3,963	47,556	47,556	
Staff Toxicologist	-	1	1	3,200-3,869	38,400	40,284	
Industrial Relations Counsel II	1.9	5	5	3,128-3,780	201,904	208,764	
Prin Safety Engr - Staff Services	0.4	-	-	3,128-3,780	-	-	
Prin Safety Engr-Mineral Industries	0.6	-	-	3,128-3,780	-	-	
Regional Mgr	4.6	5	5	3,128-3,780	216,552	220,436	
Supvng Industrial Hygienist	2	2	2	3,128-3,780	90,720	90,720	
Industrial Relations Counsel I	1.4	3	3	2,845-3,440	102,420	107,388	
Sr Safety Engr - Industrial	3	3	3	2,717-3,279	118,044	118,044	
Sr Safety Engr - Constrn	1	1	1	2,717-3,279	39,348	39,348	
Sr Safety Engr - Pressure Vessels	3.4	-	-	2,717-3,279	-	-	
Sr Safety Engr - Mining & Tunneling	1.6	-	-	2,717-3,279	-	-	
Dist Mgr	17.3	19	19	2,717-3,279	731,587	736,441	
Sr Safety Engr - Elevators	1.8	-	-	2,717-3,279	-	-	
Sr Safety Engr - Elec	1.1	1	1	2,717-3,279	39,348	39,348	
Sr Industrial Hygienist	10.4	14	14	2,717-3,279	530,558	537,436	
Epidemiologist	0.1	1	1	2,651-3,200	31,812	33,336	
Research Prog Spec II-Toxicology	1	2	2	2,651-3,200	70,212	71,736	
Nursing Consultant III	1.6	2	2	2,591-3,128	75,072	75,072	
Sr Health Physicist	1.4	2	2	2,591-3,128	68,628	70,140	
Nursing Consultant II	1	1	1	2,360-2,845	34,140	34,140	
Assoc Safety Engr	97.2	102	102	2,360-2,845	3,350,576	3,403,477	
Assoc Safety Engr-Electrical	0.1	-	-	2,360-2,845	-	-	
Assoc Safety Engr-M-M Industry	7.8	-	-	2,360-2,845	-	-	
Assoc Safety Engr-Elevators	15.6	-	-	2,360-2,845	-	-	
Assoc Safety Engr-Pressure Vessels	19.8	-	-	2,360-2,845	-	-	
Assoc Industrial Hygienist	51.4	78	78	2,360-2,845	2,438,136	2,496,712	
Supvng Special Investigator I	0.6	1	1	2,319-2,799	32,938	33,588	
Assoc Health Physicist	2.6	3	3	2,251-2,717	88,548	91,659	
Health Educ Consultant II	-	1	1	2,197-2,651	26,364	27,636	
Research Analyst II-Economics	0.4	-	-	2,197-2,651	-	-	
Adm Asst II	1	1	1	2,197-2,651	31,812	31,812	
Assoc Govtl Prog Analyst	0.6	1	1	2,197-2,651	31,812	31,812	
Sr Special Investigator	2	2	2	2,113-2,546	61,104	61,104	
Asst Safety Engr	14.4	27	27	1,959-2,360	662,174	690,099	
Asst Industrial Hygienist	4.8	10	10	1,959-2,360	239,892	249,828	
Special Investigator I	1.7	3	3	1,723-2,319	82,172	83,668	
Asst Info Off	1	1	1	1,827-2,197	26,364	26,364	
Staff Services Analyst-Gen	2.2	3	3	1,407-2,197	67,182	69,048	
Graduate Legal Asst	1.2	3	3	1,868-2,051	69,164	71,996	
Instrument Techn I	-	1	1	1,630-1,959	19,560	20,472	
Safety Engrng Techn	2.8	2	2	1,135-1,959	44,001	45,984	
Legal Asst	1	1	1	1,544-1,854	22,248	22,248	
Jr Staff Analyst-Gen	1	1	1	1,407-1,827	21,924	21,924	
Office Services Supvr II-Gen	2	1	1	1,358-1,768	19,332	19,332	
Sr Legal Typist	1.6	4	4	1,331-1,729	74,720	76,328	
Sr Legal Steno	-	1	1	1,331-1,729	15,972	16,668	
Exec Secty I	0.4	1	1	1,389-1,653	18,549	19,367	
Mgt Services Techn	1	1	1	1,177-1,565	18,780	18,780	
Office Services Supvr I-Typing	2.8	5	5	1,214-1,551	85,500	85,500	
Office Techn-Typing	1.5	2	2	1,214-1,551	33,040	33,736	
Editorial Aid	1	1	1	1,288-1,523	17,649	18,165	
Legal Typist	1.7	1	1	1,191-1,517	18,204	18,204	
Legal Steno	-	1	1	1,191-1,517	14,292	14,832	
Sr Steno	5.3	5.5	5.5	1,236-1,512	96,206	96,324	
Secty	2.6	3	3	1,236-1,512	51,076	51,754	
Stock Clk	1	1	1	1,168-1,486	16,404	16,404	
Office Asst II-Typing	52	43.5	43.5	1,048-1,367	627,999	632,525	
Steno	8.8	8.5	8.5	1,029-1,339	125,550	126,390	
Lab Asst	1.9	2	2	1,055-1,321	31,704	31,704	
Word Processing Techn	2	1	1	1,048-1,309	15,708	15,708	
Office Asst I-Gen	1.4	2	2	1,048-1,309	29,136	29,136	
Office Asst I-Typing	-	3	3	976-1,126	36,276	37,440	
Totals	377.6	396.5	396.5	\$10,780,347	\$11,369,373	\$11,579,021	

8350 DEPARTMENT OF INDUSTRIAL RELATIONS—Continued

1
2
3
4
5
6
7
8
9
10
11
12
13
14
15
16
17
18
19
20
21
22
23
24
25
26
27
28
29
30
31
32
33
34
35
36
37
38
39
40
41
42
43
44
45
46
47
48
49
50
51
52
53
54
55
56
57
58
59
60
61
62
63
64
65
66
67
68
69
70
71
72
73
74
75
76
77
78
79
80
81
82
83
84
85
86
87
88
89
90
91
92
93
94
95
96
97
98

ORGANIZATIONAL UNIT Classification	NUMBER OF POSITIONS			EXPENDITURES		
	Filled 1983-84	Authorized 1984-85	Proposed 1985-86	Actual 1983-84	Estimated 1984-85	Proposed 1985-86
Pressure Vessels:						
Asst Div Chief	1	1	1	3,440-4,156	49,872	49,872
Prin Safety Engr - Pressure Vessels	1	1	1	3,128-3,780	42,414	44,470
Prin Safety Engr - Elevators	1	-	-	3,128-3,780	-	-
Sr Safety Engr - Elevators	2.4	-	-	2,717-3,279	-	-
Sr Safety Engr - Pressure Vessels	0.4	7	7	2,717-3,279	245,772	253,849
Assoc Safety Engr-Pressure Vessels	4.8	37	37	2,360-2,845	1,159,888	1,189,136
Assoc Safety Engr-M-M Industry	0.4	-	-	2,360-2,845	-	-
Asst Safety Engr	-	5	5	1,959-2,360	121,589	126,768
Office Services Supvr II-Gen	0.8	2	2	1,358-1,768	38,664	38,664
Office Asst II-Typing	9.2	12	12	1,048-1,367	170,490	172,308
Steno	0.7	2	2	1,029-1,339	30,792	30,792
Office Asst II-Gen	1	1	1	1,048-1,309	14,216	14,568
Totals	22.7	68	68	\$570,861	\$1,873,697	\$1,920,427
Elevators:						
Prin Safety Engr - Elevators	-	1	1	3,128-3,780	45,360	45,360
Sr Safety Engr - Elevators	1	6	6	2,717-3,279	221,090	225,672
Assoc Safety Engr-Elevators	6	27	27	2,360-2,845	879,166	895,123
Asst Safety Engr	2.3	5	5	1,959-2,360	131,162	134,481
Office Services Supvr I-Typing	-	1	1	1,214-1,551	17,100	17,100
Sr Steno	-	1	1	1,236-1,512	14,832	15,396
Office Asst II-Typing	3.9	11	11	1,048-1,367	156,375	158,262
Totals	13.2	52	52	\$345,044	\$1,465,085	\$1,491,394
Mining And Tunneling:						
Prin Safety Engr-Mineral Industries	-	1	1	3,128-3,780	42,414	44,470
Sr Safety Engr - Mining & Tunneling	0.4	3	3	2,717-3,279	108,038	111,326
Assoc Safety Engr-M-M Industry	0.3	12	12	2,360-2,845	371,579	381,148
Asst Safety Engr	0.4	3	3	1,959-2,360	75,336	77,544
Secty	0.4	1	1	1,236-1,512	14,832	15,396
Office Asst II-Typing	-	2	2	1,048-1,367	29,136	29,136
Totals	1.5	22	22	\$39,244	\$641,335	\$659,020
Temporary Help	25.8	3.8	3.8	645,842	31,000	31,000
Totals, Division Of Occup Safety And Health Adm	440.8	542.3	542.3	\$12,381,338	\$15,380,490	\$15,680,862
Division Of Labor Standards Enforcement						
Div Chief	1	1	1	4,833	57,996	57,996
Staff Counsel III	1	1	1	3,602-4,360	52,320	52,320
C.E.A. II	1	1	1	3,052-4,057	48,684	48,684
Industrial Relations Counsel II	2	3	3	3,128-3,780	128,256	130,068
Asst Div Chief	0.7	1	1	3,052-3,690	36,624	38,400
Industrial Relations Counsel I	6.8	8	8	2,845-3,440	314,162	319,382
Staff Counsel I	-	1	1	2,845-3,440	34,140	35,796
Dep Labor Commissioner IV	5.9	6	6	2,778-3,357	241,704	241,704
Special Asst To Chief	0.8	1	1	3,069-3,216	36,828	38,592
Dep Labor Commissioner III	26.1	30	30	2,529-3,052	1,080,234	1,087,641
Dep Labor Commissioner II	30.8	34.8	34.8	2,415-2,913	1,174,050	1,187,793
Dep Labor Commissioner I	99.5	112	112	2,197-2,651	3,452,780	3,494,256
Adm Asst II	1	1	1	2,197-2,651	31,812	31,812
Sr Special Investigator	10	11	11	2,113-2,546	325,565	328,128
Adm Asst I	1	1	1	1,827-2,303	25,572	26,364
Industrial Relations Rep	27.2	29	29	1,407-2,197	673,350	698,235
Staff Services Analyst-Gen	0.1	2	2	1,407-2,197	41,868	43,770
Office Services Supvr II-Gen	3	3	3	1,358-1,768	57,996	57,996
Sr Legal Steno	5.4	8	8	1,331-1,729	150,940	153,958
Sr Legal Typist	6.2	6.8	6.8	1,331-1,729	133,238	134,277
Exec Secty I	1	1	1	1,389-1,653	19,769	19,836
Payroll Auditor	6.1	6	6	1,358-1,611	112,029	114,084
Mgt Services Techn	12.1	14	14	1,177-1,565	256,251	260,260
Sr Acct Clk	1	1	1	1,214-1,551	16,868	17,100
Office Services Supvr I-Typing	4.3	5	5	1,214-1,551	85,500	85,500
Office Techn-Typing	6.8	10	10	1,214-1,551	163,136	165,158
Office Services Supvr I-Gen	2	2	2	1,214-1,551	34,560	34,560
Legal Steno	0.4	1	1	1,191-1,517	14,562	15,114
Legal Typist	1.2	1	1	1,191-1,517	17,153	17,889
Sr Steno	12.3	13	13	1,236-1,512	227,544	227,544
Secty	4.5	7	7	1,236-1,512	110,262	113,810
Office Asst II-Typing	53.1	66.8	66.8	1,048-1,367	959,984	969,041
Steno	36.7	43	43	1,029-1,339	639,308	644,358
Office Asst I-Typing	-	5	5	976-1,126	60,780	62,730
Temporary Help	9.9	4.1	4.1	(334,705)	36,500	36,500
Overtime	-	-	-	(20)	3,500	3,500
Totals	385.9	441.5	441.5	\$9,562,147	\$10,855,825	\$10,994,156
Industrial Welfare Commission						
Industrial Welfare Commissioner	0.1	-	-	100/day	6,705	6,705
Exec Off	1	1	1	3,372-3,534	42,408	42,408
Staff Services Analyst-Gen	1.9	2	2	1,407-2,197	44,532	46,369
Office Asst II-Typing	0.6	1	1	1,048-1,367	15,120	15,120
Steno	1	1	1	1,029-1,339	15,396	15,396
Temporary Help	-	-	-	(136)	-	-
Totals	4.6	5	5	\$111,465	\$124,161	\$125,998

8350 DEPARTMENT OF INDUSTRIAL RELATIONS—Continued

ORGANIZATIONAL UNIT Classification	NUMBER OF POSITIONS			EXPENDITURES		
	Filled 1983-84	Authorized 1984-85	Proposed 1985-86	Actual 1983-84	Estimated 1984-85	Proposed 1985-86
Cal-OSHA Consultation Services				SALARY RANGE		
C.E.A. III	1	1	1	3,357-4,464	53,568	53,568
Asst Chief-Cal-OSHA Consultation	2.6	2	2	3,440-4,156	99,744	99,744
Prin Safety Engr - Industrial	1	1	1	3,128-3,780	45,360	45,360
Area Mgr	6	6	6	2,717-3,279	235,333	236,088
Sr Safety Engr - Constrn	1	1	1	2,717-3,279	39,348	39,348
Sr Industrial Hygienist	5	5	5	2,717-3,279	196,740	196,740
Assoc Safety Engr	13.8	14	14	2,360-2,845	469,131	473,626
Assoc Industrial Hygienist	7.8	10	10	2,360-2,845	318,584	324,805
Adm Asst II	1	1	1	2,197-2,651	31,812	31,812
Asst Safety Engr	0.2	5	5	1,959-2,360	117,816	123,357
Asst Industrial Hygienist	0.2	3	3	1,959-2,360	70,708	74,034
Exec Secty I	1	1	1	1,389-1,653	19,836	19,836
Office Services Supvr I-Gen	2	2	2	1,214-1,551	34,026	34,200
Office Services Supvr I-Typing	4	4	4	1,214-1,551	68,400	68,400
Office Techn-Gen	1	1	1	1,214-1,551	17,100	17,100
Sr Steno	1	1	1	1,236-1,512	17,448	17,448
Secty	1	-	-	1,236-1,512	-	-
Office Asst II-Typing	5.2	7	7	1,048-1,367	100,338	101,298
Steno	0.8	2	2	1,029-1,339	29,778	30,322
Temporary Help	0.4	0.3	0.3	(20,310)	3,000	3,000
Totals	56	67.3	67.3	\$1,688,910	\$1,968,070	\$1,990,086
Division Of Apprenticeship Standard						
Member	0.4	-	-	\$50/day	3,360	3,360
Div Chief	-	1	1	4,637	48,924	51,288
Asst Div Chief	1	2	2	3,052-3,690	80,904	82,680
C.E.A. I	1	1	1	2,778-3,690	44,280	44,280
Area Administrator	3	3	3	2,778-3,357	120,852	120,852
Intergroup Relations Coordinator	1	1	1	2,651-3,200	38,400	38,400
Staff Services Mgr II-Supvry	1	-	-	2,651-3,200	-	-
Staff Services Mgr II-Managerial.....	-	1	1	2,651-3,200	38,400	38,400
Sr Apprenticeship Consultant	10.2	10	10	2,529-3,052	358,775	361,959
Apprenticeship Consultant	40.4	42	42	2,197-2,651	1,294,868	1,312,560
Sr Special Investigator	0.1	-	-	2,113-2,546	-	-
Adm Asst I	0.4	1	1	1,827-2,303	21,924	22,944
Industrial Relations Rep	1.8	2	2	1,407-2,197	42,915	44,358
Exec Secty I	1	1	1	1,389-1,653	19,836	19,836
Office Services Supvr II-Gen.....	-	1	1	1,358-1,611	17,962	18,612
Office Techn-Typing	1	1	1	1,214-1,551	17,100	17,100
Office Services Supvr I-Typing	3.6	4	4	1,214-1,551	64,057	65,434
Secty	3	3	3	1,236-1,512	52,344	52,344
Sr Steno	2.4	3	3	1,236-1,512	49,728	50,292
Office Asst II-Typing	12.4	14	14	1,048-1,367	202,002	203,021
Steno.....	15.6	15.5	15.5	1,029-1,339	234,972	235,602
Special Consultant	0.4	-	-	0	-	-
Temporary Help	8.1	1	1	(254,556)	10,000	10,000
Overtime	-	-	-	-	1,300	1,300
Totals	107.8	107.5	107.5	\$2,746,805	\$2,762,903	\$2,794,622
Division Of Labor Statistics & Research						
Div Chief	0.3	1	1	4,077-4,274	49,712	51,288
C.E.A. I	0.8	1	1	2,778-3,690	33,336	34,956
Research Mgr II-Economics	2	2	2	2,651-3,200	76,800	76,800
Research Mgr I-Economics	2	2	2	2,415-2,913	69,912	69,912
Research Analyst II-Economics	7.3	7	7	2,197-2,651	214,716	217,378
Research Analyst II-Gen	1	2	2	2,197-2,651	57,754	60,540
Research Analyst I-Economics	6.7	10	10	1,407-2,197	219,051	226,527
Staff Services Analyst-Gen	1	2	2	1,407-2,197	41,868	43,770
Employment Prog Rep	0.2	1	1	1,407-2,002	24,004	24,004
Office Services Supvr II-Gen	0.8	1	1	1,358-1,768	18,092	18,852
Graduate Student Asst	0.1	-	-	1,156-1,750	-	-
Exec Secty I	1	1	1	1,389-1,653	19,836	19,836
Mgt Services Techn	0.4	2	2	1,177-1,565	37,560	37,560
Office Services Supvr I-Typing	1	1	1	1,214-1,551	17,100	17,100
Office Services Supvr I-Gen	1.7	2	2	1,214-1,551	31,668	32,220
Statistical Clk	1.4	2	2	1,214-1,425	32,465	33,098
Composing Techn I	1	1	1	1,214-1,425	17,100	17,100
Office Asst II-Typing	12.9	15	15	1,048-1,367	212,601	215,922
Acct Clk II	0.4	-	-	1,087-1,367	-	-
Steno.....	1	1	1	1,029-1,339	15,396	15,396
Word Processing Techn	1	1	1	1,048-1,309	15,610	15,708
Composing Techn Trainee	0.5	1	1	1,126-1,309	13,584	14,040
Office Asst II-Gen	10	10	10	1,048-1,309	141,809	144,094
Office Asst I-Typing	0.4	2	2	976-1,126	24,472	25,257
Office Asst I-Gen	1.7	5.5	5.5	944-1,087	65,425	67,498
Temporary Help	0.3	4	4	(4,352)	32,910	32,910
Overtime	-	-	-	(967)	1,300	1,300
Data Processing:						
DP Mgr II	1	1	1	2,651-3,200	37,364	38,400
DP Mgr I	0.6	1	1	2,415-2,913	28,980	30,348
Assoc Programmer Analyst	2.8	5	5	2,197-2,651	155,892	157,254
Assoc DP Analyst	3	3	3	2,197-2,651	89,988	91,260

8350 DEPARTMENT OF INDUSTRIAL RELATIONS—Continued

ORGANIZATIONAL UNIT	NUMBER OF POSITIONS			EXPENDITURES			
	Classification	Filled 1983-84	Authorized 1984-85	Proposed 1985-86	Actual 1983-84	Estimated 1984-85	Proposed 1985-86
					SALARY RANGE		
Research Analyst I-Economics	0.6	1	1	1,407-2,197	19,617	20,545	
Programmer II	2.3	3	3	1,827-2,197	69,734	73,017	
DP Techn Supvr I	1	1	1	1,745-2,098	24,024	25,176	
Computer Operations Supvr I	1	1	1	1,745-2,098	25,176	25,176	
Programmer I	1.2	1	1	1,407-1,827	18,157	18,967	
Sr DP Techn	2	2	2	1,462-1,745	41,880	41,880	
Sr Computer Opr	1.8	2	2	1,462-1,745	39,759	41,643	
Key Data Supvr II	1	1	1	1,358-1,611	19,332	19,332	
Office Techn-Typing	1	1	1	1,214-1,551	17,100	17,100	
DP Techn	1	1	1	1,198-1,523	17,604	18,276	
Computer Opr	0.7	2	2	1,198-1,523	34,290	35,598	
Key Data Supvr I	1.3	2	2	1,260-1,486	34,758	35,481	
Key Data Opr	11.5	14	14	976-1,309	216,360	216,750	
Temporary Help	0.2	0.4	0.4	(6,465)	1,500	1,500	
Overtime	-	-	-	(6,188)	2,000	2,000	
Totals	90.9	119.9	119.9	\$1,832,401	\$2,377,596	\$2,422,769	
OSHA Appeals Board							
Chairman	1	1	1	54,156	57,000	57,000	
Member	0.7	2	2	4,972	110,000	110,000	
Hearing Off II	0.4	-	-	3,869-4,680	-	-	
Hearing Off I	9	9	9	3,690-4,464	478,400	481,280	
Exec Off	0.7	1	1	4,077-4,274	51,288	51,288	
Legal Counsel	0.1	1	1	2,051-2,591	24,810	26,002	
Adm Asst I	1	1	1	1,827-2,303	25,770	26,364	
Legal Asst	1	1	1	1,544-1,854	22,248	22,248	
Sr Legal Steno	1	1	1	1,331-1,729	17,095	17,834	
Sr Legal Typist	4.8	6	6	1,331-1,729	112,626	114,102	
Office Techn-Typing	0.1	1	1	1,214-1,551	15,169	15,766	
Legal Typist	0.4	-	-	1,191-1,517	-	-	
Office Asst II-Typing	0.4	0.5	0.5	1,048-1,367	6,868	7,108	
Word Processing Techn	0.6	-	-	1,048-1,309	-	-	
Temporary Help	-	0.2	0.2	-	2,000	2,000	
Overtime	-	-	-	-	-	-	
Totals	21.2	24.7	24.7	\$775,287	\$923,274	\$930,992	
OSHA Standards Board							
Member	0.3	-	-	100/day	33,600	33,600	
Exec Off	1	1	1	4,077-4,274	51,288	51,288	
Industrial Relations Counsel II	0.7	1	1	3,128-3,780	42,090	44,114	
Prin Safety Engr - Constrn	1	1	1	3,128-3,780	45,360	45,360	
Sr Safety Engr - Industrial	1.7	2	2	2,717-3,279	78,696	78,696	
Sr Industrial Hygienist	1	1	1	2,717-3,279	39,348	39,348	
Sr Safety Engr - Constrn	1	1	1	2,717-3,279	39,348	39,348	
Assoc Safety Engr-Industrial	1.5	2	2	2,360-2,845	57,424	60,161	
Adm Asst II	0.7	-	-	2,197-2,651	-	-	
Assoc Govtl Prog Analyst	1.2	2	2	2,197-2,651	58,244	60,680	
Asst Safety Engr	1.4	3	3	1,959-2,360	77,662	81,234	
Exec Secty I	0.9	1	1	1,389-1,653	18,963	19,769	
Legal Typist	0.1	1	1	1,191-1,517	14,607	15,161	
Sr Steno	0.1	-	-	1,236-1,512	-	-	
Sr Word Processing Techn	1	1	1	1,260-1,486	17,832	17,832	
Office Asst II-Typing	0.6	2	2	1,048-1,367	27,160	28,096	
Steno	1.5	1	1	1,029-1,339	12,738	13,158	
Word Processing Techn	0.3	1	1	1,048-1,309	15,708	15,708	
Temporary Help	-	0.6	0.6	-	5,000	5,000	
Overtime	-	-	-	-	500	500	
Totals	16	21.6	21.6	\$474,053	\$635,568	\$649,053	
TOTALS, AUTHORIZED POSITIONS	2,038.9	2,393.1	2,393.1	\$53,639,626	\$63,120,062	\$64,072,569	
Regular/Ongoing Positions	1,986	2,361.9	2,361.9	52,128,116	62,814,694	63,767,201	
Temporary Help	52.9	31.2	31.2	1,435,762	290,968	290,968	
Overtime	-	-	-	75,748	14,400	14,400	

8380 DEPARTMENT OF PERSONNEL ADMINISTRATION *

Administration				SALARY RANGE		
Executive:						
Director	1	1	1	\$57,829	\$57,829	\$57,829
Dep Director	1	1	1	4,486	53,832	53,832
Dep Director	0.6	1	1	4,077-4,274	48,924	51,288
Exec Secty	1	1	1	1,464-1,613	18,846	19,302
Legislation:						
Asst To Director	0.9	1	1	3,372-3,534	41,274	42,408
Staff Services Mgr I	0.8	1	1	2,415-2,913	34,956	34,956
Assoc Personnel Analyst	1	1	1	2,197-2,651	31,812	31,812
Office Techn-Typing	0.9	1	1	1,214-1,551	14,798	15,365
Steno	0.1	-	-	1,029-1,339	-	-

*The Salary Range and the amounts shown in 1984-85 and 1985-86 for this department do not reflect the 1984-85 fiscal year salary increase adjustment. This adjustment is reflected in the departmental Summary by Object of the Governor's Budget.

8380 DEPARTMENT OF PERSONNEL ADMINISTRATION—Continued

ORGANIZATIONAL UNIT	NUMBER OF POSITIONS			EXPENDITURES		
	Filled 1983-84	Authorized 1984-85	Proposed 1985-86	Actual 1983-84	Estimated 1984-85	Proposed 1985-86
Office Of Administration:				SALARY RANGE		
C.E.A. I	0.1	1	1	2,778-3,690	40,445	42,388
Staff Services Mgr II-Supvy	1.3	1	1	2,651-3,200	38,400	38,400
Assoc Budget Analyst	0.5	1	1	2,197-2,651	31,812	31,812
Sr Acctg Off-Supvr	0.5	-	-	2,197-2,651	-	-
Sr Acctg Off-Specialist	0.5	1	1	2,197-2,651	27,000	28,308
Assoc Personnel Analyst	0.3	1	1	2,197-2,651	26,788	28,084
Acctg Off	0.5	-	-	1,827-2,197	-	-
Staff Services Analyst-Gen	0.7	-	-	1,407-2,197	-	-
Bus Service Asst	0.3	1	1	1,523-1,827	18,896	19,764
Accountant I-Supvr	0.4	1	1	1,401-1,827	17,178	17,910
Mgt Services Techn	0.7	-	-	1,177-1,565	-	-
Personnel Asst I	0.3	1	1	1,126-1,551	18,612	18,612
Office Services Supvr I-Gen	0.8	-	-	1,214-1,551	-	-
Acctg Techn	0.5	-	-	1,214-1,554	-	-
Sr Acct Clk	0.5	1	1	1,214-1,551	16,056	16,752
Office Techn-Typing	-	2	2	1,214-1,425	33,098	34,200
Sr Word Processing Techn	1	1	1	1,260-1,486	17,832	17,832
Acct Clk II	0.5	1	1	1,087-1,367	15,120	15,120
Office Asst II-Gen	0.9	1	1	1,048-1,309	13,622	14,084
Word Processing Techn	1.4	2	2	1,048-1,309	29,482	29,968
Office Asst II-Typing	0.8	-	-	1,048-1,367	-	-
Temporary Help	0.3	0.2	0.2	(4,214)	7,929	7,929
Exempt Program:						
Assoc Personnel Analyst	-	1	1	2,197-2,651	31,812	31,812
Personnel Asst I	-	1	1	1,611-1,939	23,268	23,268
Totals, Administration	20.1	26.2	26.2	\$520,119	\$709,621	\$723,035
Personnel Management						
Programs And Policy Division:						
C.E.A. III	0.3	1	1	3,357-4,464	49,278	51,687
Special Projects:						
C.E.A. I	0.7	-	-	2,778-3,690	-	-
Staff Services Mgr I	0.2	1	1	2,415-2,913	34,956	34,956
Research Analyst I-Gen	0.5	1	1	1,407-2,197	21,432	21,924
Research Asst	0.4	-	-	1,513-1,645	-	-
Office Techn-Typing	0.4	1	1	1,214-1,551	16,684	17,070
Temporary Help	0.1	-	-	(1,578)	-	-
Management Relations:						
Staff Services Mgr II-Supry	0.8	-	-	2,651-3,200	-	-
Staff Services Mgr II-Managerial	0.2	1	1	2,651-3,200	38,400	38,400
Staff Services Mgr I	2	3	3	2,415-2,913	103,248	104,868
Assoc Personnel Analyst	3.4	1	1	2,197-2,651	26,364	27,636
Assoc Mgt Analyst	0.4	-	-	2,197-2,651	-	-
Staff Services Analyst-Gen	0.2	1	1	1,407-2,197	18,920	19,696
Supvng Acct Clk I	1	1	1	1,358-1,611	18,912	19,332
Personnel Techn I	0.8	-	-	1,138-1,565	-	-
Acctg Techn	1	1	1	1,214-1,551	17,100	17,100
Office Techn-Typing	1.9	3	3	1,214-1,551	46,604	48,512
Office Asst II-Typing	4.1	3.5	3.5	1,048-1,367	50,090	50,323
Key Data Opr	0.2	-	-	976-1,309	-	-
Management & Staff Development:						
Staff Services Mgr II-Supry	1.5	1	1	2,651-3,200	38,400	38,400
Staff Services Mgr II-Managerial	0.2	1	1	2,651-3,200	38,400	38,400
Staff Services Mgr I	1	1	1	2,415-2,913	34,956	34,956
Trng Off I	4.1	5	5	2,197-2,651	154,200	157,010
Staff Services Analyst-Gen	1.2	1	1	1,407-2,197	21,883	21,924
Mgt Services Techn	0.3	-	-	1,177-1,565	-	-
Office Techn-Typing	2.4	3	3	1,214-1,551	48,802	50,198
Stock Clk	-	1	1	1,168-1,367	15,120	15,708
Office Asst II-Typing	0.7	2	2	1,048-1,367	27,557	27,977
Office Asst II-Gen	2.1	1	1	1,048-1,309	13,622	14,084
Temporary Help	1.3	4	4	(19,239)	61,641	61,641
Contract Administration Division:						
Staff Services Mgr III	1	1	1	2,913-3,518	42,216	42,216
Office Techn-Typing	0.9	1	1	1,214-1,551	15,659	16,346
Office Asst II-Typing	0.1	-	-	1,048-1,367	-	-
Personnel Services:						
Labor Relations Specialist II	1	1	1	2,651-3,200	36,772	38,400
Assoc Govtl Prog Analyst	0.7	1	1	2,197-2,651	31,812	31,812
Labor Relations Analyst	0.6	-	-	2,197-2,651	-	-
Assoc Personnel Analyst	0.9	2	2	2,197-2,651	53,576	56,168
Staff Services Analyst-Gen	1.7	1	1	1,407-2,197	21,924	21,924
Personnel Techn II	0.2	-	-	1,523-1,827	-	-
Personnel Asst II	0.2	-	-	1,481-1,768	-	-
Office Techn-Typing	0.6	1	1	1,214-1,551	14,890	15,463
Supvng Prog Techn I-Personnel	1	1	1	1,260-1,486	17,832	17,832
Office Asst II-Typing	0.4	-	-	1,048-1,367	-	-
Prog Techn I-Personnel	2.9	3	3	1,126-1,309	46,490	47,075
Temporary Help	1	0.8	0.8	(18,321)	17,455	17,455
Employee Compensation:						
Staff Services Mgr II-Supvy	0.8	-	-	2,651-3,200	-	-
Staff Services Mgr II-Managerial	0.2	1	1	2,651-3,200	38,400	38,400
Staff Services Mgr I	0.8	1	1	2,415-2,913	31,568	33,082
Assoc Govtl Prog Analyst	1.3	1	1	2,197-2,651	27,530	28,868

8380 DEPARTMENT OF PERSONNEL ADMINISTRATION—Continued

ORGANIZATIONAL UNIT Classification	NUMBER OF POSITIONS			EXPENDITURES		
	Filled 1983-84	Authorized 1984-85	Proposed 1985-86	Actual 1983-84	Estimated 1984-85	Proposed 1985-86
				SALARY RANGE		
Assoc Personnel Analyst	0.9	-	-	2,197-2,651	-	-
Staff Services Analyst-General	0.8	2	2	1,407-2,197	39,999	43,684
Employment Prog Rep	-	1	1	1,666-2,002	24,024	24,024
Mgt Services Techn	0.1	-	-	1,177-1,565	-	-
Personnel Techn I	1	-	-	1,138-1,565	-	-
Office Asst II-Typing	1.7	1.5	1.5	1,048-1,367	21,764	21,852
Temporary Help	0.1	-	-	(2,183)	-	-
Merit Award:						
Staff Services Mgr II-Supvy	0.3	-	-	2,651-3,200	-	-
Staff Services Mgr I	0.8	1	1	2,415-2,913	34,686	34,956
Assoc Govtl Prog Analyst	1.2	1	1	2,197-2,651	29,664	31,080
Mgt Services Techn	1	1	1	1,177-1,565	18,682	18,780
Office Techn-Typing	1	1	1	1,214-1,551	17,100	17,100
Office Asst II-Typing	1.1	2	2	1,048-1,367	27,592	28,012
Totals, Personnel Management	59.7	64.8	64.8	\$1,375,589	\$1,506,204	\$1,536,331
Labor Relations						
Labor Relations Division:						
Chief Of Labor Relations	1	1	1	4,077-4,274	51,288	51,288
Asst Chief Of Labor Relations	0.3	1	1	3,708-3,888	46,656	46,656
Labor Relations Off	0.1	-	-	3,834	-	-
Sr Labor Relations Off	4.7	4	4	3,534-3,708	177,984	177,984
Labor Relations Off	2	3	3	2,889-3,480	125,280	125,280
Office Techn-Typing	0.5	1	1	1,214-1,551	15,463	16,114
Office Asst II-Typing	0.4	-	-	1,048-1,367	-	-
Steno	1	1	1	1,029-1,339	14,046	14,562
Negotiation Support:						
Staff Services Mgr II-Supry	0.1	-	-	2,651-3,200	-	-
Labor Relations Specialist I	0.3	1	1	2,415-2,913	34,956	34,956
Staff Services Mgr I	1.1	3	3	2,415-2,913	100,073	102,232
Labor Relations Analyst	2	4	4	2,197-2,651	127,248	127,248
Assoc Personnel Analyst	1.7	1	1	2,197-2,651	31,812	31,812
Assoc Govtl Prog Analyst	0.2	-	-	2,197-2,651	-	-
Staff Services Analyst-Gen	0.5	1	1	1,407-2,197	21,924	21,924
Personnel Techn II	0.1	-	-	1,523-1,827	-	-
Office Techn-Typing	-	-	-	1,214-1,551	-	-
Office Asst II-Typing	1.1	3	3	1,048-1,367	41,168	42,008
Temporary Help	-	-	-	(511)	-	-
Overtime	-	-	-	(3,000)	-	-
Totals, Labor Relations	17.1	24	24	\$576,958	\$787,898	\$792,064
Legal						
Legal:						
Chief Counsel	1	1	1	4,935	59,220	59,220
Labor Relations Counsel III	0.4	1	1	3,602-4,360	44,114	46,275
Labor Relations Counsel II	0.8	1	1	3,128-3,780	39,831	41,766
Labor Relations Counsel I	0.6	2	2	2,845-3,440	71,599	75,078
Labor Counsel	1	1	1	2,845-3,440	34,140	35,796
Graduate Student Asst	0.2	-	-	1,156-1,750	-	-
Sr Legal Typist	1.4	2	2	1,331-1,729	35,232	36,136
Exec Secty	-	1	1	1,236-1,512	17,339	18,082
Steno	0.6	-	-	1,029-1,339	-	-
Temporary Help	-	-	-	(361)	-	-
Totals, Legal	6	9	9	\$191,414	\$301,475	\$312,353
TOTALS, AUTHORIZED POSITIONS.....	102.9	124	124	\$2,664,080	\$3,305,198	\$3,363,783
Regular/Ongoing Positions.....	100.1	119	119	2,614,673	3,218,173	3,276,758
Temporary Help	2.8	5	5	46,407	87,025	87,025
Overtime	-	-	-	3,000	-	-

8500 BOARD OF CHIROPRACTIC EXAMINERS *

				SALARY RANGE		
Bd Members, per diem	-	-	-	\$50/day	\$8,000	\$8,000
Exec Secty	1	1	1	2,792-2,925	35,100	35,100
Exec Secty I	1	1	1	1,389-1,653	19,836	19,836
Office Techn-Typing	1	1	1	1,214-1,551	15,708	16,404
Office Asst II-Typing	0.8	1.5	1.5	1,048-1,367	18,864	19,566
Office Asst I-Typing	-	1	1	976-1,126	12,156	12,546
Temporary Help	0.4	0.1	0.1	(5,044)	2,628	2,628
Overtime	-	-	-	(143)	418	418
TOTALS, AUTHORIZED POSITIONS	4.2	5.6	5.6	\$88,875	\$112,710	\$114,498
Regular/Ongoing Positions.....	3.8	5.5	5.5	83,688	109,664	111,452
Temporary Help	0.4	0.1	0.1	5,044	2,628	2,628
Overtime	-	-	-	143	418	418

*The Salary Range and the amounts shown in 1984-85 and 1985-86 for this department do not reflect the 1984-85 fiscal year salary increase adjustment. This adjustment is reflected in the departmental Summary by Object of the Governor's Budget.

8510 BOARD OF OSTEOPATHIC EXAMINERS *

ORGANIZATIONAL UNIT Classification	NUMBER OF POSITIONS			EXPENDITURES		
	Filled 1983-84	Authorized 1984-85	Proposed 1985-86	Actual 1983-84	Estimated 1984-85	Proposed 1985-86
				SALARY RANGE		
Board Members per diem	-	-	-	\$50/day	\$4,750	\$4,750
Gen Counsel	0.8	1	1	3,888-4,704	56,448	56,448
Exec Director	1	1	1	2,792-2,925	35,100	35,100
Exec Secty 1	1	1	1	1,389-1,653	19,434	19,836
Office Techn-Typing	1	1	1	1,214-1,551	16,404	17,100
Legal Steno	-	1	1	1,191-1,517	14,562	15,114
Temporary Help	-	0.1	0.1	-	135	135
Overtime	-	-	-	(439)	562	562
TOTALS, AUTHORIZED POSITIONS	3.8	5.1	5.1	\$114,112	\$147,395	\$149,045
<i>Regular/Ongoing Positions</i>	<i>3.8</i>	<i>5</i>	<i>5</i>	<i>113,673</i>	<i>146,698</i>	<i>148,348</i>
<i>Temporary Help</i>	<i>-</i>	<i>0.1</i>	<i>0.1</i>	<i>-</i>	<i>135</i>	<i>135</i>
<i>Overtime</i>	<i>-</i>	<i>-</i>	<i>-</i>	<i>439</i>	<i>562</i>	<i>562</i>

8530 BOARD OF PILOT COMMISSIONERS FOR THE BAYS OF SAN FRANCISCO, SAN PABLO, AND SUISUN *

ORGANIZATIONAL UNIT Classification	NUMBER OF POSITIONS			EXPENDITURES		
	Filled 1983-84	Authorized 1984-85	Proposed 1985-86	Actual 1983-84	Estimated 1984-85	Proposed 1985-86
				SALARY RANGE		
Public Member, Pilotage Rate Committee, per diem	-	-	-	\$300/day	\$3,600	\$3,600
Commissioner, per diem	3	(3)	(3)	300/day	10,800	10,800
Secty	1	1	1	1,827-2,197	21,924	22,944
TOTALS, AUTHORIZED POSITIONS	4	1	1	\$36,391	\$36,324	\$37,344
<i>Regular/Ongoing Positions</i>	<i>4</i>	<i>1</i>	<i>1</i>	<i>36,391</i>	<i>36,324</i>	<i>37,344</i>

8540 CALIFORNIA AUCTIONEER COMMISSION *

ORGANIZATIONAL UNIT Classification	NUMBER OF POSITIONS			EXPENDITURES		
	Filled 1983-84	Authorized 1984-85	Proposed 1985-86	Actual 1983-84	Estimated 1984-85	Proposed 1985-86
				SALARY RANGE		
Bd Members, per diem	-	0.3	0.3	\$50/day	\$6,000	\$6,000
Exec Off	0.9	1	1	3,069-3,216	38,592	38,592
Office Techn-Typing	0.2	-	-	1,214-1,551	-	-
Temporary Help	-	0.2	0.2	(353)	7,420	7,420
TOTALS, AUTHORIZED POSITIONS	1.1	1.5	1.5	\$41,474	\$52,012	\$52,012
<i>Regular/Ongoing Positions</i>	<i>1.1</i>	<i>1.3</i>	<i>1.3</i>	<i>41,121</i>	<i>44,592</i>	<i>44,592</i>
<i>Temporary Help</i>	<i>-</i>	<i>0.2</i>	<i>0.2</i>	<i>353</i>	<i>7,420</i>	<i>7,420</i>

8550 CALIFORNIA HORSE RACING BOARD *

ORGANIZATIONAL UNIT Classification	NUMBER OF POSITIONS			EXPENDITURES		
	Filled 1983-84	Authorized 1984-85	Proposed 1985-86	Actual 1983-84	Estimated 1984-85	Proposed 1985-86
				SALARY RANGE		
Steward, per diem	14	14	14	\$125-463/day	\$1,070,000	\$1,070,000
Bd Member, per diem	0.3	-	-	100/day	10,000	13,000
Secty	1	1	1	3,372-3,534	42,408	42,408
Chief Investigator	1	1	1	2,669-3,222	36,296	38,064
Mgr-Adm Programs	1	1	1	2,669-3,222	38,664	38,664
Totalisator Systems Examiner	1	1	1	2,415-2,913	31,080	32,574
Supvng Special Investigator I	0.9	1	1	2,319-2,799	33,458	33,588
Sr Special Investigator	3.7	4	4	2,113-2,546	116,897	118,236
Special Investigator I	5.6	6	6	1,723-2,319	148,026	152,697
Acctg Off	1	1	1	1,827-2,197	26,364	26,364
Accountant I - Specialist	1	1	1	1,401-1,827	19,992	19,992
Office Services Supvr II-Gen	2	2	2	1,358-1,768	38,664	38,664
Acctg Techn	0.8	1	1	1,214-1,551	17,100	17,100
Racing License Clk	1	1	1	1,305-1,544	18,528	18,528
Office Techn-Cashiering	2.7	3	3	1,214-1,425	49,810	50,488
Office Asst II-Typing	4.6	5.4	5.4	1,048-1,367	77,786	78,236
Steno	0.7	1	1	1,029-1,339	12,738	13,158
Office Asst II-Cashiering	2.3	3	3	1,048-1,214	40,476	41,316
Temporary Help	3.7	3.7	3.7	73,600	75,000	75,000
TOTALS, AUTHORIZED POSITIONS	48.3	51.1	51.1	\$1,738,000	\$1,903,287	\$1,918,077
<i>Regular/Ongoing Positions</i>	<i>44.6</i>	<i>47.4</i>	<i>47.4</i>	<i>1,664,400</i>	<i>1,828,287</i>	<i>1,843,077</i>
<i>Temporary Help</i>	<i>3.7</i>	<i>3.7</i>	<i>3.7</i>	<i>73,600</i>	<i>75,000</i>	<i>75,000</i>

*The Salary Range and the amounts shown in 1984-85 and 1985-86 for this department do not reflect the 1984-85 fiscal year salary increase adjustment. This adjustment is reflected in the departmental Summary by Object of the Governor's Budget.

8560 CALIFORNIA EXPOSITION STATE FAIR *

1
2
3
4
5
6
7
8
9
10
11
12
13
14
15
16
17
18
19
20
21
22
23
24
25
26
27
28
29
30
31
32
33
34
35
36
37
38
39
40
41
42
43
44
45
46
47
48
49
50
51
52
53
54
55
56
57
58
59
60
61
62
63
64
65
66
67
68
69
70
71
72
73
74
75
76
77
78
79
80
81
82
83
84
85
86
87
88
89
90
91
92
93
94
95
96
97
98

ORGANIZATIONAL UNIT Classification	NUMBER OF POSITIONS			EXPENDITURES		
	Filled 1983-84	Authorized 1984-85	Proposed 1985-86	Actual 1983-84	Estimated 1984-85	Proposed 1985-86
Managers Office				SALARY RANGE		
Gen Mgr	1	1	1	\$4,833	\$57,996	\$57,996
Dep Gen Mgr	0.5	1	1	4,077-4,274	48,924	51,288
Exec Secty II	1	1	1	1,512-1,809	21,708	21,708
Exec Secty I	1	-	-	1,389-1,653	-	-
Totals	3.5	3	3	\$118,852	\$128,628	\$130,992
Racing & Administration Division:						
Staff Services Mgr III	0.5	1	1	2,913-3,518	42,216	42,216
Racing Program:						
Chief Of Racing	0.4	1	1	2,415-2,913	28,980	30,348
Race Track Maint Supvr	1	1	1	1,745-1,912	22,944	22,944
Human Resource Services:						
Staff Services Mgr I	0.8	1	1	2,415-2,913	28,980	30,348
Assoc Personnel Analyst	2	2	2	2,197-2,651	59,448	60,792
Personnel Asst II	1	1	1	1,481-1,768	21,216	21,216
Personnel Asst I	1	1	1	1,126-1,551	18,612	18,612
Business And Management Services:						
Contract Services:						
Assoc Govtl Prog Analyst	0.6	1	1	2,197-2,651	26,364	27,636
Mgt Services Techn	0.3	0.8	0.8	1,177-1,565	13,275	13,797
Office Techn-Typing	0.6	-	-	1,214-1,551	-	-
Business Services:						
Bus Services Off I	0.6	-	-	1,827-2,197	-	-
Office Services Supvr II-Gen	0.6	-	-	1,358-1,768	-	-
Warehouse Worker	1	1	1	1,401-1,666	18,276	18,276
Mgt Services Techn	0.3	1	1	1,177-1,565	17,344	18,092
Office Techn-Gen	0.7	-	-	1,214-1,551	-	-
Office Asst II-Typing	1.2	3	3	1,048-1,367	40,064	41,396
Word Processing Techn	0.8	1	1	1,048-1,309	14,568	15,120
Service Asst-Warehouse-Stores	0.8	1	1	1,038-1,198	13,347	13,794
Fiscal Resources Services:						
Staff Services Mgr I	1	1	1	2,415-2,913	33,336	34,956
Assoc Budget Analyst	0.7	1	1	2,197-2,651	26,364	27,636
Accounting Services:						
Sr Acctg Off-Supvr	0.3	1	1	2,197-2,651	26,788	28,084
Acctg Off-Supvr	-	1	1	1,827-2,197	21,924	22,944
Accountant I - Specialist	1	2	2	1,401-1,827	35,034	36,582
Sr Acct Clk	1.5	1	1	1,214-1,551	17,100	17,100
Acct Clk II	0.4	1	1	1,087-1,367	15,120	15,120
Office Asst II-Typing	0.4	-	-	1,048-1,367	-	-
Revenue Control:						
Staff Services Analyst-Gen	1	1	1	1,407-2,197	25,176	26,364
Fair Activity Supvr	0.1	-	-	-	-	-
Totals	20.6	25.8	25.8	\$441,370	\$566,476	\$583,373
Totals, Managers Office	24.1	28.8	28.8	\$560,222	\$695,104	\$714,365
Marketing Division						
Marketing Mgr	0.7	1	1	3,372-3,534	41,760	42,408
Word Processing Techn	1	1	1	1,048-1,309	15,708	15,708
Totals	1.7	2	2	\$42,920	\$57,468	\$58,116
Sales:						
Acct Mgr	0.4	1	1	2,651-3,200	31,812	33,336
Totals	0.4	1	1	\$12,889	\$31,812	\$33,336
Public Relations:						
Public Relations Mgr	0.5	1	1	2,792-2,925	33,504	35,100
Asst Info Off	-	1	1	1,827-2,197	22,689	23,754
Totals	0.5	2	2	\$16,936	\$56,193	\$58,854
Totals, Marketing Division	2.6	5	5	\$72,745	\$145,473	\$150,306
Program Division						
Prog Mgr	1	1	1	3,372-3,534	42,408	42,408
Steno	1	1	1	1,029-1,339	15,396	15,396
Totals	2	2	2	\$56,166	\$57,804	\$57,804
Exhibits:						
Bur Chief	1	1	1	2,415-2,913	34,956	34,956
Exhibit Supvr	0.2	-	-	2,098-2,529	-	-
Graphic Artist	0.5	-	-	1,630-1,959	-	-
Totals	1.7	1	1	\$51,389	\$34,956	\$34,956
Agriculture:						
Agric Specialist	1	1	1	2,792-2,925	35,100	35,100
Totals	1	1	1	\$34,104	\$35,100	\$35,100
Totals, Program Division	4.7	4	4	\$141,659	\$127,860	\$127,860

*The Salary Range and the amounts shown in 1984-85 and 1985-86 for this department do not reflect the 1984-85 fiscal year salary increase adjustment. This adjustment is reflected in the departmental Summary by Object of the Governor's Budget.

8560 CALIFORNIA EXPOSITION STATE FAIR—Continued

ORGANIZATIONAL UNIT Classification	NUMBER OF POSITIONS			EXPENDITURES		
	Filled 1983-84	Authorized 1984-85	Proposed 1985-86	Actual 1983-84	Estimated 1984-85	Proposed 1985-86
Operations Division				SALARY RANGE		
Operations Mgr	1	1	1	3,372-3,534	41,598	42,408
Exec Secty I	-	1	1	1,389-1,653	19,836	19,836
Adm Asst	0.6	-	-	2,098-2,529	-	-
Totals	1.6	2	2	\$56,775	\$61,434	\$62,244
Safety And Security:						
Safety & Security Mgr	1	1	1	2,431-2,930	35,160	35,160
Capt	0.9	1	1	2,215-2,669	28,948	30,322
State Fair Police Off	2.5	2	2	1,757-2,215	47,126	49,383
Locksmith	0.9	-	-	1,786-2,150	-	-
Lead Security Guard	0.1	-	-	1,114-1,294	-	-
Security Guard	1.7	2	2	1,075-1,246	28,194	28,632
Totals	7.1	6	6	\$153,738	\$139,428	\$143,497
Visitor Services:						
Adm Asst	-	1	1	2,098-2,529	30,348	30,348
Events Services Supvr	1	1	1	2,098-2,529	27,860	29,208
Area Operations Supvr	1.2	1	1	1,745-1,912	20,940	21,924
Laborer	1.1	-	-	1,342-1,462	-	-
Janitor	0.5	-	-	1,038-1,294	-	-
Totals	3.8	3	3	\$78,456	\$79,148	\$81,480
Totals, Operations Division	12.5	11	11	\$288,969	\$280,010	287,221
Development & Maintenance Division						
Plant Maintenance Operations:						
Chief - Plant Operation III	0.6	-	-	2,450-2,954	-	-
Chief - Plant Operation II	0.6	1	1	2,336-2,820	33,840	33,840
Building Trades:						
Utility Shops Supvr	2.6	2	2	2,051-2,472	54,024	54,024
Stationary Engr	0.6	1	1	1,931-2,361	23,172	23,172
Maint Mechanic	1	1	1	1,868-2,251	24,612	24,612
Plumber I	1.2	-	-	1,868-2,251	-	-
Electrician I	3.5	3	3	1,868-2,251	70,536	72,732
Electronics Techn	0.6	-	-	1,630-2,150	-	-
Painter I	1.1	-	-	1,786-2,150	-	-
Carpenter I	1.6	2	2	1,786-2,150	44,940	45,924
Tractor Opr-Laborer	0.4	-	-	1,673-2,011	-	-
Bldg & Maint Worker	0.6	-	-	1,557-1,868	-	-
Maint Worker I	0.6	-	-	1,462-1,745	-	-
Grounds Maintenance:						
Supvng Groundskeeper I	0.9	-	-	1,591-2,098	-	-
Lead Groundskeeper	0.7	1	1	1,401-1,827	16,934	17,666
Groundskeeper	2.9	-	-	1,342-1,666	-	-
Service Asst-Maint	0.6	-	-	1,239-1,342	-	-
Equipment Operations:						
Heavy Equip Mechanic	0.6	-	-	1,827-2,197	-	-
Auto Mechanic	0.9	1	1	1,666-2,002	21,924	21,924
Totals, Development & Maintenance Division	21.6	12	12	\$484,205	\$289,982	\$293,894
Temporary Help	115.5	94	94	2,172,870	2,080,571	2,045,354
Overtime	-	-	-	94,522	95,000	95,000
TOTALS, AUTHORIZED POSITIONS	181	154.8	154.8	\$3,815,192	\$3,714,000	\$3,714,000
Regular/Ongoing Positions	65.5	60.8	60.8	\$1,547,800	\$1,538,429	\$1,573,646
Temporary Help	115.5	94	94	2,172,870	2,080,571	2,045,354
Overtime	-	-	-	94,522	95,000	95,000
Continuously vacant positions abolished by the State Controller:						
Staff Counsel I	-	0.6	-	2,845-3,440	-	-
Fair Activity Supvr	-	1	-	2,845-3,440	-	-

8570 DEPARTMENT OF FOOD AND AGRICULTURE *

Executive Mgt & Adm Services Executive Management: Executive Office:				SALARY RANGE		
	Filled	Authorized	Proposed	Actual	Estimated	Proposed
Director	1	1	1	\$67,446	\$72,500	\$72,500
Chief Dep Director	1	1	1	4,833	57,996	57,996
Dep Director	1	2	2	4,486	107,664	107,664
C.E.A. III	2.8	3	3	3,357-4,464	147,420	149,352
Regional Coordinator	2	2	2	3,128-3,780	90,720	90,720
Pers Off III	1	1	1	2,778-3,357	40,284	40,284
Staff Services Mgr I	0.8	1	1	2,415-2,913	34,686	34,956
Nutrition Consultant III	1	1	1	2,360-2,845	34,140	34,140
Adm Asst II	1.8	2	2	2,197-2,651	57,696	60,456
Assoc Govtl Prog Analyst	0.2	-	-	2,197-2,651	-	-
Adm Asst I	0.2	-	-	1,827-2,303	-	-

*The Salary Range and the amounts shown in 1984-85 and 1985-86 for this department do not reflect the 1984-85 fiscal year salary increase adjustment. This adjustment is reflected in the departmental Summary by Object of the Governor's Budget.

8570 DEPARTMENT OF FOOD AND AGRICULTURE—Continued

ORGANIZATIONAL UNIT	NUMBER OF POSITIONS			EXPENDITURES		
	Classification	Filled 1983-84	Authorized 1984-85	Proposed 1985-86	Actual 1983-84	Estimated 1984-85
					SALARY RANGE	
Staff Services Analyst-Gen	1.9	2	2	1,407-2,197	43,248	43,968
Legal Secty	1	1	1	1,450-1,729	20,748	20,748
Exec Secty 1	5	5	5	1,389-1,653	98,722	99,540
Secty	1	1	1	1,236-1,512	17,448	17,448
Ofc Asst II-Typing	0.8	1	1	1,048-1,367	14,568	14,568
Temporary Help	1.2	1.1	1.1	(17,887)	15,000	15,000
Overtime	-	-	-	(178)	-	-
Media Office:						
Info Off II	1	1	1	2,651-3,200	38,400	38,400
Editorial Techn	1	1	1	1,407-1,673	19,537	20,076
Audits:						
Supvng Financial Examiner 1	1	1	1	2,415-2,913	34,956	34,956
Gen Auditor III	2.1	2.5	2.5	2,197-2,651	63,624	63,624
Gen Auditor II	6	6	6	1,827-2,197	143,634	148,968
Mgt Services Techn	-	1	1	1,177-1,565	14,136	14,664
Ofc Asst II-Typing	0.8	1	1	1,048-1,367	14,565	14,565
Special Projects:						
Research Mgr II-Gen	1	1	1	2,651-3,200	38,400	38,400
Research Prog Specialist I	0.7	1	1	2,415-2,913	34,956	34,956
Assoc Govtl Prog Analyst	0.2	-	-	2,197-2,651	-	-
Research Analyst II-Gen	0.3	-	-	2,197-2,651	-	-
Research Analyst I-Gen	1.2	1	1	1,407-2,197	25,572	26,364
Ofc Asst II-Typing	1	1	1	1,048-1,367	14,304	14,568
Temporary Help	0.8	-	-	(12,164)	-	-
Totals	40.8	42.6	42.6	\$1,200,759	\$1,294,924	\$1,308,881
Administrative Services:						
Administration:						
C.E.A. III	0.9	1	1	3,357-4,464	53,359	53,568
Trng Off III	1	1	1	2,651-3,200	38,400	38,400
Staff Services Mgr II-Supvry	0.8	1	1	2,651-3,200	38,400	38,400
Labor Relations Specialist I	0.2	-	-	2,415-2,913	-	-
Research Analyst II	-	0.7	1	2,197-2,651	18,060	27,012
Exec Secty 1	0.9	1	1	1,389-1,653	19,702	19,836
Ofc Techn-Typing	1	1	1	1,214-1,551	17,100	17,100
Temporary Help	0.4	0.8	0.8	(5,161)	10,423	10,423
Personnel Management Services:						
Staff Services Mgr III	0.1	1	1	2,913-3,518	40,606	42,216
Staff Services Mgr II-Supvry	0.9	-	-	2,651-3,200	-	-
Labor Relations Specialist 1	0.8	1	1	2,415-2,913	34,956	34,956
Assoc Pers Analyst	3.3	4	4	2,197-2,651	109,968	115,268
Assoc Govtl Prog Analyst	0.5	1	1	2,197-2,651	26,364	27,636
Staff Services Analyst-Gen	1.8	1	1	1,407-2,197	23,664	24,792
Pers Asst III	0.7	1	1	1,611-1,939	21,216	22,225
Pers Techn II	1	1	1	1,523-1,827	21,282	21,825
Pers Asst II	2	2	2	1,481-1,768	42,361	42,432
Pers Techn I	2	2	2	1,138-1,565	36,823	37,560
Pers Asst I	8.1	8	8	1,126-1,551	135,896	138,842
Ofc Techn-Typing	0.3	-	-	1,214-1,551	-	-
Ofc Asst II-Typing	4.5	6	6	1,048-1,367	84,816	86,308
Ofc Asst II-Gen	1	1	1	1,048-1,309	14,568	14,568
Word Processing Techn	1	1	1	1,048-1,309	14,706	15,267
Ofc Asst I-Typing	1	1	1	976-1,126	12,156	12,546
Temporary Help	2.4	3.9	3.9	(33,799)	51,516	51,516
Overtime	-	-	-	(6)	-	-
Financial Services:						
Administration:						
Staff Services Mgr III	1	1	1	2,913-3,518	42,216	42,216
Ofc Techn-Typing	1	1	1	1,214-1,551	16,636	17,100
Temporary Help	-	0.2	0.2	(534)	2,061	2,061
Budget Office:						
Staff Services Mgr I	1	1	1	2,415-2,913	34,416	34,956
Assoc Budget Analyst	1.2	1	1	2,197-2,651	27,000	28,308
Staff Services Analyst-Gen	2.4	3	3	1,407-2,197	70,561	73,254
Acctg Off	0.1	-	-	1,827-2,197	-	-
Ofc Techn-Typing	0.6	-	-	1,214-1,551	-	-
Key Data Opr	0.1	1	1	976-1,309	15,561	15,708
Overtime	-	-	-	(23,227)	18,780	18,780
Accounting:						
Acctg Administrator II	-	1	1	2,651-3,200	31,812	33,336
Acctg Administrator I	0.8	-	-	2,415-2,913	-	-
Sr Acctg Off-Supvr	0.2	-	-	2,197-2,651	-	-
Programmer II	0.6	1	1	1,827-2,197	22,519	23,574
Acctg Off	1.9	5	5	1,827-2,197	118,062	121,650
Acctg Off-Supvr	1.1	2	2	1,827-2,197	45,408	47,544
Staff Services Analyst-Gen	1	1	1	1,407-2,197	26,166	26,364
Supvng Acct Clk II	0.7	1	1	1,544-1,854	19,464	20,364
Programmer I	0.4	-	-	1,407-1,827	-	-
Accountant I - Supvr	2.8	2	2	1,401-1,827	35,979	37,536
Accountant I - Specialist	4.9	3	3	1,401-1,827	54,605	55,258
Sr DP Techn	0.8	-	-	1,462-1,745	-	-
Ofc Techn-Typing	0.7	1	1	1,214-1,551	16,172	16,868
Sr Acct Clk	1.9	1	1	1,214-1,551	17,100	17,100
Acctg Techn	5.1	7	7	1,214-1,551	116,651	118,250
DP Techn	2	2	2	1,198-1,523	34,556	35,720
Ofc Techn-Cashiering	1	1	1	1,214-1,425	16,056	16,752

8570 DEPARTMENT OF FOOD AND AGRICULTURE—Continued

ORCANIZATIONAL UNIT	NUMBER OF POSITIONS			EXPENDITURES			
	Classification	Filled 1983-84	Authorized 1984-85	Proposed 1985-86	Actual 1983-84	Estimated 1984-85	Proposed 1985-86
					SALARY RANGE		
Ofc Asst II-Typing	0.6	1	1	1,048-1,367	12,744	13,164	
Acct Clk II	5.4	5	5	1,087-1,367	75,600	75,600	
Student Asst	0.5	-	-	935-1,246	-	-	
Ofc Asst I-Cen	0.5	1	1	944-1,087	11,996	12,381	
Asst Clk	0.4	-	-	832-950	-	-	
Temporary Help	2.1	2.3	2.3	(31,235)	15,000	15,000	
Overtime	-	-	-	(3,918)	4,240	4,240	
Business Services:							
Bus Services Off III	1	1	1	2,197-2,651	31,812	31,812	
Bus Services Off II	1	1	1	2,002-2,415	27,424	28,756	
Bus Services Off I	2	2	2	1,827-2,197	51,345	52,629	
Property Clk I	1	1	1	1,401-1,827	19,992	19,992	
Ofc Services Supvr II-Cen	1	1	1	1,358-1,768	17,588	18,352	
Ofc Techn-Typing	4	5	5	1,214-1,551	83,140	84,688	
Ofc Asst II-Typing	1.6	1	1	1,048-1,367	13,024	13,444	
Acct Clk II	0.7	-	-	1,087-1,367	-	-	
Ofc Asst I-Typing	-	1	1	976-1,126	12,156	12,546	
Temporary Help	0.4	0.5	0.5	(6,504)	7,153	7,153	
Overtime	-	-	-	(205)	-	-	
Departmental Services:							
Production Services:							
Bus Services Off I	0.8	1	1	1,827-2,197	21,924	22,944	
Mach Supvr II-Cen	0.3	-	-	1,706-2,051	-	-	
Mach Supvr I-Cen	1	1	1	1,491-1,786	21,432	21,432	
Sr Mach Opr	1	1	1	1,317-1,557	18,684	18,684	
Stock Clk	1	1	1	1,168-1,486	16,404	16,404	
Mach Opr III-Cen	2.5	3	3	1,222-1,437	50,835	51,549	
Mach Opr II-Cen	2.4	3	3	1,177-1,376	47,778	48,960	
Acct Clk II	1	1	1	1,087-1,367	15,120	15,120	
Steno	0.4	1	1	1,029-1,339	12,738	13,158	
Mach Opr I-Finishing	4.6	6	6	1,135-1,321	87,876	89,890	
Mach Opr I-Gen	1.8	-	-	1,135-1,321	-	-	
Mach Opr Trainee-Cen	0.2	-	-	1,018-1,177	-	-	
Temporary Help	-	0.9	0.9	-	12,359	12,359	
Overtime	-	-	-	(111)	-	-	
Property & Equipment:							
Staff Services Mgr I	1	1	1	2,415-2,913	34,956	34,956	
Bus Services Off II	2	2	2	2,002-2,415	57,624	57,960	
Bus Services Off I	1	1	1	1,827-2,197	23,934	25,080	
Bus Services Asst	0.1	1	1	1,523-1,827	21,924	21,924	
Office Services:							
Materials & Stores Supvr II	1	1	1	1,591-2,098	22,944	22,944	
Stock Clk	1	1	1	1,168-1,486	16,404	16,404	
Ofc Asst II-Gen	0.7	1	1	1,048-1,309	13,269	13,698	
Ofc Asst I-Cen	0.3	-	-	944-1,087	-	-	
Temporary Help	0.7	0.4	0.4	(10,560)	5,258	5,258	
Electronic Data Processing:							
DP Mgr I	-	1	1	2,415-2,913	28,980	30,348	
Assoc Programmer Analyst	2.9	4	4	2,197-2,651	117,736	120,354	
Programmer II	0.9	-	-	1,827-2,197	-	-	
Overtime	-	-	-	(451)	-	-	
Word Processing:							
Ofc Services Supvr II-Cen	0.9	1	1	1,358-1,768	19,332	19,332	
Sr Word Processing Techn	3	3	3	1,260-1,486	52,947	53,496	
Word Processing Techn	7.6	9	9	1,048-1,309	134,786	136,152	
Temporary Help	-	0.6	0.6	-	8,445	8,445	
Overtime	-	-	-	(186)	-	-	
Totals	132.2	146.3	146.6	\$2,878,061	\$2,895,026	\$2,962,003	
Continuing Appropriation:							
Permanent	17.9	19.5	19.5	(311,701)	344,821	354,024	
Temporary Help	0.1	-	-	(1,051)	49,020	49,020	
Overtime	-	-	-	(2,014)	-	-	
Totals	18	19.5	19.5	(\$314,766)	\$393,841	\$403,044	
Totals, Executive Mgt & Adm Services	191	208.4	208.7	\$4,078,820	\$4,583,791	\$4,673,928	
Div Pest Mgm, Envir Prot, Worker Safety Administration:							
Medical Coordinator	0.2	1	1	4,571-5,832	66,432	66,432	
C.E.A. III	1	1	1	3,357-4,464	45,360	47,556	
Adm Asst II	1	1	1	2,197-2,651	30,120	31,568	
Secty	1	1	1	1,236-1,512	17,448	17,448	
Ofc Asst II-Typing	1	1	1	1,048-1,367	14,568	14,568	
Ofc Asst I-Typing	-	1	1	976-1,126	12,156	12,546	
Temporary Help	0.1	-	-	(1,704)	-	-	
Totals	4.3	6	6	\$113,429	\$186,084	\$190,118	
Worker Health And Safety:							
Medical Coordinator	0.8	-	-	4,571-5,832	-	-	
Staff Toxicologist	3	3	3	3,200-3,869	138,747	139,284	
Sr Industrial Hygienist	0.9	1	1	2,717-3,279	39,348	39,348	
Prog Supvr-Pest Mgt	0.3	1	1	2,717-3,279	32,604	34,140	
Envirntl Hazards Specialist IV	1	1	1	2,360-2,845	33,244	34,140	
Envirntl Hazards Specialist III	4.3	7	7	2,051-2,472	191,484	196,056	

8570 DEPARTMENT OF FOOD AND AGRICULTURE—Continued

1
2
3
4
5
6
7
8
9
10
11
12
13
14
15
16
17
18
19
20
21
22
23
24
25
26
27
28
29
30
31
32
33
34
35
36
37
38
39
40
41
42
43
44
45
46
47
48
49
50
51
52
53
54
55
56
57
58
59
60
61
62
63
64
65
66
67
68
69
70
71
72
73
74
75
76
77
78
79
80
81
82
83
84
85
86
87
88
89
90
91
92
93
94
95
96
97
98

ORGANIZATIONAL UNIT Classification	NUMBER OF POSITIONS			EXPENDITURES		
	Filled 1983-84	Authorized 1984-85	Proposed 1985-86	Actual 1983-84	Estimated 1984-85	Proposed 1985-86
SALARY RANGE						
Envirntrl Hazards Specialist	11	9	9	1,407-2,051	191,074	199,996
Secty	0.7	-	-	1,236-1,512	-	-
Sr Steno	-	1	1	1,236-1,512	17,448	17,448
Ofc Asst II-Typing	2	2	2	1,048-1,367	28,142	29,004
Temporary Help	1.4	0.9	0.9	(19,524)	14,988	14,988
Totals	25.4	25.9	25.9	\$671,641	\$687,079	\$704,404
Pesticide Enforcement:						
Staff Counsel II	0.9	1	1	3,128-3,780	45,360	45,360
Unit Chief	1	1	1	3,128-3,780	41,280	43,224
Staff Counsel I	0.3	1	1	2,845-3,440	34,692	36,376
Prog Supvr-Pest Mgt	3	3	3	2,717-3,279	116,534	118,044
Prog Spec-Agric Chemicals	-	1	1	2,360-2,845	28,320	29,664
Legal Counsel	0.7	-	-	2,051-2,591	-	-
Supvng Pesticide Use Specialist	5	5	5	2,150-2,591	155,460	155,460
Registration Specialist	0.5	0.3	-	1,433-2,251	7,740	-
Sr Pesticide Use Specialist	15.4	17	17	1,868-2,251	437,476	445,475
Pesticide Use Specialist	14.4	15	15	1,491-2,051	326,738	334,897
Sr Legal Typist	0.5	1	1	1,331-1,729	18,690	18,924
Supvng Prog Techn II-Pesticide	0.9	1	1	1,358-1,611	16,548	17,292
Mgt Services Techn	0.8	2	2	1,177-1,565	31,378	32,647
Ofc Techn-Typing	3.4	5	5	1,214-1,551	79,518	81,562
Secty	0.4	-	-	1,236-1,512	-	-
Prog Techn II-Pesticide	2.9	3	3	1,214-1,425	50,604	51,300
Ofc Asst II-Typing	2.9	1	1	1,048-1,367	14,568	14,568
Prog Techn I-Pesticide	3.1	4	4	1,126-1,309	61,558	62,832
Ofc Asst I-Typing	-	2	2	976-1,126	24,312	25,092
Temporary Help	2.1	1.6	1.6	(29,284)	27,990	27,990
Overtime	-	-	-	(1,135)	-	-
Totals	58.2	64.9	64.6	\$1,334,254	\$1,518,766	\$1,540,707
Environmental Monitoring & Pest Mgt:						
Unit Chief	1	1	1	3,128-3,780	43,936	45,360
Envirntrl Hazards Specialist IV	1	1	1	2,360-2,845	34,140	34,140
Pest Mgt Specialist IV	2	2	2	2,360-2,845	68,280	68,280
Research Analyst II-Econ	0.8	1	1	2,197-2,651	30,006	31,446
Pest Mgt Specialist III	7.4	7	7	2,051-2,472	202,789	204,895
Envirntrl Hazards Specialist III	4.4	9	9	2,051-2,472	245,312	251,421
Bio Scientific Illustrator	0.9	1	1	1,868-2,251	23,417	24,520
Staff Services Analyst-Gen	1	1	1	1,407-2,197	24,408	25,572
Envirntrl Hazards Specialist	7.6	10	10	1,407-2,051	203,671	211,020
Pest Mgt Specialist	4.1	5	5	1,407-2,051	111,002	114,426
Agric Bio Techn	1	1	1	1,317-1,786	21,432	21,432
Sr Steno	1	1	1	1,236-1,512	16,572	17,271
Ofc Asst II-Typing	1.3	2	2	1,048-1,367	29,248	29,780
Steno	0.6	-	-	1,029-1,339	-	-
Temporary Help	15.2	10.6	10.6	(214,791)	186,481	186,481
Totals	49.3	52.6	52.6	\$1,056,553	\$1,240,694	\$1,266,044
Pesticide Reg & Agric Productivity:						
Staff Toxicologist	1	1	1	3,200-3,869	46,428	46,428
Unit Chief	1	1	1	3,128-3,780	45,360	45,360
Prog Supvr-Pest Mgt	1.7	2	2	2,717-3,279	77,488	78,696
Regis Chemist	1	1	1	2,472-2,983	35,796	35,796
Staff Services Mgr I	1	1	1	2,415-2,913	34,956	34,956
Regis Microbiologist	0.9	1	1	2,360-2,845	28,320	29,664
Sr Agric Bio	1	1	1	2,360-2,845	34,140	34,140
Econ Entomologist IV	1	1	1	2,360-2,845	34,140	34,140
Plant Physiologist	1	1	1	2,360-2,845	33,372	34,140
Prog Specialist	1	1	1	2,251-2,717	32,604	32,604
Assoc Govtl Prog Analyst	0.9	3	3	2,197-2,651	80,588	84,480
Assoc Agric Economist	1	1	1	2,197-2,651	31,812	31,812
Supvr Of Regis-Agric Chemicals	2	2	2	2,150-2,591	60,420	61,827
Envirntrl Hazards Specialist III	4.6	7	7	2,051-2,472	188,677	196,448
Pest Mgt Specialist III	1	1	1	2,051-2,472	29,664	29,664
Sr Librarian	1	1	1	1,959-2,360	29,664	31,092
Registration Specialist	17.2	22	18	1,433-2,251	488,742	433,027
Staff Services Analyst-Gen	1.1	1	1	1,407-2,197	23,094	23,124
Envirntrl Hazards Specialist	1	2	-	1,407-2,051	34,312	-
Jr Staff Analyst-Gen	1	-	-	1,407-1,827	-	-
Ofc Services Supvr I-Typing	1	1	1	1,214-1,551	17,042	17,100
Library Tech Asst I	1	2	1	1,214-1,551	31,668	17,100
Ofc Techn-Typing	2.6	2	2	1,214-1,551	33,214	33,910
Ofc Services Supvr I-Gen	0.7	1	1	1,214-1,551	14,568	15,120
Secty	2	2	2	1,236-1,512	33,516	34,188
Key Data Supvr I	1	1	1	1,260-1,486	17,405	17,832
Ofc Asst II-Typing	9.1	10	9	1,048-1,367	141,239	128,456
Steno	1.3	2	2	1,029-1,339	29,401	29,913
Key Data Opr	5.4	6	6	976-1,309	90,696	91,086
Ofc Asst I-Typing	-	1	1	976-1,126	12,156	12,546
Temporary Help	7.1	5.4	5.4	(101,029)	95,810	95,810
Overtime	-	-	-	(112)	-	-
Totals	72.6	84.4	76.4	\$1,580,195	\$1,885,292	\$1,790,459
Totals, Div Pest Mgt, Envir Prot, Worker Safety	209.8	233.8	225.5	\$4,756,072	\$5,517,915	\$5,491,732

8570 DEPARTMENT OF FOOD AND AGRICULTURE—Continued

ORGANIZATIONAL UNIT Classification	NUMBER OF POSITIONS			EXPENDITURES		
	Filled 1983-84	Authorized 1984-85	Proposed 1985-86	Actual 1983-84	Estimated 1984-85	Proposed 1985-86
Division Of Plant Industry						
Administration:						
				SALARY RANGE		
C.E.A. III	1	1	1	3,357-4,464	53,568	53,568
Special Asst	1	1	1	3,128-3,780	45,360	45,360
Staff Services Analyst-Gen	1	1	1	1,407-2,197	26,364	26,364
Exec Secty I	1.7	2	2	1,389-1,653	36,504	37,236
Secty	1	1	1	1,236-1,512	17,448	17,448
Temporary Help	0.3	1.6	1.6	(4,168)	20,133	20,133
Overtime	-	-	-	(1,062)	-	-
Totals	6	7.6	7.6	\$175,255	\$199,377	\$200,109
Analysis-Identification:						
Unit Chief	1	1	1	3,128-3,780	45,360	45,360
Plant Pathologist & Nematologist	1	1	1	2,845-3,440	41,280	41,280
Prin Staff Entomologist	1	1	1	2,845-3,440	41,280	41,280
Prin Staff Bio	1	1	1	2,845-3,440	41,280	41,280
Prog Supvr-Pest Prevention	1	1	1	2,717-3,279	39,348	39,348
Systematic Entomologist IV	2	2	2	2,360-2,845	68,280	68,280
Plant Nematologist IV	2	2	2	2,360-2,845	68,280	68,280
Plant Pathologist IV	1.9	2	2	2,360-2,845	66,618	68,152
Plant Taxonomist	1	1	1	2,360-2,845	34,140	34,140
Systematic Entomologist III	9	9	9	2,051-2,472	259,419	263,307
Econ Entomologist III	1.4	2	2	2,051-2,472	53,716	55,464
Plant Nematologist III	3	3	3	2,051-2,472	88,992	88,992
Plant Pathologist III	5.1	5	5	2,051-2,472	147,872	148,320
Seed Botanist III	2	2	2	2,051-2,472	55,441	58,096
Seed Botanist II	3	3	3	1,706-2,051	69,653	71,815
Agric Bio Techn	10.3	11	11	1,317-1,786	228,679	233,276
Library Tech Asst I	1	1	1	1,214-1,551	15,940	16,636
Secty	1	1	1	1,236-1,512	17,448	17,448
Sr Lab Asst	0.3	1	1	1,222-1,437	16,695	17,244
Ofc Asst II-Typing	2	2	2	1,048-1,367	28,696	29,136
Steno	1	1	1	1,029-1,339	15,020	15,396
Lab Asst	1.8	1	1	1,055-1,321	15,800	15,852
Temporary Help	10.6	11.5	11.5	(137,183)	143,229	143,229
Overtime	-	-	-	(4,978)	-	-
Totals	63.4	65.5	65.5	\$1,512,990	\$1,602,466	\$1,621,611
Pest Exclusion:						
Unit Chief	1	1	1	3,128-3,780	45,360	45,360
Special Asst	1	1	1	2,717-3,279	35,658	37,391
Prog Supvr-Pest Prevention	2	2	2	2,717-3,279	78,696	78,696
Sr Agric Bio	2	2	2	2,360-2,845	68,280	68,280
Plant Quarantine Off	2.7	3	3	2,360-2,845	92,124	94,896
Plant Pathologist IV	1	1	1	2,360-2,845	34,140	34,140
Assoc Pers Analyst	0.8	1	1	2,197-2,651	31,812	31,812
Econ Entomologist III	-	1	1	2,051-2,472	24,612	25,800
Assoc Agric Bio	4	6	6	2,051-2,472	166,404	170,076
Plant Quarantine Supvr II	9.9	11	11	1,868-2,251	290,215	293,527
Econ Entomologist	2	2	2	1,376-2,051	43,118	45,141
Agric Bio	13.9	13	13	1,407-2,051	285,578	295,527
Plant Quarantine Supvr I	25.3	26	26	1,706-2,051	615,670	629,877
Bldg & Maint Worker	0.6	1	1	1,557-1,868	20,396	20,472
Plant Quarantine Insp	92.6	104	104	1,433-1,868	1,977,997	2,064,818
Agric Pest Control Specialist	1	1	1	1,433-1,868	19,864	20,792
Secty	1	1	1	1,236-1,512	17,448	17,448
Ofc Asst II-Typing	1.9	2	2	1,048-1,367	28,179	28,599
Temporary Help	34.2	26.3	26.3	(440,457)	326,093	326,093
Overtime	-	-	-	(40,331)	-	-
Totals	196.9	205.3	205.3	\$3,865,512	\$4,201,644	\$4,328,745
Control and Eradication:						
Unit Chief	1	1	1	3,128-3,780	48,168	48,168
Prog Supvr-Pest Prevention	3	3	3	2,717-3,279	118,044	118,044
Plant Pathologist IV	1	1	1	2,360-2,845	34,140	34,140
Econ Entomologist IV	2	2	2	2,360-2,845	68,280	68,280
Sr Agric Bio	3	3	3	2,360-2,845	102,420	102,420
Econ Entomologist III	3.8	4	4	2,051-2,472	113,604	114,792
Assoc Agric Bio	4.4	5	5	2,051-2,472	143,203	144,961
Agric Pest Control Supvr	5.7	6	6	1,786-2,150	152,049	154,503
Agric Bio	4.5	5	5	1,407-2,051	99,150	102,285
Systematic Entomologist II	1	1	1	1,706-2,051	24,612	24,612
Agric Pest Control Specialist	8.6	8	8	1,433-1,868	169,836	172,618
Prog Techn III-Pest Control	0.6	1	1	1,358-1,611	18,687	19,207
Ofc Techn-Typing	1	1	1	1,214-1,551	16,868	17,100
Secty	1.4	1	1	1,236-1,512	17,448	17,448
Ofc Asst II-Typing	2.4	1.5	1.5	1,048-1,367	22,308	22,308
Ofc Asst II (Translator)	-	0.5	0.5	1,523-1,827	9,138	9,546
Agric Servs Techn I	-	1	1	1,018-1,177	12,618	13,446
Ofc Asst I-Typing	0.5	1	1	976-1,126	12,316	12,711
Temporary Help	72.1	64	64	(929,645)	813,071	813,071
Overtime	-	-	-	(21,458)	-	-
Totals	116	110	110	\$2,058,557	\$1,995,960	\$2,009,660

8570 DEPARTMENT OF FOOD AND AGRICULTURE—Continued

ORGANIZATIONAL UNIT Classification	NUMBER OF POSITIONS			EXPENDITURES		
	Filled 1983-84	Authorized 1984-85	Proposed 1985-86	Actual 1983-84	Estimated 1984-85	Proposed 1985-86
Pest Detection-Emergency Project:				SALARY RANGE		
Unit Chief	1	1	1	3,128-3,780	45,360	45,360
Prog Supvr-Pest Prevention	2	2	2	2,717-3,279	76,594	78,394
Area Mgr	4.4	5	5	2,472-2,983	163,991	170,040
Econ Entomologist IV	1	1	1	2,360-2,845	34,140	34,140
Sr Agric Biol	1	1	1	2,360-2,845	34,140	34,140
Plant Pathologist III	4	5	5	2,051-2,472	143,268	144,456
Econ Entomologist III	12	15	15	2,051-2,472	422,622	431,006
Assoc Agric Biol	4.4	5	5	2,051-2,472	143,268	144,456
Bus Services Off I	1	1	1	1,827-2,197	24,792	25,968
Agric Pest Control Supvr	3	3	3	1,786-2,150	76,212	77,400
Econ Entomologist	11	11	11	1,376-2,051	236,110	245,939
Agric Biol	2	2	2	1,407-2,051	48,396	49,224
Agric Pest Control Specialist	7.5	8	8	1,433-1,868	149,675	156,382
Ofc Techn-Typing	0.3	1	1	1,214-1,551	16,236	16,830
Secty	1	1	1	1,236-1,512	17,448	17,448
Medfly Project Asst III	2	-	-	1,294-1,407	-	-
Ofc Asst II-Typing	4.2	4	4	1,048-1,367	56,165	56,585
Medfly Project Asst II	4	-	-	1,198-1,347	-	-
Steno	2.5	2	2	1,029-1,339	30,792	30,792
Word Processing Techn	1	1	1	1,048-1,309	15,169	15,708
Ofc Asst I-Typing	0.1	1	1	976-1,126	12,156	12,546
Temporary Help	122	74.1	74.1	(1,573,849)	919,876	919,876
Overtime	-	-	-	(275,496)	-	-
Totals	191.4	144.1	144.1	\$3,466,042	\$2,666,410	\$2,706,690
Nursery Service:						
Prog Supvr-Pest Prevention	1.8	2	2	2,717-3,279	78,696	78,696
Assoc Agric Biol	4.7	5	5	2,051-2,472	143,268	144,456
Ofc Techn-Typing	1	1	1	1,214-1,551	14,568	15,120
Ofc Asst II-Typing	2	2	2	1,048-1,367	26,620	27,508
Temporary Help	0.4	0.4	0.4	(5,456)	5,547	5,547
Overtime	-	-	-	(2,100)	-	-
Totals	9.9	10.4	10.4	\$254,949	\$268,699	\$271,327
Seed Service:						
Assoc Agric Biol	0.2	1	1	2,051-2,472	26,002	27,230
Agric Biol	1.8	1	1	1,407-2,051	24,612	24,612
Overtime	-	-	-	(175)	-	-
Totals	2	2	2	\$46,517	\$50,614	\$51,842
Continuing Appropriation:						
Permanent	2.4	3	3	(84,359)	88,194	88,608
Temporary Help	1.2	-	-	(15,276)	14,000	14,000
Overtime	-	-	-	(343)	-	-
Totals	3.6	3	3	\$99,978	\$102,194	\$102,608
Totals, Division Of Plant Industry	589.2	547.9	547.9	\$11,479,800	\$11,087,364	\$11,292,592
Division Of Animal Industry						
Administration:						
C.E.A. III	0.8	1	1	3,357-4,464	40,284	42,216
Adm Asst II	0.9	1	1	2,197-2,651	28,308	29,664
Adm Asst I	0.1	-	-	1,827-2,303	-	-
Exec Secty I	1	1	1	1,389-1,653	19,836	19,836
Temporary Help	-	1.6	1.6	-	22,232	22,232
Totals	2.8	4.6	4.6	\$86,266	\$110,660	\$113,948
Bureau Of Milk-Dairy Foods Control:						
Bur Chief	0.9	1	1	3,128-3,780	38,442	40,314
Regional Administrator	3.7	4	4	2,319-2,799	128,895	131,882
Dairy Foods Specialist	26.9	33	33	1,679-2,546	858,857	875,917
Agric Chemist I	1	1	1	1,827-2,197	23,574	24,696
Daily Lab Technologist	1	1	1	1,745-2,098	25,176	25,176
Secty	0.7	-	-	1,236-1,512	-	-
Sr Lab Asst	-	1	1	1,222-1,437	16,512	17,244
Ofc Asst II-Typing	1	1	1	1,048-1,367	14,568	14,568
Steno	4.2	5	5	1,029-1,339	75,921	76,463
Lab Asst	1	-	-	1,055-1,321	-	-
Ofc Asst I-Typing	0.1	0.5	0.5	976-1,126	6,126	6,323
Temporary Help	0.6	-	-	(9,150)	-	-
Overtime	-	-	-	(674)	-	-
Totals	41.1	47.5	47.5	\$1,010,869	\$1,188,071	\$1,212,583
Bureau Of Animal Health:						
Bur Chief	1	1	1	3,128-3,780	45,360	45,360
Vet Medical Off IV-Animal Hlth	13	15	15	2,983-3,602	627,190	636,336
Vet Medical Off III-Animal Hlth	11.9	14	14	2,591-3,128	511,021	518,277
Vet Medical Off-Animal Hlth	6	10	10	2,251-2,845	282,612	296,227
Sr Livestock Insp	-	6	6	1,868-2,251	150,180	157,524
Livestock Insp	28.3	25	25	1,476-2,018	564,126	578,437
Ofc Services Supvr II-Gen	1	1	1	1,358-1,768	19,332	19,332
Ofc Techn-Typing	1.7	2	2	1,214-1,551	33,214	34,200
Secty	2	2	2	1,236-1,512	34,896	34,896
Ofc Asst II-Typing	8.8	12	12	1,048-1,367	170,029	172,338

8570 DEPARTMENT OF FOOD AND AGRICULTURE—Continued

ORGANIZATIONAL UNIT Classification	NUMBER OF POSITIONS			EXPENDITURES		
	Filled 1983-84	Authorized 1984-85	Proposed 1985-86	Actual 1983-84	Estimated 1984-85	Proposed 1985-86
				SALARY RANGE		
Steno	3.2	4	4	1,029-1,339	61,161	61,584
Ofc Asst I-Typing	0.6	1	1	976-1,126	12,156	12,546
Temporary Help	3.4	10	10	(50,218)	136,192	136,192
Overtime	-	-	-	(67,368)	-	-
Totals	80.9	103	103	\$2,123,818	\$2,647,469	\$2,703,249
Agric Veterinary Lab Services:						
Chief Agric Veterinary Lab Services ..	1	1	1	3,128-3,780	45,360	45,360
Vet Med Off IV-Pathology	3.6	5	5	2,983-3,602	198,837	204,258
Vet Med Off III-Pathology	5	5	5	2,591-3,128	184,125	186,230
Vet Med Off-Pathology	3	4	4	2,251-2,845	122,188	125,918
Research Analyst I-Gen	0.4	-	-	1,407-2,197	-	-
Staff Services Analyst-Gen	-	1	1	1,407-2,197	16,884	17,604
Lab Techn II	7.7	8	8	1,786-2,150	205,509	206,400
Lab Techn I	3.5	4	4	1,630-1,959	84,470	87,323
Bldg & Maint Worker	3.4	4	4	1,537-1,868	80,757	81,660
Ofc Techn-Typing	1	1	1	1,214-1,551	16,752	17,100
Secty	1	1	1	1,236-1,512	17,448	17,448
Sr Lab Asst	3.6	5	5	1,222-1,437	79,200	80,961
Ofc Asst II-Typing	4.2	6	6	1,048-1,367	85,962	87,236
Steno	3.1	3	3	1,029-1,339	42,741	43,715
Lab Asst	2.2	4	4	1,055-1,321	56,936	58,632
Janitor	0.4	2	2	1,038-1,294	25,833	26,659
Temporary Help	14.1	20.3	20.3	(209,616)	278,027	278,027
Overtime	-	-	-	(254)	-	-
Totals	57.2	74.3	74.3	\$1,221,961	\$1,541,029	\$1,564,531
Bureau Of Meat Inspection:						
Bur Chief	1	1	1	3,128-3,780	45,360	45,360
Vet Med Off IV-Meat Insp	0.4	1	1	2,983-3,602	35,796	37,536
Vet Med Off III-Meat Insp	2.6	3	3	2,591-3,128	111,883	112,608
Vet Med Off-Meat Insp	3.4	3	3	2,251-2,845	102,420	102,420
Supvng Meat Insp	2	2	2	2,002-2,415	55,704	56,976
Meat Food Insp	5.7	6	6	1,462-2,002	137,664	138,396
Ofc Techn-Typing	0.4	1	1	1,214-1,551	16,348	16,890
Ofc Asst II-Typing	1	1	1	1,048-1,367	14,752	15,120
Steno	0.6	-	-	1,029-1,339	-	-
Overtime	-	-	-	(220)	-	-
Totals	17.1	18	18	\$477,344	\$519,927	\$525,306
Continuing Appropriation:						
Permanent	32.5	40	40	(648,230)	843,792	858,786
Temporary Help	21.4	20	20	(345,290)	255,328	255,328
Overtime	-	-	-	(5,225)	955	955
Totals	53.9	60	60	\$998,745	\$1,100,075	\$1,115,069
Totals, Division Of Animal Indus- try	253	307.4	307.4	\$5,919,003	\$7,107,231	\$7,234,686
Division Of Marketing Services						
Administration:						
C.E.A. III	1	1	1	3,357-4,464	53,568	53,568
Special Asst	1	1	1	3,128-3,780	45,360	45,360
Sr Acctg Off-Specialist	1	1	1	2,197-2,651	31,812	31,812
Assoc Gov Prog Analyst	-	1	1	2,197-2,651	27,000	28,308
Exec Secty I	1	1	1	1,389-1,653	17,958	18,729
Temporary Help	-	1.1	1.1	-	13,051	13,051
Totals	4	6.1	6.1	\$143,772	\$188,749	\$190,828
Bureau Of Agricultural Statistics:						
Sr Agric Economist	1	1	1	2,651-3,200	35,790	37,512
Assoc Agric Economist	0.5	1	1	2,197-2,651	27,000	28,308
Assoc DP Analyst	1	1	1	2,197-2,651	31,690	31,812
Asst Agric Economist	0.5	-	-	1,827-2,197	-	-
Ofc Services Supvr II-Gen	2	2	2	1,358-1,768	38,544	38,664
Ofc Techn-Gen	1.3	2	2	1,214-1,551	33,156	33,852
Pers Asst I	2	2	2	1,126-1,551	37,224	37,224
Ofc Asst II-Typing	6.9	7	7	1,048-1,367	101,258	101,756
Ofc Asst II-Gen	1.6	1	1	1,048-1,309	13,698	14,172
Word Proc Techn	1	1	1	1,048-1,309	15,708	15,708
Key Data Opr	1	1	1	976-1,309	15,414	15,708
Ofc Asst I-Gen	-	1	1	944-1,087	11,790	12,156
Temporary Help	10.7	13.5	13.5	(126,472)	157,364	157,364
Overtime	-	-	-	(238)	-	-
Totals	29.5	33.5	33.5	\$454,894	\$518,636	\$524,236
Bureau Of Market News:						
Bur Chief	0.9	1	1	3,128-3,780	42,055	44,108
Prog Supvr-Market News	1.6	2	2	2,651-3,200	64,386	67,482
Sr Marketing Specialist	14.8	17	17	2,098-2,529	499,402	505,000
Asst Agric Economist	1	1	1	1,827-2,197	26,364	26,364
Marketing Specialist	9.4	10	10	1,401-2,098	214,779	224,055
Supvng TWX Opr II	1	1	1	1,421-1,690	20,280	20,280
Ofc Services Supvr I-Typing	1	1	1	1,214-1,551	17,100	17,100
Ofc Techn-Typing	3.2	3	3	1,214-1,551	46,828	47,364
Sr Acct Clk	1	2	2	1,214-1,551	31,668	32,220

8570 DEPARTMENT OF FOOD AND AGRICULTURE—Continued

ORGANIZATIONAL UNIT	NUMBER OF POSITIONS			EXPENDITURES			
	Classification	Filled 1983-84	Authorized 1984-85	Proposed 1985-86	Actual 1983-84	Estimated 1984-85	Proposed 1985-86
					SALARY RANGE		
Ofc Asst II-Typing	15.9	16	16	1,048-1,367	225,984	229,056	
Word Proc Techn	1	1	1	1,048-1,309	15,708	15,708	
TWX Opr	0.5	1	1	1,126-1,309	13,812	14,304	
Ofc Asst I-Typing	0.3	2	2	976-1,126	24,216	24,993	
Temporary Help	2.3	3.7	3.7	(27,785)	43,437	43,437	
Overtime	-	-	-	(200)	-	-	
Totals	53.9	61.7	61.7	\$1,124,806	\$1,286,019	\$1,311,471	
Bureau Of Marketing:							
Sr Agric Economist	0.9	1	1	2,651-3,200	38,400	38,400	
Assoc Agric Economist	2.1	2	2	2,197-2,651	55,060	57,736	
Asst Agric Economist	-	1	1	1,827-2,197	21,924	22,944	
Ofc Asst II-Typing	0.8	1	1	1,048-1,367	13,304	13,736	
Ofc Asst I-Gen	0.2	-	-	944-1,087	-	-	
Temporary Help	-	0.7	0.7	-	8,248	8,248	
Totals	4	5.7	5.7	\$101,941	\$136,936	\$141,064	
Direct Marketing:							
Direct Marketing Specialist	4.2	6	6	1,407-2,197	143,181	148,434	
Secty	0.3	1	1	1,236-1,512	14,832	15,396	
Agric Marketing Techn	1	1	1	1,135-1,498	17,042	17,771	
Temporary Help	4.4	3	3	(52,256)	34,867	34,867	
Overtime	-	-	-	(1,770)	-	-	
Totals	9.9	11	11	\$173,795	\$209,922	\$216,468	
Bureau Of Market Enforcement:							
Bur Chief	1	1	1	3,128-3,780	45,360	45,360	
Regional Administrator	3.2	3	3	2,319-2,799	97,728	99,204	
Gen Auditor III	1	1	1	2,197-2,651	31,812	31,812	
Sr Special Investigator	5.6	6	6	2,113-2,546	169,337	173,208	
Special Investigator I	11.5	12	12	1,723-2,319	304,176	315,361	
Ofc Services Supvr II-Gen	1	1	1	1,358-1,768	19,332	19,332	
Mgt Services Techn	0.1	-	-	1,177-1,565	-	-	
Secty	1	1	1	1,236-1,512	17,448	17,448	
Ofc Asst II-Typing	4.1	5	5	1,048-1,367	72,400	72,840	
Acct Clk II	0.7	1	1	1,087-1,367	15,120	15,120	
Steno	1	1	1	1,029-1,339	15,396	15,396	
Ofc Asst I-Typing	1.9	2	2	976-1,126	25,362	26,188	
Temporary Help	-	1.7	1.7	(399)	19,550	19,550	
Overtime	-	-	-	(112)	-	-	
Totals	32.1	35.7	35.7	\$739,799	\$833,021	\$850,819	
Bureau Of Milk Stabilization:							
Bur Chief	1	1	1	3,128-3,780	45,360	45,360	
Special Asst	0.7	1	1	3,128-3,780	41,572	43,592	
Sr Agric Economist	1.3	1	1	2,651-3,200	34,956	36,624	
Supvng Auditor I	1	1	1	2,415-2,913	34,956	34,956	
Assoc Agric Economist	0.8	1	1	2,197-2,651	28,644	30,006	
Supvng Milk Cost Analyst	1	1	1	2,197-2,651	31,812	31,812	
Gen Auditor III	8	9	9	2,197-2,651	279,640	282,132	
Milk Cost Analyst II	5.4	8	8	1,827-2,197	189,917	196,386	
Asst Agric Economist	0.2	2	2	1,827-2,197	43,848	45,888	
Gen Auditor II	8	8	8	1,827-2,197	198,839	204,072	
Milk Production Cost Analyst	0.4	-	-	1,347-1,745	-	-	
Auditor I	1	1	1	1,407-1,673	17,929	18,704	
Sr Acct Clk	1	1	1	1,214-1,551	17,100	17,100	
Secty	0.7	1	1	1,236-1,512	17,448	17,448	
Ofc Asst II-Typing	1.5	1	1	1,048-1,367	14,568	14,568	
Acct Clk II	1.7	3	3	1,087-1,367	41,698	43,186	
Steno	0.3	1	1	1,029-1,339	13,660	14,128	
Temporary Help	0.4	0.6	0.6	(4,421)	5,319	5,319	
Overtime	-	-	-	(217)	-	-	
Totals	34.4	41.6	41.6	\$867,831	\$1,057,266	\$1,081,281	
Bureau Of Milk Mktng Enforcement:							
Regional Administrator	1	1	1	2,431-2,930	35,160	35,160	
Dist Supvr	1.6	2	2	2,215-2,669	57,250	59,536	
Gen Auditor III	1	2	2	2,197-2,651	58,176	59,448	
Assoc Govtl Prog Analyst	0.8	-	-	2,197-2,651	-	-	
Sr Investigator - Milk Marketing	3.7	-	-	1,924-2,319	-	-	
Special Investigator I	4	8	8	1,723-2,319	216,258	219,882	
Gen Auditor II	0.9	1	1	1,827-2,197	21,924	22,944	
Investigator-Marketing Enforcement ..	0.5	-	-	1,757-2,113	-	-	
Auditor I	1.7	3	3	1,407-1,673	52,657	54,952	
Ofc Techn-Gen	1	1	1	1,214-1,551	17,100	17,100	
Secty	0.6	1	1	1,236-1,512	14,832	15,396	
Steno	1.7	2	2	1,029-1,339	30,792	30,792	
Temporary Help	-	0.1	0.1	-	1,383	1,383	
Overtime	-	-	-	(433)	-	-	
Totals	18.5	21.1	21.1	\$443,219	\$505,532	\$516,593	
Bureau Of Milk Pooling:							
Bur Chief	1	1	1	3,128-3,780	45,360	45,360	
Supvng Auditor II	0.8	1	1	2,651-3,200	37,512	38,400	
Supvng Auditor I	2.5	4	4	2,415-2,913	127,872	130,608	
Staff Supvr	1	1	1	2,415-2,913	34,956	34,956	

8570 DEPARTMENT OF FOOD AND AGRICULTURE—Continued

ORCANIZATIONAL UNIT Classification	NUMBER OF POSITIONS			EXPENDITURES		
	Filled 1983-84	Authorized 1984-85	Proposed 1985-86	Actual 1983-84	Estimated 1984-85	Proposed 1985-86
				SALARY RANGE		
Gen Auditor III	6	6	6	2,197-2,651	190,872	190,872
Direct Marketing Specialist	0.3	-	-	1,407-2,197	-	-
Cen Auditor II	8.9	10	10	1,827-2,197	244,056	251,004
Ofc Services Supvr I-Typing	0.8	1	1	1,214-1,551	15,998	16,694
Secty	0.4	1	1	1,236-1,512	17,448	17,448
Ofc Asst II-Typing	1.9	2	2	1,048-1,367	27,662	28,082
Steno	0.8	1	1	1,029-1,339	14,145	14,292
Ofc Asst I-Typing	0.5	1	1	976-1,126	12,546	12,954
Temporary Help	0.1	0.9	0.9	(840)	10,450	10,450
Overtime	-	-	-	(387)	-	-
Totals	25	29.9	29.9	\$660,288	\$778,877	\$791,120
Agric Coop Bargaining:						
Sr Agric Economist.....	-	1	1	2,651-3,200	31,812	33,336
Steno.....	-	1	1	1,029-1,339	12,540	12,936
Totals	-	2	2	-	\$44,352	\$46,272
Totals, Division Of Marketing Services	211.3	248.3	248.3	\$4,710,345	\$5,559,310	\$5,670,152
Division Of Inspection Services						
Administration:						
C.E.A. III	1	1	1	3,357-4,464	53,568	53,568
Gen Auditor III	1	1	1	2,197-2,651	31,812	31,812
Secty	1	1	1	1,236-1,512	17,448	17,448
Temporary Help	-	0.8	0.8	-	13,465	13,465
Totals	3	3.8	3.8	\$99,713	\$116,293	\$116,293
Commercial Fert-Feed-Livestock:						
Unit Chief I	1	1	1	2,845-3,440	41,280	41,280
Prog Specialist - Drugs	0.9	1	1	2,360-2,845	29,552	30,973
Feed, Fert-Livestock Drugs Supvr	1.6	2	2	2,051-2,472	54,276	55,464
Registration Specialist	2.6	3	3	1,433-2,251	75,615	77,431
Fld Supvr	0.1	-	-	1,868-2,251	-	-
Feed, Fert-Livestock Drug Insp	8.3	9	9	1,433-1,959	196,016	200,709
Ofc Services Supvr I-Typing	1	1	1	1,214-1,551	16,868	17,100
Agric Services Techn II	0.1	-	-	1,135-1,498	-	-
Ofc Asst II-Typing	4.2	3.5	3.5	1,048-1,367	56,658	57,078
Ofc Asst I-Typing	-	1	1	976-1,126	12,156	12,546
Temporary Help	0.3	3	3	(4,215)	52,743	52,743
Overtime	-	-	-	(2,551)	-	-
Totals	20.1	24.5	24.5	\$433,736	\$535,164	\$545,324
Crain & Commodity Inspection:						
Unit Chief I	1	1	1	2,845-3,440	41,280	41,280
Prog Supvr-Crain Inspection	1	1	1	2,360-2,845	31,848	33,372
Grain & Commodity Supvr II	4.5	4	4	1,868-2,251	105,747	106,937
Crain & Commodity Supvr I	3	4	4	1,786-2,150	102,903	103,200
Crain & Commodity Insp	24.8	25	25	1,433-1,959	539,276	550,400
Ofc Services Supvr I-Gen	1	1	1	1,214-1,551	17,100	17,100
Ofc Techn-Typing	3	3	3	1,214-1,551	51,300	51,300
Crain & Commodity Sampler	0.4	-	-	1,269-1,498	-	-
Ofc Asst II-Typing	1.1	1	1	1,048-1,367	14,568	14,568
Ofc Asst I-Typing	-	1	1	976-1,126	12,156	12,546
Temporary Help	18	58.7	58.7	(244,200)	1,025,760	1,025,760
Overtime	-	-	-	(27,804)	-	-
Totals	57.8	99.7	99.7	\$1,144,401	\$1,941,938	\$1,956,463
Chemistry Laboratory Services:						
Chief Agric Chem Lab Services	1	1	1	3,128-3,780	45,360	45,360
Prog Supvr-Chem Lab	3.1	3	3	2,717-3,279	118,044	118,044
Agricultural Chem III-Supvr	4.8	6	6	2,303-2,778	197,984	200,016
Agric Chem III-Specialist Supvr	0.7	2	2	2,303-2,778	64,640	66,672
Agric Chem II	15.4	17	17	2,098-2,529	486,765	494,026
Agric Chem I	21.2	22	22	1,827-2,197	553,568	566,719
Bldg & Maint Worker	1	1	1	1,557-1,868	20,472	20,472
Lab Techn-Chem Analysis	9	11	11	1,491-1,786	222,751	227,652
Jr Chemist	1	2	2	1,437-1,635	36,335	37,981
Secty	1	1	1	1,236-1,512	17,448	17,448
Sr Lab Asst	2.3	3	3	1,222-1,437	49,140	49,716
Lab Asst	3.1	3	3	1,055-1,321	46,953	47,556
Temporary Help	9.1	3	3	(124,231)	49,830	49,830
Overtime	-	-	-	(645)	-	-
Totals	72.7	75	75	\$1,723,815	\$1,909,290	\$1,941,492
Avocado Certification:						
Prog Supvr Quality Control	0.2	-	-	2,360-2,845	-	-
Quality Control Supvr II	0.8	-	-	1,868-2,251	-	-
Quantity Control Specialist II	0.1	1	1	1,868-2,251	26,911	27,012
Quality Control Supvr I	0.7	-	-	1,786-2,150	-	-
Quality Control Insp	3.2	4	4	1,433-1,868	79,920	83,640
Steno	0.8	1	1	1,029-1,339	15,396	15,396
Temporary Help	6.8	6.5	6.5	(92,265)	113,635	113,635
Overtime	-	-	-	(8,880)	-	-
Totals	12.6	12.5	12.5	\$213,698	\$235,862	\$239,683

8570 DEPARTMENT OF FOOD AND AGRICULTURE—Continued

ORGANIZATIONAL UNIT Classification	NUMBER OF POSITIONS			EXPENDITURES		
	Filled 1983-84	Authorized 1984-85	Proposed 1985-86	Actual 1983-84	Estimated 1984-85	Proposed 1985-86
Fruit And Vegetable Standardization:						
Unit Chief II	1	1	1	SALARY RANGE		
Prog Supvr Quality Control	1	2	2	3,128-3,780	45,360	45,360
Quality Control Supvr II	6	6	6	2,360-2,845	62,460	63,804
Quality Control Supvr I	5	7	7	1,868-2,251	157,476	158,568
Quality Control Insp	10.3	11	11	1,786-2,150	169,117	172,184
Secty	1	1	1	1,433-1,868	233,742	239,448
Ofc Asst II-Typing	1	1	1	1,236-1,512	17,448	17,448
Steno	1.2	1.5	1.5	1,048-1,367	14,568	14,568
Temporary Help	1.8	2	2	1,029-1,339	22,953	23,094
Overtime	-	-	-	(24,223)	35,887	35,887
				(5,184)	-	-
Totals	28.3	32.5	32.5	\$641,396	\$759,011	\$770,361
Continuing Appropriation:						
Permanent	117.4	163	163	(2,619,903)	2,862,191	2,911,618
Temporary Help	218.7	241.7	241.7	(2,618,927)	3,522,560	3,522,560
Overtime	-	-	-	(1,068,961)	200,894	200,894
Totals	336.1	404.7	404.7	\$6,307,791	\$6,585,645	\$6,635,072
Totals, Division Of Inspection Services						
	530.6	652.7	652.7	\$10,564,550	\$12,083,203	\$12,204,688
Division Of Measurement Standards Administration:						
C.E.A. III	1	1	1	3,357-4,464	53,568	53,568
Asst Div Chief	1	1	1	2,778-3,357	40,284	40,284
Adm Asst II	0.9	1	1	2,197-2,651	28,308	29,664
Adm Asst I	0.1	-	-	1,827-2,303	-	-
Ofc Techn-Typing	1	1	1	1,214-1,551	17,100	17,100
Secty	0.9	1	1	1,236-1,512	17,448	17,448
Totals	4.9	5	5	\$149,407	\$156,708	\$158,064
Support Services:						
Mgr	3	3	3	2,529-3,052	109,044	109,872
Prog Supvr-Measurement Stds	1	1	1	2,431-2,930	35,160	35,160
Weights & Measures Techn III	0.5	-	-	1,959-2,360	-	-
Mgt Services Techn	0.6	1	1	1,177-1,565	18,780	18,780
Ofc Services Supvr I-Typing	1	1	1	1,214-1,551	17,100	17,100
Ofc Asst II-Typing	4.3	4.5	4.5	1,048-1,367	63,722	64,362
Steno	1	1	1	1,029-1,339	15,396	15,396
Word Processing Techn	1	1	1	1,048-1,309	15,708	15,708
Ofc Asst I-Typing	-	-	-	976-1,126	-	-
Totals	12.4	12.5	12.5	\$267,526	\$274,910	\$276,378
Quantity Control:						
Prog Supvr-Measurement Stds	1	1	1	2,431-2,930	34,767	35,160
Quantity Control Specialist II	5.5	7	7	1,868-2,251	175,842	179,124
Agric Services Techn II	1	1	1	1,135-1,498	15,852	15,852
Temporary Help	0.2	0.2	0.2	(2,582)	3,493	3,493
Totals	7.7	9.2	9.2	\$189,308	\$229,954	\$233,629
Weighing And Measuring Devices:						
Prog Supvr-Measurement Stds	2	2	2	2,431-2,930	63,318	66,396
Weights & Measures Techn III	8	9	9	1,959-2,360	244,488	248,734
Weights & Measures Techn II	7	7	7	1,630-1,959	157,040	160,018
Weights & Measures Techn I	1.5	2	2	1,433-1,706	37,256	38,760
Temporary Help	0.3	0.7	0.7	(4,100)	9,716	9,716
Totals	18.8	20.7	20.7	\$453,992	\$511,818	\$523,624
Petroleum Products:						
Supvng Special Investigator II	-	1	1	2,669-3,222	35,586	37,314
Prog Supvr-Measurement Stds	0.3	-	-	2,431-2,930	-	-
Supvng Special Investigator I	2	2	2	2,319-2,799	61,416	62,760
Sr Special Investigator	9.6	9	9	2,113-2,546	265,780	269,731
Supvng Chem	1	1	1	2,098-2,529	28,196	29,550
Special Investigator I	2	2	2	1,723-2,319	51,198	52,329
Petroleum Products Chemist	0.8	1	1	1,827-2,197	22,094	23,124
Petroleum Lab Specialist	2	2	2	1,666-1,912	43,766	45,803
Jr Chemist	0.8	1	1	1,437-1,635	17,915	18,713
Sr Lab Asst	0.4	1	1	1,222-1,437	14,664	15,228
Temporary Help	0.7	0.4	0.4	(9,542)	5,598	5,598
Totals	19.6	20.4	20.4	\$493,949	\$546,213	\$560,150
Weighmaster Enforcement:						
Prog Supvr-Measurement Stds	1	1	1	2,431-2,930	35,160	35,160
Supvng Special Investigator I	2	2	2	2,319-2,799	67,176	67,176
Sr Special Investigator	3.7	4	4	2,113-2,546	118,413	122,208
Special Investigator I	2	2	2	1,723-2,319	49,856	52,234
Temporary Help	1	0.7	0.7	(14,624)	9,132	9,132
Totals	9.7	9.7	9.7	\$255,931	\$279,737	\$285,910
Metrology:						
Prin State Metrologist	1	1	1	2,591-3,128	37,536	37,536
Weights & Measures Techn III	1	1	1	1,959-2,360	28,320	28,320
Weights & Measures Techn II	1	1	1	1,630-1,959	22,842	23,436
Weights & Measures Techn I	1	1	1	1,433-1,706	19,788	20,472
Totals	4	4	4	\$103,575	\$108,486	\$109,764
Totals, Division Of Measurement Standards						
	77.1	81.5	81.5	\$1,913,688	\$2,107,826	\$2,147,519

8570 DEPARTMENT OF FOOD AND AGRICULTURE—Continued

ORGANIZATIONAL UNIT Classification	NUMBER OF POSITIONS			EXPENDITURES		
	Filled 1983-84	Authorized 1984-85	Proposed 1985-86	Actual 1983-84	Estimated 1984-85	Proposed 1985-86
Division Of Fairs And Expositions				SALARY RANGE		
Asst Director	1	1	1	3,690-4,464	51,269	53,568
Deptl Constrn & Maint Supvr	1	1	1	2,717-3,279	39,348	39,348
Prog Administrator	1	1	1	2,717-3,279	39,348	39,348
Staff Services Mgr I	0.6	1	1	2,415-2,913	28,980	30,348
Assoc Elec Engr	1	1	1	2,360-2,845	34,140	34,140
Assoc Civil Engr	3	3	3	2,360-2,845	102,420	102,420
Assoc Pers Analyst	0.2	-	-	2,197-2,651	-	-
Assoc Budget Analyst	1	1	1	2,197-2,651	31,812	31,812
Gen Auditor III	-	1	1	2,197-2,651	26,364	27,636
Exhibit Supvr	1	1	1	2,098-2,529	30,348	30,348
Staff Services Analyst-Gen	0.4	2	2	1,407-2,197	35,780	37,272
Bus Service Asst	0.4	-	-	1,523-1,827	-	-
Pers Asst II	0.7	1	1	1,481-1,768	19,989	20,861
Exec Secty I	0.9	1	1	1,389-1,653	19,038	19,650
Pers Techn I	0.7	1	1	1,138-1,565	18,780	18,780
Pers Asst I	-	-	-	1,126-1,551	-	-
Sr Acct Clk	0.1	-	-	1,214-1,551	-	-
Ofc Asst II-Typing	2.6	3	3	1,048-1,367	43,704	43,704
Temporary Help	0.9	0.7	0.7	(15,422)	10,081	10,081
Overtime	-	-	-	(3,568)	-	-
Totals	16.5	19.7	19.7	\$455,722	\$531,401	\$539,316
TOTALS, AUTHORIZED POSITIONS	2078.5	2299.7	2291.7	\$43,878,000	\$48,578,041	\$49,254,613
Regular/Ongoing Positions	1,488.5	1,697	1,689	34,733,784	39,772,371	40,448,943
Temporary Help	590	602.7	602.7	7,572,039	8,580,801	8,580,801
Overtime	-	-	-	1,572,177	224,869	224,869
Continuously vacant position abolished by the State Controller:						
Vet Medical Off III-Animal Health	-	1	1	2,591-3,128	-	-

8620 FAIR POLITICAL PRACTICES COMMISSION *

ORGANIZATIONAL UNIT	NUMBER OF POSITIONS			EXPENDITURES		
	Filled 1983-84	Authorized 1984-85	Proposed 1985-86	Actual 1983-84	Estimated 1984-85	Proposed 1985-86
				SALARY RANGE		
Commissioners (4) per diem	-	-	-	\$100/day	\$28,000	\$28,000
Chairman	1	1	1	60,700	60,700	60,700
Exec Director	1	1	1	4,406	52,872	52,872
Counsel II	2	2	2	3,128-4,156	90,186	90,720
Gen Counsel	0.9	1	1	3,440-4,156	49,872	49,872
C.E.A. II	1.4	1	1	3,052-4,057	48,684	48,684
Div Chief	1	1	1	2,913-3,518	42,216	42,216
Counsel I	2.7	4	4	2,845-3,440	141,252	148,114
Chief Investigator	1	1	1	2,669-3,222	38,586	38,664
Leg Coordinator	-	1	1	2,651-3,200	38,400	38,400
New Prog Consultant	0.4	-	-	2651-3200	-	-
Staff Services Mgr II-Managerial	0.2	1	1	2,651-3,200	38,400	38,400
Staff Services Mgr II-Supvry	0.8	-	-	2,651-3,200	-	-
Acctg Specialist	0.1	-	-	2,415-2,913	-	-
Political Reform Consultant II	2.9	3	3	2,415-2,913	98,724	101,938
Special Asst To Chairperson	1	1	1	2,542-2,664	31,968	31,968
Assoc Govtl Prog Analyst FPPC	0.9	1	1	2,197-2,651	30,234	31,690
Political Reform Consultant I	1.9	3	3	2,197-2,651	81,424	85,372
Gen Auditor III	0.8	1	1	2,197-2,651	30,234	31,690
Legal Counsel	1	-	-	2,051-2,591	-	-
Investigator II	3.5	4	4	2,113-2,546	114,124	117,268
Investigator I	0.3	1	1	1,924-2,319	23,840	24,976
Adm Asst	1	1	1	1,827-2,197	24,888	26,067
Staff Services Analyst	1.2	1	1	1,407-2,197	26,364	26,364
Legal Documents Examiner	2	2	2	1,544-1,854	43,808	44,496
Sr Legal Steno	1	1	1	1,331-1,729	18,144	18,924
Sr Legal Typist	1.8	2	2	1,331-1,729	37,406	37,796
Tech Asst II	2.8	3	3	1,358-1,611	53,363	54,815
Office Techn-Typing	1.2	2	2	1,214-1,551	30,450	31,698
Legal Typist	1	1	1	1,191-1,517	16,740	16,740
Mach Opr III-Gen	0.9	1	1	1,222-1,437	17,244	17,244
Tech Asst I	1	1	1	1,214-1,425	15,659	16,346
Mach Opr II-Gen	0.1	-	-	1,177-1,376	-	-
Office Asst II-Typing	0.4	2	2	1,048-1,367	28,179	28,599
Steno	1	1	1	1,029-1,339	14,427	14,973
Office Asst I-Gen	0.6	1	1	944-1,087	11,790	12,156
Temporary Help	2.9	1.8	1.8	(41,821)	22,621	22,621
Overtime	-	-	-	(8,008)	8,653	8,653
TOTALS, AUTHORIZED POSITIONS	43.7	48.8	48.8	\$1,219,527	\$1,409,452	\$1,439,036
Regular/Ongoing Positions	40.8	47	47	1,166,502	1,378,178	1,407,762
Temporary Help	2.9	1.8	1.8	43,692	22,621	22,621
Overtime	-	-	-	9,333	8,653	8,653

*The Salary Range and the amounts shown in 1984-85 and 1985-86 for this department do not reflect the 1984-85 fiscal year salary increase adjustment. This adjustment is reflected in the departmental Summary by Object of the Governor's Budget.

8660 PUBLIC UTILITIES COMMISSION *

ORGANIZATIONAL UNIT	NUMBER OF POSITIONS			EXPENDITURES		
	Classification	Filled 1983-84	Authorized 1984-85	Proposed 1985-86	Actual 1983-84	Estimated 1984-85
Executive Division						
				SALARY RANGE		
President	1	1	1	\$65,000	\$65,000	\$65,000
Commissioner	4	4	4	63,000	252,000	252,000
Exec Director	1	1	1	4,833	57,996	57,996
C.E.A. IV	1	1	1	3,618-4,680	56,160	56,160
C.E.A. III	1	1	1	3,357-4,464	53,568	53,568
C.E.A. II	6.5	7	7	3,052-4,057	307,392	320,023
Research Specialist II	0.1	-	-	2,778-3,357	-	-
Regulatory Prog Spec II-Policy	0.8	1	1	2,651-3,200	38,104	38,400
Staff Services Mgr II-Supvy	1	1	1	2,651-3,200	38,400	38,400
Regulatory Prog Spec I-Policy	2.2	2	2	2,415-2,913	62,950	65,398
Staff Services Mgr I	1	1	1	2,415-2,913	34,281	34,956
Assoc Govtl Analyst	1	1	1	2,197-2,651	31,812	31,812
Asst Utilities Engr	0.5	1	1	1,959-2,360	26,204	27,448
Regulatory Analyst I	0.2	-	-	1,407-2,197	-	-
Staff Services Analyst-Gen	0.8	1	1	1,407-2,197	23,784	24,909
Consumer Affairs Rep	1	-	-	1,706-2,051	-	-
Exec Secty II	4.5	5	5	1,512-1,809	106,188	107,964
Exec Secty I	2.4	2	2	1,389-1,653	37,851	38,661
Secty	1	1	1	1,236-1,512	17,448	17,448
Ofc Asst II-Typing	1	1	1	1,048-1,367	13,964	14,480
Word Processing Techn	-	1	1	1,048-1,309	15,365	15,708
Temporary Help	5.5	5	5	(145,724)	141,196	141,196
Totals	37.5	38	38	\$1,120,543	\$1,379,663	\$1,401,527
Public Affairs Office:						
C.E.A. I	1	1	1	2,778-3,690	44,280	44,280
Info Off II	1	1	1	2,651-3,200	35,929	37,660
Consumer Affairs Mgr	1	1	1	2,529-3,052	35,651	36,624
Info Off I	1.9	2	2	2,197-2,651	60,568	61,932
Consumer Affairs Supvr	3.7	4	4	2,197-2,651	120,342	123,180
Staff Services Analyst-Gen	1	1	1	1,407-2,197	25,869	26,364
Consumer Affairs Rep	16.1	19	19	1,706-2,051	427,601	441,808
Ofc Services Supvr II-Gen	1	1	1	1,358-1,768	19,332	19,332
Editorial Techn	1	1	1	1,407-1,673	19,835	20,062
Mgt Services Techn	1	1	1	1,177-1,565	18,780	18,780
Ofc Techn-Typing	1.9	2	2	1,214-1,551	31,852	32,416
Secty	1	1	1	1,236-1,512	17,448	17,448
Ofc Asst II-Typing	1.6	3	3	1,048-1,367	42,622	43,272
Totals	33.2	38	38	\$768,465	\$900,109	\$923,158
Totals, Executive Division	70.7	76	76	\$1,889,008	\$2,279,772	\$2,324,685
Management Services Division						
General:						
Staff Services Mgr II-Supry	1	1	1	2,651-3,200	38,400	38,400
Staff Services Mgr I	1	1	1	2,415-2,913	34,821	34,956
Assoc Mgt Analyst	1.9	2	2	2,197-2,651	60,023	61,364
Bus Services Off II	0.5	1	1	2,002-2,415	28,196	28,980
Sr Graphic Artist	1	1	1	1,868-2,251	27,012	27,012
Bus Services Off I	0.5	-	-	1,827-2,197	-	-
Staff Services Analyst-Gen	0.1	-	-	1,407-2,197	-	-
Sr Delineator	1	1	1	1,786-2,150	25,800	25,800
Ofc Services Supvr III-Gen	2	2	2	1,544-1,854	44,496	44,496
Materials & Stores Supvr I	1	1	1	1,401-1,827	19,992	19,992
Bus Services Asst	1	1	1	1,523-1,827	21,282	21,825
Ofc Services Supvr II-Gen	1.3	2	2	1,358-1,768	37,419	38,484
Sr Legal Typist	1	1	1	1,331-1,729	20,368	20,748
Sr Legal Steno	1	1	1	1,331-1,729	20,748	20,748
Warehouse Worker	1	1	1	1,401-1,666	18,276	18,276
Exec Secty I	1	1	1	1,389-1,653	19,836	19,836
Mgt Services Techn	1.8	2	2	1,177-1,565	37,560	37,560
Sr Mach Opr	1	1	1	1,317-1,557	18,684	18,684
Ofc Services Supvr I-Gen	1.7	1	1	1,214-1,551	15,074	15,659
Ofc Techn-Typing	3.8	4	4	1,214-1,551	66,834	68,226
Ofc Techn-Gen	1.4	1	1	1,214-1,551	15,659	16,346
Secty	0.8	1	1	1,236-1,512	16,628	17,330
Sr Steno	1.1	1	1	1,236-1,512	17,448	17,448
Sr Word Processing Techn	1	1	1	1,260-1,486	17,832	17,832
Mach Opr II-Gen	2	2	2	1,177-1,376	32,914	33,024
Ofc Asst II-Typing	10.3	12	12	1,048-1,367	169,539	172,162
Acct Clk II	0.6	-	-	1,087-1,367	-	-
Steno.....	1.2	2	2	1,029-1,339	30,792	30,792
Mach Opr I-Gen	1.8	2	2	1,135-1,321	30,362	31,600
Ofc Asst II-Gen	4.8	5	5	1,048-1,309	71,469	72,274
Word Processing Techn	6.9	7	7	1,048-1,309	109,662	109,956

*The Salary Range and the amounts shown in 1984-85 and 1985-86 for this department do not reflect the 1984-85 fiscal year salary increase adjustment. This adjustment is reflected in the departmental Summary by Object of the Governor's Budget.

8660 PUBLIC UTILITIES COMMISSION—Continued

ORGANIZATIONAL UNIT Classification	NUMBER OF POSITIONS			EXPENDITURES		
	Filled 1983-84	Authorized 1984-85	Proposed 1985-86	Actual 1983-84	Estimated 1984-85	Proposed 1985-86
				SALARY RANGE		
Mach Opr Trainee-Gen.....	0.2	-	-	1,018-1,177	-	-
Ofc Asst I-Typing.....	0.1	-	-	976-1,126	-	-
Overtime.....	-	-	-	2,682	11,494	11,494
Totals.....	56.8	59	59	\$992,390	\$1,078,620	\$1,091,304
Personnel:						
Staff Services Mgr III.....	1	1	1	2,913-3,518	42,216	42,216
Staff Services Mgr I.....	3	3	3	2,415-2,913	104,328	104,868
Assoc Pers Analyst.....	2	2	2	2,197-2,651	61,574	63,258
Assoc Budget Analyst.....	1.3	2	2	2,197-2,651	55,102	57,750
Staff Services Analyst-Gen.....	0.8	-	-	1,407-2,197	-	-
Pers Techn II.....	0.9	1	1	1,523-1,827	21,924	21,924
Pers Asst II.....	2	2	2	1,481-1,768	41,964	42,432
Pers Techn I.....	0.3	1	1	1,138-1,565	15,871	15,924
Pers Asst I.....	2.8	3	3	1,126-1,551	50,928	53,280
Secty.....	0.2	-	-	1,236-1,512	-	-
Ofc Asst II-Typing.....	0.1	2	2	1,048-1,367	27,547	28,117
Steno.....	1.6	1	1	1,029-1,339	15,396	15,396
Ofc Asst I-Gen.....	0.6	-	-	944-1,087	-	-
Totals.....	16.6	18	18	\$384,665	\$436,850	\$445,165
Fiscal:						
Sr Acctg Off-Supvr.....	0.7	1	1	2,197-2,651	27,212	28,532
Acctg Off-Supvr.....	0.3	-	-	1,827-2,197	-	-
Acctg Off.....	1.3	1	1	1,827-2,197	26,364	26,364
Accountant I-Supvr.....	-	1	1	1,401-1,666	18,480	19,317
Accountant I-Specialist.....	-	1	1	1,401-1,666	18,480	19,317
Supvng Acct Clk I.....	1	-	-	1,358-1,611	-	-
Sr Acct Clk.....	1	1	1	1,214-1,551	16,172	16,868
Acctg Techn.....	1.8	2	2	1,214-1,551	32,612	33,272
Ofc Techn-Cashiering.....	1	1	1	1,214-1,425	17,100	17,100
Ofc Services Supvr I-Cashiering.....	0.9	1	1	1,214-1,425	16,984	17,100
Ofc Asst II-Typing.....	0.5	1	1	1,048-1,367	13,199	13,622
Acct Clk II.....	3.4	4	4	1,087-1,367	56,596	58,074
Ofc Asst II-Gen.....	0.2	1	1	1,048-1,309	15,120	15,708
Calculating Mach Opr.....	1	1	1	1,126-1,309	15,708	15,708
Totals.....	13.1	16	16	\$220,731	\$274,027	\$280,982
Data Processing:						
DP Mgr III.....	0.8	1	1	2,913-3,518	41,894	42,216
Sr Programmer Analyst.....	1	1	1	2,651-3,200	38,400	38,400
DP Mgr II.....	1.8	2	2	2,651-3,200	76,208	76,800
Staff Programmer Analyst.....	1.2	2	2	2,415-2,913	65,656	68,832
Staff DP Analyst.....	1.5	2	2	2,415-2,913	66,254	68,038
DP Mgr I.....	1.3	1	1	2,415-2,913	33,082	34,686
Staff Services Mgr I.....	1	1	1	2,415-2,913	34,956	34,956
Assoc DP Analyst.....	1.3	1	1	2,197-2,651	31,812	31,812
Assoc Systems Software Specialist.....	0.3	-	-	2,197-2,651	-	-
Assoc Programmer Analyst.....	3.3	3	3	2,197-2,651	92,410	95,070
DP Techn Supvr II.....	0.2	-	-	2,098-2,529	-	-
Programmer II.....	4.5	4	4	1,827-2,197	97,716	101,124
Staff Services Analyst-Gen.....	0.4	1	1	1,407-2,197	22,009	23,034
Computer Operations Supvr I.....	-	1	1	1,745-2,098	20,940	21,924
Programmer I.....	1.8	2	2	1,407-1,827	43,527	43,839
Ofc Services Supvr II-Gen.....	0.1	-	-	1,358-1,768	-	-
Sr Computer Opr.....	1.8	1	1	1,462-1,745	17,849	18,616
Sr DP Techn.....	1.2	2	2	1,462-1,745	38,430	39,420
Mgt Services Techn.....	0.1	1	1	1,177-1,565	15,169	15,766
Ofc Techn-Typing.....	1	1	1	1,214-1,551	16,810	17,100
DP Techn.....	3.6	3	3	1,198-1,523	52,511	53,699
Computer Opr.....	1	1	1	1,198-1,523	14,904	15,480
Key Data Supvr I.....	0.3	1	1	1,260-1,486	16,578	17,283
Ofc Asst II-Typing.....	0.9	-	-	1,048-1,367	-	-
Key Data Opr.....	4.1	4	4	976-1,309	63,664	63,664
Totals.....	34.5	36	36	\$812,837	\$900,779	\$921,759
Reporting Unit:						
Chief Hearing Reporter.....	1	1	1	2,778-3,357	33,336	34,956
Sr Hearing Reporter.....	1	1	1	2,529-3,052	34,572	36,624
Hearing Reporter.....	7.6	8	8	2,303-2,778	260,988	262,332
Supvng Hearing Transcriber-Typist.....	1	1	1	1,421-1,690	19,464	20,280
Sr Hearing Transcriber-Typist.....	0.9	1	1	1,305-1,544	18,470	18,528
Hearing Transcriber-Typist.....	8.1	8	8	1,214-1,425	136,800	136,800
Overtime.....	-	-	-	(316,469)	282,392	282,392
Totals.....	19.6	20	20	\$806,752	\$786,022	\$791,912
Totals, Management Services Division.....	140.6	149	149	\$3,217,375	\$3,476,298	\$3,531,122
Policy And Planning Division						
C.E.A. III.....	0.9	1	1	3,357-4,464	44,108	46,249
Regulatory Prog Spec III-Policy.....	0.7	1	1	2,913-3,518	36,920	38,714
Regulatory Prog Spec II-Policy.....	0.3	1	1	2,651-3,200	31,812	33,336
Regulatory Prog Spec I-Policy.....	3	5	5	2,415-2,913	156,302	161,522
Research Prog Spec I-Economics.....	0.4	-	-	2,415-2,913	-	-
Regulatory Analyst II.....	1.3	2	2	2,197-2,651	54,424	57,064

8660 PUBLIC UTILITIES COMMISSION—Continued

ORGANIZATIONAL UNIT Classification	NUMBER OF POSITIONS			EXPENDITURES		
	Filed 1983-84	Authorized 1984-85	Proposed 1985-86	Actual 1983-84	Estimated 1984-85	Proposed 1985-86
				SALARY RANGE		
Research Analyst II-Gen	0.2	-	-	2,197-2,651	-	-
Regulatory Analyst I	0.7	-	-	1,407-2,197	-	-
Exec Secty I	0.9	1	1	1,389-1,653	17,217	17,958
Ofc Asst II-Typing	0.1	1	1	1,048-1,367	13,199	13,622
Steno.....	0.8	1	1	1,029-1,339	15,396	15,396
Totals, Policy and Planning Division	9.3	13	13	\$253,282	\$369,378	\$383,861
Utilities Division						
Administration:						
C.E.A. IV	1	1	1	3,618-4,680	50,070	52,523
Asst Director-Engrng	1.9	2	2	3,690-4,464	107,136	107,136
Adm Asst II.....	1	1	1	2,197-2,651	28,644	30,006
Ofc Services Supvr III-Gen	1	1	1	1,544-1,854	22,248	22,248
Exec Secty I	1	1	1	1,389-1,653	19,836	19,836
Ofc Techn-Typing.....	1.1	3	3	1,214-1,551	50,482	51,210
Sr Steno	1	1	1	1,236-1,512	14,832	15,396
Ofc Asst II-Typing	3.9	3	3	1,048-1,367	43,008	44,004
Steno.....	1.3	1	1	1,029-1,339	15,396	15,396
Ofc Asst I-Typing	0.1	2	2	976-1,126	24,344	25,125
Totals	13.3	16	16	\$323,949	\$375,996	\$382,880
Rate Design And Economics:						
Prin Utilities Engr	0.9	1	1	3,440-4,156	49,679	49,872
Supvng Utilities Engr	2	2	2	3,128-3,780	90,720	90,720
Regulatory Prog Spec III-Economics ..	1	1	1	2,913-3,518	42,216	42,216
Sr Utilities Engr	2.1	3	3	2,717-3,279	118,044	118,044
Regulatory Prog Spec II-Economics	1.3	2	2	2,651-3,200	71,214	74,190
Research Prog Spec II-Economics	1.2	1	1	2,651-3,200	38,400	38,400
Research Prog Specialist I	0.4	1	1	2,415-2,913	30,470	31,939
Assoc Utilities Engr	3.4	3	3	2,360-2,845	98,658	100,128
Regulatory Analyst II	0.5	1	1	2,197-2,651	26,364	27,636
Research Analyst II-Economics	2.7	3	3	2,197-2,651	92,268	93,630
Asst Utilities Engr	0.9	1	1	1,959-2,360	24,336	25,503
Regulatory Analyst I	1.4	1	1	1,407-2,197	16,884	17,604
Jr Utilities Engr	0.2	-	-	1,750-2,011	-	-
Mgt Services Techn	3	3	3	1,177-1,565	56,340	56,340
Ofc Techn-Typing	1	1	1	1,214-1,551	17,100	17,100
Secty	0.1	-	-	1,236-1,512	-	-
Steno.....	1	1	1	1,029-1,339	15,396	15,396
Totals	23.1	25	25	\$689,184	\$788,089	\$798,718
Hydraulic:						
Prin Utilities Engr	1	1	1	3,440-4,156	47,373	49,679
Supvng Utilities Engr	3	3	3	3,128-3,780	125,634	129,534
Sr Utilities Engr	4.5	5	5	2,717-3,279	193,623	195,381
Assoc Utilities Engr	9.8	11	11	2,360-2,845	367,176	370,240
Asst Utilities Engr	3.5	3	3	1,959-2,360	80,235	82,719
Regulatory Analyst I	0.4	1	1	1,407-2,197	22,264	23,304
Jr Utilities Engr	1.1	1	1	1,750-2,011	21,850	22,880
Mgt Services Techn	1	1	1	1,177-1,565	18,780	18,780
Ofc Techn-Typing	1	1	1	1,214-1,551	16,810	17,100
Secty	0.7	-	-	1,236-1,512	-	-
Steno.....	1	2	2	1,029-1,339	30,792	30,792
Totals	27	29	29	\$845,980	\$924,537	\$940,409
Resource Planning And Projects:						
Prin Utilities Engr	1	1	1	3,440-4,156	49,872	49,872
Supvng Utilities Engr	2	2	2	3,128-3,780	90,720	90,720
Envirntl Prog Mgr I	1	1	1	2,983-3,602	43,224	43,224
Regulatory Prog Spec III-Economics ..	0.5	1	1	2,913-3,518	42,216	42,216
Sr Utilities Engr	3	3	3	2,717-3,279	117,591	118,044
Regulatory Prog Spec II-Economics	0.1	1	1	2,651-3,200	31,812	33,336
Research Prog Spec II-Economics	1	1	1	2,651-3,200	36,068	37,808
Envirntl Specialist IV	0.1	-	-	2,591-3,128	-	-
Regulatory Prog Spec I-Economics	0.8	1	1	2,415-2,913	30,006	31,446
Assoc Utilities Engr	1.3	1	1	2,360-2,845	34,140	34,140
Envirntl Specialist III	0.8	1	1	2,251-2,717	32,604	32,604
Regulatory Analyst II	0.4	1	1	2,197-2,651	26,364	27,636
Research Analyst II-Economics	1.8	2	2	2,197-2,651	60,456	61,818
Asst Utilities Engr	0.7	1	1	1,959-2,360	24,336	25,503
Regulatory Analyst I	0.5	-	-	1,407-2,197	-	-
Jr Utilities Engr	0.2	1	1	1,750-2,011	21,170	22,192
Mgt Services Techn	0.9	1	1	1,177-1,565	16,127	16,817
Secty	0.6	1	1	1,236-1,512	14,832	15,396
Ofc Asst II-Typing	0.3	1	1	1,048-1,367	14,480	15,028
Steno.....	0.4	-	-	1,029-1,339	-	-
Temporary Help	-	1	1	-	23,542	23,542
Totals	17.4	22	22	\$610,351	\$709,560	\$721,342
Energy Conservation:						
Prin Utilities Engr	1	1	1	3,440-4,156	49,872	49,872
Research Specialist III	1	1	1	3,200-3,869	46,428	46,428
Supvng Utilities Engr	4	4	4	3,128-3,780	181,440	181,440
Sr Utilities Engr	5.7	5	4	2,717-3,279	194,638	157,090

8660 PUBLIC UTILITIES COMMISSION—Continued

ORGANIZATIONAL UNIT	NUMBER OF POSITIONS			EXPENDITURES		
	Filed 1983-84	Authorized 1984-85	Proposed 1985-86	Actual 1983-84	Estimated 1984-85	Proposed 1985-86
SALARY RANGE						
Regulatory Prog Spec II-Economics	0.8	1	1	2,651-3,200	34,551	36,207
Regulatory Prog Spec I-Economics	0.6	1	1	2,415-2,913	32,701	34,281
Research Prog Spec I-Economics	0.8	1	1	2,415-2,913	28,980	30,348
Research Prog Specialist I	1	1	1	2,415-2,913	34,956	34,956
Assoc Utilities Engr ¹	2.6	3	2	2,360-2,845	96,600	63,804
Regulatory Analyst II ²	2.4	3	1	2,197-2,651	86,236	31,812
Research Analyst II-Gen	0.4	-	-	2,197-2,651	-	-
Asst Utilities Engr	0.8	1	1	1,959-2,360	24,336	25,503
Regulatory Analyst I	0.3	-	-	1,407-2,197	-	-
Research Analyst I-Economics	0.4	-	-	1,407-2,197	-	-
Jr Utilities Engr ¹	0.4	2	1	1,750-2,011	42,170	22,200
Ofc Techn-Typing	1	1	1	1,214-1,551	17,100	17,100
Secty	0.9	1	1	1,236-1,512	17,448	17,448
Totals	24.1	26	21	\$824,405	\$887,456	\$748,309
Energy Service And Safety:						
Prin Utilities Engr	1	1	1	3,440-4,156	49,872	49,872
Supvng Utilities Engr	1	1	1	3,128-3,780	45,360	45,360
Sr Utilities Engr	2	2	2	2,717-3,279	75,434	77,186
Assoc Utilities Engr	5.8	6	6	2,360-2,845	204,840	204,840
Research Analyst II-Gen	1	1	1	2,197-2,651	29,892	31,324
Asst Utilities Engr	4.1	5	5	1,959-2,360	139,080	140,292
Secty	1	1	1	1,236-1,512	17,448	17,448
Ofc Asst II-Typing	0.9	1	1	1,048-1,367	15,120	15,120
Totals	16.8	18	18	\$597,324	\$577,046	\$581,442
Fuels And Operations:						
Prin Utilities Engr	1	1	1	3,440-4,156	49,872	49,872
Supvng Utilities Engr	3	3	3	3,128-3,780	133,102	135,546
Regulatory Prog Spec III-Economics ..	0.6	1	1	2,913-3,518	35,929	37,660
Sr Utilities Engr	3.5	5	5	2,717-3,279	193,611	195,683
Regulatory Prog Spec II-Economics	0.3	1	1	2,651-3,200	35,512	37,216
Research Prog Spec II-Economics	1	1	1	2,651-3,200	38,400	38,400
Research Prog Spec I-Economics	0.7	1	1	2,415-2,913	28,980	30,348
Assoc Utilities Engr	1.8	2	2	2,360-2,845	62,460	63,804
Regulatory Analyst II	2.3	3	3	2,197-2,651	89,258	92,034
Research Analyst II-Economics	0.3	-	-	2,197-2,651	-	-
Asst Utilities Engr	2	2	2	1,959-2,360	56,640	56,640
Regulatory Analyst I	0.4	-	-	1,407-2,197	-	-
Mgt Services Techn	1	1	1	1,177-1,565	18,780	18,780
Secty	0.9	1	1	1,236-1,512	17,448	17,448
Ofc Asst II-Typing	1	1	1	1,048-1,367	15,120	15,120
Totals	19.8	23	23	\$644,689	\$775,112	\$788,551
Totals, Utilities Division	141.5	159	154	\$4,535,882	\$5,037,796	\$4,961,651
Revenue Requirements Division						
C.E.A. IV	1	1	1	3,618-4,680	56,160	56,160
Asst Director-Engrng	1	1	1	3,690-4,464	53,568	53,568
Asst Director-Finance	1	1	1	3,518-4,255	51,060	51,060
Prin Utilities Engr	1.9	2	2	3,440-4,156	99,551	99,744
Supvng Utilities Engr	4	4	4	3,128-3,780	176,844	181,084
Prin Financial Examiner	5	6	6	3,052-3,690	261,684	263,616
Regulatory Prog Spec III-Policy	0.6	-	-	2,913-3,518	-	-
Regulatory Prog Spec III-Finance	0.4	1	1	2,913-3,518	42,216	42,216
Regulatory Prog Spec III-Economics ..	0.8	1	1	2,913-3,518	41,894	42,216
Research Mgr III-Gen	0.5	1	1	2,913-3,518	41,250	42,216
Sr Utilities Engr	10.9	11	11	2,717-3,279	423,112	426,412
Financial Examiner IV ⁽¹⁾	12	13	12	2,651-3,200	479,148	450,778
Regulatory Prog Spec II-Economics	0.4	1	1	2,651-3,200	32,447	34,011
Research Mgr II-Economics	0.5	-	-	2,651-3,200	-	-
Regulatory Prog Spec I-Economics	0.4	-	-	2,415-2,913	-	-
Research Prog Spec I-Economics	1.8	2	2	2,415-2,913	63,936	65,304
Assoc Utilities Engr	14.5	15	15	2,360-2,845	490,584	497,268
Financial Examiner III ⁽¹⁾	21.5	25	24	2,197-2,651	742,310	731,764
Regulatory Analyst II	1.1	2	2	2,197-2,651	54,106	56,728
Assoc Govtl Prog Analyst	1	1	1	2,197-2,651	31,812	31,812
Research Analyst II-Economics	1.8	2	2	2,197-2,651	58,538	61,338
Asst Utilities Engr	4.3	7	7	1,959-2,360	185,874	192,984
Asst Engrng Specialist-Utilities	2	-	-	1,959-2,360	-	-
Financial Examiner II	5.7	6	6	1,827-2,197	141,417	147,792
Regulatory Analyst I	0.7	4	4	1,407-2,197	83,343	87,206
Research Analyst I-Economics	2.7	1	1	1,407-2,197	23,754	24,888
Jr Utilities Engr	0.5	2	2	1,750-2,011	42,340	44,384
Auditor I	1.5	5	5	1,407-1,673	89,060	92,944
Exec Secty I	0.8	1	1	1,389-1,653	18,825	19,635
Mgt Services Techn	2	3	3	1,177-1,565	48,085	49,210
Ofc Techn-Typing	2.1	2	2	1,214-1,551	34,200	34,200
Ofc Techn-Gen	0.6	1	1	1,214-1,551	15,463	16,114
Sr Acct Clk	1.2	1	1	1,214-1,551	16,810	17,100
Secty	3	3	3	1,236-1,512	52,228	52,344
Ofc Asst II-Typing	2.1	2	2	1,048-1,367	29,204	29,688
Steno	0.7	1	1	1,029-1,339	14,982	15,327
Ofc Asst II-Gen	1	-	-	1,048-1,309	-	-
Totals, Revenue Requirements Division	113	129	127	\$3,474,363	\$3,995,805	\$4,011,111

8660 PUBLIC UTILITIES COMMISSION—Continued

ORGANIZATIONAL UNIT	NUMBER OF POSITIONS			EXPENDITURES		
	Filled 1983-84	Authorized 1984-85	Proposed 1985-86	Actual 1983-84	Estimated 1984-85	Proposed 1985-86
Transportation Division						
Administration:						
C.E.A. IV	1	1	1	3,618-4,680	55,728	56,160
Asst Div Chief	1	1	1	3,690-4,464	53,568	53,568
Sr Transp Rate Expert	1	1	1	2,529-3,052	36,624	36,624
Assoc Govtl Prog Analyst	-	1	1	2,197-2,651	26,364	27,636
Staff Services Analyst-Gen	0.3	-	-	1,407-2,197	-	-
Exec Secty I	0.6	1	1	1,389-1,653	18,618	19,434
Secty	0.5	1	1	1,236-1,512	17,448	17,448
Sr Steno	0.3	-	-	1,236-1,512	-	-
Totals	4.7	6	6	\$171,607	\$208,350	\$210,870
Highspeed Rail Passenger Project:						
Prin Transp	-	1	1	3,440-4,156	41,280	43,224
Counsel III	0.3	1	1	3,602-4,360	52,320	52,320
Supvng Transp Engr	0.3	1	1	3,128-3,780	43,062	45,182
Sr Transp Engr	-	1	1	2,717-3,279	32,604	34,140
Sr Transit Control Engr	0.3	1	1	2,717-3,279	39,348	39,348
Sr Envirntl Planner	-	1	1	2,651-3,200	31,812	33,336
Regulatory Prog Spec I-Econ	-	1	1	2,415-2,913	28,980	30,348
Mgt Services Techn	-	1	1	1,177-1,565	14,136	14,664
Ofc Asst II-Typing	-	1	1	1,048-1,367	13,164	13,584
Totals	0.9	9	9	\$33,237	\$296,706	\$306,146
Freight Economics Branch:						
Prin Transp	0.9	1	1	3,440-4,156	49,872	49,872
Supvng Transp Engr	0.9	1	1	3,128-3,780	43,062	45,182
Supvng Transp Rate Expert	1	1	1	2,913-3,518	42,216	42,216
Sr Transp Engr	3.1	3	3	2,717-3,279	118,044	118,044
Sr Transp Rate Expert	4.8	5	5	2,529-3,052	179,967	181,591
Assoc Transp Engr	4.3	4	4	2,360-2,845	130,740	132,084
Assoc Transp Rate Expert	8.9	9	9	2,197-2,651	276,882	281,400
Asst Transp Engr	3	3	3	1,959-2,360	84,960	84,960
Transp Analyst	1.7	2	2	1,407-2,197	51,444	52,629
Research Analyst I-Gen	0.1	-	-	1,407-2,197	-	-
Ofc Services Supvr II-Gen	1	1	1	1,358-1,768	19,332	19,332
Mgt Services Techn	2	2	2	1,177-1,565	37,560	37,560
Ofc Services Supvr I-Typing	1	1	1	1,214-1,551	17,100	17,100
Ofc Techn-Typing	1	2	2	1,214-1,551	32,269	32,866
Sr Acct Clk	1	1	1	1,214-1,551	17,100	17,100
Secty	0.9	1	1	1,236-1,512	17,448	17,448
Ofc Asst II-Typing	2.9	2	2	1,048-1,367	29,688	29,688
Ofc Asst I-Typing	-	-	-	976-1,126	-	-
Totals	38.5	39	39	\$1,105,951	\$1,147,684	\$1,159,072
Tariff And License Branch:						
Prin Trans	1	1	1	3,440-4,156	48,684	49,872
Supvng Trans Rep	1	1	1	2,913-3,518	42,216	42,216
Supvng Trans Rate Expert	1	1	1	2,913-3,518	42,216	42,216
Sr Transp Rep	1	1	1	2,529-3,052	36,624	36,624
Sr Transp Rate Expert	1.8	2	2	2,529-3,052	65,169	68,297
Assoc Trans Rep	2	2	2	2,197-2,651	60,680	62,046
Assoc Trans Rate Expert	10.9	11	11	2,197-2,651	330,030	338,658
Transp Analyst	11.2	12	12	1,407-2,197	262,569	272,489
Ofc Services Supvr III-Gen	1	1	1	1,544-1,854	20,280	21,216
Ofc Services Supvr II-Gen	2	2	2	1,358-1,768	38,544	38,664
Mgt Services Techn	1	1	1	1,177-1,565	17,854	18,646
Ofc Services Supvr I-Typing	3.9	5	5	1,214-1,551	83,470	84,804
Ofc Services Supvr I-Gen	2.4	3	3	1,214-1,551	51,300	51,300
Ofc Techn-Typing	4.3	5	5	1,214-1,551	83,011	84,398
Ofc Techn-Gen	3.3	2	2	1,214-1,551	34,200	34,200
Secty	0.4	1	1	1,236-1,512	15,349	16,012
Acct Clk II	4.3	4	4	1,087-1,367	58,909	59,362
Ofc Asst II-Typing	9.2	9	9	1,048-1,367	128,549	129,410
Ofc Asst II-Gen	8.5	9	9	1,048-1,309	127,012	129,880
Support Services Asst-Gen	0.3	1	1	944-1,168	11,964	12,348
Ofc Asst I-Typing	-	1	1	976-1,126	12,156	12,546
Overtime	-	-	-	(16,491)	10,594	10,594
Totals	70.5	75	75	\$1,470,365	\$1,581,380	\$1,615,798
Compliance And Enforcement Branch:						
Prin Trans	1	1	1	3,440-4,156	49,872	49,872
Supvng Trans Rep	1.8	2	2	2,913-3,518	84,432	84,432
Sr Trans Rep	6	7	7	2,529-3,052	252,802	254,700
Sr Trans Rate Expert	1	1	1	2,529-3,052	36,624	36,624
Assoc Trans Rep	31.6	32	32	2,197-2,651	985,696	999,983
Assoc Trans Rate Expert	4	3	3	2,197-2,651	93,020	95,070
Trans Analyst	28.1	34	34	1,407-2,197	752,795	779,293
Mgt Services Techn	1	2	2	1,177-1,565	31,289	32,553
Ofc Services Supvr I-Typing	0.5	-	-	1,214-1,551	-	-
Ofc Techn-Gen	2	2	2	1,214-1,551	34,200	34,200
Ofc Techn-Typing	5	5	5	1,214-1,551	85,094	85,500
Ofc Services Supvr I-Gen	0.9	1	1	1,214-1,551	15,074	15,659
Secty	8	8	8	1,236-1,512	139,944	139,944
Sr Steno	2.4	2	2	1,236-1,512	34,324	35,020

8660 PUBLIC UTILITIES COMMISSION—Continued

ORGANIZATIONAL UNIT	NUMBER OF POSITIONS			EXPENDITURES		
	Filed 1983-84	Authorized 1984-85	Proposed 1985-86	Actual 1983-84	Estimated 1984-85	Proposed 1985-86
Classification						
				SALARY RANGE		
Ofc Asst II-Typing	2.6	5	5	1,048-1,367	72,826	73,348
Steno	3	3	3	1,029-1,339	43,890	44,310
Ofc Asst II-Gen	0.1	-	-	1,048-1,309	-	-
Totals	99	108	108	\$2,540,191	\$2,711,882	\$2,760,508
Passenger Operations Branch:						
Prin Transp	1	1	1	3,440-4,156	49,872	49,872
Supvng Transp Engr	0.9	1	1	3,128-3,780	41,766	43,758
Sr Transp Engr	4.5	4	4	2,717-3,279	154,275	156,033
Assoc Transp Engr	5.8	6	6	2,360-2,845	196,980	199,852
Transp Analyst	4	4	4	1,407-2,197	104,169	105,456
Ofc Services Supvr II-Gen	1	1	1	1,358-1,768	19,332	19,332
Mgt Services Techn	2	2	2	1,177-1,565	37,091	37,560
Ofc Techn-Typing	1	1	1	1,214-1,551	17,100	17,100
Sec'y	1	1	1	1,236-1,512	17,448	17,448
Acct Clk II	0.6	1	1	1,087-1,367	15,120	15,120
Ofc Asst II-Typing	3.1	3	3	1,048-1,367	45,360	45,360
Totals	24.9	25	25	\$685,055	\$698,513	\$706,891
Railroad Operations And Safety Branch:						
Prin Transp	1	1	1	3,440-4,156	49,872	49,872
Supvr-Operations & Safety	1	1	1	3,128-3,780	45,360	45,360
Supvng Transp Engr	2	2	2	3,128-3,780	90,720	90,720
Sr Transp Supvr	3.9	4	4	2,717-3,279	155,284	157,241
Sr Elec Engr	1	1	1	2,717-3,279	39,348	39,348
Sr Transp Engr	3.5	4	4	2,717-3,279	157,392	157,392
Sr Transit Control Engr	0.3	-	-	2,717-3,279	-	-
Assoc Transp Engr	4.7	6	6	2,360-2,845	204,840	204,840
Assoc Railroad Track Inspector	1	1	1	2,360-2,845	32,604	34,140
Assoc Transp Supvr	5.6	6	6	2,360-2,845	190,885	196,209
Assoc Railroad Equipt Inspector	1	1	1	2,360-2,845	33,884	34,140
Asst Transp Engr	1	1	1	1,959-2,360	28,320	28,320
Asst Transp Supvr	1.3	2	2	1,959-2,360	52,012	53,130
Transp Analyst	1	1	1	1,407-2,197	26,364	26,364
Research Analyst I-Gen	1	1	1	1,407-2,197	26,364	26,364
Ofc Techn-Typing	3	3	3	1,214-1,551	48,768	49,320
Sec'y	3	3	3	1,236-1,512	52,344	52,344
Ofc Asst I-Gen	-	1	1	944-1,087	11,996	12,381
Totals	35.3	39	39	\$1,106,251	\$1,246,357	\$1,257,485
Totals, Transportation Division	273.8	301	301	\$7,081,786	\$7,890,872	\$8,016,770
Legal Division						
Gen Counsel	1	1	1	4,833	57,996	57,996
Asst Chief Counsel	4	4	4	3,815-4,612	221,376	221,376
Counsel III	12.7	13	13	3,602-4,360	657,710	671,160
Counsel II	15.2	19.8	20	3,128-3,780	823,529	856,858
Counsel I	3.2	3	3	2,845-3,440	103,386	108,403
Legal Counsel	1.9	-	-	2,051-2,591	-	-
Staff Services Analyst-Gen	0.2	0.2	-	1,407-2,197	3,296	-
Graduate Legal Asst	0.7	1	1	1,868-2,051	24,612	24,612
Legal Support Supvr I	0.6	1	1	1,512-1,983	22,133	22,728
Legal Asst	1	1	1	1,544-1,854	22,248	22,248
Legal Sec'y	1	1	1	1,450-1,729	20,748	20,748
Sr Legal Steno	0.9	2	2	1,331-1,729	39,396	40,584
Sr Legal Typist	7	8	8	1,331-1,729	157,916	163,172
Legal Typist	0.2	-	-	1,191-1,517	-	-
Ofc Asst II-Typing	0.7	2	2	1,048-1,367	28,354	28,780
Totals	50.3	57	57	\$1,903,151	\$2,182,700	\$2,238,665
Administrative Law Judge Division						
C.E.A. IV	1	1	1	3,618-4,680	56,160	56,160
Asst Chief Adm Law Judge	2.9	3	3	3,869-4,680	168,264	168,480
Adm Law Judge II	27.5	28	28	3,690-4,464	1,471,791	1,486,133
Adm Law Judge I	0.2	1	1	3,357-4,057	40,284	42,216
Adm Asst I	1	1	1	1,827-2,303	21,924	22,944
Legal Support Supvr I	1	1	1	1,512-1,983	22,728	22,728
Legal Documents Examiner	0.2	1	1	1,544-1,854	21,468	22,248
Legal Asst	0.9	1	1	1,544-1,854	21,798	22,248
Ofc Services Supvr II-Gen	1	1	1	1,358-1,768	19,332	19,332
Sr Legal Typist	8.4	12	12	1,331-1,729	240,448	246,088
Exec Sec'y I	1	1	1	1,389-1,653	16,668	17,400
Ofc Techn-Typing	1.9	2	2	1,214-1,551	32,563	33,214
Ofc Services Supvr I-Gen	1	1	1	1,214-1,551	17,100	17,100
Ofc Services Supvr I-Typing	1	1	1	1,214-1,551	17,100	17,100
Legal Typist	1.4	-	-	1,191-1,517	-	-
Sr Steno	0.1	-	-	1,236-1,512	-	-
Ofc Asst II-Typing	4.9	5	5	1,048-1,367	69,188	71,610
Word Processing Techn	0.1	-	-	1,048-1,309	-	-
Ofc Asst II-Gen	3	3	3	1,048-1,309	43,704	43,704
Totals	58.5	63	63	\$2,088,564	\$2,280,520	\$2,308,705

8660 PUBLIC UTILITIES COMMISSION—Continued

ORGANIZATIONAL UNIT Classification	NUMBER OF POSITIONS			EXPENDITURES		
	Filled 1983-84	Authorized 1984-85	Proposed 1985-86	Actual 1983-84	Estimated 1984-85	Proposed 1985-86
Communications Division						
C.E.A. III	1	1	1	3,357-4,464	53,568	53,568
Asst Director-Engrng	-	1	1	3,690-4,464	44,280	46,428
Prin Utilities Engr	2	2	2	3,440-4,156	99,744	99,744
Supvng Utilities Engr	3	3	3	3,128-3,780	133,782	135,902
Sr Utilities Engr	6.1	8	8	2,717-3,279	297,352	304,119
Assoc Utilities Engr ¹	3.5	5	4	2,360-2,845	155,655	130,170
Assoc Mgt Analyst	0.2	-	-	2,197-2,651	-	-
Regulatory Analyst II	0.1	2	2	2,197-2,651	53,576	56,168
Asst Utilities Engr	3.7	2	2	1,959-2,360	54,827	56,095
Asst Engrng Specialist-Utilities	0.5	1	1	1,959-2,360	23,692	24,810
Adm Asst I	0.8	1	1	1,827-2,303	23,618	24,736
Research Analyst I-Gen	1	1	1	1,407-2,197	26,364	26,364
Regulatory Analyst I ¹	2	3	2	1,407-2,197	70,528	49,828
Jr Utilities Engr	0.3	3	3	1,750-2,011	63,255	66,318
Exec Secty I	0.9	1	1	1,389-1,653	19,836	19,836
Mgt Services Techn	1.9	2	2	1,177-1,565	36,921	37,512
Secty	1	1	1	1,236-1,512	17,448	17,448
Ofc Asst II-Typing	0.6	2	2	1,048-1,367	26,573	27,434
Steno.....	1	1	1	1,029-1,339	15,396	15,396
Totals	29.6	40	38	\$913,169	\$1,216,415	\$1,191,876
TOTALS, AUTHORIZED POSITIONS	887.3	987	978	\$25,356,580	\$28,729,556	\$28,968,446
Regular/Ongoing Positions.....	881.8	981	972	24,875,214	28,260,338	28,499,228
Temporary Help	5.5	6	6	145,724	164,738	164,738
Overtime.....	-	-	-	335,642	304,480	304,480

¹ One position limited to 6-30-85.
² Two positions limited to 6-30-85.

8700 BOARD OF CONTROL *

Administration						
				SALARY RANGE		
Exec Secty	1	1	1	\$4,077-4,637	\$48,924	\$48,924
Staff Services Mgr II-Supvry	0.7	1	1	2,651-3,200	38,400	38,400
Adm Asst I	1	1	1	1,827-2,303	23,934	25,080
Mgt Services Techn	1	1	1	1,177-1,565	16,512	17,244
Ofc Asst II-Typing	1.1	2	2	1,048-1,367	28,342	28,828
Ofc Asst II-Gen	-	1	1	1,048-1,214	13,339	13,774
Bd Member	0.1	-	-	50 per day	3,300	3,300
Totals	4.9	7	7	\$128,595	\$172,751	\$175,550
Victims Of Crime:						
Staff Services Mgr I	2	2	2	2,415-2,913	68,022	69,912
Assoc Govtl Prog Analyst	6.5	9	9	2,197-2,651	262,884	269,460
Staff Services Analyst-Gen	2.3	2	2	1,407-2,197	35,160	40,200
Area Ofc Supvr	3	3	3	1,666-2,002	71,181	72,072
Sr Claims Specialist	3.8	4	4	1,523-1,827	84,048	84,864
Ofc Services Supvr II-Gen	1	1	1	1,358-1,768	17,592	18,339
Claim Specialist	27.5	38	38	1,246-1,666	693,984	710,917
Ofc Techn-Typing	2.4	3	3	1,214-1,551	46,719	47,855
Ofc Techn-Gen	1	1	1	1,214-1,551	15,414	16,056
Ofc Asst II-Typing	4.2	2	2	1,048-1,367	28,152	28,608
Word Processing Techn	6	13	13	1,048-1,309	180,287	185,682
Ofc Asst II-Gen	1.1	-	-	1,048-1,309	-	-
Ofc Asst I-Typing	-	1	1	976-1,126	12,284	12,678
Ofc Asst I-Gen	1.1	1	1	944-1,087	12,028	12,414
Totals	61.9	80	80	\$1,176,030	\$1,527,755	\$1,569,057
Governmental Claims:						
Staff Services Mgr II	-	1	1	2,651-3,200	38,400	38,400
Staff Services Mgr I	1	-	-	2,415-2,913	-	-
Assoc Govtl Prog Analyst	2.5	3	3	2,197-2,651	89,988	91,260
Staff Services Analyst-Gen	0.8	2	2	1,407-2,197	46,760	47,716
Ofc Services Supvr II-Gen	1	1	1	1,358-1,768	19,032	19,332
Ofc Techn-Typing	2	2	2	1,214-1,551	32,808	33,504
Ofc Asst II-Typing	1.5	6	6	1,048-1,367	78,772	81,394
Word Processing Techn	3.4	5	5	1,048-1,309	75,332	77,092
Totals	12.2	20	20	\$234,293	\$381,092	\$388,698
Governmental Claims—Medfly:						
Staff Services Analyst-Gen	0.8	-	-	1,407-2,197	-	-
Ofc Asst II-Typing	2.9	-	-	1,048-1,367	-	-
Word Processing Techn	1	-	-	1,048-1,309	-	-
Ofc Asst II-Gen	1	-	-	1,048-1,309	-	-
Totals	5.7	-	-	\$81,325	-	-
Local Mandated Costs:						
Staff Services Mgr I	1	1	1	2,415-2,913	33,876	34,956
Assoc Govtl Prog Analyst	2.6	2	2	2,197-2,651	57,528	60,304

*The Salary Range and the amounts shown in 1984-85 and 1985-86 for this department do not reflect the 1984-85 fiscal year salary increase adjustment. This adjustment is reflected in the departmental Summary by Object of the Governor's Budget.

8700 BOARD OF CONTROL—Continued

ORGANIZATIONAL UNIT Classification	NUMBER OF POSITIONS			EXPENDITURES		
	Filled 1983-84	Authorized 1984-85	Proposed 1985-86	Actual 1983-84	Estimated 1984-85	Proposed 1985-86
				SALARY RANGE		
Jr Staff Analyst-Gen	-	1	1	1,407-1,827	16,884	17,604
Ofc Asst II-Typing	0.7	-	-	1,048-1,367	-	-
Word Processing Techn	0.8	1.5	1.5	1,048-1,309	20,028	20,448
Totals	5.1	5.5	5.5	\$120,794	\$128,316	\$133,312
Hazardous Substance Claims:						
Assoc Govtl Prog Analyst	1	1	1	2,197-2,651	31,812	31,812
Totals	1	1	1	\$30,912	\$31,812	\$31,812
Temporary Help	3	0.3	0.3	35,418	2,400	2,400
TOTALS, AUTHORIZED POSITIONS	93.8	113.8	113.8	\$1,807,367	\$2,244,126	\$2,300,829
Regular/Ongoing Positions	90.8	113.5	113.5	1,771,949	2,241,726	2,298,429
Temporary Help	3	0.3	0.3	35,418	2,400	2,400

8730 COMMISSION ON STATE FINANCE *

Administration				SALARY RANGE		
	Filled 1983-84	Authorized 1984-85	Proposed 1985-86	Actual 1983-84	Estimated 1984-85	Proposed 1985-86
Exec Secty.....	1	1	1	\$53,832	\$53,832	\$53,832
C.E.A. I	1.7	2	2	2,778-3,690	80,468	84,407
Financial Forecasting Analyst	0.1	1	1	2,651-3,200	34,956	36,624
Asst Treasury Prog Off	1	1	1	1,591-2,197	26,364	27,636
Staff Services Analyst-Gen	1	1	1	1,407-2,197	26,364	26,364
Exec Secty I	0.8	-	-	1,389-1,653	-	-
Mgt Services Techn	0.3	1	1	1,177-1,565	18,092	18,668
Sr Steno	-	1	1	1,236-1,512	17,448	17,448
Statistical Clk	0.7	-	-	1,214-1,425	-	-
Overtime	-	-	-	(5,276)	1,060	1,060
TOTALS, AUTHORIZED POSITIONS.....	6.6	8	8	\$202,593	\$258,584	\$266,039
Regular/Ongoing Positions.....	6.6	8	8	197,317	257,524	264,979
Overtime	-	-	-	5,276	1,060	1,060

8740 CALIFORNIA INFORMATION SYSTEMS IMPLEMENTATION COMMITTEE *

Consultant				SALARY RANGE		
	Filled 1983-84	Authorized 1984-85	Proposed 1985-86	Actual 1983-84	Estimated 1984-85	Proposed 1985-86
TOTALS, AUTHORIZED POSITIONS	0.4	-	-	\$7,245	-	-
Regular/Ongoing Positions.....	0.4	-	-	7,245	-	-

8780 COMMISSION ON CALIFORNIA STATE GOVERNMENT ORGANIZATION AND ECONOMY *

Administration				SALARY RANGE		
	Filled 1983-84	Authorized 1984-85	Proposed 1985-86	Actual 1983-84	Estimated 1984-85	Proposed 1985-86
Exec Director	1	1	1	\$4,612	\$55,344	\$55,344
Assoc Govtl Prog Analyst	0.9	1	1	2,197-2,651	30,714	31,812
Exec Secty I	0.8	1	1	1,389-1,653	18,411	19,233
Secty	0.9	1	1	1,236-1,512	17,448	17,448
Word Processing Techn	0.3	1	1	1,048-1,309	12,744	13,164
Temporary Help	1	1	1	(34,347)	13,149	13,149
TOTALS, AUTHORIZED POSITIONS	4.9	6	6	\$149,862	\$147,810	\$150,150
Regular/Ongoing Positions.....	3.9	5	5	115,515	134,661	137,001
Temporary Help	1	1	1	34,347	13,149	13,149

8820 COMMISSION ON THE STATUS OF WOMEN *

Administration				SALARY RANGE		
	Filled 1983-84	Authorized 1984-85	Proposed 1985-86	Actual 1983-84	Estimated 1984-85	Proposed 1985-86
Commissioners (9) per diem	-	-	-	\$50/day	\$13,100	\$13,100
Exec Director	1	1	1	3,372-3,534	41,112	42,408
Asst To Exec Director	1	1	1	2,415-2,913	34,956	34,956
Assoc Govtl Prog Analyst	1	1	1	2,197-2,651	31,812	31,812
Info Off I	1	1	1	2,197-2,651	31,812	31,812
Staff Serv Analyst-Gen	2	2	2	1,407-2,197	48,558	50,862
Exec Secty I	1	1	1	1,389-1,653	19,836	19,836
Office Techn-Typing	1.8	2	2	1,214-1,551	34,200	34,200
Office Asst I-Typing	1	1	1	976-1,126	12,744	13,164
Totals	9.8	10	10	\$242,176	\$268,130	\$272,150
Comparable Worth Task Force						
Staff Services Analyst ¹	-	1	-	1,407-2,197	20,688	-
Ofc Asst I-Typing ²	-	0.5	-	976-1,126	5,982	-
Totals	-	1.5	-	-	\$26,670	-

*The Salary Range and the amounts shown in 1984-85 and 1985-86 for this department do not reflect the 1984-85 fiscal year salary increase adjustment. This adjustment is reflected in the departmental Summary by Object of the Governor's Budget.

8820 COMMISSION ON THE STATUS OF WOMEN—Continued

ORGANIZATIONAL UNIT Classification	NUMBER OF POSITIONS			EXPENDITURES		
	Filled 1983-84	Authorized 1984-85	Proposed 1985-86	Actual 1983-84	Estimated 1984-85	Proposed 1985-86
TOTALS, AUTHORIZED POSITIONS	9.8	11.5	10	\$242,176	\$294,800	\$272,150
Regular/Ongoing Positions	9.8	11.5	10	242,176	294,800	272,150

¹ One position limited term to 6-30-85
² 0.5 position limited term to 6-30-85

8830 CALIFORNIA LAW REVISION COMMISSION *

ORGANIZATIONAL UNIT	NUMBER OF POSITIONS			EXPENDITURES		
	Filled 1983-84	Authorized 1984-85	Proposed 1985-86	Actual 1983-84	Estimated 1984-85	Proposed 1985-86
Commission Members (7) per diem	-	-	-	\$50/day	\$4,200	\$4,200
Exec Secty	1	1	1	4,274-4,464	53,568	53,568
Asst Exec Secty	1	1	1	3,602-4,360	52,320	52,320
Staff Counsel II	1.8	2	2	3,128-3,780	90,720	90,720
Adm Asst II	0.9	-	-	2,197-2,651	-	-
Assoc Govtl Prog Analyst	0.2	1	1	2,197-2,651	28,868	30,234
Sr Word Processing Techn	0.3	0.8	1	1,260-1,486	13,206	16,520
Office Asst II-Typing	0.3	0.2	-	1,048-1,367	2,249	-
Word Processing Techn	1.3	1	1	1,048-1,309	13,660	14,128
Temporary Help	0.2	1	1	(5,613)	12,554	12,554
TOTALS, AUTHORIZED POSITIONS	7	8	8	\$241,259	\$271,345	\$274,244
Regular/Ongoing Positions	6.8	7	7	233,196	258,791	261,690
Temporary Help	0.2	1	1	8,063	12,554	12,554

8860 DEPARTMENT OF FINANCE *

ORGANIZATIONAL UNIT	NUMBER OF POSITIONS			EXPENDITURES		
	Filled 1983-84	Authorized 1984-85	Proposed 1985-86	Actual 1983-84	Estimated 1984-85	Proposed 1985-86
Executive						
Capitol Office:						
Director	1	1	1	\$67,446	\$67,446	\$67,446
C.E.A. V	1	1	1	3,980-4,960	59,520	59,520
Chief Dep Director	0.8	1	1	4,932	59,184	59,184
Dep Director	0.9	1	1	4,932	59,184	59,184
Asst Director	1	1	1	3,708-3,888	46,656	46,656
Adm Asst I	1.8	2	2	1,827-2,197	46,754	48,957
Exec Secty II	0.2	1	1	1,512-1,809	18,144	18,924
Exec Secty I	0.9	2	2	1,389-1,653	36,504	37,236
Public Information:						
Staff Services Mgr I	1	1	1	2,415-2,913	34,551	34,956
Assoc Govtl Prog Analyst	0.3	1	1	2,197-2,651	30,120	31,568
Staff Services Analyst-Gen	1	-	-	1,407-2,197	-	-
Wash D C Office:						
Chief Dep Director	0.7	1	1	4,486	53,832	53,832
Adm Asst I	0.2	-	-	1,827-2,303	-	-
Totals, Executive	10.8	13	13	\$427,580	\$511,895	\$517,463
Education Systems						
C.E.A. IV	1	1	1	3,618-4,680	56,160	56,160
C.E.A. II	0.9	1	1	3,052-4,057	48,684	48,684
Prin Prog Budget Analyst III	1.1	1	1	3,052-3,690	50,532	50,532
Prin Prog Budget Analyst II	1	1	1	2,913-3,518	42,216	42,216
Prin Prog Budget Analyst I	2.9	3	3	2,778-3,357	124,368	124,368
Staff Services Mgr I	4.2	4	4	2,415-2,913	133,972	138,339
Assoc Budget Analyst	5.6	6	6	2,197-2,651	179,694	183,746
Exec Secty I	-	1	1	1,389-1,653	19,836	19,836
Office Techn-Typing	1.4	1	1	1,214-1,551	16,404	17,100
Office Asst II-Typing	1.5	1	1	1,048-1,367	14,002	14,524
Word Processing Techn	0.9	1	1	1,048-1,309	15,708	15,708
Office Asst I-Typing	-	1	1	976-1,126	12,156	12,546
Totals, Education Systems	20.5	22	22	\$665,920	\$713,732	\$723,759
Office of PBM for Financial, Economic, Demographic Research						
C.E.A. IV	1	1	1	3,618-4,680	56,160	56,160
Exec Secty I	1	1	1	1,389-1,653	16,668	17,400
Financial And Economic Research:						
C.E.A. II	1	1	1	3,052-4,057	48,684	48,684
Prin Prog Budget Analyst III	0.9	1	1	3,052-3,690	44,108	44,280
C.E.A. I	1	1	1	2,778-3,690	44,280	44,280
Prin Prog Budget Analyst I	0.5	1	1	2,778-3,357	35,790	37,512
Research Prog Spec I-Economics	0.7	-	-	2,415-2,913	-	-
Staff Services Mgr I	1.5	1	1	2,415-2,913	34,956	34,956
Research Analyst II-Economics	1	1	1	2,197-2,651	28,532	29,892
Assoc Budget Analyst	1	1	1	2,197-2,651	30,836	31,812
Assoc Govtl Prog Analyst	0.1	1	1	2,197-2,651	30,836	31,812
Research Analyst I-Economics	2	2	2	1,407-2,197	46,713	48,930

*The Salary Range and the amounts shown in 1984-85 and 1985-86 for this department do not reflect the 1984-85 fiscal year salary increase adjustment. This adjustment is reflected in the departmental Summary by Object of the Governor's Budget.

8860 DEPARTMENT OF FINANCE—Continued

1
2
3
4
5
6
7
8
9
10
11
12
13
14
15
16
17
18
19
20
21
22
23
24
25
26
27
28
29
30
31
32
33
34
35
36
37
38
39
40
41
42
43
44
45
46
47
48
49
50
51
52
53
54
55
56
57
58
59
60
61
62
63
64
65
66
67
68
69
70
71
72
73
74
75
76
77
78
79
80
81
82
83
84
85
86
87
88
89
90
91
92
93
94
95
96
97
98

ORGANIZATIONAL UNIT Classification	NUMBER OF POSITIONS			EXPENDITURES		
	Filled 1983-84	Authorized 1984-85	Proposed 1985-86	Actual 1983-84	Estimated 1984-85	Proposed 1985-86
				SALARY RANGE		
Staff Services Analyst-Gen	1	1	1	1,407-2,197	22,944	24,024
Office Asst II-Typing	0.9	1	1	1,048-1,367	13,234	13,660
Word Processing Techn	1	1	1	1,048-1,309	15,708	15,708
Demographic Research:						
C.E.A. II	1	1	1	3,052-4,057	41,894	43,936
Research Mgr II-Gen	1	1	1	2,651-3,200	38,400	38,400
Research Mgr I-Demography	2.9	3	3	2,415-2,913	102,716	104,733
Research Mgr I-Gen	1	1	1	2,415-2,913	34,956	34,956
Research Analyst II-Demography	6	6	6	2,197-2,651	178,022	184,656
Assoc Programmer Analyst	2.3	3	3	2,197-2,651	89,988	91,260
Research Analyst I-Demography	2.8	3	3	1,407-2,197	69,766	72,050
Mgt Services Techn	1	1	1	1,177-1,565	18,780	18,780
Office Techn-Gen	0.7	-	-	1,214-1,551	-	-
Office Techn-Typing	0.8	1.5	1.5	1,214-1,551	25,650	25,650
Statistical Clk	3.1	3.5	3.5	1,214-1,425	55,246	56,380
Totals, Office of PBM, Financial and Economic, Research and Demographic Research	37.2	39	39	\$1,033,755	\$1,124,867	\$1,149,911
Capital Outlay, Business, Transportation and Housing, Resources, Environment, Energy:						
C.E.A. IV	1	1	1	3,618-4,680	56,160	56,160
C.E.A. II	1	1	1	3,052-4,057	48,684	48,684
Prin Prog Budget Analyst III	1	1	1	3,052-3,690	42,055	44,108
Prin Prog Budget Analyst I	5	5	5	2,778-3,357	195,589	199,231
Sr Prog Review Analyst	0.8	-	-	2,651-3,200	-	-
Staff Services Mgr I	2.6	3	3	2,415-2,913	96,270	99,220
Assoc Budget Analyst	5	6	6	2,197-2,651	185,242	189,286
Assoc Prog Review Analyst	0.6	-	-	2,197-2,651	-	-
Staff Services Analyst-Gen	1.8	2	2	1,407-2,197	39,225	41,055
Exec Secty I	-	1	1	1,389-1,653	18,859	19,760
Budget Techn I	0.3	1	1	1,138-1,565	16,462	17,161
Office Techn-Typing	1.9	1	1	1,214-1,551	14,890	15,463
Sr Steno	0.2	-	-	1,236-1,512	-	-
Office Asst II-Typing	0.8	1	1	1,048-1,367	13,234	13,660
Word Processing Techn	1.9	2	2	1,048-1,309	30,828	31,416
Totals, Capitol Outlay, Business, Transportation and Housing, Re- sources, Environment, Energy	23.9	25	25	\$708,808	\$757,498	\$775,204
Health And Welfare						
C.E.A. IV	1	1	1	3,618-4,680	56,160	56,160
C.E.A. II	1	1	1	3,052-4,057	48,684	48,684
Prin Prog Budget Analyst III	1.9	2	2	3,052-3,690	88,560	88,560
Prin Prog Budget Analyst I	2.7	3	3	2,778-3,357	111,872	115,367
Staff Services Mgr I	3.9	5	5	2,415-2,913	168,085	170,683
Assoc Budget Analyst	5.9	4	4	2,197-2,651	117,320	121,822
Staff Services Analyst-Gen	1.3	2	2	1,407-2,197	35,160	36,696
Exec Secty I	1	1	1	1,389-1,653	19,836	19,836
Office Techn-Typing	-	1	1	1,214-1,551	14,568	15,120
Budget Techn I	0.1	-	-	1,138-1,565	-	-
Office Asst II-Typing	0.3	-	-	1,048-1,367	-	-
Word Processing Techn	1.8	1	1	1,048-1,309	14,040	14,568
Totals, Health and Welfare	20.9	21	21	\$659,564	\$674,285	\$687,496
Budget Operations Support, Office of Information Technology:						
Office of PBM for Budget Operations Support, Office of Information Technology:						
Director	1	1	1	4,680	56,160	56,160
C.E.A. IV	0.3	-	-	3,618-4,680	-	-
Exec Secty I	0.4	1	1	1,389-1,653	19,568	19,836
Budget Operations Support:						
C.E.A. II	0.9	1	1	3,052-4,057	48,684	48,684
Office Techn-Typing	0.8	1	1	1,214-1,551	16,172	16,868
Word Processing Techn	1.7	2	2	1,048-1,309	28,256	28,872
Financial Operations:						
Prin Prog Budget Analyst III	1	1	1	3,052-3,690	44,280	44,280
Sr Budget Analyst	1	1	1	2,651-3,200	38,400	38,400
Staff Adm Analyst	1	1	1	2,415-2,913	34,956	34,956
Staff Services Mgr I	1	1	1	2,415-2,913	34,956	34,956
Assoc Budget Analyst	0.5	-	-	2,197-2,651	-	-
Staff Services Analyst-Gen	1.5	2	2	1,407-2,197	38,311	40,028
Office Services Supvr II-Gen	0.3	-	-	1,358-1,768	-	-
Mgt Services Techn	0.7	-	-	1,177-1,565	-	-
Budget Techn I	0.2	2	2	1,138-1,565	34,893	36,409
Acct Clk II	0.5	1	1	1,087-1,367	13,374	13,812
Investable Resources:						
Prin Prog Budget Analyst III	0.9	1	1	3,052-3,690	42,055	44,108
Prin Prog Budget Analyst I	0.1	-	-	2,778-3,357	-	-
Staff Adm Analyst	0.3	-	-	2,415-2,913	-	-
Assoc Budget Analyst	1.9	2	2	2,197-2,651	63,624	63,624
Staff Services Analyst-Gen	1.3	2	2	1,407-2,197	46,684	47,636

8860 DEPARTMENT OF FINANCE—Continued

ORGANIZATIONAL UNIT Classification	NUMBER OF POSITIONS			EXPENDITURES		
	Filled 1983-84	Authorized 1984-85	Proposed 1985-86	Actual 1983-84	Estimated 1984-85	Proposed 1985-86
Office of Information Technology:				SALARY RANGE		
Dep DP Off	1	1	1	4,057	48,684	48,684
DP Mgr IV	2	2	2	3,200-3,869	92,856	92,856
DP Mgr III	2.5	5	5	2,913-3,518	196,560	199,896
DP Mgr II	4.7	8	8	2,651-3,200	278,796	284,064
DP Mgr I	0.8	1	1	2,415-2,913	34,956	34,956
Exec Secty I	0.8	-	-	1,389-1,653	-	-
Office Techn-Typing	0.3	-	-	1,214-1,551	-	-
Steno	0.5	1	1	1,029-1,339	15,396	15,396
Word Processing Techn	0.6	1	1	1,048-1,309	13,008	13,008
Totals, Budget Operations Support, Office of Information Technology	30.5	39	39	\$994,477	\$1,240,629	\$1,257,489
Office of PBM for Legislation, Mandates, Federal, Constitutional Officers:						
Asst Director	0.6	1	1	4,960	59,520	59,520
C.E.A. IV	0.3	-	-	3,618-4,680	-	-
C.E.A. II	1	2	2	3,052-4,057	97,368	97,368
Staff Services Analyst-Gen	0.3	1	1	1,407-2,197	17,488	18,244
Mgt Services Techn	0.4	-	-	1,177-1,565	-	-
Local Mandates, Legislation:						
Prin Prog Budget Analyst III	2	3	3	3,052-3,690	129,810	131,808
Prin Prog Budget Analyst I	1	1	1	2,778-3,357	40,284	40,284
Sr Budget Analyst	1	1	1	2,651-3,200	38,400	38,400
Assoc Budget Analyst	2.9	4	4	2,197-2,651	119,568	122,268
Staff Services Analyst-Gen	2.3	2	2	1,407-2,197	42,740	44,652
Budget Techn I	0.7	-	-	1,138-1,565	-	-
Office Techn-Typing	1.9	2	2	1,214-1,551	32,174	32,759
Office Asst II-Typing	0.9	-	-	1,048-1,367	-	-
Federal, Collective Bargaining, Constitutional Officers:						
C.E.A. II	1	-	-	3,052-4,057	-	-
Staff Services Mgr I	0.5	-	-	2,415-2,913	-	-
Assoc Budget Analyst	0.1	-	-	2,197-2,651	-	-
Totals, Office of PBM, Local Mandates, Legislation, Federal, Constitutional Officers	16.9	17	17	\$523,805	\$577,352	\$585,303
Office of PBM for Corrections, Judicial, Consumer Affairs, General Government, Financial & Performance Accountability, Program Evaluation, Fiseal Systems & Consulting:						
C.E.A. IV	1	1	1	3,618-4,680	56,160	56,160
C.E.A. II	0.9	1	1	3,052-4,057	48,684	48,684
Corrections, Judicial, Consumer Affairs, General Government:						
Prin Prog Budget Analyst III	2.4	1	1	3,052-3,690	44,108	44,280
Prin Prog Budget Analyst I	1.5	3	3	2,778-3,357	117,488	119,282
Staff Services Mgr I	3.9	4	4	2,415-2,913	137,053	138,744
Assoc Budget Analyst	4	5	5	2,197-2,651	157,140	158,572
Staff Services Analyst-Gen	2.1	1	1	1,407-2,197	23,484	24,600
Exec Secty I	1	1	1	1,389-1,653	18,618	19,434
Office Techn-Typing	-	1	1	1,214-1,551	14,614	15,169
Word Processing Techn	0.8	1	1	1,048-1,309	15,074	15,659
Financial And Performance Accountability:						
C.E.A. II	1	1	1	3,052-4,057	48,684	48,684
Supvng Mgt Auditor	3.1	3	3	2,913-3,518	126,648	126,648
Sr Mgt Auditor	3	3	3	2,651-3,200	108,612	110,136
Staff Mgt Auditor	3.8	4	4	2,415-2,913	137,823	139,419
Assoc Mgt Auditor	12.9	16	16	2,197-2,651	473,778	490,164
Staff Services Mgt Auditor	12.8	14	14	1,407-2,197	291,714	302,336
Mgt Services Techn	0.5	1	1	1,177-1,565	16,809	16,896
Secty	1	1	1	1,236-1,512	17,448	17,448
Office Asst II-Typing	0.3	1	1	1,048-1,367	13,304	13,736
Steno	1.5	1	1	1,029-1,339	15,396	15,396
Program Evaluation Unit:						
Supvng Prog Review Analyst	1.7	2	2	2,913-3,518	84,432	84,432
Sr Prog Review Analyst	6	6	6	2,651-3,200	228,207	229,956
Staff Prog Review Analyst	2	2	2	2,415-2,913	69,912	69,912
Staff Services Mgr I	0.5	1	1	2,415-2,913	34,956	34,956
Assoc Prog Review Analyst	6.6	7	7	2,197-2,651	214,746	217,410
Asst Prog Review Analyst	2.2	3	3	1,827-2,197	78,696	79,092
Office Techn-Gen	0.6	-	-	1,214-1,551	-	-
Sr Word Processing Techn	1	1	1	1,260-1,486	17,832	17,832
Office Asst II-Typing	1	1	1	1,048-1,367	14,568	14,568
Word Processing Techn	1.2	2	2	1,048-1,309	28,452	28,872
Fiscal Systems and Consult Unit:						
Supvng Adm Analyst	1	1	1	2,913-3,518	42,216	42,216
Sr Adm Analyst	2	2	2	2,651-3,200	76,800	76,800
Staff Adm Analyst	3	3	3	2,415-2,913	102,732	104,463
Assoc Adm Analyst	1.8	3	3	2,197-2,651	86,996	91,180
Asst Adm Analyst	1.1	1	1	1,827-2,197	26,364	26,364

8860 DEPARTMENT OF FINANCE—Continued

ORGANIZATIONAL UNIT Classification	NUMBER OF POSITIONS			EXPENDITURES		
	Filled 1983-84	Authorized 1984-85	Proposed 1985-86	Actual 1983-84	Estimated 1984-85	Proposed 1985-86
Office Techn-Typing	-	1	1	SALARY RANGE		
Office Asst II-Typing	0.6	-	-	1,214-1,551	14,706	15,267
				1,048-1,367	-	-
Totals, Office of PBM, Correc- tions, Judicial, Consumer Affairs, General Government, Financial & Performance Accountability, Pro- gram Evaluation, Fiscal Systems and Consulting.....	89.8	100	100	\$2,673,365	\$3,004,254	\$3,054,767
Office of PBM for Administration-Affirm Action, Collective Bargaining, Fiscal Information Programs:						
C.E.A. IV	-	1	1	3,618-4,680	43,416	45,552
Sr Word Processing Techn	-	1	1	1,260-1,486	17,588	17,832
Administration-Affirm Action, Collective Bargaining:						
C.E.A. II	1	1	1	3,052-4,057	44,996	47,180
Staff Services Mgr II-Supvny	0.5	1	1	2,651-3,200	37,512	38,400
Prin Prog Budget Analyst I	1.5	2	2	2,778-3,357	77,796	79,626
Staff Services Mgr I	1	1	1	2,415-2,913	34,956	34,956
Assoc Budget Analyst	1	1	1	2,197-2,651	30,006	31,446
Assoc Govtl Prog Analyst	0.7	1	1	2,197-2,651	23,484	24,600
Staff Services Analyst-Gen	0.9	2	2	1,407-2,197	39,353	41,016
Personnel Asst II	1	1	1	1,481-1,768	21,216	21,216
Exec Secty I	-	1	1	1,389-1,653	16,668	17,400
Office Services Supvnr II-Gen	0.5	-	-	1,358-1,768	-	-
Office Techn-Typing	1	1	1	1,214-1,551	16,868	17,100
Sr Word Processing Techn	1.2	1	1	1,260-1,486	16,520	17,222
Office Asst II-Typing	0.4	-	-	1,048-1,367	-	-
Word Processing Techn	1.8	3	3	1,048-1,309	42,036	42,912
Office Asst I-Gen	0.1	1	1	944-1,087	11,877	12,252
Business Services:						
Bus Service Off II	1	1	1	2,002-2,415	28,980	28,980
Bus Service Asst	1	1	1	1,523-1,827	20,364	21,312
Office Services Supvnr I-Gen	0.8	1	1	1,214-1,551	16,984	17,100
Stock Clk	0.2	-	-	1,168-1,486	-	-
Acct Clk II	0.7	1	1	1,087-1,367	14,128	14,660
Office Asst II-Typing	0.3	-	-	1,048-1,367	-	-
Office Asst II-Gen	1	1	1	1,048-1,309	14,568	14,568
Office Asst I-Gen	0.8	2	2	944-1,087	24,059	24,829
Personnel:						
Staff Services Mgr I	0.5	-	-	2,415-2,913	-	-
Assoc Personnel Analyst	0.9	1	1	2,197-2,651	30,348	31,812
Staff Services Analyst-Gen	0.3	1	1	1,407-2,197	19,872	20,076
Personnel Asst II	1	1	1	1,481-1,768	19,764	20,648
Personnel Asst I	1.6	2	2	1,126-1,551	37,224	37,224
Office Asst II-Typing	0.9	1	1	1,048-1,367	12,989	13,409
Performance Measurements:						
Supvny Prog Review Analyst	0.5	-	-	2,913-3,518	-	-
Staff Services Mgr I	0.5	-	-	2,415-2,913	-	-
Assoc Prog Review Analyst	1	-	-	2,197-2,651	-	-
Asst Prog Review Analyst	0.8	-	-	1,827-2,197	-	-
Staff Services Analyst-Gen	0.5	-	-	1,407-2,197	-	-
Mgt Services Techn	0.2	-	-	1,177-1,565	-	-
Planning And New Applications:						
DP Mgr III	0.2	1	1	2,913-3,518	42,216	42,216
Staff Services Mgr III	0.8	-	-	2,913-3,518	-	-
Staff Programmer Analyst	1	1	1	2,415-2,913	34,956	34,956
Assoc DP Analyst	0.8	-	-	2,197-2,651	-	-
Assoc Programmer Analyst	0.1	1	1	2,197-2,651	26,364	27,636
DP Techn	0.8	1	1	1,198-1,523	17,271	18,015
Planning And Systems Support:						
Prin Prog Budget Analyst III	0.1	-	-	3,052-3,690	-	-
DP Mgr III	0.7	-	-	2,913-3,518	-	-
Prin Prog Budget Analyst I	1	1	1	2,778-3,357	37,512	39,342
Sr Programmer Analyst	1	1	1	2,651-3,200	38,400	38,400
Staff Services Mgr I	1.7	1	1	2,415-2,913	32,828	34,416
Staff Programmer Analyst	0.3	1	1	2,415-2,913	34,956	34,956
EDP Services:						
C.E.A. II	0.9	1	1	3,052-4,057	46,249	48,496
DP Mgr III	1	1	1	2,913-3,518	42,216	42,216
DP Mgr II	2.8	3	3	2,651-3,200	115,200	115,200
Sr Programmer Analyst	0.2	-	-	2,651-3,200	-	-
Sr DP Analyst	1	1	1	2,651-3,200	38,400	38,400
Staff Programmer Analyst	5.1	6	6	2,415-2,913	207,989	209,601
DP Mgr I	1	1	1	2,415-2,913	34,956	34,956
Staff DP Analyst	0.8	-	-	2,415-2,913	-	-
Assoc Programmer Analyst	9.6	11	11	2,197-2,651	330,554	336,500
Assoc DP Analyst	1.1	2	2	2,197-2,651	61,476	62,892
Programmer II	1.7	2	2	1,827-2,197	45,398	47,532
DP Techn Supvr I	0.8	1	1	1,745-2,098	21,842	22,859
Programmer I	0.3	1	1	1,407-1,827	18,412	19,242
Sr DP Techn	4.7	5	5	1,462-1,745	96,444	99,873
DP Techn	4.5	4	4	1,198-1,523	70,124	72,391
Office Asst II-Typing	-	1	1	1,048-1,367	13,584	14,040

8860 DEPARTMENT OF FINANCE—Continued

ORGANIZATIONAL UNIT Classification	NUMBER OF POSITIONS			EXPENDITURES		
	Filled 1983-84	Authorized 1984-85	Proposed 1985-86	Actual 1983-84	Estimated 1984-85	Proposed 1985-86
				SALARY RANGE		
Office Asst I-Typing	0.8	-	-	976-1,126		
CFIS Support Services:						
Office Techn-Typing	1.8	2	2	1,214-1,551	32,576	33,974
Office Asst II-Typing	0.2	-	-	1,048-1,367		
Word Processing Techn	1.8	2	2	1,048-1,309		
Office Asst I-Typing	0.2	-	-	976-1,126		
CALSTARS Develop And Support:						
Supvng Adm Analyst	3	3	3	2,913-3,518	126,648	126,648
Sr Adm Analyst	7.2	7	7	2,651-3,200	267,024	268,800
Staff Adm Analyst	3.5	5	5	2,415-2,913	166,472	171,548
Assoc Adm Analyst	0.6	5	5	2,197-2,651	132,668	139,076
Totals, Office of PBM, Adminis- tration-Affirm Action, Fiscal Infor- mation Programs	90.2	104	104	\$2,493,778	\$2,875,527	\$2,937,233
Overtime	-	-	-	284,528	224,740	224,740
Temporary Help	11.1	7.3	7.3	194,482	194,445	194,445
Student Asst	4.9	5	5	67,655	79,609	79,609
TOTALS, AUTHORIZED POSITIONS	356.7	392.3	392.3	\$10,727,717	\$11,978,833	\$12,187,419
Regular/Ongoing Positions	340.7	380	380	10,181,052	11,480,039	11,688,625
Temporary Help	16	12.3	12.3	262,137	274,054	274,054
Overtime	-	-	-	284,528	224,740	224,740

8910 OFFICE OF ADMINISTRATIVE LAW *

				SALARY RANGE		
Director	1	1	1	\$5,668		
Staff Counsel III	1.6	3	2	3,602-4,360	137,787	96,849
Dep Director	0.1	1	1	4,077-4,274	49,318	51,288
Chief Dep Director	1	1	1	4,077-4,274	51,288	51,288
Staff Counsel III	1	1	1	3,708-3,888	46,656	46,656
Staff Counsel II	3.5	2	2	3,128-3,780	86,479	88,422
Assoc Director Govtl Affairs	-	1	1	3,372-3,534	42,408	42,408
Staff Counsel I	2.6	5	4	2,845-3,440	173,736	146,374
Staff Services Mgr II-Supvr	1.8	1	1	2,651-3,200	38,400	38,400
Staff Services Mgr I	1	1	1	2,415-2,913	34,956	34,956
Assoc Govtl Prog Analyst	6.3	5	5	2,197-2,651	156,156	158,820
Legal Counsel	4	10.5	10.5	2,051-2,591	290,194	300,153
Adm Asst I	0.4	-	-	1,827-2,303		
Staff Services Analyst-Gen	0.7	1	1	1,407-2,197	23,034	24,120
Legal Support Supvr I	1	1	1	1,512-1,983	21,708	21,708
Legal Asst	0.1	1	1	1,544-1,854	20,443	21,390
Sr Legal Typist	3.1	3	3	1,331-1,729	55,367	56,265
Editorial Techn	1.3	1	1	1,407-1,673	20,076	20,076
Exec Secty I	0.8	1	1	1,389-1,653	16,668	17,400
Office Techn-Typing	1.4	1	1	1,214-1,551	15,074	15,659
Editorial Aid	0.5	2	2	1,288-1,523	32,922	34,158
Mgt Services Techn	-	1	1	1,177-1,376	14,124	14,664
Office Asst II-Typing	2.8	5	5	1,048-1,367	67,761	69,507
Word Processing Techn	0.6	3	3	1,048-1,309	39,588	41,070
Temporary Help	1.6	1	1	25,548	15,722	15,722
TOTALS, AUTHORIZED POSITIONS	38.2	53.5	51.5	\$1,094,169	\$1,517,877	\$1,475,365
Regular/Ongoing Positions	36.6	52.5	50.5	1,063,621	1,502,155	1,459,643
Temporary Help	1.6	1	1	25,548	15,722	15,722

8940 MILITARY DEPARTMENT *

Office of the Adjutant General				SALARY RANGE		
Adjutant General's Office:						
Lieut General-Adjutant General	1	1	1	\$5,138-6,351		
Brig General-Asst Adj Gen	1	1	1	3,893-5,514	\$76,216	\$76,216
Lt Col-Military Aide to the Governor	1	1	1	2,525-4,097	66,173	66,173
Warrant Off W3-Adm Asst	1	1	1	1,870-2,740	37,434	37,434
Exec Secty I	1	1	1	1,389-1,653	28,574	29,266
Office of the Staff Judge Advocate:						
Major-Staff Judge Advocate	1	1	1	2,184-3,494	19,702	19,836
Office of the Inspector General:						
Major-Chief	1	1	1	2,184-3,494	41,930	41,930
Office Techn	1	1	1	1,214-1,551	17,100	17,100
Office of Public Affairs:						
Lieut Colonel-Chief	1	1	1	2,525-4,097	49,159	49,159
Sgt First Class E7-Public Affairs Spec	1	1	1	1,500-2,456	29,474	29,474
Staff Sgt E6-Public Affairs Spec	1	1	1	1,317-1,904	20,525	20,861
Office of the Special Representative to the Adjutant General:						
Special Rep	1	1	1	2,792-2,925	35,100	35,100

*The Salary Range and the amounts shown in 1984-85 and 1985-86 for this department do not reflect the 1984-85 fiscal year salary increase adjustment. This adjustment is reflected in the departmental Summary by Object of the Governor's Budget.

8940 MILITARY DEPARTMENT—Continued

ORGANIZATIONAL UNIT	NUMBER OF POSITIONS			EXPENDITURES			
	Classification	Filled 1983-84	Authorized 1984-85	Proposed 1985-86	Actual 1983-84	Estimated 1984-85	Proposed 1985-86
Office of Government Affairs:							
Major-Government Affairs Off	1	1	1	2,184-3,494	41,930	41,930	
Army Division							
Command Section:							
Brig General-Dep Adj Gen	1	1	1	3,893-5,514	66,173	66,173	
Colonel-Asst Dep Adj Gen	1	1	1	3,028-4,894	58,732	58,732	
Sgt E5-Community Affairs Spec	1	1	1	1,191-1,660	16,968	17,335	
Office Techn	1	1	1	1,214-1,551	16,868	17,100	
Directorate of Military Personnel:							
Executive Section:							
Major-Dep Director	1	1	1	2,184-3,494	41,930	41,930	
Secty	1	1	1	1,236-1,512	17,448	17,448	
Officer Personnel Mgt Branch:							
Sgt First Class E7-Off Pers Spec	1	1	1	1,500-2,456	24,550	24,998	
Staff Sgt E6-Military Pers Clk	1	1	1	1,317-1,904	18,260	18,301	
Office Techn	1	1	1	1,214-1,551	17,100	17,100	
Office Asst II	1	1	1	1,048-1,309	14,568	14,568	
Enlisted Personnel Mgt Branch:							
Major-Chief	1	1	1	2,184-3,494	39,880	40,031	
Sgt E5-Military Pers Clk	1	1	1	1,191-1,660	18,314	18,418	
Office Serv Supvr	1	1	1	1,214-1,551	16,926	17,100	
Office Techn	—	1	1	1,214-1,551	15,120	15,708	
Office Asst II	5.4	4	4	1,048-1,309	56,658	57,078	
Support Branch:							
Warrant Off W4-Chief	1	1	1	2,066-3,244	38,924	38,924	
Staff Sgt E6-Casualty NCO	1	1	1	1,317-1,904	20,605	20,899	
Sgt E5-Military Pers Clk	1	1	1	1,191-1,660	18,206	18,370	
Office Techn	1	1	1	1,214-1,551	16,984	17,100	
Office Asst II	2	2	2	1,048-1,309	28,740	29,136	
Directorate of Plans, Operations and Training:							
Executive Section:							
Major-Dep Director	1	1	1	2,184-3,494	41,930	41,930	
Secty	1	1	1	1,236-1,512	17,448	17,448	
Plans and Operations Branch:							
Lieut Colonel-Chief	1	1	1	2,525-4,097	49,159	49,159	
Civil Defense Signal Off	1	1	1	2,251-2,717	32,604	32,604	
Capt-Plans Off	1	2	2	1,719-2,305	36,167	36,167	
First Lieut-Plans Off	—	1	1	1,500-1,871	27,656	27,656	
TWX Opr	1	1	1	1,126-1,309	15,708	15,708	
Office Asst II	1	1	1	1,048-1,309	14,568	14,568	
Organization and Training Branch:							
Capt-Asst Chief	1	1	1	1,981-3,014	36,167	36,167	
First Lieut-Training Off	—	1	1	2,239-2,589	30,774	30,774	
Office Asst II	2	2	2	1,048-1,309	29,136	29,136	
Military Academy Branch:							
Warrant Off W4-Adm Off	1	1	1	2,066-3,244	38,924	38,924	
Temporary Help-Military	1.2	1.6	1.6	(32,056)	41,600	41,600	
Directorate of Logistics:							
Executive Section:							
Colonel-Director	1	1	1	3,028-4,894	58,732	58,732	
Lieut Colonel-Dep Director	1	1	1	2,525-4,097	49,159	49,159	
Secty	1	1	1	1,236-1,512	17,448	17,448	
Training Installations Branch:							
Lieut Colonel-Chief	1	1	1	2,525-4,097	49,159	49,159	
Warrant Off W3-Fed Acctg Off	1	1	1	1,870-2,740	29,266	29,266	
Steno	1	1	1	1,029-1,339	15,396	15,396	
Office Asst II	1	1	1	1,048-1,309	14,128	14,568	
Facilities Branch:							
Major-Chief	1	1	1	2,184-3,494	41,930	41,930	
Major-Exec Off	1	1	1	2,184-3,494	41,930	41,930	
Major-Engrng Off	1	1	1	2,184-3,494	41,930	41,930	
Sgt First Class E7-Opns NCO	1	1	1	1,500-2,456	29,474	29,474	
Warrant Off W2-Chief Prop Sec	1	1	1	1,653-2,453	26,612	26,612	
Environl Planner	1	1	1	1,407-2,197	23,574	24,696	
Office Techn	1	1	1	1,214-1,551	17,100	17,100	
Steno	1	1	1	1,029-1,339	14,292	14,832	
Office Asst II	1	1	1	1,048-1,309	14,568	14,568	
Plans, Operations and Management Branch:							
Major-Chief	1	1	1	2,184-3,494	41,930	41,930	
Warrant Off W4-Adm Asst	1	1	1	2,066-3,244	38,924	38,924	
Capt-Reports of Survey Off	1	1	1	1,981-3,014	36,167	36,167	
Office Asst II	1	1	1	1,048-1,309	14,568	14,568	
Military Depot:							
Warehouse Mgr I	1	1	1	1,745-2,303	23,214	24,312	
Sgt First Class E7-Auto Supvr	1	1	1	1,500-2,456	29,474	29,474	
Sgt First Class E7-Sup & Maint NCO	1	1	1	1,500-2,456	29,474	29,474	
Staff Sgt E6-Lead Supply & Maint NCO	1	1	1	1,317-1,904	20,314	20,395	
Staff Sgt E6-Asst Warehouse Mgr	1	1	1	1,317-1,904	22,847	22,847	
Staff Sgt E6-Rehab Supvr	1	1	1	1,317-1,904	22,847	22,847	
Materials & Stores Supvr I	2	2	2	1,401-1,827	38,279	39,101	
Warehouse Worker	1	1	1	1,401-1,666	18,276	18,276	

8940 MILITARY DEPARTMENT—Continued

ORGANIZATIONAL UNIT	NUMBER OF POSITIONS			EXPENDITURES			
	Classification	Filled 1983-84	Authorized 1984-85	Proposed 1985-86	Actual 1983-84	Estimated 1984-85	Proposed 1985-86
					SALARY RANGE		
	Sgt E5-Supply & Maint NCO	2	2	2	1,191-1,660	37,684	38,371
	Trng Base Custodian I.....	0.7	1	1	1,114-1,294	13,680	14,142
National	Guard Organizations:						
	Capt-Pers & Adm Off	1	1	1	2,149-3,221	38,654	38,654
	Sgt First Class E7-Adm Asst.....	2	2	2	1,605-2,617	49,425	49,742
	Sgt First Class E7-Log NCO.....	1	-	-	1,605-2,617	-	-
State	Military Reserve Section:						
	Lieut Colonel-Adm Asst	1	-	-	2,525-4,097	-	-
	Sgt First Class E7-Adm Asst.....	-	1	1	1,500-2,456	29,474	29,474
Air	Division						
	Command Section:						
	Brig Gen-Dept Adj Gen	1	1	1	3,893-5,514	66,173	66,173
	Colonel-Chief of Staff.....	1	1	1	3,028-4,894	58,732	58,732
	Secty	1	1	1	1,236-1,512	17,448	17,448
	Directorate of Personnel & Administration:						
	Master Sgt E7-Adm Supvr	1	1	1	1,500-2,456	29,474	29,474
	Office Asst II	0.9	1	1	1,048-1,309	14,568	14,568
	Directorate of Operations:						
	Lieut Colonel-Director	1	1	1	2,525-4,097	52,159	52,159
	Lieut Colonel-Trng Off	1	1	1	2,525-4,097	49,159	49,159
	Major-Operations Off	1	1	1	2,184-3,494	44,876	44,876
	Sr Master Sgt E8-Trng NCO	1	1	1	1,992-2,685	26,462	26,882
	Secty	0.9	1	1	1,236-1,512	15,396	15,956
	Directorate of Logistics:						
	Colonel-Director	1	1	1	3,028-4,894	58,732	58,732
	Directorate of Resources:						
	Lieut Colonel-Director	1	1	1	2,525-4,097	49,159	49,159
	Lieut Colonel-Engr Off	1	1	1	2,525-4,097	49,159	49,159
Resource	Management Division						
	Command Section:						
	Colonel-Dep Adj Gen	1	1	1	3,028-4,894	58,732	58,732
	Office Asst II	1	1	1	1,048-1,309	14,568	14,568
	Directorate of Administration and Special Staff:						
	Executive Section:						
	Colonel-Director	1	1	1	3,028-4,894	58,732	58,732
	Major-Career Counselor	1	1	1	2,184-3,494	41,930	41,930
	First Lieut-Adm Asst	1	-	-	2,239-2,589	-	-
	Office of Administration:						
	Lieut Colonel-Chief	1	1	1	2,525-4,097	49,159	49,159
	Master Sgt E8-Asst Adm Off	1	1	1	1,992-2,685	32,174	32,174
	Office Techn	-	1	1	1,214-1,551	15,120	15,708
	Steno	1	-	-	1,029-1,339	-	-
	Central Files and Library Section:						
	Office Serv Supvr I	1	1	1	1,214-1,551	16,404	17,100
	Office Asst II	4.9	5	5	1,048-1,309	72,274	72,796
	Publications and Directives Section:						
	Sr Word Processing Techn	1	1	1	1,260-1,486	17,832	17,832
	Word Processing Techn	3	3	3	1,048-1,309	46,634	47,124
	Reproduction and Distribution Section:						
	Sgt First Class E7-Chief	1	1	1	1,500-2,456	24,542	24,542
	Sgt E5-Publications NCO	1	1	1	1,191-1,660	18,206	18,206
	Stock Clk	1	1	1	1,168-1,486	15,120	15,708
	Mach Opr I	1.7	2	2	1,135-1,321	29,012	30,098
Cal	Guard Home Loan Section:						
	Warrant Off W2-Coord	1	1	1	1,653-2,453	24,138	24,714
	Office Asst II	0.9	1	1	1,048-1,309	14,568	14,568
	Temporary Help-Military	0.5	-	-	(9,087)	-	-
	Office of Comptroller:						
	Executive Section:						
	Colonel-Comptroller	1	1	1	3,028-4,894	58,732	58,732
	Lieut Colonel-Dep Comptroller	1	1	1	2,525-4,097	46,628	46,628
	Secty	1	1	1	1,236-1,512	17,448	17,448
	Budget Branch:						
	Major-Fiscal Off	1	1	1	2,184-3,494	41,624	41,930
	Warrant Off W4-Budget Off	1	1	1	2,066-3,244	34,958	35,699
	Mgt Services Techn	-	0.5	0.5	1,177-1,565	7,068	7,332
	Accounting Branch:						
	Sr Acctg Off	1	1	1	2,197-2,651	29,094	30,470
	Acctg Techn	0.4	1	1	1,214-1,551	16,984	17,100
	Office Services Supvr I	0.5	-	-	-	-	-
	Information Systems Branch:						
	DP Mgr II	1	1	1	2,651-3,200	38,400	38,400
	Assoc DP Analyst	1	1	1	2,197-2,651	31,812	31,812
	Programmer I	0.9	1	1	1,407-1,827	21,186	21,924
	Sr DP Techn	1	1	1	1,462-1,745	20,940	20,940
	DP Techn	1	1	1	1,198-1,523	18,276	18,276
	Office Asst II	1	1	1	1,048-1,309	14,568	14,568
	Key Data Opr	1	1	1	976-1,309	15,708	15,708

92
93
94
95
96
97
98

8940 MILITARY DEPARTMENT—Continued

1
2
3
4
5
6
7
8
9
10
11
12
13
14
15
16
17
18
19
20
21
22
23
24
25
26
27
28
29
30
31
32
33
34
35
36
37
38
39
40
41
42
43
44
45
46
47
48
49
50
51
52
53
54
55
56
57
58
59
60
61
62
63
64
65
66
67
68
69
70
71
72
73
74
75
76
77
78
79
80
81
82
83
84
85
86
87
88
89
90
91
92
93
94
95
96
97
98

ORGANIZATIONAL UNIT Classification	NUMBER OF POSITIONS			EXPENDITURES		
	Filled 1983-84	Authorized 1984-85	Proposed 1985-86	Actual 1983-84	Estimated 1984-85	Proposed 1985-86
Purchasing and Contracting Branch:				SALARY RANGE		
Capt-P&C Off	-	1	1	1,981-3,014	36,167	36,167
Bus Services Off I	0.7	1	1	1,827-2,197	24,792	25,968
Materials & Stores Supvr II	0.3	-	-	1,501-1,979	-	-
Office Techn	0.8	1	1	1,214-1,551	17,100	17,100
Office Asst II	0.2	1	1	1,048-1,309	14,568	14,568
Claims Branch:						
Office Services Supvr III	1	1	1	1,544-1,854	22,248	22,248
Office Techn	1	1	1	1,214-1,551	15,267	15,882
Office Asst II	2.7	3	3	1,048-1,309	42,090	42,510
State Personnel Office:						
Major-State Pers Off	1	1	1	2,184-3,494	41,930	41,930
Sgt First Class E7-Asst State Pers Off ..	1	1	1	1,500-2,456	21,828	21,828
Pers Asst II	1	1	1	1,481-1,768	21,216	21,216
Pers Asst I	4	4	4	1,126-1,551	73,993	74,448
Office Asst II	0.4	1	1	1,048-1,309	12,954	13,374
Temporary Help—Military	1	3.3	3.3	(13,442)	64,930	64,930
Temporary Help—Civil Service	0.3	0.3	0.3	(5,752)	5,000	5,000
Overtime	-	-	-	(689)	4,000	4,000
United States Property and Fiscal Office:						
Sgt First Class E7-Procurement Clk	1	1	1	1,536-2,512	26,213	28,391
Sgt E5-Procurement Clk	2	1	1	1,230-1,719	18,049	18,167
Sgt E5-Supply Clk	2	2	2	1,230-1,719	34,890	35,262
Mgt Services Techn	0.1	1	1	1,177-1,565	14,706	15,267
Office Techn	-	1	1	1,214-1,551	14,568	15,120
Office Asst II	1.1	1	1	1,048-1,309	14,568	14,568
Totals	159.5	167.7	167.7	\$4,179,387	\$4,505,116	\$4,531,276
<i>Military</i>	<i>82.7</i>	<i>85.9</i>	<i>85.9</i>	<i>2,930,109</i>	<i>3,081,317</i>	<i>3,089,710</i>
<i>Civil Service</i>	<i>76.8</i>	<i>81.8</i>	<i>81.8</i>	<i>1,249,278</i>	<i>1,423,799</i>	<i>1,441,566</i>
Armories						
Capt-Area Coordinator	5	5	5	2,525-4,097	185,075	185,075
Maint Mech	6	6	6	1,868-2,251	147,672	147,672
Bldg Maint Worker	7	7	7	1,557-1,868	143,304	143,304
Trng Base Custodian III	3.2	4	4	1,401-1,666	76,910	77,642
Groundskeeper	0.2	-	-	1,342-1,666	-	-
Trng Base Custodian II	11	12	12	1,198-1,407	200,709	202,428
Trng Base Custodian I	98.4	110	110	1,114-1,294	1,660,812	1,679,296
Security Guards	3.9	4	4	1,075-1,246	57,623	58,640
Temporary Help-Civil Service	0.2	0.2	0.2	(3,528)	4,320	4,320
Totals	134.9	148.2	148.2	\$2,211,647	\$2,476,425	\$2,498,377
<i>Military</i>	<i>5</i>	<i>5</i>	<i>5</i>	<i>181,559</i>	<i>185,075</i>	<i>185,075</i>
<i>Civil Service</i>	<i>129.9</i>	<i>143.2</i>	<i>143.2</i>	<i>2,030,088</i>	<i>2,291,350</i>	<i>2,313,302</i>
Air Bases						
Supvr Bldg Trades	2.3	3	3	2,051-2,591	84,088	84,960
Stationary Engr	2	4	4	1,931-2,361	100,428	100,428
Maint Mech	8.8	9	9	1,868-2,251	217,022	219,484
Electrician I	1.7	3	3	1,868-2,251	69,620	72,364
Plumber I	1	1	1	1,868-2,251	24,612	24,612
Carpenter I	1.8	2	2	1,786-2,150	45,186	46,197
Boiler Room Tender	0.4	-	-	1,824-2,006	-	-
Bldg Maint Worker	3	3	3	1,557-1,868	61,416	61,416
Trng Base Custodian III	0.4	-	-	1,401-1,666	-	-
Staff Sgt E5-Security Guard	28	28	28	1,191-1,660	450,539	453,418
Staff Sgt E5-Firefighter	-	3	3	1,191-1,660	50,815	51,455
Groundskeeper	4.8	5	5	1,342-1,666	91,587	91,380
Trng Base Custodian II	4	4	4	1,198-1,407	67,536	67,536
Sgt E4-Security Guard	3	3	3	1,102-1,383	50,386	50,386
Sgt E4-Firefighter/Driver	-	3	3	1,102-1,383	48,329	49,006
Office Asst II	3.4	4	4	1,048-1,309	57,478	57,964
Trng Base Custodian I	17.9	25	25	1,114-1,294	362,547	370,707
Janitor	7.8	10	10	1,038-1,294	137,498	139,882
Temporary Help-Civil Service	-	0.5	0.5	-	9,720	9,720
Totals	90.3	110.5	110.5	\$1,657,732	\$1,927,807	\$1,950,915
<i>Military</i>	<i>31</i>	<i>37</i>	<i>37</i>	<i>596,431</i>	<i>600,069</i>	<i>604,265</i>
<i>Civil Service</i>	<i>59.3</i>	<i>73.5</i>	<i>73.5</i>	<i>1,061,301</i>	<i>1,327,738</i>	<i>1,346,650</i>
Camp San Luis Obispo						
Colonel-Commander	1	-	-	3,083-4,961	-	-
Lieut Col-Commander	-	1	1	2,576-4,054	49,886	49,886
Warrant Off W4-Facilities Engr	1	1	1	2,081-3,261	35,018	35,908
Sgt Major E9-Adm Asst	1	-	-	2,338-3,007	-	-
Master Sgt E8-Logistics NCO	1	1	1	2,022-2,724	28,474	28,474
Sgt First Class E7-Engr NCO	1	1	1	1,536-2,512	23,610	23,610
Sgt First Class E7-Adm Asst	-	1	1	1,536-2,512	20,428	20,511
Electrician Supvr	0.8	1	1	2,051-2,472	29,664	29,664
Carpenter Supvr	1	1	1	1,959-2,360	28,320	28,320
Electrician II	0.2	-	-	1,959-2,360	-	-
Plumber II	1	1	1	1,959-2,360	28,320	28,320
Maint Mech	1.5	2	2	1,868-2,251	49,428	50,520
Military Dept Heavy Equipt Opr	1	1	1	1,666-1,827	21,514	21,924
Sgt E5-Supply NCO	1	-	-	1,191-1,660	-	-

8940 MILITARY DEPARTMENT—Continued

ORGANIZATIONAL UNIT	NUMBER OF POSITIONS			EXPENDITURES		
	Filed 1983-84	Authorized 1984-85	Proposed 1985-86	Actual 1983-84	Estimated 1984-85	Proposed 1985-86
Classification						
				SALARY RANGE		
Materials & Stores Supvr I	-	1	1	1,177-1,565	16,740	17,544
Office Techn	1	1	1	1,214-1,551	16,824	17,082
Mechanics Helper	1	1	1	1,401-1,523	18,276	18,276
Steno.....	0.9	1	1	1,029-1,339	12,738	13,158
Trng Base Custodian I.....	1	1	1	1,114-1,294	15,528	15,528
Temporary Help-Military	-	0.3	0.3	-	9,600	9,600
Overtime	-	-	-	(7,588)	12,000	12,000
Totals	15.4	16.3	16.3	\$402,920	\$416,368	\$420,325
Military	6	5.3	5.3	194,188	167,016	167,989
Civil Service	9.4	11	11	208,732	249,352	252,336
California Specialized Training Institute						
Colonel-Director	1	1	1	3,083-4,961	59,534	59,534
Lieut Colonel-Chief Adm Branch.....	1	1	1	2,576-4,054	49,886	49,886
Lieut Colonel-Chief Plans & Research.....	1	1	1	2,576-4,054	32,256	32,256
Lieut Colonel-Chief Academic Branch.....	1	1	1	2,576-4,054	44,898	44,898
Lieut Colonel-Prog Mgr	2	2	2	2,576-4,054	88,040	88,040
Major-Instructor.....	1	1	1	2,229-3,548	42,578	42,578
Warrant Off W4-Instructor	3	2	2	2,081-3,261	62,426	62,426
Warrant Off W4-Coord Student Svcs....	1	1	1	2,081-3,261	23,956	23,956
Warrant Off W4-Coord Sup Svcs	1	1	1	2,081-3,261	36,854	36,854
Warrant Off W4-Budget & Fiscal Off..	1	1	1	2,081-3,261	27,408	27,408
Master Sgt E3-Trng Aide Spec	1	1	1	2,022-2,724	32,686	32,686
Staff Sgt E6-Research Cntr Techn	1	1	1	1,357-1,958	17,263	17,263
Accountant I.....	1	1	1	1,401-1,827	19,467	19,992
Office Techn	0.9	1	1	1,214-1,551	17,042	17,100
PFC E3-Adm Spec	1	1	1	1,086-1,284	14,686	14,686
PFC E3-Research Asst	1	1	1	1,086-1,284	13,037	13,037
Mach Opr II.....	0.8	1	1	1,177-1,376	14,136	14,664
Steno.....	1	1	1	1,029-1,339	15,396	15,396
Word Processing Techn	0.1	-	-	1,043-1,309	-	-
Totals	20.8	20	20	\$584,877	\$611,549	\$612,660
Military	17	16	16	522,830	545,508	545,508
Civil Service	3.8	4	4	62,047	66,041	67,152
Los Alamitos Reserve Center						
Headquarters:						
Major-Installation Mgr	1	1	1	2,368-3,715	44,587	44,587
Warrant Off W3-Operations Mgr	1	1	1	2,031-2,939	30,958	30,958
Sgt E5-Acctg Techn	1	1	1	1,284-1,799	18,455	18,455
Secty.....	0.3	1	1	1,236-1,512	16,292	16,976
Office Asst II	1	1	1	1,048-1,309	14,128	14,568
Personnel Branch:						
Sgt E5-Adm/Pers Spec	1	1	1	1,284-1,799	21,594	21,594
Sgt E5-Adm Asst	1	1	1	1,284-1,799	21,594	21,594
Cpl E4-Adm/Postal Clk.....	1	1	1	1,201-1,530	18,361	18,361
Telephone Opr	2	2	2	1,048-1,214	27,522	27,942
Operations Branch:						
Staff Sgt E6-Opns Spec	1	1	1	1,420-2,065	19,981	19,981
Staff Sgt E6-Security NCO	1	1	1	1,420-2,065	20,845	20,845
Fire Department:						
Master Sgt E8-Fire Chief	1	1	1	2,120-2,866	27,656	27,656
Sgt First class E7-Fire Capt	2	2	2	1,605-2,617	48,530	48,530
Sgt E5-Firefighter	14	14	14	1,284-1,799	227,344	227,344
Facilities Engineering Branch:						
Supvng Mech Engr.....	0.3	-	-	3,128-3,780	-	-
Capt-Facility Engr Mgr	1	1	1	2,149-3,221	36,588	36,588
Warrant Off W4-Facility Mgt Spec	1	1	1	2,243-3,458	26,915	26,915
Equip Maint Supvr	0.3	-	-	2,197-2,651	-	-
Electrician Supvr	1	1	1	2,051-2,472	27,012	27,012
Stationary Engr	1.6	2	2	1,931-2,361	51,504	51,504
Carpenter Supvr	1	1	1	1,959-2,360	25,800	25,800
Mech Estimator I	0.8	1	1	1,959-2,360	28,149	28,320
Plumber II	1	1	1	1,959-2,360	24,612	25,800
Carpenter II.....	0.9	1	1	1,868-2,251	22,416	23,508
Electrician I	2.9	3	3	1,868-2,251	71,731	72,824
Sheet Metal Worker	0.1	-	-	1,868-2,251	-	-
Plumber I	0.8	1	1	1,868-2,251	22,689	23,784
Fusion Welder	1	1	1	1,827-2,197	24,024	24,024
Carpenter I.....	2	2	2	1,786-2,150	47,016	47,016
Painter I	2	2	2	1,786-2,150	47,016	47,016
Supvng Groundskeeper I	1	1	1	1,591-2,098	22,944	22,944
Bldg Maint Worker.....	1	1	1	1,557-1,868	20,472	20,472
Skilled Laborer	4.4	5	5	1,523-1,827	99,960	99,960
Sgt E5-Draftsman	1	1	1	1,284-1,799	19,877	19,877
Groundskeeper	4.4	5	5	1,342-1,666	89,857	90,587
Laborer	1.2	1	1	1,342-1,462	17,544	17,544
Office Asst II	1.9	4	4	1,048-1,309	56,340	56,340
Office Asst I	0.6	-	-	976-1,126	-	-
Industrial Operations:						
Warrant Off W2-Constr Inspector	1	1	1	1,815-2,600	26,090	26,090
Staff Sgt E6-Prop Control Off	1	1	1	1,420-2,065	22,829	22,829
Staff Sgt E6-Supply Off	1	1	1	1,420-2,065	22,791	22,791
Staff Sgt E6-Dining Fac Mgr	1	1	1	1,420-2,065	23,563	23,563

8940 MILITARY DEPARTMENT--Continued

ORGANIZATIONAL UNIT	NUMBER OF POSITIONS			EXPENDITURES		
	Filled 1983-84	Authorized 1984-85	Proposed 1985-86	Actual 1983-84	Estimated 1984-85	Proposed 1985-86
SALARY RANGE						
Auto Mech	1.7	2	2	1,666-2,002	41,995	42,946
Heavy Truck Driver.....	0.9	1	1	1,591-1,912	20,940	20,940
Sgt E5-Procurement Clk	1	1	1	1,284-1,799	18,664	18,664
Military Dept Equipmt Opr	2	2	2	1,591-1,745	41,880	41,880
Temporary Help-Military	0.3	0.3	0.3	(12,951)	9,600	9,600
Temporary Help-Civil Service.....	0.3	0.3	0.3	(1,014)	5,832	5,832
Totals	71.7	75.6	75.6	\$1,674,875	\$1,574,497	\$1,582,361
Military	33.3	33.3	33.3	860,741	706,822	706,822
Civil Service	38.4	42.3	42.3	814,134	867,675	875,539
Camp Roberts						
Headquarters:						
Sgt E5-Adm/Pers Clk.....	1	1	1	1,230-1,719	18,167	18,167
Personnel and Community Affairs:						
Capt-Director.....	1	1	1	2,021-3,063	36,750	36,750
Sgt E5-Fiscal Clk	1	1	1	1,230-1,719	20,626	20,626
Office Asst II	0.6	1	1	1,048-1,309	12,954	13,374
Training and Security:						
Staff First Class E7-Maint Mech (Range)	1	1	1	1,536-2,512	30,110	30,110
Staff Sgt E6-Asst Range NCO	1	1	1	1,357-1,958	20,201	20,201
Staff Sgt E6-Electrical Mech	1	1	1	1,357-1,958	23,610	23,610
Telephone Opr	1	1	1	1,048-1,214	14,568	14,568
Facilities Engineer:						
Major-Facilities Engr Mgr.....	1	1	1	2,229-3,548	40,267	40,267
Supvr Bldg Trades	0.6	1	1	2,051-2,591	28,320	28,320
Sgt First Class E7-Estimator.....	1	1	1	1,536-2,512	24,474	24,474
Chief Fire Fighter/Security Guard	1	1	1	2,018-2,431	29,172	29,172
Water & Sewage Plant Supvr	1	1	1	2,146-2,361	25,752	25,752
Stationary Engr	1.8	2	2	1,931-2,361	48,924	48,924
Plumber II	0.2	1	1	1,959-2,360	25,800	25,800
Carpenter II	0.9	1	1	1,868-2,251	24,612	24,612
Plumber I	1.7	1	1	1,868-2,251	22,507	23,600
Supvng Firefighter/Security Guard	2	2	2	1,840-2,215	53,160	53,160
Electrician Power Line Worker II	2	2	2	1,959-2,150	51,600	51,600
Carpenter I.....	0.8	1	1	1,786-2,150	22,170	23,235
Firefighter/Guard.....	6	7	7	1,679-2,018	160,926	163,951
Jr Civil Engr	0.6	1	1	1,780-2,011	21,595	22,622
Military Dept Heavy Equipmt Opr	2.8	3	3	1,666-1,827	63,652	65,444
Skilled Laborer	1.7	2	2	1,523-1,827	39,309	39,984
Structural Drafting Techn I.....	1	1	1	1,941-1,786	21,432	21,432
Sgt E5-Mates Janitor/Guard	3	-	-	1,230-1,719	-	-
Sgt E5-Fuel Distribution Systems Opr	1	1	1	1,230-1,719	19,898	19,898
Groundskeeper	0.6	1	1	1,342-1,666	16,458	17,178
Office Asst I	0.7	1	1	976-1,126	12,414	12,814
Industrial Operations:						
Sgt First Class E7-Refrigeration NCO ..	1	1	1	1,536-2,512	23,977	23,977
Staff Sgt E6-Communications NCO	1	1	1	1,357-1,958	21,688	21,688
Materials & Stores Supvr I	1	1	1	1,401-1,827	19,992	19,992
Sgt E5-Supply Techn	1	1	1	1,230-1,719	20,377	20,377
Sgt E5-Warehouse Worker	3	5	5	1,230-1,719	97,253	97,253
Stock Clk	1	1	1	1,168-1,486	16,404	16,404
Cpl E4-Tisa Clk	2	2	2	1,132-1,428	30,106	30,106
Cpl E4-Supply Clk	1	1	1	1,132-1,428	16,709	16,709
Office Asst II	1	1	1	1,048-1,309	14,568	14,568
Janitor.....	1.3	2	2	1,038-1,294	28,583	29,168
Temporary Help-Military	0.2	2	2	(3,092)	71,000	71,000
Temporary Help-Civil Service.....	7	7	7	(151,683)	150,000	150,000
Totals	59.5	65	65	\$1,263,878	\$1,440,085	\$1,450,887
Military	21.2	22	22	437,027	515,213	515,213
Civil Service	38.3	43	43	826,851	924,872	935,674
California Impact Program						
Colonel-Director	1	1	1	3,028-4,894	54,836	54,836
Major-Opns & Trng Off	1	1	1	2,184-3,494	41,930	41,930
Warrant Off W4-Adm Off.....	1	1	1	2,066-3,244	35,328	35,699
First Lieut-Fiscal Off	1	1	1	1,719-2,305	27,206	27,469
Warrant Off W2-Site Coordinator	1	1	1	1,787-2,624	24,903	25,061
Staff First Class E7-Mil Skills Coord	1	1	1	1,500-2,456	25,639	25,777
Staff Sgt E6-Trng NCO	1	1	1	1,397-2,028	20,899	20,899
Staff Sgt E6-Sr Adm NCO	1	1	1	1,317-1,904	19,909	19,990
Sgt E5-Military Instructor	1	1	1	1,264-1,769	19,016	19,512
Sgt E5-Job Developer	1	1	1	1,264-1,769	18,046	18,532
Sgt E5-Remedial Instructor	1	1	1	1,191-1,660	17,465	17,465
Office Techn	0.6	2	2	1,214-1,551	30,227	30,914
Spec E4-Adm Spec	3	3	3	1,102-1,486	47,780	48,562
Temporary Help-Military	3	-	-	(63,728)	-	-
Totals	17.6	16	16	\$376,616	\$383,184	\$386,646
Military	17	14	14	347,058	352,957	355,732
Civil Service	0.6	2	2	29,558	30,227	30,914

8940 MILITARY DEPARTMENT—Continued

ORGANIZATIONAL UNIT Classification	NUMBER OF POSITIONS			EXPENDITURES		
	Filled 1983-84	Authorized 1984-85	Proposed 1985-86	Actual 1983-84	Estimated 1984-85	Proposed 1985-86
Military Support to Civil Authority						
Temporary Help—Emergency Military	5	-	-			
				SALARY RANGE 82,351	-	-
TOTALS, AUTHORIZED POSITIONS.....	569.7	619.3	619.3	\$12,434,283	\$13,335,031	\$13,433,447
Military	(213.2)	(218.5)	(218.5)	(6,152,294)	(6,153,977)	(6,170,314)
Civil Service	(356.5)	(400.8)	(400.8)	(6,281,989)	(7,181,054)	(7,263,133)
Regular/Ongoing Positions.....	555.7	603.5	603.5	12,047,162	12,947,429	13,045,845
Temporary Positions.....	14	15.8	15.8	377,830	371,602	371,602
Overtime	-	-	-	9,291	16,000	16,000

1
2
3
4
5
6
7
8
9
10
11
12
13
14
15
16
17
18
19
20
21
22
23
24
25
26
27
28
29
30
31
32
33
34
35
36
37
38
39
40
41
42
43
44
45
46
47
48
49
50
51
52
53
54
55
56
57
58
59
60
61
62
63
64
65
66
67
68
69
70
71
72
73
74
75
76
77
78
79
80
81
82
83
84
85
86
87
88
89
90
91
92
93
94
95
96
97
98

INDEX BY BUDGET TITLE
1985-86 SALARIES AND WAGES SUPPLEMENT

The following provides an index by organization in alphabetical order. The four-digit organization code represents the number assigned to a department or budget entity in the State Uniform Codes Manual. For ease of reference, budgets are included in numerical order and the organization code appears at the top of each page.

A	<i>Organization Code</i>	<i>Organization Code</i>	
Academic Senate, Statewide (California State University) ..	6610	Corrections, Department of.....	5240
Administrative Law, Office of.....	8910	Court, Supreme (Judicial)	0250
Advisory Committee on Child Development Programs, Gov- ernor's	4220	Courts of Appeal (Judicial)	0250
Advisory Council on Vocational Education, California	6320	Criminal Justice Planning, Office of	8100
Aging, Commission on.....	4180		
Aging, Department of.....	4170	D	
Agnews State Hosp (Dev Services)	4300	Data Center, H & W Agency	4130
Agricultural Labor Relations Board.....	8300	Data Center, Stephen P. Teale.....	2780
Agricultural Sciences (UC)	6440	Davis Campus (UC)	6440
Agriculture, Department of Food and	8570	Debt Advisory Commission, California.....	0956
Air Resources Board	3400	Debt Limit Allocation Committee, California	0959
Alcohol and Drug Programs, Department of	4200	Developmental Disabilities, Area Boards on.....	4110
Alcoholic Beverage Control, Department of	2100	Developmental Disabilities, State Council on.....	4100
Alcoholic Beverage Control Appeals Board		Developmental Services, Department of.....	4300
Appeal, Courts of (Judicial).....	0250	Deuel Vocational Institution (Corrections).....	5240
Arts Council, California	8260	Dominguez Hills, California State University	6610
Atascadero State Hosp (Mental Health)	4440	Drug Programs, Alcohol and ____, Department of.....	4200
B		E	
Bakersfield, California State College	6610	Economic Development, Commission for	8200
Banking Department, State	2140	Economic Opportunity, Office of.....	0660
Berkeley Campus (UC)	6440	Education, Department of	6100
Board of Control.....	8700	Education Facilities Authority, California	0989
Board of Corrections	5430	El Paso de Robles School (YA).....	5460
Board of Prison Terms	5440	Emergency Medical Services Authority	4120
Boating and Waterways, Department of	3680	Emergency Services, Office of	0690
Business, Transportation, and Housing, Secretary for	0520	Employees Retirement System, Public.....	1900
		Employment Development Department.....	5100
C		Energy Resources Conservation and Development Commis- sion	3360
California Conservation Corps	3340	Equalization, State Board of	0860
California Medical Assistance Commission	4270	Exposition and State Fair, California	8560
California-Mexico Affairs, Office of	0580		
California State Government Organization and Economy, Commission on	8780	F	
California State University, Chancellor's Office.....	6610	Fair, California Exposition and State	8560
California State World Trade Commission	0585	Fair Employment and Housing Commission	1705
California Tahoe Conservancy	3125	Fair Employment and Housing, Department of	1700
Camarillo State Hosp (Dev Services)	4300	Fair Political Practices Commission	8620
Chico, California State University	6610	Fairview State Hosp (Dev Services).....	4300
Child Development Programs Advisory Committee	4220	Finance, Commission on State	8730
Chiropractic Examiners, Board of	8500	Finance, Department of	8860
Coastal Commission, California.....	3720	Fire Marshal, Office of the State	1710
Coastal Conservancy, State	3760	Fish and Game, Department of	3600
Colorado River Board of California	3460	Folsom State Prison (Corrections)	5240
Commerce, Department of	2200	Food and Agriculture, Department of	8570
Commission for Teacher Credentialing	6360	Forestry, Department of	3540
Community Colleges, Board of Governors of the California	6870	Franchise Tax Board	1730
Conservation, Department of	3480	Fred C. Nelles School (YA)	5460
Conservation Board, Wildlife	3640	Fresno, California State University	6610
Conservation Camps (YA)	5460	Fullerton, California State University	6610
Conservation Corps, California.....	3340		
Consumer Affairs, Department of	1110	G	
Control, Board of	8700	Game, Department of Fish and	3600
Controller, State	0840	General Services, Department of.....	1760
Corporations, Department of	2180	Government Organization and Economy, Commission on California State	8780
Correctional Centers, California (Corrections)	5240	Governors of the California Community Colleges, Board of	6870
Correctional Industries Revolving Fund (Corrections)	5240		
Correctional Institution, California (Corrections)	5240		
Correctional Training Facility (Corrections)	5240		
Corrections, Board of	5430		

INDEX BY BUDGET TITLE—Continued

	<i>Organization Code</i>		<i>Organization Code</i>
H			
Hastings College of Law.....	6600	Northern Reception Center and Clinic (YA).....	5460
Hayward, California State University	6610	Northridge, California State University	6610
Health and Welfare Agency Data Center	4130	O	
Health and Welfare, Secretary for.....	0530	Occupational Information Coordinating Committee, Cali-	
Health Facilities Authority, California	0977	fornia	6330
Health Facilities Commission, California	5190	Osteopathic Examiners, Board of.....	8510
Health Planning and Development, Office of Statewide	4140	P	
Health Services, Department of.....	4260	Parks and Recreation, Department of	3790
Highway Patrol, Department of the California	2720	Patton State Hosp (Mental Health)	4440
Horse Racing Board, California	8550	Peace Officer Standards and Training, Commission on.....	8120
Housing and Community Development, Department of	2240	Personnel Administration, Department of.....	8380
Housing Finance Agency, California.....	0980	Personnel Board, State	1880
Humboldt State University	6610	Pilot Commissioners for the Bays of San Francisco, San Pablo	
I			
Industrial Development Financing Advisory Commission,		and Suisun, Board of	8530
California	0965	Planning and Research, Office of.....	0650
Industrial Relations, Department of	8350	Pomona, California State Polytechnic University	6610
Information Systems (California State University)	6610	Porterville State Hosp (Dev Services)	4300
Information Systems Implementation Committee, Califor-		Postsecondary Education Commission, California	6420
nia	8740	Preston School of Industry (YA)	5460
Inmate Welfare Fund (Corrections).....	5240	Prison Terms, Board of.....	5440
Institution for Men, California (Corrections)	5240	Programs and Provisions (UC).....	6440
Institution for Women, California (Corrections)	5240	Public Broadcasting Commission, California.....	8290
Insurance, Department of	2290	Public Defender, State	8140
International Programs (California State University)	6610	Public Employees' Retirement System.....	1900
Irvine Campus (UC)	6440	Public Utilities Commission.....	8660
J			
Judicial.....	0250	Public Employment Relations Board	8320
Judicial Council (Judicial)	0250	R	
Judicial Performance, Commission on (Judicial)	0250	Real Estate, Department of.....	2320
Justice, Department of	0820	Recreation, Department of Parks and	3790
Juvenile Court Law, Commission for Revision of	8105	Rehabilitation, Department of	5160
L			
Lands Commission, State	3560	Rehabilitation Center, California (Corrections)	5240
Lanterman State Hosp (Dev Services)	4300	Resources, Secretary for	0540
Law Revision Commission, California.....	8830	Retirement System, Public Employees'	1900
Legislative Counsel Bureau	0160	Retirement System, State Teachers'	1920
Library Development (California State University).....	6610	Riverside Campus (UC)	6440
Lieutenant Governor, Office of the	0750	S	
Long Beach, California State University	6610	Sacramento, California State University.....	6610
Los Angeles, California State University	6610	San Bernardino, California State College.....	6610
Los Angeles Campus (UC)	6440	San Diego Campus (UC)	6440
M			
Maritime Academy, California	6860	San Diego State University	6610
Medical Assistance Commission, California	4270	San Francisco, San Pablo and Suisun, Board of Pilot Commis-	
Medical Facility, California (Corrections)	5240	sioners for the Bays of.....	8530
Men, California Institution for (Corrections)	5240	San Francisco Bay Conservation and Development Commis-	
Men's Colony, California (Corrections)	5240	sion	3820
Mental Health, Department of.....	4440	San Francisco Campus (UC)	6440
Metropolitan State Hosp (Mental Health)	4440	San Francisco State University	6610
Military Department	8940	San Jose State University	6610
Motion Picture Council.....	8220	San Luis Obispo, California Polytechnic State University....	6610
Motor Vehicles, Department of	2740	San Quentin State Prison (Corrections)	5240
Museum of Science and Industry.....	1100	Santa Barbara Campus (UC)	6440
N			
Napa State Hosp (Dev Services)	4300	Santa Cruz Campus (UC)	6440
Narcotic Addict Evaluation Auth (Corrections)	5240	Santa Monica Mountains Conservancy	3810
Native American Heritage Commission.....	8280	Savings and Loan, Department of	2340
Northern California Youth Centers (YA)	5460	Science and Industry, Museum of	1100
		Secretary for Business, Transportation, and Housing	0520
		Secretary for Health and Welfare	0530
		Secretary for Resources	0540
		Secretary for State and Consumer Services	0510
		Secretary for Youth and Adult Correctional Agency	0550
		Secretary of State.....	0890
		Seismic Safety Commission	3580
		Sierra Conservation Center (Corrections)	5240

INDEX BY BUDGET TITLE—Continued

	<i>Organization Code</i>
Social Services, Department of	5180
Solarcal Council	2060
Sonoma State University.....	6610
Sonoma State Hosp (Dev Services).....	4300
Southern Reception Center and Clinic (YA)	5460
Stanislaus, California State College	6610
State and Consumer Services, Secretary for	0510
State Fair, California Exposition and	8560
State Finance, Commission on	8730
State Government Organization and Economy, Commission on California	8780
State Lands Commission.....	3560
Statewide Health Planning and Development, Office of	4140
Status of Women, Commission on the	8820
Stephen P. Teale Data Center	2780
Stockton State Hosp (Dev Services)	4300
Student Aid Commission	7980
Student Loan Authority, California.....	0986
Supreme Court (Judicial).....	0250
Systemwide Provisions for Allocation (California State Uni- versity)	6610

T

Tahoe Conservancy, California.....	3125
Tax Board, Franchise.....	1730
Teacher Credentialing, Commission for.....	6360
Teachers' Retirement System, State	1920
Teale Data Center, Stephen P.....	2780
Traffic Adjudication Board.....	2760
Traffic Safety, Office of.....	2700
Training Facility, Correctional (Corrections).....	5240
Transportation, Department of.....	2660
Transportation Commission, California	2600
Treasurer, State.....	0950
Trustees Audit Program (California State University).....	6610

Organization Code

U

University, The California State	6610
University of California, Universitywide Administration	6440
Urban Waterfront Area Restoration Financing	0983
Utilities Commission, Public	8660

V

Ventura School (YA)	5460
Veterans Affairs, Department of	1950
Vocational Education, California Advisory Council on	6320

W

Waste Management Board, California	3380
Water Resources, Department of.....	3860
Water Resources Control Board, State	3940
Waterways, Boating and _____, Department of.....	3680
Wildlife Conservation Board	3640
Women, Commission on the Status of	8820
Women, California Institution for (Corrections)	5240
World Trade Commission, California State	0585

Y

Youth and Adult Correctional Agency, Secretary for.....	0550
Youth Authority, Department of	5460
Youthful Offender Parole Board	5450
Youth Training School (YA)	5460

Photoelectronic composition by
CALIFORNIA OFFICE OF STATE PRINTING

